

Cite this: *Chem. Sci.*, 2022, 13, 1801

All publication charges for this article have been paid for by the Royal Society of Chemistry

Solvent directed chemically divergent synthesis of β -lactams and α -amino acid derivatives with chiral isothiourea†

Dong-Sheng Ji,^a Hui Liang,^a Kai-Xuan Yang,^a Zhi-Tao Feng,^c Yong-Chun Luo,^{id} ^{*a} Guo-Qiang Xu,^{id} ^a Yucheng Gu,^{id} ^d and Peng-Fei Xu,^{id} ^{*ab}

A protocol for the chemically divergent synthesis of β -lactams and α -amino acid derivatives with isothiourea (ITU) catalysis by switching solvents was developed. The stereospecific Mannich reaction occurring between imine and C(1)-ammonium enolate generated zwitterionic intermediates, which underwent intramolecular lactamization and afforded β -lactam derivatives when DCM and CH_3CN were used as solvents. However, when EtOH was used as the solvent, the intermediates underwent an intermolecular esterification reaction, and α -amino acid derivatives were produced. Detailed mechanistic experiments were conducted to prove that these two kinds of products came from the same intermediates. Furthermore, chemically diversified transformations of β -lactam and α -amino acid derivatives were achieved.

Received 4th November 2021

Accepted 18th January 2022

DOI: 10.1039/d1sc06127e

rsc.li/chemical-science

Introduction

Synthetic chemists have especially devoted themselves to developing concise, green and efficient methodologies for accessing target molecules.¹ Divergent synthesis as an intriguing and efficient strategy has made synthesis of complex molecules possible, which has attracted much attention from chemists to construct complex natural products starting from simple materials by regulating and adjusting reaction conditions. Therefore, different target products are obtained by different reaction pathways (Scheme 1).² This strategy was inspired by natural biosynthesis, in which many natural products are derived from the same intermediates by different biosynthesis routes. It is widely used not only by synthetic chemists in the field of total synthesis,³ but also in the field of developing new synthetic methodologies.⁴

β -lactams and α -amino acid derivatives play important roles in life events.⁵ β -lactams refer to a large class of antibiotics with a β -lactam ring in their chemical structure, including the most

commonly used penicillins and cephalosporins in clinical practice, as well as newly developed cephamycins and thio-bacillus antibiotics, monocyclic β -lactams and other atypical β -lactam antibiotics, such as aztreonam and zetia.⁶ Amino acids are the basic units of proteins, which are mainly used as therapeutic drugs and as basic units of synthetic peptide drugs (Fig. 1).⁷ Therefore, it is essential to develop concise and efficient synthetic methods for the synthesis of chiral β -lactams and α -amino acid derivatives.⁸ Over the past few decades, the synthesis of β -lactams mediated by chiral Lewis base nucleophilic catalysts has progressed very well. Lectka developed cinchona alkaloid participating reactions for accessing chiral β -lactams.⁹ Fu reported planar-chiral DMAP involving protocols for obtaining chiral β -lactams.¹⁰ Birman and Smith have carried out pioneering studies in this field *via* C1 ammonium generated from chiral isothiourea¹¹ (Scheme 2A). Although there are some reports on the construction of chiral β -lactams or amino acids, all these reactions were developed for the synthesis of only one kind of them.^{8c,11c} In terms of chemistry, these two kinds of compounds are structurally closely linked to each other, and we

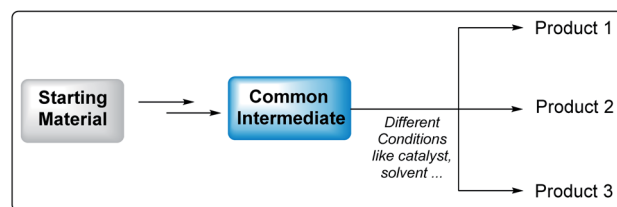
^aState Key Laboratory of Applied Organic Chemistry, College of Chemistry and Chemical Engineering, Lanzhou University, Lanzhou, 730000, P. R. China. E-mail: xupf@lzu.edu.cn; luoych@lzu.edu.cn

^bState Key Laboratory of Veterinary Etiological Biology, College of Veterinary Medicine, Lanzhou University, Lanzhou, 730000, P. R. China

^cDepartment of Chemistry, University of California Davis, One Shields Avenue, Davis, California, 95616, USA

^dSyngenta Jealott's Hill International Research Centre, Bracknell, Berkshire, RG42 6EY, UK

† Electronic supplementary information (ESI) available. CCDC 2077824, 2111690, 2118205. For ESI and crystallographic data in CIF or other electronic format see DOI: 10.1039/d1sc06127e



Scheme 1 The strategy of divergent synthesis.

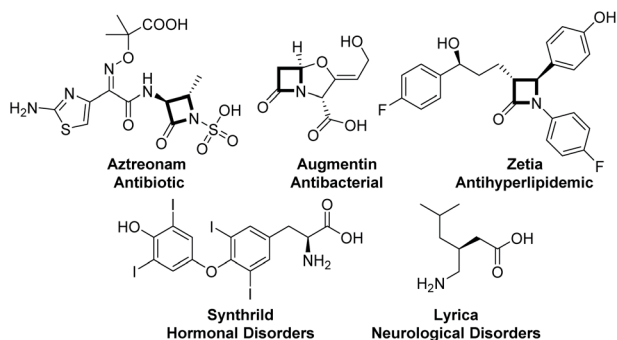


Fig. 1 Pharmaceuticals containing β -lactam and amino acid structures.


envisioned that they could be synthesized from the same intermediates as in biosynthesis. Therefore, we attempted to synthesize these two important kinds of molecules exploiting the strategy of divergent synthesis, which will contribute to enriching potential candidates for screening and discovering drugs.

In recent years, isothiurea (ITU) catalysis, as a new kind of organocatalysis, has attracted tremendous attention from organic chemists,¹² and not only shows outstanding performance in controlling product stereoselectivity but can also be combined with transition metal,¹³ photo¹⁴ and amine catalysis.¹⁵ Smith, as a pioneer in this field, developed a new homobenzotetramisole (HBTM) catalyst and achieved many [2 + 2] and [4 + 2] cycloaddition processes, with which many useful molecules have been constructed.¹⁶ Snaddon developed a method for the enantioselective α -functionalization of acyclic esters through a synergistic combination of ITU catalysis and transition metal catalysis.¹⁷ In 2017, Gong reported an asymmetric [4 + 2] annulation of C1 ammonium enolates generated from chiral isothiurea catalysts and copper–allenylidene complexes. Later, a new strategy combining the palladium-catalyzed carbonylation and chiral ITU catalysis was developed to access dihydropyridones and β -lactams by the same group (Scheme 2B).¹⁸ There are also other chemists who have devoted their efforts to this field and promoted the development of ITU catalysis.¹⁹ Based on the principle of divergent synthesis, ITU catalysis, the longstanding exploration in organocatalysis²⁰ and the hypothesis that β -lactams and α -amino acid derivatives may be produced from the same intermediates, a strategy for the divergent synthesis of β -lactams and α -amino acid derivatives by switching reaction solvents was proposed. We envisioned that a stereospecific Mannich reaction between C(1)-ammonium enolates and imines would produce key intermediate **I** (Scheme 2C). Then, there would be two different pathways to regenerate the catalyst from intermediate **I**: one is the process of the intramolecular lactamization, and the other is the process of the intermolecular esterification when ethanol is used as the solvent. Therefore, β -lactams and α -amino acid derivatives would be easily obtained from using different solvents. There are two obvious challenges in the protocol: one is the competitive intramolecular and intermolecular reactions of

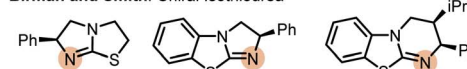
A) Chiral Lewis base nucleophilic catalysts used for the synthesis β -lactams

Lectka: Cinchona alkaloids

Fu: Planar-Chiral DMAP

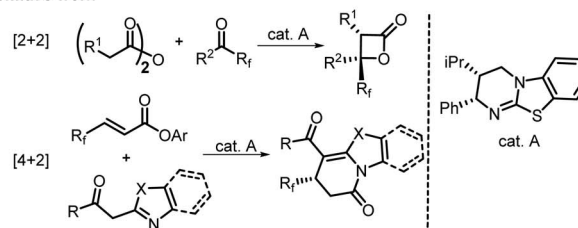


Birman and Smith: Chiral Isothiourea

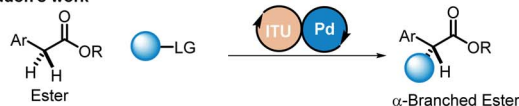


B) Pioneering advances about isothiurea organocatalysis

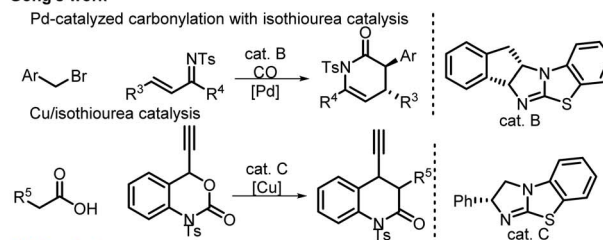
Smith's work



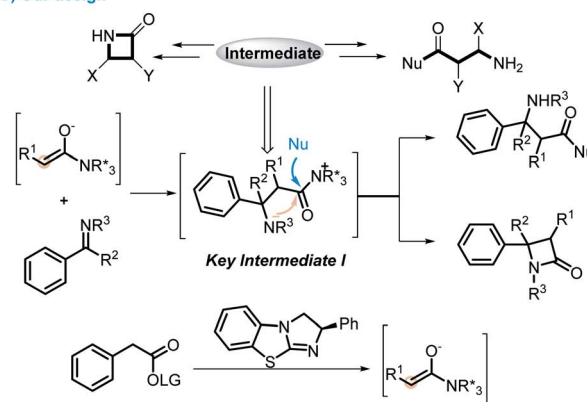
Snaddon's work



Gong's work



C) Our design



Scheme 2 (A) Chiral Lewis base nucleophilic catalysts used for the synthesis β -lactams. (B) Pioneering advances about isothiurea organocatalysis. (C) The proposed protocol.

intermediates **I**, which will determine whether or not we can access either only β -lactams or only α -amino acid derivative products; the other is the diastereoselectivity issue because imines might have two pathways to approach enolates.

Results and discussion

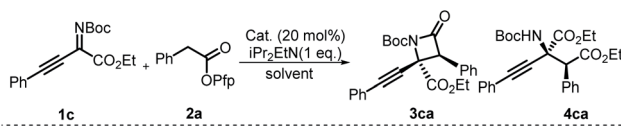
Initial experiments were started with imine **1a** and aryl acetic acid ester **2a** in 1 mL of CH_2Cl_2 with 20 mol% **Cat.1** as well as 1



equivalent *i*-Pr₂EtN. Unfortunately, no product formation was detected, and all the substrates were totally recovered. Considering the higher electron cloud density and larger steric hindrance of the C=N double bond of imine **1a**, alkenyl and alkynyl groups were introduced into imine **1a**,²¹ and we believed that this tactic not only increased the reactivity of the carbon atom of the imine bond but also introduced two useful functional groups which can be easily transformed into other useful molecules. To our delight, imine **1c**²² produced the desirable β -lactam, which contained a quaternary carbon stereocenter. Then, imine **1c** and aryl acetic acid ester **2a** were chosen as model substrates to optimize the reaction conditions. First, catalysts with either a [5,5] fused ring system or a [5,6] fused ring system were tested. It was found that catalysts with [5,5] fused ring systems were superior for this reaction, and the classical **Cat.1** was the optimal catalyst. Next, we turned our attention to solvents. After the evaluation of non-nucleophilic solvents, acetonitrile was proven to be the optimal solvent for the synthesis of β -lactams (Table 1, entry 8). Then, alcohols were used as the solvent for the divergent synthesis of α -amino acid derivatives by switching the solvents. The acquisition of the

corresponding amino acid derivative **4ca** showed that solvent-directed divergent synthesis of β -lactams and α -amino acid derivatives was successfully achieved (Table 1, entry 9). To improve the yields and stereoselectivities of the reactions, the bases and the reaction temperatures were surveyed (see the ESI for details[†]). The results showed that high stereoselectivities and yields were obtained when either acetonitrile or ethanol was used as the solvent when the reactions were performed at a lower temperature. Taking into consideration the case that the poor diastereoselectivity of **3ca** might originate from the process of the base-promoted enolate epimerization of **3ca**, lower temperatures might repress this process, and the best results were obtained when the reaction was performed at -50 °C. After the evaluation of other parameters, including the

Table 1 Optimization of the reaction conditions^a



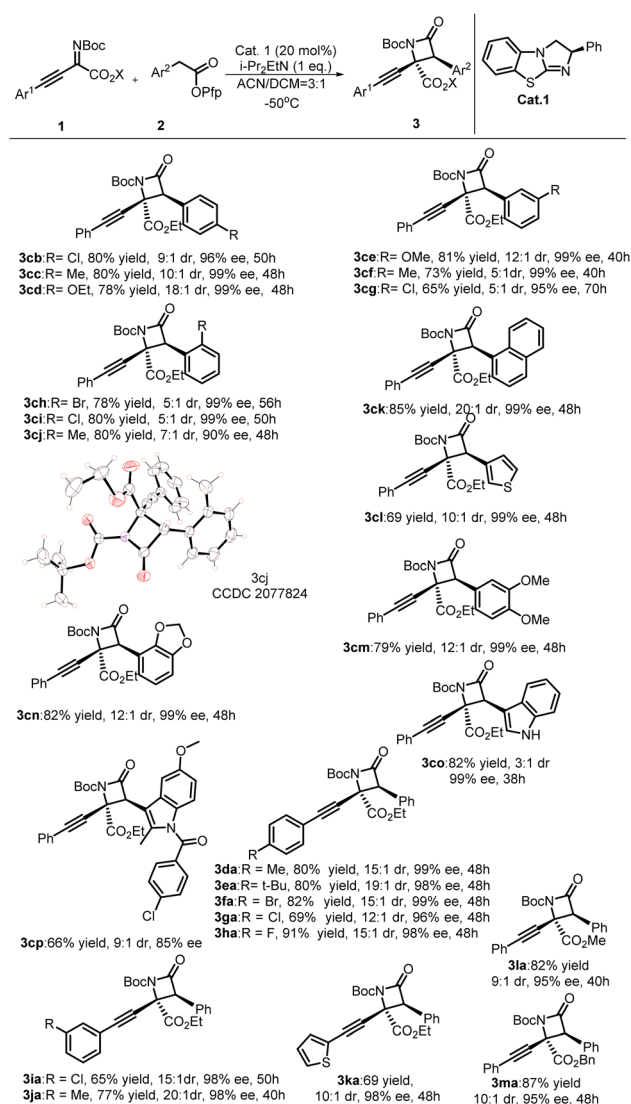
Entry ^a	Cat.	Solvent	Yield 3ca ^b	Yield 4ca ^b	dr ^c	ee ^d
1	Cat.1	CH ₂ Cl ₂	53	—	3 : 1	90
2	Cat.2	CH ₂ Cl ₂	56	—	3 : 1	85
3	Cat.3	CH ₂ Cl ₂	51	—	3 : 1	78
4	Cat.4	CH ₂ Cl ₂	42	—	2 : 1	74
5	Cat.5	CH ₂ Cl ₂	38	—	3 : 1	91
6	Cat.1	CHCl ₃	56	—	3 : 1	88
7	Cat.1	Toluene	Trace	—	—	—
8	Cat.1	CH ₃ CN	70	—	3 : 1	90
9	Cat.1	EtOH	—	72	5 : 1	92
10 ^e	Cat.1	CH ₃ CN	72	—	3 : 1	91
11 ^e	Cat.1	EtOH	—	78	20 : 1	99
12 ^f	Cat.1	CH ₃ CN	80	—	8 : 1	99
13 ^g	Cat.1	CH ₃ CN	78	—	8 : 1	98
14 ^{g,h}	Cat.1	CH ₃ CN	85	—	8 : 1	99
15 ^{e,h}	Cat.1	EtOH	—	81	20 : 1	99

^a Reactions performed with 0.1 mmol **1a**, 0.1 mmol **2a**, 0.1 mmol *i*-Pr₂NEt, catalyst (20 mol%), in solvent (1 mL) at 15 °C for 24 hours.

^b Isolated yield of the major isomer. ^c Determined by ¹H NMR analysis of the crude products. ^d Determined by chiral-phase HPLC.

^e The reaction was performed at 0 °C for 40 hours. ^f The reaction was performed at -40 °C. ^g The reaction was performed at -50 °C for 48 hours, CH₃CN/DCM = 3 : 1. ^h 0.12 mmol **2a** was used.

Table 2 DCM and CH₃CN directed synthesis of β -lactam derivatives^a



^a All reactions were performed with 20 mol% of **Cat.1**, 0.1 mmol of **1**, 0.12 mmol of **2**, and 0.1 mmol *i*-Pr₂EtN in 0.75 mL CH₃CN and 0.25 mL CH₂Cl₂ at -50 °C for *t* h; isolated yields of major isomers are provided.

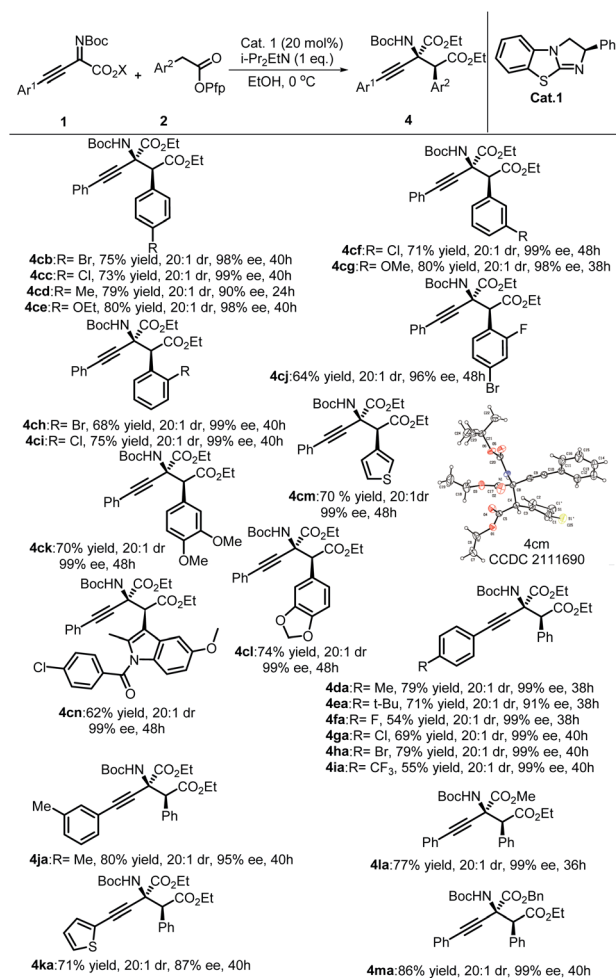


ratios of substrates and additives, the optimal reaction conditions for the synthesis of β -lactam (Table 1, entry 15) and the amino acid derivative (Table 1, entry 14) were obtained.

With the optimal reaction conditions established, the substrate scope to synthesize β -lactams was explored (Table 2). First, the electronic and steric effects on aryl acetic acid esters were explored. Acetic acid esters containing *para*- and *meta*-substituted phenyls all gave desirable products with excellent enantioselectivities and diastereoselectivities (**3cb**–**3cg**), while substrates containing electron withdrawing groups (EWG) needed more reaction time than substrates containing electron donating groups (**3cb**, **3cg**). By comparison, an obvious steric effect was observed when *ortho*-substituted phenylacetic acid ester was used, which produced **3ch** and **3ci** as a 5 : 1 mixture of diastereomers with good yields and excellent enantioselectivity (99% ee). *Ortho*-methyl substituted substrate **2j** with less steric hindrance gave ideal results with higher enantioselectivity (99% ee) and diastereoselectivity than *ortho*-chlorine- or bromine-substituted substrates. Next, both naphthyl and thienyl acetic acid esters gave desirable products (**3ck**, **3cl**) with satisfying results. Substrates **2** possessing multiple substituents were also compatible with the protocol, which produced the corresponding products (**3cm**, **3cn**) with excellent stereoselectivities and yields. To demonstrate the value of this protocol for the synthesis of β -lactams, commercial pharmaceutical indomethacin-derived β -lactam **3cp** was constructed with moderate stereoselectivities and yield. In general, imines **1** containing either EWG- or EDG-substituted Ar¹ afforded products with satisfactory results. When the phenyl group of imines was changed to a thienyl group, the desired products were obtained with excellent stereoselectivities in modest yields. When the ester group of imines **1** was turned into either methyl ester or benzyl acetate, the expected products were obtained with similar stereoselectivities and yields. The absolute configuration of product **3cj** (CCDC 2077824) was determined to be (2*S*,3*S*) by single-crystal X-ray diffraction analysis, and the structures of other products were assigned by analogy.²³

Next, the universality of EtOH-directed synthesis of α -amino acid derivatives was studied (Table 3). Generally, this reaction showed better diastereoselectivity than the synthesis of β -lactams, and all substrates afforded products with excellent stereoselectivities. Substrates **2** with EWG produced the expected products with lower yields than substrates with EDG (**4cb**, **4cd** to **4cc**, **4ce**). Substrates containing *meta*-position-substituted Ar² all afforded desirable products in excellent results without apparent substituent effects. Vicinal larger steric substituents resulted in lower yields and stereoselectivities (**4ci** and **4cj**). Satisfying results were observed for substrates containing Ar² with multiple substituents (**4ck** and **4cl**). The substrate with an aryl group replaced by a 3-thienyl group yielded the corresponding product with an acceptable outcome (**4cm**). Furthermore, the commercial antiphlogistic drug indomethacin was also compatible with this protocol, and the corresponding amino acid derivative **4cn** was obtained with a modest yield and stereoselectivities. The generality of substrates of imines **1** was also inspected. As shown in Table 3, the reaction results showed excellent stereoselectivities (mostly 99% ee), and the expected

Table 3 EtOH directed synthesis of α -amino acid derivatives^a

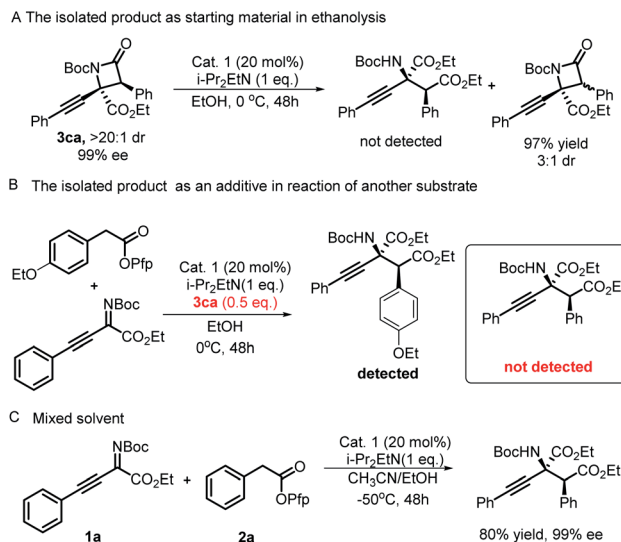


^a All reactions were performed with 20 mol% of **Cat.1**, 0.1 mmol of **1**, 0.12 mmol of **2**, and 0.1 mmol *i*-Pr₂EtN in 1 mL of EtOH at 0 °C for *t* h; isolated yields are provided.

products were obtained along with modest to high yields when there was an EDG group on Ar¹. A fluorine-substituted phenylethyne-derived imine furnished the product with a diminished yield and excellent enantioselectivity. The heteroaryl substrate was also compatible with this protocol and afforded the desirable products with moderate stereoselectivities and yields, such as **4ka**. The steric hindrance of the ester group in imines **1** was also investigated; when the COOEt group was changed to a COOMe or COOBn group, the corresponding α -amino acid derivatives were still obtained with excellent results. The absolute configuration of product **4cm** (CCDC 2111690) was determined to be (2*S*,3*S*) by single-crystal X-ray diffraction analysis, and the structures of other products were assigned by analogy.²⁴

Having explored the reaction substrate scopes of this protocol, we turned our attention to the mechanism of this divergent synthesis strategy. First, under the optimal conditions to synthesize α -amino acid derivatives, the ethanolysis experiment of optically pure β -lactam **3ca** was conducted (Scheme 3A and B). The ring opening product was not detected, and





Scheme 3 (A) The isolated product as starting material in ethanolysis. (B) The isolated product as an additive in reaction of another substrate. (C) Mixed solvent experiment.

a diastereoisomer of **3ca** was observed. These results elucidated that the α -amino acid derivatives do not come from the ethanolysis of β -lactams under the reaction conditions and supported the assumption that the epimerization of β -lactams

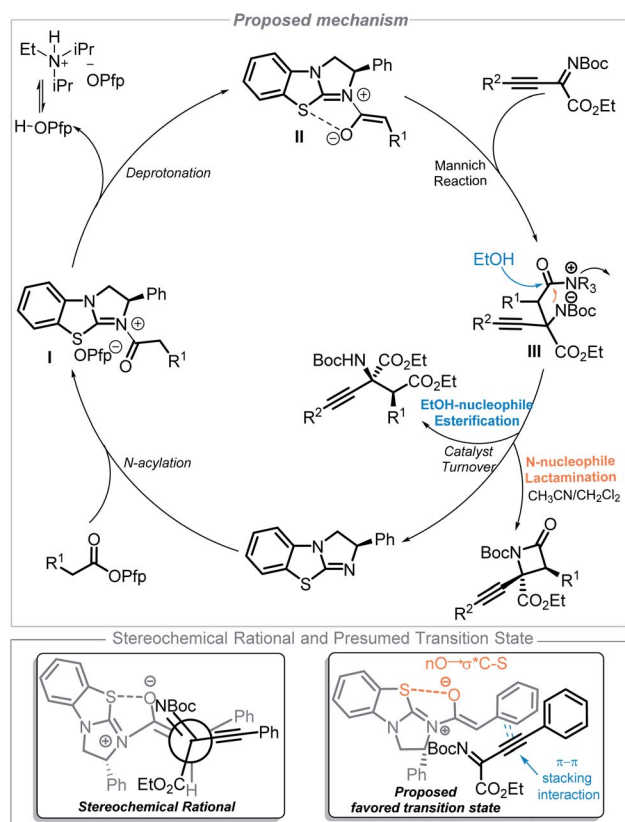
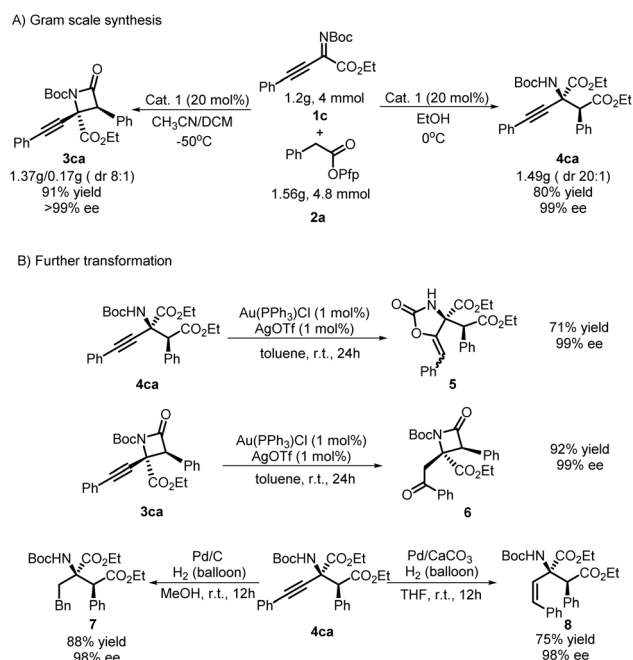


Fig. 2 Proposed mechanism for the solvent directed divergent synthesis of β -lactam and α -amino acid derivatives.

contributed to lower diastereoselectivities under basic conditions,²⁵ which was mentioned earlier in the article. A mixture solvent experiment was carried out under the optimal conditions of synthesizing β -lactams, and the only product was an α -amino acid derivative (Scheme 3B). We proposed that there would be two competitive routes in the process of regenerating the ITU catalyst. The oxygen atom in EtOH as a nucleophile prevails compared with the nitrogen atom in the substrate; therefore, the intramolecular esterification reaction occurs at a higher level than the intermolecular lactamization reaction. With this protocol, the chemical divergent synthesis of β -lactams and α -amino acid derivatives was truly directed by solvents.

Based on these experimental results (nonlinear effect and deuterium experiments, see the ESI[†]) and other literature reports,^{12,14,16} a proposed mechanism is outlined in Fig. 2. Initially, an *N*-acylation occurs between BTM and the ester, which gives acyl ammonium ion pair **I**. Ammonium enolate **II** is generated from the process of deprotonation,^{16d,26} which is facilitated by *i*-Pr₂NEt as an auxiliary base. Then, a stereo-selective Mannich reaction of ammonium enolate **II** with imine occurs to form the key zwitterionic intermediate **III**. Subsequently, when acetonitrile is used as the solvent, lactamization will give β -lactam products and regenerate the catalyst BTM; otherwise, esterification gives α -amino acid derivatives and regenerates the catalyst BTM when ethanol is used as the solvent. The stereochemical outcome of the reaction is determined in the step of the Mannich reaction, where ammonium enolate **II** adopts a *Z*-conformation aided by the 1,5-O π interaction (chalcogen-bonding catalysis)²⁷ between the enolate oxygen anion and the S atom of the catalyst, which provides a conformational lock. The phenyl group shields the Si face, and the imine approaches from the least hindered Re face and



Scheme 4 (A) Gram scale synthesis (B) divergent transformation.



adopts the favored transition state²⁸ with the help of π - π stacking interaction that comes from the phenyl group of the enolates and alkynyl group of the imines, which determines the configuration at C3 of the products. The stereochemical results are consistent with single X-ray crystal experiments.

To prove the practicability of the protocol, some gram-scale reactions were conducted. Target products **3ca** and **4ca** were accessed with higher yields and similar stereoselectivities compared with the model reaction when the reaction scale was amplified 40-fold (Scheme 4A). In view of the potential value of alkynyl groups in synthetic chemistry, further transformation of the group was tested (Scheme 4B). It is worth emphasizing that a substituent-directed transformation of alkynyl groups in **3ca** and **4ca** was achieved. Under the conditions of using Ag/Au salts²⁹ as catalysts in toluene, a process of intermolecular hydroxylation/isomerization mediated by Au occurred for **4ca** and gave product **5** with 71% yield and 99% ee. Interestingly, an intramolecular process occurred for **3ca** to give product **6** with a moderate yield but without a loss of enantioselectivity. Moreover, divergent hydrogenation of **4ca** was achieved by using Pd/C or Pd/CaCO₃ as the catalyst, which produced product **7** or **8**, respectively, with good results.

Conclusion

In conclusion, a highly stereoselective protocol for the chemically divergent synthesis of β -lactams and α -amino acid derivatives directed by solvents was successfully developed. In this protocol, not only was a quaternary carbon chiral center constructed, but two kinds of important molecules were also produced. Furthermore, substituent- and catalyst-directed divergent transformations of the alkynyl group were also achieved. It was found that the alkynyl group was the key to realizing this protocol, and noncovalent chalcogen-bonding catalysis and π - π stacking interactions played important roles in the process of steric control. This protocol provides a concise, green and effective synthetic method for β -lactams and α -amino acid derivatives. Further investigations of the divergent synthesis catalyzed by ITU are currently in progress in our laboratory.

Author contributions

D.-S. J and K.-X. Y conducted all synthetic work. D.-S. J wrote the original manuscript. H. L. offered constructive suggestions and revised the manuscript. Z.-T. F offered constructive suggestions. G.-Q. X and Y.-C. L revised the manuscript. Y. C. G supervised and supported this project. P.-F. X conceptualised and supervised the project, and provided critical feedback during the whole process.

Conflicts of interest

There are no conflicts to declare.

Acknowledgements

We are grateful to the NSFC (21632003 and 21871116), the key program of Gansu province (17ZD2GC011), and the "111"

program from the MOE of P. R. China. We also gratefully acknowledge a Syngenta Postgraduate Fellowship to D.-S. Ji.

Notes and references

- (a) R. S. Doerksen, C. C. Meyer and M. J. Krische, *Angew. Chem., Int. Ed.*, 2019, **58**, 14055; (b) A. H. Hoveyda, Y. Zhou, Y. Shi, M. K. Brown, H. Wu and S. Torker, *Angew. Chem., Int. Ed.*, 2020, **59**, 21304; (c) S. Rej, Y. Ano and N. Chatani, *Chem. Rev.*, 2020, **120**, 1788.
- (a) L. Li, Z. Chen, X. Zhang and Y. Jia, *Chem. Rev.*, 2018, **118**, 3752; (b) Y.-C. Lee, K. Kumar and H. Waldmann, *Angew. Chem., Int. Ed.*, 2018, **57**, 5212.
- (a) J. Deng, Y. Ning, H. Tian and J. Gui, *J. Am. Chem. Soc.*, 2020, **142**, 4690; (b) J. Zhou, D.-X. Tan and F.-S. Han, *Angew. Chem., Int. Ed.*, 2020, **59**, 18731; (c) D. D. Dixon, J. W. Lockner, Q. Zhou and P. S. Baran, *J. Am. Chem. Soc.*, 2012, **134**, 8432.
- (a) Y. Wei and M. Shi, *ACS Catal.*, 2016, **6**, 2515; (b) S. Jin, S.-J. Li, X. Ma, J. Su, H. Chen, Yu Lan and Q. Song, *Angew. Chem., Int. Ed.*, 2021, **60**, 881; (c) Y. Xie, Y. Fang, Z. Huang, A. M. Tallon, C. W. Ende and J. M. Fox, *Angew. Chem., Int. Ed.*, 2020, **59**, 16967; (d) P. Thilmany and G. Evano, *Angew. Chem., Int. Ed.*, 2020, **59**, 242; (e) W. Luo, Z. Sun, E. H. N. Fernando, V. N. Nesterov, T. R. Cundari and H. Wang, *Chem. Sci.*, 2020, **11**, 9386.
- (a) J. F. Fisher and S. Mobashery, *Chem. Rev.*, 2021, **121**, 3412; (b) D. T. Davies and M. Everett, *Acc. Chem. Res.*, 2021, **54**, 2055; (c) C. C. Hanna, Y. O. Hermant, P. W. R. Harris and M. A. Brimble, *Acc. Chem. Res.*, 2021, **54**, 1878.
- (a) S. Carosso, R. Liu, P. A. Miller, S. J. Hecker, T. Glinka and M. J. Miller, *J. Med. Chem.*, 2017, **60**, 8933; (b) R. F. Abdulla and K. H. Fuhr, *J. Med. Chem.*, 1975, **18**, 625; (c) P. W. Smith, F. Zuccotto, R. H. Bates, M. S. M. Martinez, K. D. Read, C. Peet and O. Epemolu, *ACS Infect. Dis.*, 2018, **4**, 1439.
- (a) M. A. T. Blaskovich, *J. Med. Chem.*, 2016, **59**, 10807; (b) O. V. Poorten, A. Knuhtsen, D. S. Pedersen, S. Ballet and D. Tourwé, *J. Med. Chem.*, 2016, **59**, 10865; (c) A. Henninot, J. C. Collins and J. M. Nuss, *J. Med. Chem.*, 2018, **61**, 1382.
- (a) A. E. Taggi, A. M. Hafes and T. Lectka, *Acc. Chem. Res.*, 2003, **36**, 10; (b) B. Alcaide, P. Almendros and C. Aragoncillo, *Chem. Rev.*, 2007, **107**, 4437-4492; (c) L.-L. Li, D. Ding, J. Song, Z.-Y. Han and L.-Z. Gong, *Angew. Chem., Int. Ed.*, 2019, **58**, 7647.
- S. France, D. J. Guerin, S. J. Miller and T. Lectka, *Chem. Rev.*, 2003, **103**, 2985-3012.
- G. C. Fu, *Acc. Chem. Res.*, 2000, **33**, 412-420.
- (a) J. E. Taylor, S. D. Bull and J. M. J. Williams, *Chem. Soc. Rev.*, 2012, **41**, 2109-2121; (b) J. Merad, J.-M. Pons, O. Chuzel and C. Bressy, *Eur. J. Org. Chem.*, 2016, 5589-5610; (c) S. R. Smith, J. Douglas, H. Prevet, P. Shapland, A. M. Z. Slawin and A. D. Smith, *J. Org. Chem.*, 2014, **79**, 1626.
- (a) L. C. Morrill and A. D. Smith, *Chem. Soc. Rev.*, 2014, **43**, 6214; (b) C. McLaughlin and A. D. Smith, *Chem. - Eur. J.*, 2021, **27**, 1533.



- 13 (a) S. S. M. Spoehrle, T. H. West, J. E. Taylor, A. M. Z. Slawin and A. D. Smith, *J. Am. Chem. Soc.*, 2017, **139**, 11895; (b) J. Song, Z.-J. Zhang, S.-S. Chen, T. Fan and L.-Z. Gong, *J. Am. Chem. Soc.*, 2018, **140**, 3177.
- 14 (a) J. N. Arokianathar, A. B. Frost, A. M. Z. Slawin, D. Stead and A. D. Smith, *ACS Catal.*, 2018, **8**, 1153; (b) T. Fan, Z.-J. Zhang, Y.-C. Zhang and J. Song, *Org. Lett.*, 2019, **21**, 7897.
- 15 B. Kim, Y. Kim and S. Y. Lee, *J. Am. Chem. Soc.*, 2021, **143**, 73.
- 16 (a) F. Zhao, C. Shu, C. M. Young, C. C. Warren, A. M. Z. Slawin and A. D. Smith, *Angew. Chem., Int. Ed.*, 2021, **60**, 11892; (b) S. Zhang, M. D. Greenhalgh, A. M. Z. Slawin and A. D. Smith, *Chem. Sci.*, 2020, **11**, 3885; (c) H. Liu, A. M. Z. Slawin and A. D. Smith, *Org. Lett.*, 2020, **22**, 1301; (d) C. McLaughlin, A. M. Z. Slawin and A. D. Smith, *Angew. Chem., Int. Ed.*, 2019, **58**, 15111; (e) D.-J. B. Antunez, M. D. Greenhalgh, A. C. Brueckner, D. M. Walden, P. Elias-Rodríguez, P. Roberts, B. G. Young, T. H. West, A. M. Z. Slawin, P. H.-Y. Cheong and A. D. Smith, *Chem. Sci.*, 2019, **10**, 6162.
- 17 (a) K. J. Schwarz, J. L. Amos, J. C. Klein, D. T. Do and T. N. Snaddon, *J. Am. Chem. Soc.*, 2016, **138**, 5214; (b) L. H. Goetz, C. Yang and T. N. Snaddon, *ACS Catal.*, 2018, **8**, 10537; (c) C. M. Pearson, J. W. B. Fyfe and T. N. Snaddon, *Angew. Chem., Int. Ed.*, 2019, **58**, 10521.
- 18 (a) L.-L. Li, D. Ding, J. Song, Z.-Y. Han and L.-Z. Gong, *Angew. Chem., Int. Ed.*, 2019, **58**, 7647; (b) Y.-C. Zhang, R.-L. Geng, J. Song and L.-Z. Gong, *Org. Lett.*, 2020, **22**, 2261; (c) J. Song, Z.-J. Zhang and L.-Z. Gong, *Angew. Chem., Int. Ed.*, 2017, **56**, 5212.
- 19 (a) V. B. Birman and X. Li, *Org. Lett.*, 2006, **8**, 1351; (b) I. Shiina, K. Nakata, K. Ono, Y. Onda and M. Itagaki, *J. Am. Chem. Soc.*, 2010, **132**, 11629; (c) S. Wang, C. Rodríguez-Esrich and M. A. Pericàs, *Angew. Chem., Int. Ed.*, 2017, **56**, 15068; (d) J. Meng, W.-W. Ding and Z.-Y. Han, *Org. Lett.*, 2019, **21**, 9801; (e) J.-Y. Ong, X. Q. Ng, S. Lu and Y. Zhao, *Org. Lett.*, 2020, **22**, 6447; (f) D. Li, S. Wang, S. Ge, S. Dong and X. Feng, *Org. Lett.*, 2020, **22**, 5331.
- 20 (a) Y.-C. Luo, H.-H. Zhang, Y. Wang and P.-F. Xu, *Acc. Chem. Res.*, 2010, **43**, 1317; (b) Y. Wang, H. Lu and P.-F. Xu, *Acc. Chem. Res.*, 2015, **48**, 1832; (c) Y. Gu, Y. Wang, T.-Y. Yu, Y.-M. Liang and P.-F. Xu, *Angew. Chem., Int. Ed.*, 2014, **53**, 14128; (d) Y. Wang, R.-G. Han, Y.-L. Zhao, S. Yang, P.-F. Xu and D. J. Dixon, *Angew. Chem. Int. Ed.*, 2009, **48**, 9834; (e) Y. Wang and P.-F. Xu, *Catalytic Cascade Reactions* ed. P.-F. Xu and W. Wang, John Wiley & Sons: Canada, 2014; pp. 123–144; (f) Y.-L. Zhao, Y. Wang, X.-Q. Hu and P.-F. Xu, *Chem. Commun.*, 2013, **49**, 7555–7557; (g) H. Lu, J.-L. Zhang, J.-Y. Liu, H.-Y. Li and P.-F. Xu, *ACS Catal.*, 2017, **7**, 7797–7802; (h) H. Lu, J.-Y. Liu, C.-G. Li, J.-B. Lin, Y.-M. Liang and P.-F. Xu, *Chem. Commun.*, 2015, **51**, 4473–4476; (i) L.-J. Zhang, Y. Wang, X.-Q. Hu and P.-F. Xu, *Chem.-Asian J.*, 2016, **11**, 834–838; (j) J.-Y. Liu, J. Zhao, J.-L. Zhang and P.-F. Xu, *Org. Lett.*, 2017, **19**, 1846–1849; (k) C.-G. Zhao, Z.-T. Feng, G.-Q. Xu, A. Gao, J.-W. Chen, Z.-Y. Wang and P.-F. Xu, *Angew. Chem., Int. Ed.*, 2020, **59**, 3058–3062.
- 21 We proposed that the electronegativity of the sp hybrid carbon atom in alkynyl was higher than that of the sp₂ hybrid carbon atom, and therefore the cloud density of the C=N bond in imine **1c** is lower than that in **1a** or **1b**. Moreover, we speculated that the steric hindrance of the C=N bond in imine **1c** is less than that in **1a**, the reason being that in imine **1c** the phenyl group is away from the C=N bond; furthermore, the phenyl group and the C=N bond are in the same plane; in contrast, the phenyl group of imine **1a** is perpendicular to the C=N–C=O face; therefore it is easy for C(1)-ammonium enolate to work with imine **1c**.
- 22 When imine **1b** was used, only a trace product was detected.
- 23 CCDC 2077824 (**3cj**) contains the supplementary crystallographic data for this paper. These data can be obtained free of charge from The Cambridge Crystallographic Data Centre. See the ESI† for details.
- 24 CCDC 2111690 (**4cm**) contains the supplementary crystallographic data for this paper. These data can be obtained free of charge from The Cambridge Crystallographic Data Centre. See the ESI† for details.
- 25 The proposed influences of pentafluorophenol or the corresponding pentafluorophenolate were also tested; the experiments showed that they don't have obvious influences on epimerization under the optimal reaction conditions for the synthesis of β-lactams. For detailed experiments, see the ESI†
- 26 L. C. Morrill, J. Douglas, T. Lebl, A. M. Z. Slawin, D. J. Fox and A. D. Smith, *Chem. Sci.*, 2013, **4**, 4146.
- 27 (a) C. M. Young, A. Elmi, D. J. Pascoe, R. K. Morris, C. McLaughlin, A. M. Woods, A. B. Frost, A. de la Houpliere, K. B. Ling, T. K. Smith, A. M. Z. Slawin, P. H. Willoughby, S. L. Cockcroft and A. D. Smith, *Angew. Chem., Int. Ed.*, 2020, **59**, 3705; (b) W. Wang, H. Zhu, S. Liu, Z. Zhao, L. Zhang, J. Hao and Y. Wang, *J. Am. Chem. Soc.*, 2019, **141**(23), 9175.
- 28 For a discussion of favored and unfavored transition states as well as the rationale for diastereoselectivity see ESI† Part 6.
- 29 (a) I. Lapuerta, S. Vera, M. Oiarbide and C. Palomo, *Chem.-Eur. J.*, 2016, **22**, 7229; (b) E.-S. Lee, H.-S. Yeom, J.-H. Hwang and S. Shin, *Eur. J. Org. Chem.*, 2007, **21**, 3503.

