

Cite this: *Chem. Sci.*, 2022, 13, 2021

All publication charges for this article have been paid for by the Royal Society of Chemistry

Received 9th November 2021
Accepted 20th January 2022

DOI: 10.1039/d1sc06229h

rsc.li/chemical-science

Enantioselective difunctionalization of alkenes by a palladium-catalyzed Heck/borylation sequence†

Yuanqi Wu,^a Lizuo Wu,^a Zhan-Ming Zhang,^{*b} Bing Xu,^b Yu Liu^{†*a} and Junliang Zhang^{*b}

A palladium catalyzed enantioselective Heck/borylation reaction of alkene-tethered aryl iodides was realized, delivering a variety of 2,3-dihydrobenzofuranyl boronic esters in high yield with excellent enantioselectivity. Asymmetric synthesis of chromane boronic ester, indane boronic ester and indoline boronic ester was also accomplished. The protocol offers an efficient access to the corresponding chiral benzocyclic boronic esters, which are notably important chemical motifs in synthetic transformations.

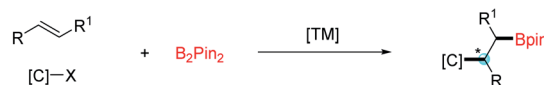
Introduction

Versatile transformations of carbon–boron (C–B) bonds have been recognized as an ideal platform for the preparation of value-added molecules.¹ Much effort has been devoted to developing efficient methods for the construction of C–B bonds,² in which, transition-metal-catalyzed asymmetric carboboration of alkenes represents one of the most step- and atom-economic tools for facile access to enantioenriched borylated compounds.³ Over the past few years, asymmetric carboboration of alkenes has been elegantly achieved by using dual metal synergistic or single metal catalysis, such as Cu/Pd,⁴ Pd,⁵ Cu,⁶ or Ni⁷-catalysis (Scheme 1a). Despite the breakthroughs in this process, its application in the construction of chiral boron-containing benzocycles is underdeveloped.

Benzocyclic skeletons are important building blocks prevalently found in biologic and pharmaceutical molecules.⁸ Owing to organoboron compounds' high propensity of functionalization, the introduction of boron into benzocyclic skeletons can provide a promising avenue to expediently access valuable functionalized molecules bearing benzocyclic skeletons by downstream synthetic manipulation. In 2018, an enantioselective intermolecular Cu-catalyzed borylacylation to access chiral borylated 3,3-disubstituted oxindoles was remarkably demonstrated by Lautens *et al.* (Scheme 1b).⁹ As another appealing alternative, the palladium-catalyzed domino Heck/borylation process which involves carbopalladation of

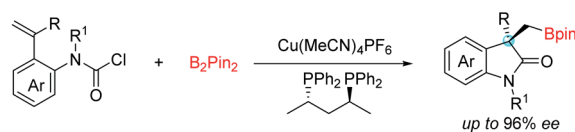
a double bond and boron trapping of σ -alkylpalladium species, has provided an elegant strategy to form borylated compounds bearing benzocyclic skeletons.¹⁰ Despite major progress in the racemic Heck/borylation sequence, the exploration of its asymmetric variants to efficiently furnish chiral boron-containing benzocyclic compounds has remained an unresolved issue. Recently, Hooper's group realized the synthesis of borylated indanes in moderate enantioselectivity through the palladium-catalyzed carboborylation reaction.¹¹ Tong *et al.* developed a Pd-catalyzed asymmetric vinylborylation of (*Z*)-1-iodo-dienes with B₂Pin₂ for enantioselective construction of 3,3-disubstituted tetrahydropyridines.¹² On the basis of these findings and the studies toward asymmetric cascade Heck reactions in our group,¹³ we tended to exploit a highly enantioselective Heck/borylation sequence for the construction of the C–B bond starting from alkene-tethered aryl iodides and

a) Transition-metal-catalyzed asymmetric carboboration of alkenes

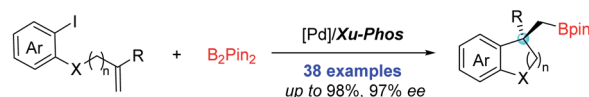


R = Aryl, Alkyl; R¹ = Aryl, Alkyl, H; X = I, Br, Cl, H, etc.

b) Copper-catalyzed enantioselective intramolecular borylacylation (Lautens, 2018)



c) Palladium-catalyzed enantioselective Heck/borylation reaction (This work)



- ✓ High enantioselectivity
- ✓ Broad substrate scope
- ✓ Synthetically useful
- ✓ All carbon quaternary stereocenter

Scheme 1 Transition metal catalyzed asymmetric carboboration of alkenes.

^aJilin Provincial Key Laboratory of Carbon Fiber Development and Application, College of Chemistry and Life Science, Advanced Institute of Materials Science, Changchun University of Technology, Changchun, 130012, P. R. China. E-mail: yuliu@ccut.edu.cn

^bDepartment of Chemistry, Fudan University, 2005 Songhu Road, Shanghai, 200438, P. R. China. E-mail: zhanmingzhang@fudan.edu.cn; junliangzhang@fudan.edu.cn

† Electronic supplementary information (ESI) available: experimental procedures, spectroscopy data for the substrates and products (PDF). CCDC 2120231. For ESI and crystallographic data in CIF or other electronic format see DOI: 10.1039/d1sc06229h



boronic esters. However several issues make the protocol challenging: (1) a direct Miyaura-type borylation seems to have an edge;¹⁴ (2) competitive side reactions such as the reductive Heck reaction and carboiodination should be avoided;^{13a,b} (3) the transmetalation step may take place prior to the alkene insertion, which could alter the steric environment and affect the enantioselectivity. Herein, we report a highly enantioselective Pd-catalyzed tandem Heck/borylation sequence, conveniently accessing various chiral benzocyclic boronic esters in good yields (Scheme 1c).

Results and discussion

With *ortho*-iodophenol-derived allyl ether **1a** and B₂Pin₂ as model substrates, commercially available chiral ligands were initially investigated in this tandem Heck/borylation system with Pd₂(dba)₃·CHCl₃ as the precatalyst, and Cs₂CO₃ as the base in MTBE (Fig. 1). Enantioselectivities were nearly suppressed with (*R,R*)-Me-Duphos (**L1**) and (*R*)-DTBM-BIPHEP (**L2**) used as chiral ligands. The reactions were completely suppressed with (*R*)-XylBINAP (**L3**) (*R,R*)-QuinoxP* (**L4**) and Josiphos (**L5**). (*S,S*)-DIOP (**L6**) and (*R*)-BIDIME (**L7**) gave slightly better results, delivering **2a** with 20% and 41% enantioselectivity, respectively. Racemic product **2a** was obtained when (*R*)-(*S*)-PPFA (**L8**) was used. Over the past few years, we have been focusing on the development of chiral sulfonamide phosphine ligands (Sadphos) for transition-metal-catalyzed asymmetric reactions.^{13,15} Consequently, we examined the performance of a series of Sadphos (PC-Phos, Xiang-Phos, Ming-Phos and Xu-Phos) in this asymmetric reaction. The reaction using Ming-Phos (**N-Me-M1**) as the chiral ligand could provide the desired product in 81% yield with 60% *ee*, whereas the use of PC-Phos and Xiang-Phos still failed to improve the enantioselectivity. When the Xu-Phos ligand (**N-Me-Xu1**) bearing the dicyclohexyl phosphine moiety was used, the enantioselectivity of **2a** was further increased to 67%. To our delight, **N-Me-Xu3** with a bulky 3,5-*t*Bu₂-4-OMe-C₆H₂ group showed significant efficacy, delivering **2a** in 84% yield with 87% *ee*.

Further screening of other reaction factors with (*S,R*_S)-**N-Me-Xu3** as the chiral ligand showed a subtle effect of solvents. Inferior results were obtained when the reaction was conducted in THF (Table 1, entry 2). However, both the reactivity and enantioselectivity were obviously promoted using Et₂O as the solvent (Table 1, entry 3). Both toluene and chlorinated solvents failed to provide better results (Table 1, entries 4–6). Bases turned out to exert a profound influence on the reaction outcomes, and Cs₂CO₃ was still the best choice (Table 1, entries 7–10). The choice of the palladium source seemed not pivotal to the system, since relatively similar results were obtained when other palladium salts such as Pd(OAc)₂, [PdCl(allyl)]₂ and Pd(dba)₂ were employed (Table 1, entries 11–13). Noteworthy, the *ee* value was further increased to 91% when H₂O was added (Table 1, entry 14). Finally, the loading of the catalyst and the reaction temperature could be lowered down without compromising the yield and the enantioselectivity (Table 1, entry 15).

Having optimized the enantioselective tandem Heck/borylation protocol, we evaluated the compatibility and stereochemical fidelity. Excitingly, the optimized reaction conditions were generally compatible with various substituents having different electronic properties on the allyl moiety (Scheme 2). Besides the methyl substrate **1a**, alkenes with other linear alkyl groups including Et, ⁿPr and ⁿBu all worked well to furnish the desired products **2b–2d**. Substrates equipped with sterically hindered branched groups such as ⁱPr and ^tBu substituents all worked smoothly under the standard conditions, offering products **2e** and **2f** with high yields and *ee* values, suggesting the insensitivity of the system to the steric effect.

Table 1 Optimization of the reaction conditions^a

Entry	[Pd]	Solvent	Base	Yield(<i>ee</i>) [%] ^{b,c}
1	Pd ₂ (dba) ₃ ·CHCl ₃	MTBE	Cs ₂ CO ₃	84(87)
2	Pd ₂ (dba) ₃ ·CHCl ₃	THF	Cs ₂ CO ₃	83(81)
3	Pd ₂ (dba) ₃ ·CHCl ₃	Et ₂ O	Cs ₂ CO ₃	98(89)
4	Pd ₂ (dba) ₃ ·CHCl ₃	PhMe	Cs ₂ CO ₃	66(81)
5	Pd ₂ (dba) ₃ ·CHCl ₃	DCM	Cs ₂ CO ₃	80(87)
6	Pd ₂ (dba) ₃ ·CHCl ₃	DCE	Cs ₂ CO ₃	60(82)
7	Pd ₂ (dba) ₃ ·CHCl ₃	Et ₂ O	KOH	73(89)
8	Pd ₂ (dba) ₃ ·CHCl ₃	Et ₂ O	^t BuONa	38(62)
9	Pd ₂ (dba) ₃ ·CHCl ₃	Et ₂ O	K ₂ PO ₄	85(89)
10	Pd ₂ (dba) ₃ ·CHCl ₃	Et ₂ O	K ₂ CO ₃	33(60)
11	Pd(OAc) ₂	Et ₂ O	Cs ₂ CO ₃	95(88)
12	[PdCl(allyl)] ₂	Et ₂ O	Cs ₂ CO ₃	97(88)
13	Pd(dba) ₂	Et ₂ O	Cs ₂ CO ₃	90(89)
14 ^d	Pd ₂ (dba) ₃ ·CHCl ₃	Et ₂ O	Cs ₂ CO ₃	97(91)
15 ^{d,e,f}	Pd ₂ (dba) ₃ ·CHCl ₃	Et ₂ O	Cs ₂ CO ₃	98(91)

^a Reaction conditions: **1a** (0.1 mmol), B₂Pin₂ (1.1 equiv), [Pd] (5 mol%), **N-Me-Xu3** (10 mol%), Cs₂CO₃ (2.0 equiv), 1 mL of solvent under a N₂ atmosphere at 100 °C for 12 h. ^b Determined by ¹H NMR analysis with CH₂Br₂ as an internal standard. ^c The *ee* value of **2a** was determined by HPLC analysis. ^d H₂O (4.0 equiv.) was added. ^e 2.5 mol% of Pd₂(dba)₃·CHCl₃, and 7.5 mol% of **N-Me-Xu3** was used. ^f 80 °C.

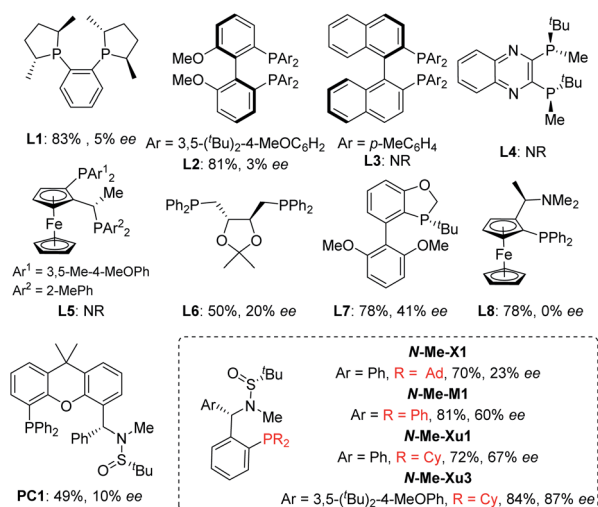
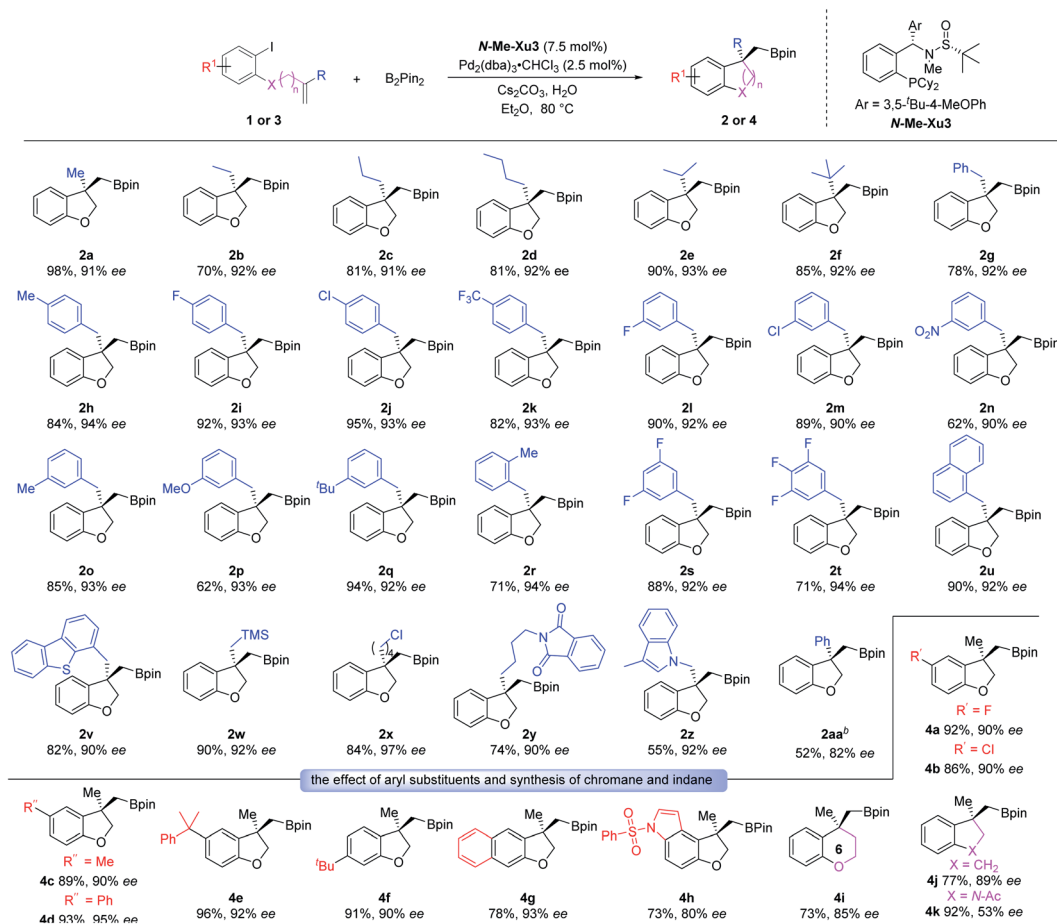


Fig. 1 Screening of the ligands.





Scheme 2 Exploration of the substrate scope.

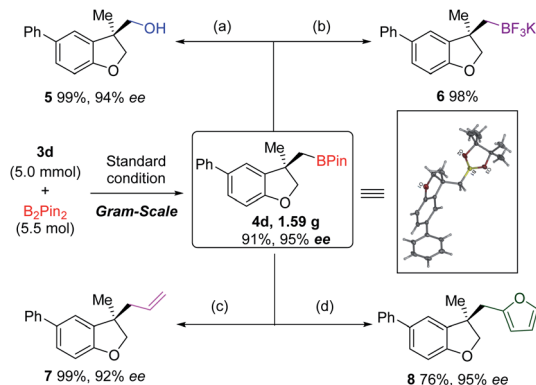
Moreover, benzyl allyl ethers bearing diverse functional groups including methyl, halogens (F and Cl) and CF₃ substituents at the *para*-position of the phenyl ring underwent this tandem Heck/Borylation smoothly, delivering the corresponding products **2g–2k** in good yields with 92–94% *ees*. Substituents at the *meta*- and *ortho*-positions of the phenyl ring were also tolerated, and the desired products **2l–2r** were formed in good yields with 90–94% *ees*. Besides, boronic esters **2s** and **2t** with di- or trifluorine-substituted phenyl rings were prepared in 71–88% yields with 92–94% *ees*. Moreover, naphthyl and dibenzothienyl ancillaries reacted smoothly, delivering the corresponding compounds **2u** and **2v** in good yields with excellent *ee* values. Benzofuranyl boronic esters with the TMS moiety could also be achieved uneventfully (**2w**). The chlorinated alkyl group was also accommodated without any side reaction (**2x**). Notably, the reactions of substrates derived from phthalimide (**1y**) and indole (**1z**) worked equally well. Besides, the 2-phenylallyl substrate (**1aa**) could also deliver the desired product in moderate yield and with good enantioselectivity.

Furthermore, we investigated the substrate scope with respect to various 2-iodophenol derivatives. As shown in Scheme 2, halogens (F and Cl), methyl, phenyl and cumyl located at the C5 position of 2,3-dihydrobenzofuranyl boronic

esters (**4a–4e**) were obtained in good yields with excellent enantioselectivities. The desired product **4f** with ^tBu substituted at the C6 position could be smoothly generated (91% yield and 90% *ee*). The 2-naphthol- and indol-5-ol-derived allyl ethers **3g** and **3h** also worked well, leading to **4g** and **4h** with 93% and 80% *ee*, respectively. Next, we tried to assemble a six-membered product employing *o*-iodophenol-derived homoallyl ether **3i**. Gratifyingly, the desired chromane **4i** was generated with good yield and enantioselectivity. Further attempt to produce the indane product was found to be completely successful. Specifically, the substrate with a carbon linker (**3j**) showed excellent reactivity, providing **4j** with the satisfactory result. The generality of this system was also demonstrated by the tolerance of the substrate with AcN as a tether, and the indoline adduct **4k** was produced in 92% yield with 53% *ee*.

A gram-scale reaction was conducted to verify the practicality of our methodology. Starting from 5.0 mmol of allyl ether **3d**, dihydrobenzofuran **4d** was obtained in 91% yield and with 95% *ee* with half-loading of the Pd-catalyst and (*S,R_S*)-*N*-Me-Xu3 (Scheme 3). The structure of **4d** was confirmed by single crystal X-ray diffraction, and its absolute configuration was unambiguously determined. The versatility of the borylated 3,3-disubstituted 2,3-dihydrobenzofuran scaffold was demonstrated by





Scheme 3 Synthetic transformations of 4d.

carbon–boron bond construction. Oxidation with hydrogen peroxide and sodium phosphate monobasic afforded alcohol **5** in 99% yield with 94% *ee* (Scheme 3a). Treatment with KHF_2 converted **4d** into the corresponding organotrifluoroborate **6** in 98% yield (Scheme 3b). Allyl and furyl groups were successfully introduced by stereospecific coupling of the boronic ester **4d** with vinyl magnesium bromide and lithiated furan (Scheme 3c and d).

Conclusions

In summary, we have developed a palladium-catalyzed enantioselective 1,2-carboboration of alkenes by a tandem Heck/borylation approach *via* trapping of the σ -alkylpalladium intermediate with a boron reagent. The methodology performs well over a broad scope of substrates, providing facile access to a series of 2,3-dihydrobenzofuran, chromane, indane and indoline in high yields with excellent enantioselectivities. The synthetic potential of our protocol was illustrated by further functionalization *via* transformations of the boron moiety to generate a library of compounds that could serve as medically relevant building blocks.

Data availability

Full experimental and characterisation data are provided as part of the ESI.†

Author contributions

Y. W. carried out most of the experiments and wrote the initial manuscript draft. L. W. screened the initial reaction conditions and supported the synthesis of substrates. B. X. performed part of the experiments. Z. Z. conceived the project. Z. Z., Y. L. and J. Z. directed the project and finalized the manuscript. All the authors co-wrote the paper. All authors discussed the results and commented on the manuscript.

Conflicts of interest

The authors declare no competing financial interests.

Acknowledgements

We gratefully acknowledge the funding support from NSFC (22031004, 21921003, 21801078, and 22071060), and Shanghai Municipal Education Commission (20212308).

Notes and references

- (a) F. Han, *Chem. Soc. Rev.*, 2013, **42**, 5270–5298; (b) D. Leonori and V. K. Aggarwal, *Acc. Chem. Res.*, 2014, **47**, 3174–3183; (c) D. Leonori and V. K. Aggarwal, *Angew. Chem., Int. Ed.*, 2015, **54**, 1082–1096; (d) C. Sandford and V. K. Aggarwal, *Chem. Commun.*, 2017, **53**, 5481–5494; (e) B. S. L. Collins, C. M. Wilson, E. L. Myers and V. K. Aggarwal, *Angew. Chem., Int. Ed.*, 2017, **56**, 11700–11733; (f) H. Wang, C. Jing, A. Noble and V. K. Aggarwal, *Angew. Chem., Int. Ed.*, 2020, **59**, 16859–16872; (g) Y. Shimizu and M. Kanai, *Tetrahedron Lett.*, 2014, **55**, 3727–3737; (h) K. Semba, T. Fujihara, J. Terao and Y. Tsuji, *Tetrahedron*, 2015, **71**, 2183–2197.
- (a) K. Semba, T. Fujihara, J. Terao and Y. Tsuji, *Angew. Chem., Int. Ed.*, 2013, **52**, 12400–12403; (b) A. Ros, R. Fernández and J. M. Lassaletta, *Chem. Soc. Rev.*, 2014, **43**, 3229–3243; (c) E. C. Neeve, S. J. Geier, I. A. I. Mkhalid, S. A. Westcott and T. B. Marder, *Chem. Rev.*, 2016, **116**, 9091–9161; (d) D. Hemming, R. Fritzemeier, S. A. Westcott, W. L. Santos and P. G. Steel, *Chem. Soc. Rev.*, 2018, **47**, 7477–7494.
- (a) K. K. Das, S. Manna and S. Panda, *Chem. Commun.*, 2021, **57**, 441–459; (b) D. R. Pye and N. P. Mankad, *Chem. Sci.*, 2017, **8**, 1705–1718; (c) Y. Ji, M. Zhang, M. Xing, H. Cui, Q. Zhao and C. Zhang, *Chin. J. Chem.*, 2021, **39**, 391–401.
- (a) T. Jia, P. Cao, B. Wang, Y. Z. Lou, X. Yin, M. Wang and J. Liao, *J. Am. Chem. Soc.*, 2015, **137**, 13760–13763; (b) K. M. Logan and M. K. Brown, *Angew. Chem., Int. Ed.*, 2017, **56**, 851–855; (c) B. Chen, P. Cao, X. Yin, Y. Liao, L. Jiang, J. Ye, M. Wang and J. Liao, *ACS Catal.*, 2017, **7**, 2425–2429.
- (a) Z. Liu, X. Li, T. Zeng and K. M. Engle, *ACS Catal.*, 2019, **9**, 3260–3265; (b) Z. Bai, S. Zheng, Z. Bai, F. Song, H. Wang, Q. Peng, G. Chen and G. He, *ACS Catal.*, 2019, **9**, 6502–6509; (c) C. Shen, N. Zeidan, Q. Wu, C. B. J. Breuers, R. Liu, Y. Jia and M. Lautens, *Chem. Sci.*, 2019, **10**, 3118–3122; (d) P. Zhang, M. Xing, Q. Guan, J. Zhang, Q. Zhao and C. Zhang, *Org. Lett.*, 2019, **21**, 8106–8109.
- (a) K. B. Smith, Y. Huang and M. K. Brown, *Angew. Chem., Int. Ed.*, 2018, **57**, 6146–6149; (b) T. Jia, M. J. Smith, A. P. Pulis, G. J. P. Perry and D. J. Procter, *ACS Catal.*, 2019, **9**, 6744–6750; (c) B. Chen, P. Cao, Y. Liao, M. Wang and J. Liao, *Org. Lett.*, 2018, **20**, 1346–1349; (d) B. Wang, X. Wang, X. Yin, W. Yu, Y. Liao, J. Ye, M. Wang and J. Liao, *Org. Lett.*, 2019, **21**, 3913–3917.
- Y. Ye, J. Liu, B. Xu, S. Jiang, R. Bai, S. Li, T. Xie and X. Ye, *Chem. Sci.*, 2021, **12**, 13209–13215.
- (a) F. M. Watts Jr., T. Poulard, R. A. Bunce, K. D. Berlin, D. M. Benbrook, M. Mashayekhi, D. Bhandari and D. Zhou, *Eur. J. Med. Chem.*, 2018, **158**, 720–732; (b) T. Kawasaki, A. Ogawa, R. Terashima, T. Saheki, N. Ban, H. Sekiguchi, K. Sakaguchi and M. Sakamoto, *J. Org. Chem.*, 2005, **70**,



- 2957–2966; (c) B. M. Trost, W. J. Bai, C. Hohn, Y. Bai and J. J. Cregg, *J. Am. Chem. Soc.*, 2018, **140**, 6710–6717; (d) Y. He, H. Wu, Q. Wang and J. Zhu, *Angew. Chem., Int. Ed.*, 2020, **59**, 2105–2109; (e) S. Yonekubo, N. Fushimi, T. Miyagi, O. Nakanishi, K. Katsuno, M. Ozawa, C. Handa, N. Furuya and H. Muranaka, *Bioorg. Med. Chem.*, 2016, **24**, 5895–5910; (f) Z. Ding, Y. Wang, W. Liu, Y. Chen and W. Kong, *J. Am. Chem. Soc.*, 2021, **143**, 53–59; (g) P. Diaz, S. S. Phatak, J. Xu, F. R. Fronczek, F. Astruc-Diaz, C. M. Thompson, C. N. Cavasotto and M. Naguib, *ChemMedChem*, 2009, **4**, 1615–1629; (h) Z. Luo and M. Naguib, *Tetrahedron Lett.*, 2012, **53**, 3316–3318; (i) M. J. Costanzo, S. C. Yabut, H. Zhang, K. B. White, L. de Garavilla, Y. Wang, L. K. Minor, B. A. Tounge, A. N. Barnakov, F. Lewandowski, C. Milligan, J. C. Spurlino, W. M. Abraham, V. Boswell-Smith, C. P. Page and B. E. Maryanoff, *Bioorg. Med. Chem. Lett.*, 2008, **18**, 2114–2121; (j) J. E. Booker, A. Boto, G. H. Churchill, C. P. Green, M. Ling, G. Meek, J. Prabhakaran, D. Sinclair, A. J. Blake and G. Pattenden, *Org. Biomol. Chem.*, 2006, **4**, 4193–4205; (k) K. C. Nicolaou, S. A. Snyder, N. Giuseppone, X. Huang, M. Bella, M. V. Reddy, P. B. Rao, A. E. Koumbis, P. Giannakakou and A. O'Brate, *J. Am. Chem. Soc.*, 2004, **126**, 10174–10182; (l) F. Velázquez, S. Venkatraman, C. A. Lesburg, J. Duca, S. B. Rosenblum, J. A. Kozlowski and F. G. Njoroge, *Org. Lett.*, 2012, **14**, 556–559.
- 9 A. Whyte, K. I. Burton, J. Zhang and M. Lautens, *Angew. Chem., Int. Ed.*, 2018, **57**, 13927–13930.
- 10 For Pd-catalyzed racemic difunctionalization of alkenes for the construction of boron-containing benzocyclic skeletons, see: (a) D. D. Vachhani, H. H. Butani, N. Sharma, U. C. Bhoya, A. K. Shah and E. V. Van der Eycken, *Chem. Commun.*, 2015, **51**, 14862–14865; (b) F. Wei, L. Wei, L. Zhou, C. Tung, Y. Ma and Z. Xu, *Asian J. Org. Chem.*, 2016, **5**, 971–975; (c) H. Yoon, Y. Jang and M. Lautens, *Synthesis*, 2016, **48**, 1483–1490.
- 11 A. Zieba and J. F. Hooper, *Eur. J. Org. Chem.*, 2021, 4072–4075.
- 12 Z. Jiang, L. Hou, C. Ni, J. Chen, D. Wang and X. Tong, *Chem. Commun.*, 2017, **53**, 4270–4273.
- 13 (a) Z. Zhang, B. Xu, Y. Qian, L. Wu, Y. Wu, L. Zhou, Y. Liu and J. Zhang, *Angew. Chem., Int. Ed.*, 2018, **57**, 10373–10377; (b) Z. Zhang, B. Xu, L. Wu, L. Zhou, D. Ji, Y. Liu, Z. Li and J. Zhang, *J. Am. Chem. Soc.*, 2019, **141**, 8110–8115; (c) Z. Zhang, B. Xu, L. Wu, Y. Wu, Y. Qian, L. Zhou, Y. Liu and J. Zhang, *Angew. Chem., Int. Ed.*, 2019, **58**, 14653–14659; (d) L. Zhou, S. Li, B. Xu, D. Ji, L. Wu, Y. Liu, Z. Zhang and J. Zhang, *Angew. Chem., Int. Ed.*, 2020, **59**, 2769–2775; (e) Q. Chen, S. Li, X. Xie, H. Guo, J. Yang and J. Zhang, *Org. Lett.*, 2021, **23**, 4099–4103; (f) Y. Wu, B. Xu, G. Zhao, Z. Pan, Z. Zhang and J. Zhang, *Chin. J. Chem.*, 2021, **39**, 3255–3260; (g) S. Li, Q. Chen, Z. Zhang and J. Zhang, *Green Synth. Catal.*, 2021, **2**, 374–376.
- 14 (a) N. Miyaura, *Top. Curr. Chem.*, 2002, **219**, 11–59; (b) T. Ishiyama and N. Miyaura, *Chem. Rec.*, 2004, **3**, 271–280.
- 15 (a) Z. Zhang, P. Chen, W. Li, Y. Niu, X. Zhao and J. Zhang, *Angew. Chem., Int. Ed.*, 2014, **53**, 4350–4354; (b) Z. Zhang, B. Xu, S. Xu, H. Wu and J. Zhang, *Angew. Chem., Int. Ed.*, 2016, **55**, 6324–6328; (c) M. Chen, Z. Zhang, Z. Yu, H. Qiu, B. Ma, H. Wu and J. Zhang, *ACS Catal.*, 2015, **5**, 7488–7492; (d) B. Xu, Z. Zhang, S. Xu, B. Liu, Y. Xiao and J. Zhang, *ACS Catal.*, 2017, **7**, 210–214; (e) Y. Wu, B. Xu, B. Liu, Z. Zhang and Y. Liu, *Org. Biomol. Chem.*, 2019, **17**, 1395–1401; (f) Y. Wang, P. Zhang, X. Di, Q. Dai, Z. Zhang and J. Zhang, *Angew. Chem., Int. Ed.*, 2017, **56**, 15905–15909; (g) L. Wang, M. Chen, P. Zhang, W. Li and J. Zhang, *J. Am. Chem. Soc.*, 2018, **140**, 3467–3473; (h) H. Hu, Y. Wang, D. Qian, Z. Zhang, L. Liu and J. Zhang, *Org. Chem. Front.*, 2016, **3**, 759–763.

