

REVIEW

[View Article Online](#)
[View Journal](#) | [View Issue](#)Cite this: *Chem. Sci.*, 2022, 13, 3335Received 15th November 2021
Accepted 8th February 2022

DOI: 10.1039/d1sc06355c

rsc.li/chemical-science

Catalysis with cycloruthenated complexes†

Michael T. Findlay,^{ID} Pablo Domingo-Legarda,^{ID} Gillian McArthur,^{ID} Andy Yen and Igor Larrosa^{ID*}

Cycloruthenated complexes have been studied extensively over the last few decades. Many accounts of their synthesis, characterisation, and catalytic activity in a wide variety of transformations have been reported to date. Compared with their non-cyclometallated analogues, cycloruthenated complexes may display enhanced catalytic activities in known transformations or possess entirely new reactivity. In other instances, these complexes can be chiral, and capable of catalysing stereoselective reactions. In this review, we aim to highlight the catalytic applications of cycloruthenated complexes in organic synthesis, emphasising the recent advancements in this field.

1. Introduction

The discovery and development of novel and efficient catalysts that can facilitate new chemical transformations has been a longstanding challenge in chemical synthesis. Significant effort has been directed towards the development of novel transition-metal complexes for metal-catalysed organic synthesis. The assembly of well-defined complexes from metal and ligand combinations enables fine-tuning of catalytic properties, making metal complexes an attractive option for modular catalyst design.¹

Cyclometallation of transition-metal complexes is the simplest way of forming a metal–carbon bond. Consequently,

this method has been widely studied and applied towards the synthesis of cyclometallated complexes.² The first examples of these complexes were reported in the 1960s, and since then, there have been numerous reports detailing their synthesis, properties and reactivity.³

Cyclopalladated complexes such as the Hermann–Beller palladacycle and Buchwald G2 precatalyst are noteworthy examples of cyclometallated complexes that are extensively applied in organic synthesis.⁴ In contrast, ruthenium has been relatively underexplored, but is becoming increasingly popular in the search for new and complementary modes of reactivity.

Ruthenium offers several benefits that make it an attractive choice for use in organic synthesis. Compared to other transition metals (e.g. palladium, platinum, and rhodium), ruthenium is inexpensive, making its use in both academic and industrial settings more economically viable.⁵ Ruthenium complexes are often straightforward to synthesise and

School of Chemistry, University of Manchester, Oxford Road, Manchester, M13 9PL, UK. E-mail: igor.larrosa@manchester.ac.uk

† We dedicate this manuscript to Dr Michel Pfeffer (Emeritus) of the Université de Strasbourg for pioneering contributions to the organometallic chemistry of metallacycles.



Michael Findlay obtained his undergraduate degree in Chemistry from the University of Oxford in 2017, completing his final year research project in the group of Professor Michael Willis. He is currently studying towards his PhD at the University of Manchester, under the supervision of Professor Igor Larrosa. His research is focused on developing ruthenium-catalysed C–H activation meth-

odologies and investigating the mechanistic aspects.



Pablo Domingo Legarda obtained his PhD in 2016 under the supervision of Prof. Juan Carlos Carretero. He then spent 1 year under the supervision of Prof. Diego Cárdenas and 2 years under the supervision of Dr José Alemán at Universidad Autónoma de Madrid, both as a postdoctoral researcher. He is currently a postdoctoral researcher in the University of Manchester under the supervi-

sion of Prof. Igor Larrosa. His research interests include C–H activation protocols, asymmetric synthesis and photochemistry.

characterise due to their stability under ambient conditions. In addition, ruthenium complexes display a diverse range of reactivity.

This review seeks to highlight catalytic bond-forming applications of cycloruthenated complexes that are relevant to organic synthesis. Reports that provide strong evidence for the involvement of cycloruthenated intermediates or those which utilise cycloruthenated precatalysts will be emphasised.

Accordingly, this review will be organised by reaction type, comprising six areas in which cycloruthenated complexes have been most impactful: C–H activation, chiral-at-metal catalysis, Z-selective olefin metathesis, transfer hydrogenation, enantioselective cyclopropanations, oxidative cyclisation and cycloadditions. While dedicated reviews on each of these topics have been published,^{6–11} this review will be focusing on the advantages and breadth of reactivity offered by cycloruthenated complexes. These advantages will be emphasised to the reader where applicable. Significant advances in the chemistry of cycloruthenated complexes since Pfeffer's 2009 review necessitates an update of this field.¹² As the focus will be on catalytic bond-forming applications, we will not discuss cycloruthenated

complexes in the context of DSSCs (dye-sensitised solar cells), water oxidation, or polymerisation reactions.

It is our hope that this review will draw attention to the unique and useful behaviour of cycloruthenated species in catalysis. We hope that by highlighting the recent advances and existing challenges in this field, this review can encourage further research into the development of useful new catalysts for organic synthesis.

2. C–H functionalisation

Transition metal catalysed C–H functionalisation is invaluable for the direct transformation of ubiquitous C–H bonds into valuable C–X bonds (typically X = B, C, N, or O), facilitating the rapid construction of molecular complexity. In general, ruthenium-catalysed C–H functionalisation leads to the formation of cyclometallated ruthenium intermediates, many of which have been isolated and characterised. Although these species in catalytic processes are scarcely investigated in detail.

Given that cycloruthenated complexes are ubiquitous in directed C–H functionalisation, an exhaustive list of every reaction that implicates a cycloruthenated intermediate is beyond the scope of this review. Instead, this section will focus on the advances in C–H functionalisation achieved with the use of discrete cyclometallated ruthenium species, and studies where cyclometallated intermediates have been isolated and/or characterised. This section comprises four parts: alkylation; arylation; sulfonation, nitration, and acylation; and annulation reactions.

2.1 Alkylation

Transition-metal-catalysed C–H alkylation reactions typically involve the transformation of C(sp²)–H bonds into more valuable C(sp²)–C(sp³) bonds. In a seminal paper published in 1993, Murai describes the ruthenium-catalysed directed C–H alkylation of arylketones utilising a range of alkenes to furnish *ortho*-functionalised products (Scheme 1A).¹³



Gillian McArthur is a PhD candidate in Chemistry at the University of Manchester under the supervision of Prof. Igor Larrosa. She completed her undergraduate degree at the University of Strathclyde working as part of the Kerr group in her Master's year. During her time at Strathclyde, she also completed a 1 year industrial placement at Bayer AG Cropscience in Frankfurt.



Andy Yen completed his PhD in 2019 under the supervision of Professor Mark Lautens at the University of Toronto. He moved to the UK and joined the group of Professor Igor Larrosa at the University of Manchester for postdoctoral research, working on the synthesis of organoruthenium complexes and their applications in C–H functionalisation. His research interests encompass metal-catalysed

cross-coupling reactions, C–H functionalisation and asymmetric catalysis.



Igor obtained his PhD from the Universitat de Barcelona (2004) under the supervision of Profs. Felix Urpi and Pere Romea, and a 3 month stint in Prof. Erick M. Carreira's laboratories at ETH Zurich. In 2005 he moved to the UK for postdoctoral research in Prof. Anthony G. M. Barrett's group at Imperial College London. In 2007 he started his independent career as a Lecturer in synthetic organic chemistry at

Queen Mary University of London. In 2014 Igor moved to the University of Manchester to take up the position of Professor of Organic Chemistry. Igor received an ERC Starting Grant in 2011 and currently holds an ERC Advanced Grant.



The proposed mechanism invokes a cyclometallated ruthenium intermediate to account for the high regioselectivity of this transformation. Since then, the groups of Murai and others have reported various ruthenium-catalysed alkylation procedures with alkenes that invoke similar mechanisms.

In 2010, a mechanistic investigation by the Murai group uncovered a more reactive catalyst (**Ru1**) for the regioselective coupling between aromatic ketones and olefins.¹⁴ The authors found that the high temperatures required for the reaction using $\text{RuH}_2(\text{CO})(\text{PPh}_3)_3$ as a pre-catalyst were only required for the formation of the cyclometallated active catalytic species (Scheme 1B). Consequently, prior generation by heating $\text{RuH}_2(\text{CO})(\text{PPh}_3)_3$ in the presence of trimethylvinylsilane allowed the reaction to proceed at room-temperature (Scheme 1C). The authors also found that using this new catalytic species enabled significantly lower catalyst loadings than before, with a TON of 994.

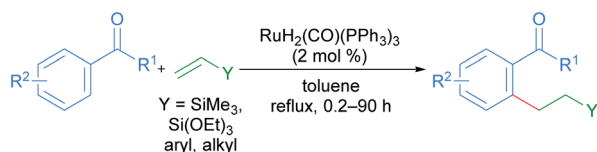
The Ackermann group has also published work on the development of ruthenium-catalysed alkylation procedures, utilising unactivated alkyl halides and a ruthenium complex as a pre-catalyst for the C–H alkylation of arenes that contain nitrogen-based heterocyclic directing groups. The regioselectivity of this transformation strongly depends on the type of alkyl halide employed; primary alkyl halides give exclusively the *ortho*-alkylation products, while secondary and tertiary alkyl halides lead to *meta*-alkylation products.

The initial reports of ruthenium-catalysed C–H alkylation employing secondary and tertiary alkyl halides as electrophiles furnished the *meta*-alkylated products through a proposed σ -activation pathway (Scheme 2A).^{15,16} The authors showed that *p*-cymene-bound cycloruthenated complex **Ru2** is a suitable

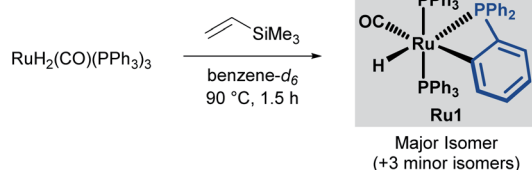
precatalyst for *meta*-alkylation with both secondary (Scheme 2B) and tertiary alkyl bromides. Conversely, a recent study into C–H alkylation with secondary alkyl bromides by the Larrosa group demonstrates the complementary selectivity afforded by a novel *p*-cymene-free cyclometallated catalyst **Ru3**, delivering *ortho*-functionalised products instead of the usual *meta*-alkylation products at temperatures as low as 50 °C (Scheme 2C).¹⁷ Subsequently, Ackermann and coworkers showed that pyrazolylarene substrates can lead to both *ortho*- and *meta*-alkylated products at 120 °C depending on both the secondary alkyl bromide and the directing group used, even when using $[\text{RuCl}_2(\text{p-cymene})]_2$ as catalyst, proposing the *in situ* formation of the *p*-cymene-free ruthenacycle.^{18,19}

A follow-up study from the Larrosa group demonstrates that mono-cyclometallated complex **Ru3** is also effective for *ortho*-alkylation using primary alkyl bromides.²⁰ The use of this new catalyst allowed for very mild reaction conditions, expanding the scope of potential coupling partners, and permitting its use

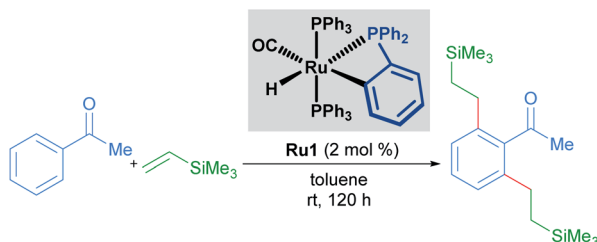
A General Reaction Scheme



B Generation of Active Cyclometallated Catalyst

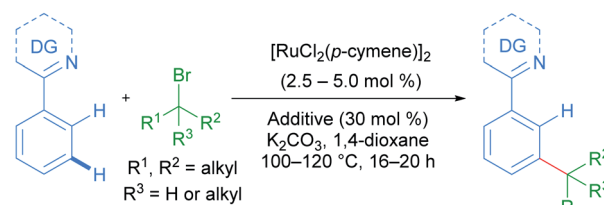


C Reactions with Cyclometallated Catalyst

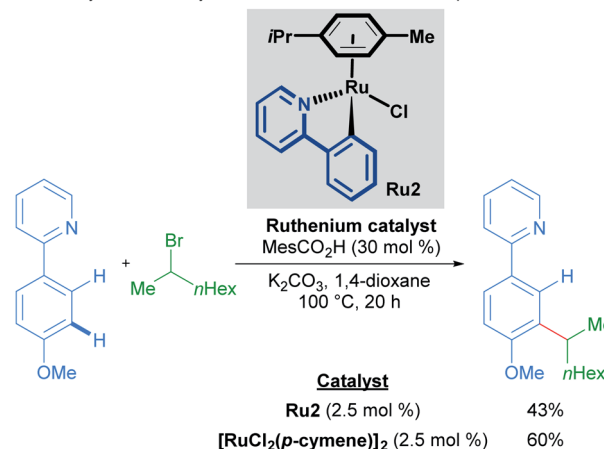


Scheme 1 Room-temperature C–H/olefin coupling reported by Murai.

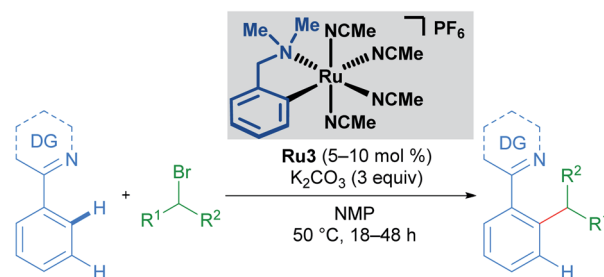
A *meta*-Alkylation with Secondary and Tertiary Alkyl Halides



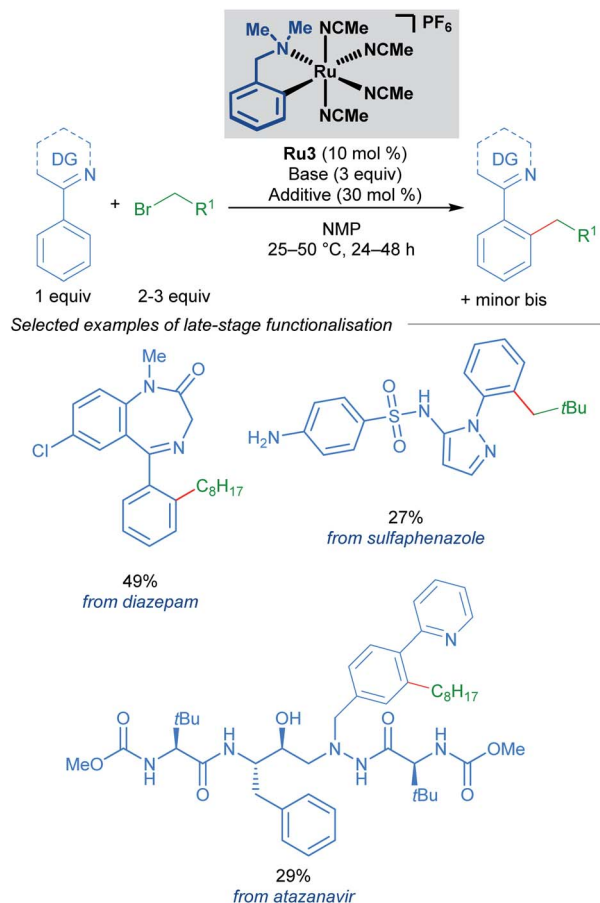
B *meta*-Alkylation with Cyclometallated Ruthenium Complex



C *ortho*-Alkylation with Cyclometallated Ruthenium Complex



Scheme 2 Selectivity switch with a cyclometallated ruthenium catalyst for C–H alkylation using secondary alkyl halides. DG = directing group.

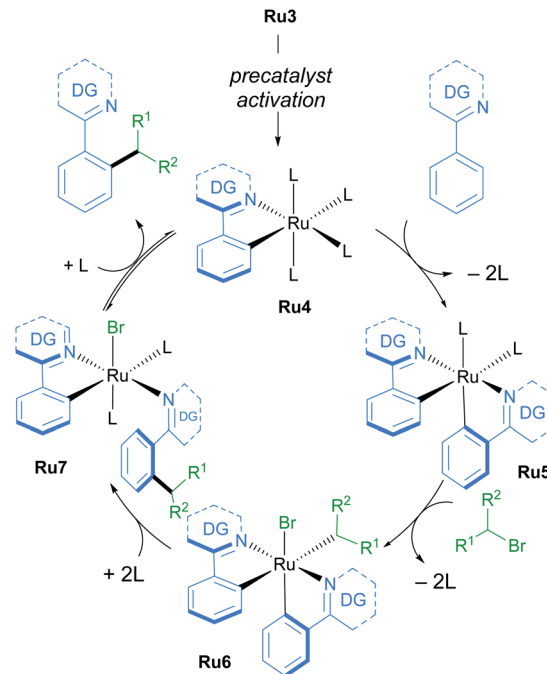


Scheme 3 Larrosa's late-stage *ortho*-alkylation of N-directing group-containing arenes procedure using primary alkyl halides.

in late-stage functionalisation of complex molecules (Scheme 3). The proposed mechanism is supported by a combination of stoichiometric, kinetic, and *in situ* experiments (Scheme 4). Initial activation of the precatalyst **Ru3** leads to the formation of an on-cycle monocyclometallated intermediate **Ru4**, and a second C–H activation event then forms the bis-cyclometallated complex **Ru5**. Contrary to previous reports on C–H alkylation, this bis-cyclometallated complex **Ru5** is required to facilitate the oxidative addition of both primary and secondary alkyl bromides to the ruthenium centre. Notably, this intermediate is sufficiently electron-rich to promote oxidative addition at room temperature in the case of primary alkyl bromides, and at a moderate temperature for secondary alkyl bromides, to form **Ru6**. Subsequent reductive elimination affords intermediate **Ru7**, in which the final product is N-ligated to the ruthenium centre, and dissociation then yields the alkylated product and regenerates the active catalytic species.

2.2 Arylation

Oi and Inoue reported the first examples of ruthenium-catalysed *ortho*-arylation, utilising a $[\text{RuCl}_2(\text{C}_6\text{H}_6)]_2$ precatalyst.^{21–23} The authors show that both directed arylation and alkenylation of arenes was possible, demonstrating that



Scheme 4 Mechanism of C–H functionalisation of N-directing group-containing arenes with primary and secondary alkyl bromides by Larrosa.

pyridines, oxazolines, pyrazoles, as well as imines, are all suitable directing groups.

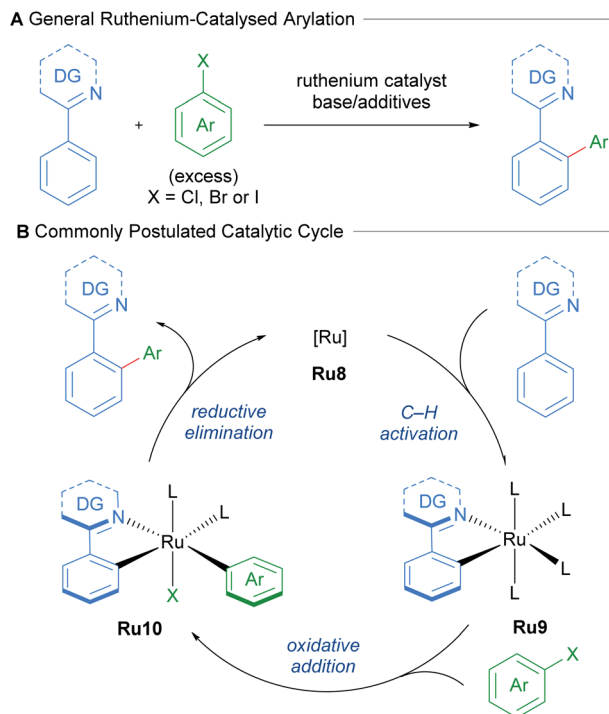
Following this seminal report, further research has greatly expanded the scope of directing groups and coupling partners that can be employed in this reaction.²⁴ These procedures utilise non-cyclometallated ruthenium precatalysts. These presumably undergo cyclometallation to afford mono-cyclometallated ruthenium intermediates that engage in subsequent oxidative addition and reductive elimination (Scheme 5).

Work by Ackermann on the direct arylations with ruthenium(II) carboxylate catalysts has shown that mono-cyclometallated complexes are indeed formed under standard reaction conditions and that these can function as active precatalysts (Scheme 6).²⁵ A mechanistic study by Dixneuf in 2011 revealed an autocatalytic process in the Ru(II)-catalysed arylation of arenes, which suggests the facile formation of the cyclometallated species from a $\text{Ru}(\text{OAc})_2(p\text{-cymene})$ precatalyst.²⁶

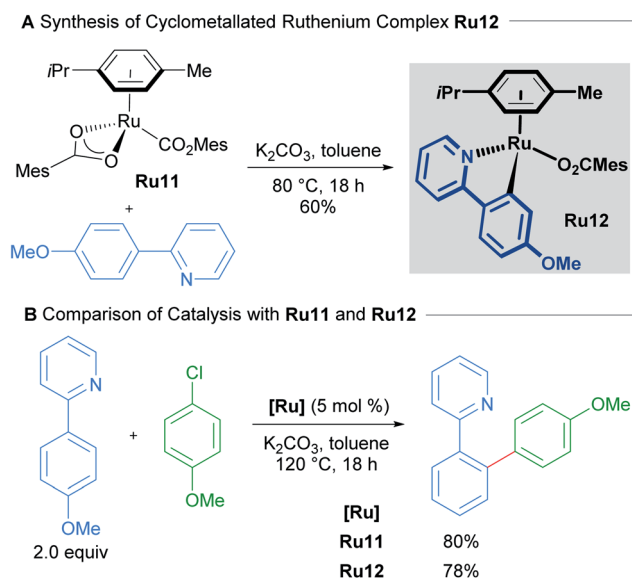
A recent study by Larrosa into ruthenium-catalysed late-stage arylations provided further insight into the role of cyclometallated ruthenium complexes (Scheme 7).²⁷ The *para*-cymene ligand was found to inhibit the reaction, with high reaction temperatures being necessary solely for promoting its dissociation from the ruthenium centre. After dissociation of the *p*-cymene ligand, the reaction rate accelerates.

These findings led to the development of a new class of mono-cyclometallated precatalysts without η^6 -arene ligands. This new class of catalyst allowed C–H arylation to be run under significantly milder conditions than was previously possible. Consequently, the functional group tolerance was improved,





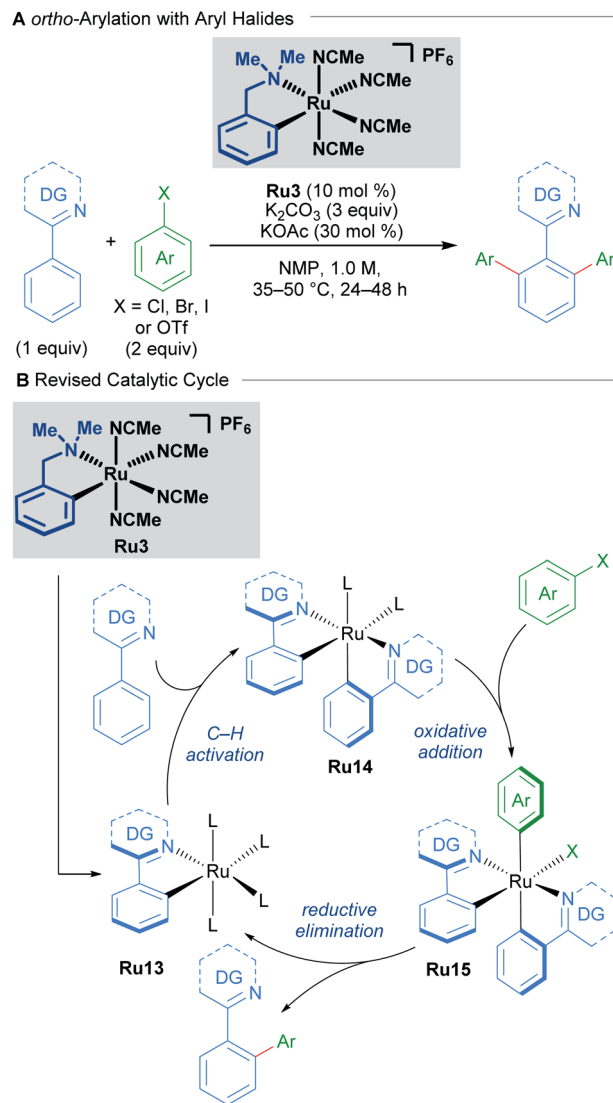
Scheme 5 Commonly postulated mechanism for C–H arylation of N-directing group arenes with ruthenium.



Scheme 6 Synthesis of cyclometallated complex Ru12 and use as catalyst.

which rendered this method suitable for late-stage arylation of complex molecules. The authors provided evidence for the formation of a bis-cyclometallated ruthenium intermediate (Ru14), which they demonstrated was necessary for oxidative addition of aryl halides. Subsequent reductive elimination from this intermediate affords the coupling product.

Recently, the Ackermann and Greaney groups have demonstrated that these ruthenium-catalysed arylations are also



Scheme 7 Larrosa's *ortho*-arylation procedure. DG = N-directing group.

possible at room-temperature with the use of the $[\text{RuCl}_2(p\text{-cymene})]_2$ precatalyst, under visible-light irradiation conditions.^{28,29} Both groups hypothesise that irradiation of the reaction system with visible light promotes dissociation of the *para*-cymene ligand from the precatalyst, forming the active catalytic species *in situ*. The authors provide evidence for the dissociation of *para*-cymene through the monitoring of free *para*-cymene in the system.

2.3 Sulfonation, acylation, and nitration

Ruthenium catalysis offers unique reactivity for the functionalisation of substrates at positions other than *ortho* to the directing group. Such remote functionalisation is enabled by the formation of a ruthenacycle intermediate, which is predisposed towards functionalisation at positions that are distal to the ruthenium–carbon bond. The net result of this form of activation is formal *meta*-functionalisation.

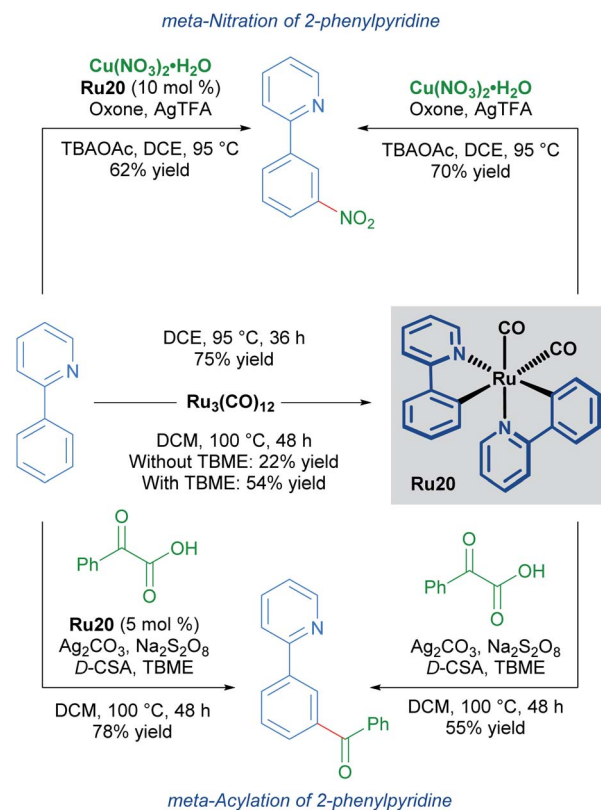


In a 2011 report, Frost described the first procedure for remote functionalisation of 2-phenylpyridines with ruthenium.³⁰ In contrast to previous methods, the ruthenium-catalysed C–H functionalisation reaction between sulfonyl chlorides and 2-phenylpyridines led to *meta*-functionalised products, overriding the traditional *ortho*-selectivity observed with other transition metals. Mechanistic studies indicate that the formation of a ruthenacycle (**Ru16**, **Ru17** or **Ru18**) is necessary for remote functionalisation, suggesting that ruthenium behaves akin to a classical *ortho/para* director in electrophilic aromatic substitution (Scheme 8).³¹

Since this report, various *meta*-functionalisation methods for the installation of alkyl, halide, nitro, and acyl groups have been developed.³² Reports by Ackermann into the *meta*-alkylation of arenes containing *N*-heterocyclic directing groups also implicate mono-cyclometallated catalysts. Ackermann shows that these species form under similar conditions to the alkylation reaction, and that these mono-cyclometallated species function as catalysts as well. This work could suggest that these are common intermediates in the catalytic cycle.

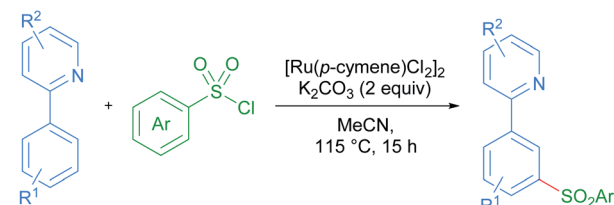
Studies into the *meta*-nitration and *meta*-acylation of 2-phenylpyridines by the groups of Zhang and Wang respectively, point towards the involvement of a rare bis-cyclometallated species as an intermediate in the catalytic cycle.³³

Both groups show that under similar reaction conditions, the same bis-cyclometallated species **Ru20** arises from the reaction between 2-phenylpyridine and $\text{Ru}_3(\text{CO})_{12}$. In both cases, the *meta*-functionalised product can be obtained through

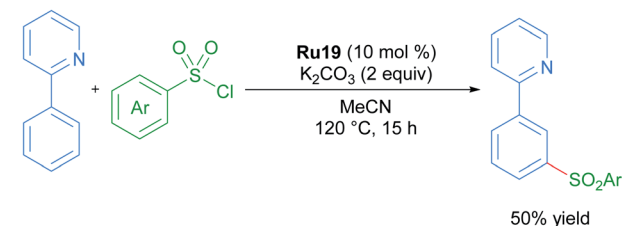
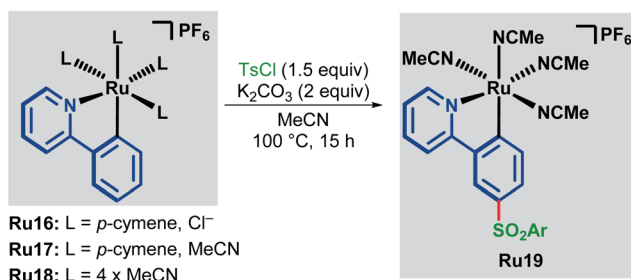


Scheme 9 *meta*-Nitration (top) and *meta*-acylation (bottom) via bis-cyclometallated species **Ru20**.

A General Scheme for *meta*-Sulfonation



B Mechanistic Evidence for Cyclometallated Intermediate



Scheme 8 Frost's *meta*-sulfonation procedure.

a stoichiometric reaction from **Ru20**, or by utilising complex **Ru20** in substoichiometric quantities (Scheme 9).

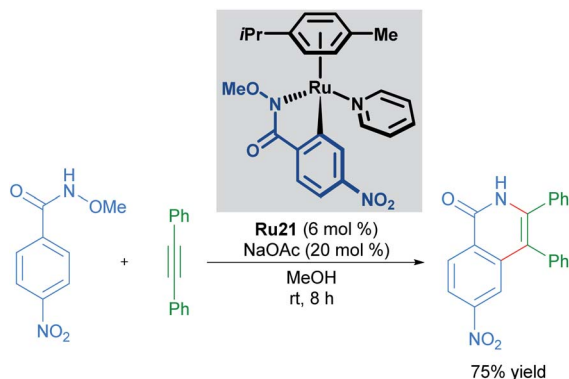
Additional examples of ruthenium-catalysed remote functionalisation are covered in a recent review by Ackermann.³⁴

2.4 C–H activation/annulation

Cyclometallated ruthenium catalysts have also been demonstrated to be intermediates in C–H activation/annulation reactions involving alkyne insertion. Work by Wang in 2018 demonstrated that cyclometallated complexes are capable of catalysing the formation of an isoquinolinone from the corresponding *N*-methoxy benzamide and an alkyne (Scheme 10).³⁵ These cyclometallated complexes were generated under catalytically similar conditions, and this report suggests that they are involved in the catalytic cycle. Similar work has been carried out by the Jeganmohan group, demonstrating the intermediacy of the mono-cyclometallated intermediates in C–H activation/alkyne annulation reactions.³⁶

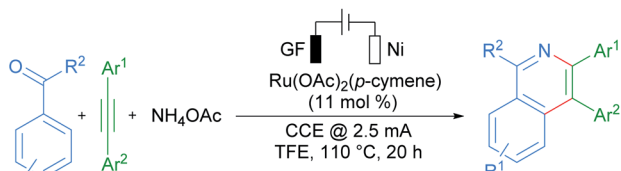
Recent work by Ackermann details the involvement of a cyclometallated ruthenium species in an electrocatalysed C–H activation/ring annulation reaction (Scheme 11).³⁷ Here, the cyclometallated species **Ru22** was isolated and demonstrated to be an active catalyst in the reaction. Mechanistic studies indicate the formation of 7-membered ruthenacycle **Ru23** after addition of an alkyne and before reductive elimination takes place. These results suggest promising applications of ruthenacycles in synthetic electrochemistry.



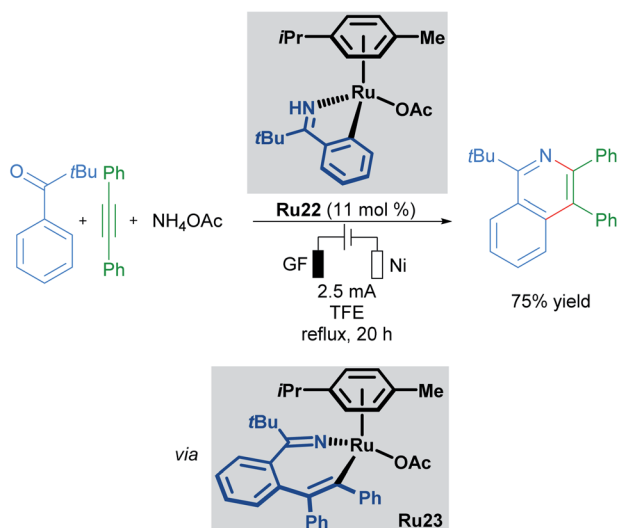


Scheme 10 C–H activation and annulation using a cycloruthenated complex.

A General Reaction Scheme for Electrocatalysed Annulation



B Mechanistic Evidence for Cyclometallated Intermediate



Scheme 11 Ackermann's electrocatalysed C–H activation/annulation cascade proceeding through 7-membered ruthenacycle intermediates.

Mono- and bis-cyclometallated ruthenium species are frequently postulated as catalytic intermediates in various C–H functionalisation processes. While many mono-cyclometallated ruthenium complexes have been reported, the role that bis-cyclometallated ruthenium species play in various catalytic cycles is just beginning to emerge. *In situ* spectroscopic monitoring of stoichiometric reactivity and systematic variation of the cyclometallating moiety with different substituents could provide valuable insight into the behaviour of these species. Future efforts in this area should lead to an improved

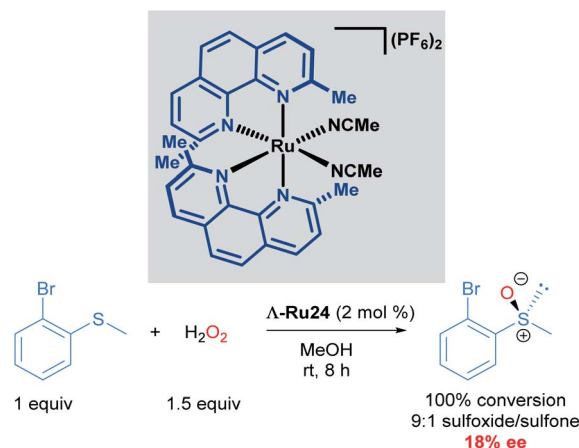
understanding of how to design effective cycloruthenated complexes for catalytic bond-formation. For a complementary perspective on the involvement of metallacycles in C–H activation, readers are directed to a recent review by Wencel-Delord and coworkers.³⁸

3. Chiral-at-ruthenium catalysis

Catalytic asymmetric synthesis of organic molecules relies on metal catalysts with chiral ligands coordinated to the metal centre. These transformations are desirable because the metal and the chiral ligands are used in catalytic quantities compared to the use of chiral auxiliaries, which are required in stoichiometric quantities. To date, a vast array of chiral metal complexes has been developed for a wide variety of catalytic asymmetric transformations. Within the area of asymmetric catalysis, another strategy that is underexplored is the use of octahedral chiral-at-metal complexes of cobalt, iridium, rhodium and ruthenium.³⁹ These complexes are optically active, despite their bidentate achiral ligands, due to metal-centred, octahedral centrochirality. Additionally, these complexes typically possess labile ligands such as acetonitrile, which displace readily. This permits facile ligand exchange with the substrate molecule, thereby facilitating catalytic processes. In this section, we will cover the pioneering and recent advancements made by the Meggers group in developing the chemistry of chiral-at-ruthenium complexes. Asymmetric metathesis reactions catalysed by chiral-at-ruthenium complexes published by Grubbs will be discussed in section 4.

In 2003, Fontecave described the first chiral-at-ruthenium complex used in asymmetric catalysis (Λ -Ru24).⁴⁰ In this work, the oxidation of 2-bromophenyl methyl sulphide to the corresponding enantioenriched sulfoxide was reported with a low, but promising 18% ee, serving as important proof-of-concept for using octahedral metal-centered chirality for asymmetric induction (Scheme 12).

Based on extensive work with chiral-at-rhodium and iridium complexes, Meggers and co-workers have also published the



Scheme 12 First use of a chiral-at-ruthenium complex in asymmetric catalysis.

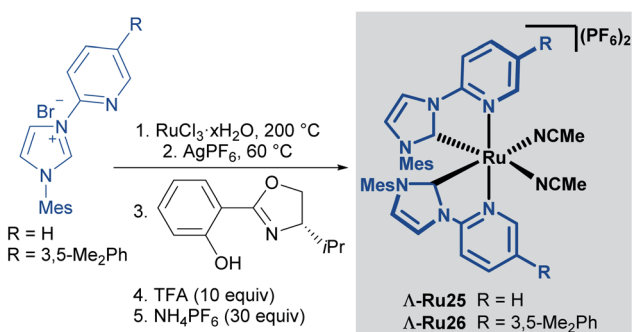
vast majority of recent examples with chiral-at-ruthenium complexes.⁴¹ In a report from 2017, Meggers described the synthesis, characterisation, stability studies and catalytic activity of a cationic, bisacetonitrile ruthenium complex with two *N*-(2-pyridyl)NHC ligands.⁴² The synthesis of the complex began with the reaction of RuCl₃ hydrate with an *N*-(2-pyridyl)imidazolium salt in ethylene glycol at 200 °C, followed by salt metathesis with AgPF₆ at 60 °C to obtain the racemic complex. The racemic mixture was resolved using a chiral auxiliary, affording diastereomerically pure complexes Λ and Δ . Treatment with TFA afforded the enantiomerically pure complexes Λ -Ru25 and Δ -Ru26 (Scheme 13A). The absolute configuration of the complexes was assigned by a combination of circular dichroism and an X-ray crystal structure of a derivative of Δ -Ru26. No isomerisation or decomposition on heating these complexes in THF over 72 h was observed, suggesting exceptional stability.

The enantioselective alkynylation of trifluoromethyl ketones was carried out to test the catalytic activity of the complexes Λ -Ru26 and Δ -Ru26 (Scheme 13B). Both enantiomers outperformed previously reported chiral-at-metal rhodium and iridium complexes, yielding high reactivity and enantioselectivity in this transformation. The reaction tolerated a wide variety of substituents in both the alkyne and the ketone, with high yields and enantioselectivity (both >91%); however, phenethyl and ester groups in the ketone afforded 62% and 7% ee respectively. In addition, the authors were able to synthesise a chiral intermediate for the synthesis of the AIDS treatment drug Efavirenz in 58% yield and 92% ee. A year later, Houk, Meggers and co-workers published a computational study on this reaction.⁴³ The proposed mechanism invokes pre-coordination of both the ketone and alkyne to the metal centre, followed by the formation of a ruthenium acetylide and

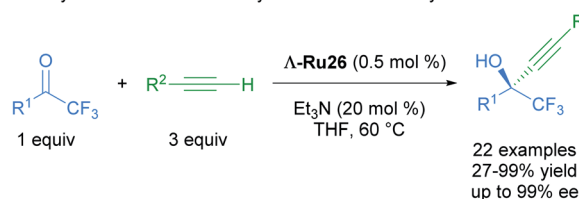
its subsequent addition to the coordinated ketone. This pre-coordination is thought to be key for high levels of asymmetric induction. The calculated free energies agreed with the experimentally observed enantioselectivities.

With these impressive results in asymmetric induction using the Λ -Ru26 catalyst, Meggers later developed a catalytic enantioselective intramolecular C(sp³)-H amination of 2-azidoacetamides using slightly modified complexes. The 3,5-Me₂Ph substituent in the pyridyl R group of the NHC ligand was exchanged for a TMS group to yield highly reactive catalysts (Scheme 14).⁴⁴ 15 chiral imidazolidin-4-ones and 6 tricyclic compounds were obtained with good yields (31 to 95%) and ee (close to 90%) in 18 of the 21 reported examples (Scheme 14A). A thorough mechanistic study was carried out and supported by DFT calculations (Scheme 14B). The proposed mechanism begins with ligand exchange of two acetonitrile molecules, leading to bidentate coordination of the starting material to the ruthenium catalyst. Subsequent extrusion of N₂ from organic azide group generates a ruthenium-imido intermediate that de-coordinates the amide group and performs a stereo-controlled insertion into a C-H bond, forming the catalyst-bound imidazolidine-4-one. Finally, this intermediate reacts with Boc₂O to turn over the catalyst and release the final product.

A Synthesis of Λ Chiral-at-Ru Complex

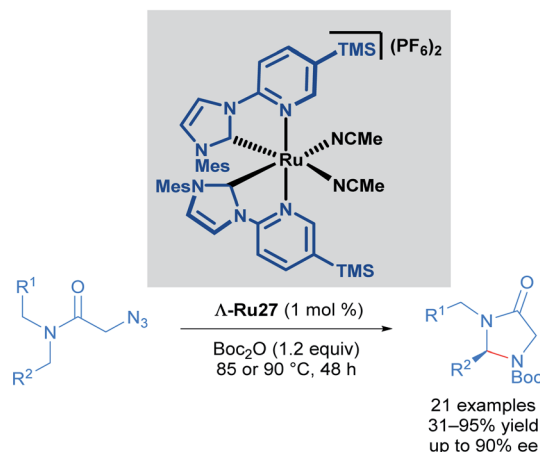


B Asymmetric Addition of Alkynes to Trifluoromethyl Ketones

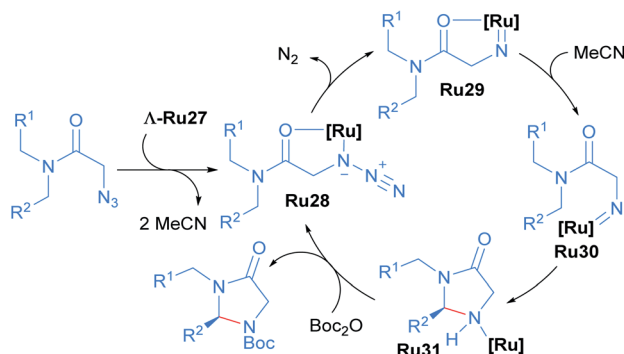


Scheme 13 Enantioselective alkynylation of trifluoromethyl ketones catalysed by chiral-at-ruthenium complexes.

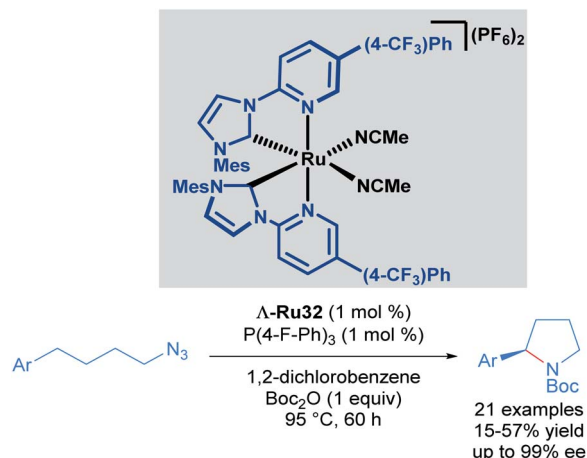
A Intramolecular C(sp³)-H Amination of 2-Azidoacetamides



B Proposed Mechanism



Scheme 14 Ru catalysed intramolecular C(sp³)-H amination of azidoacetamides (A) and proposed mechanism of the reaction (B).

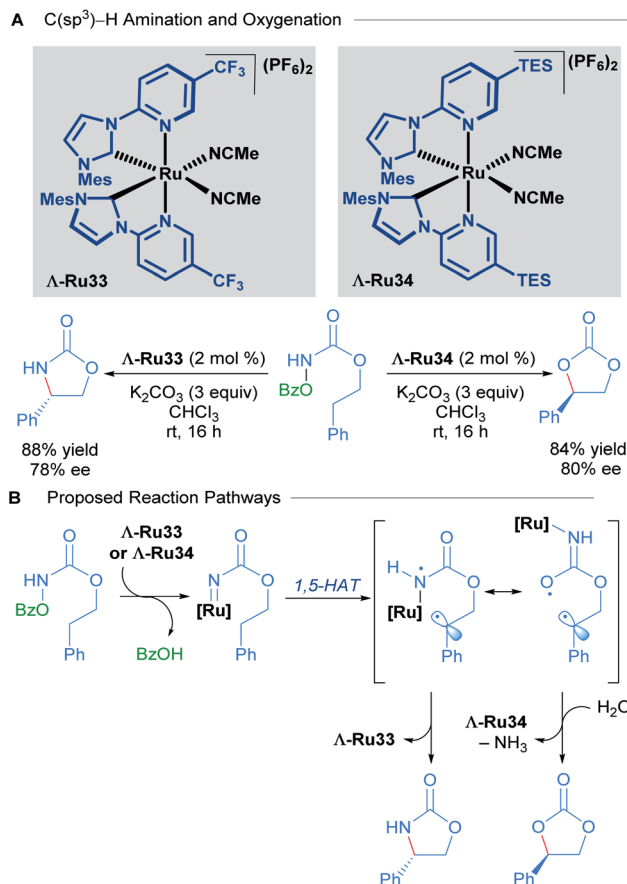


Scheme 15 Intramolecular C(sp³)-H amination of alkylazides.

Recognising the potential of this C-H transformation, the authors used a similar approach in the formation of chiral pyrrolidines with a dual catalytic system composed of a chiral-at-ruthenium catalyst in combination with triarylphosphines (Scheme 15).⁴⁵ The phosphine was used in the activation of the alkyl azide. Although the synthesis of 2-aryl pyrrolidines from aliphatic azides has been reported before, this was the first example proceeding with high enantioselectivity (up to 99% ee), albeit in moderate yields (15–57%). These low yields are due to the formation of linear Boc-protected amines as side products and incomplete conversions for the reported examples. The authors also performed mechanistic experiments. Reacting the starting material and the phosphine, (2 hours at 95 °C) afforded a catalytically competent iminophosphorane *via* the Staudinger reaction. In addition, when the reaction was carried out without added phosphine, the yield decreased drastically even with prolonged reaction times. The proposed mechanism is similar to the one shown previously (Scheme 14), with the inclusion of a pre-activation step (conversion of the azide to the iminophosphorane *via* the Staudinger reaction). Thus, the ruthenium-imido intermediate is generated *via* nitrene transfer from the iminophosphorane to the ruthenium complex.

Recently, Meggers and co-workers extended the use of this type of *N*-(2-pyridyl)NHC-derived ruthenium catalysts to C(sp³)-H activation of carbamates (Scheme 16).⁴⁶ Through a simple change in the substituents of the catalyst, they were able to attain C-N and C-O bond formation *via* nitrene and carbene insertions respectively. Since there was extensive literature precedent for ruthenium-catalysed nitrene insertions of carbamates, the authors focused instead on developing the C(sp³)-H oxygenation reaction to obtain cyclic carbonates. The scope of this reaction was performed with a racemic mixture of the optimal chiral-at-ruthenium complex (**Ru34**), yielding the desired carbonate products in good to excellent yields. In addition, hydrolysis of the carbamates with NaOH yielded 1,2-diols in good yields.

To explore the enantioselective variant of this reaction, the enantiomerically pure complexes were synthesised with the

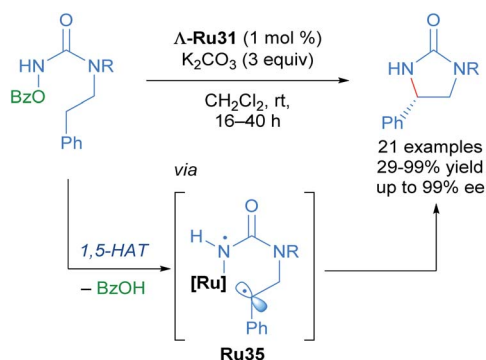


Scheme 16 Asymmetric intramolecular C(sp³)-H amination and oxygenation (A) and proposed reaction pathways (B).

aid of chiral auxiliaries. The Λ isomers, **Λ -Ru33** and **Λ -Ru34**, were applied to C-O and C-N bond formation, affording the corresponding carbonate (84% yield, 80% ee) and carbamate (88% yield, 78% ee) respectively (Scheme 16A). In the mechanistic proposal for this process, the reaction begins with the formation of a ruthenium nitrenoid, followed by 1,5-hydrogen atom transfer to generate a diradical intermediate (Scheme 16B). The diradical intermediate can react directly with the nitrogen to form a cyclic carbamate. Alternatively, if the diradical is sufficiently long-lived, a conformational change can occur, shifting the ruthenium catalyst away from the benzylic radical, leading to radical-radical recombination at the oxygen atom instead. The preferential formation of C-O to C-N bonds in this instance was attributed to the steric bulk conferred by the TES groups of **Λ -Ru34**, suppressing the previously established C-N bond formation. Subsequent hydrolysis of the exocyclic imine (not shown) affords the cyclic carbonate product.

With these impressive results in hand, Meggers extended this same approach to the enantioselective ring-closing C-H amination of urea derivatives (Scheme 17).⁴⁷ The authors obtained diverse cyclic ureas with excellent yields in nearly all cases and with enantioselectivity up to 99%. In addition, they were also able to use this method to obtain different chiral





Scheme 17 C–H amination of urea derivatives.

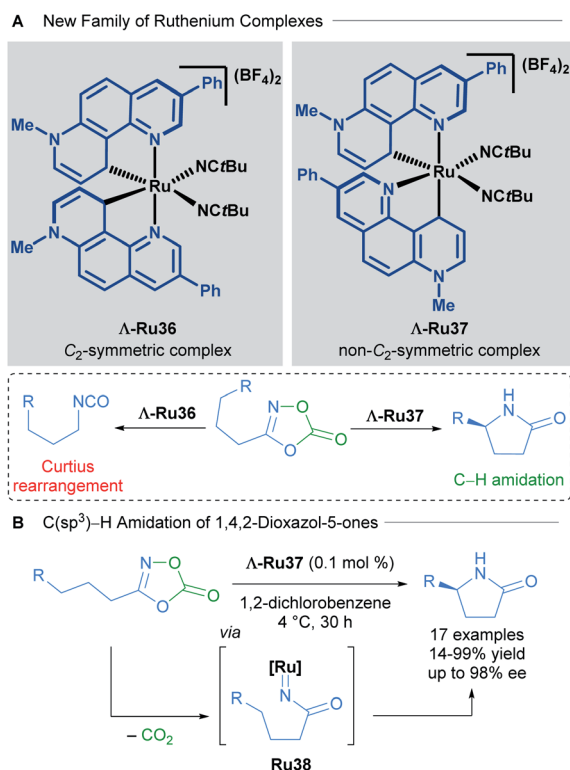
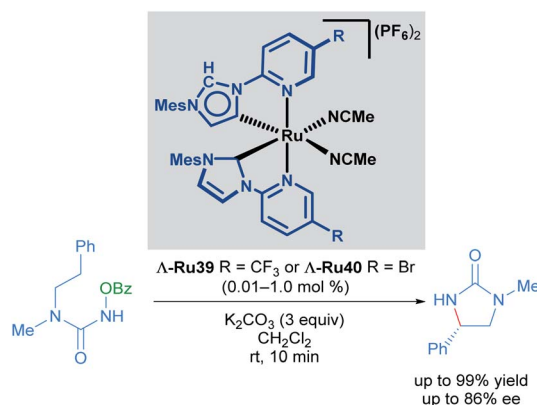
intermediates in the synthesis of medicinal agents, natural products and chiral catalysts.

The development of new chiral-at-ruthenium catalysts was also achieved by changing the nature of the NHC ligand. In 2019, Meggers and co-workers described a new family of chiral-at-ruthenium complexes with two phenanthroline-type ligands.⁴⁸ These new catalysts were applied in the enantioselective intramolecular C(sp³)–H amidation of 1,4,2-dioxazol-5-ones to form chiral lactams (Scheme 18). The authors observed that when both NHC ligands were coordinated to the metal centre forming a C₂-symmetric complex (**Δ-Ru36**), the major product was the result of an undesired Curtius rearrangement of the starting material (Scheme 18A). On the other

hand, the non-C₂-symmetric diastereomeric complex **Δ-Ru37** catalysed the desired reaction exceptionally well, delivering enantioselectivities up to 98% ee (Scheme 18B). In the optimisation of this reaction, the authors compared the activity of these new complexes with the previously described **Δ-Ru22**, **Δ-Ru24** and **Δ-Ru33**, obtaining in these three cases only the undesired Curtius rearrangement product. With 0.1 mol% of catalyst **Δ-Ru37**, 17 chiral lactams were obtained (14–99% yield, 71 : 29 to 99 : 1 er). A gram scale reaction was also demonstrated employing a low catalyst loading of 0.005 mol%, affording the final product in 56% yield, with an impressive and unprecedented TON of 11 200. DFT calculations revealed that both the strong electron-donating character of the phenanthroline ligand in addition to its non-C₂-symmetric arrangement in the coordination sphere are crucial for providing an electron-rich, nucleophilic ruthenium nitrene intermediate that evolves *via* a C–H activation pathway. The absolute configuration of the final product was dependent upon octahedral metal-centred chirality (Λ or Δ) as detailed in previous reports.

Very recently, Meggers also described the synthesis of mixed normal/abnormal NHC complexes of chiral-at-ruthenium catalysts (Scheme 19).⁴⁹ In this report, the previously employed *N*-(2-pyridyl)NHC ligand was coordinated to the metal centre in two different ways: one of the ligands is linked to the metal centre by the C2 carbon of the imidazole heterocycle (normal coordination mode) while the other ligand was linked to the C4 carbon in an abnormal coordination mode. After optimisation of the catalyst synthesis, the new family of abnormally bound NHC complexes was found to display higher reactivity in the enantioselective ring-closing C–H amination of urea derivatives than the C₂-symmetric complexes used previously.⁴⁷ Unfortunately, lower enantioselectivity was obtained with these complexes.

In conclusion, the continued study of chiral-at-ruthenium complexes offers new strategies towards the synthesis of chiral molecules. The outstanding work of the Meggers research group over the last 5 years in this area demonstrates the impact these types of cycloruthenated complexes are beginning to have on asymmetric catalysis, inviting future improvements in

Scheme 18 C₂-symmetric and non-C₂-symmetric new complexes (A) and C(sp³)–H amidation of 1,4,2-dioxazol-5-ones (B).

Scheme 19 C–H amination of urea derivative catalysed by normal and abnormal NHC coordination complexes.



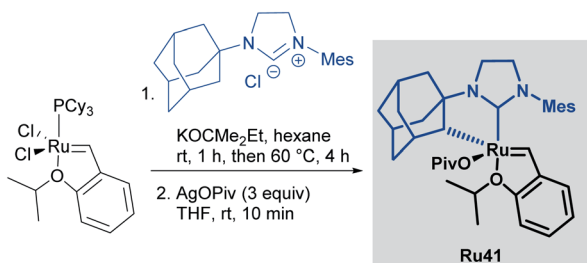
catalyst design as well as new asymmetric reactions with this class of catalyst.

4. Z-selective olefin metathesis

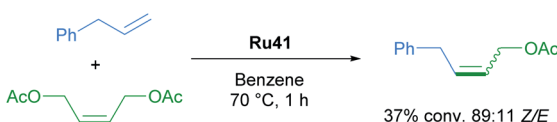
Since the first examples of ruthenium-catalysed olefin metathesis appeared in 1965,^{50,51} many significant advancements in terms of catalyst design and substrate scope have been realised and described in the literature. The 2005 Nobel Prize in Chemistry was awarded to Robert H. Grubbs, Richard R. Schrock, and Yves Chauvin, in recognition of the importance of olefin metathesis in modern organic synthesis. Several reviews in this field have been published, summarising the last 20 years of ruthenium-catalysed metathesis reactions such as: cross metathesis (CM) ring-opening/cross metathesis (ROCM), ring-closing metathesis (RCM) and ring-opening metathesis polymerisation (ROMP).^{8c,52} The vast majority of the published examples describe the use of Hoveyda–Grubbs first and second generation catalysts. Since this review aims to showcase the use of cycloruthenated complexes as catalysts in various transformations, we have focused our attention on cyclometallated adamantlyl-NHC ruthenium complexes in Z-selective metathesis reactions.

The first cycloruthenated catalyst for Z-selective olefin metathesis reactions was described by Grubbs in 2011.⁵³ The complex possesses an adamantlyl-derived N-heterocyclic carbene (NHC) that chelates the metal centre *via* cyclometallation (Scheme 20A). The catalyst **Ru41** was examined in the CM reaction of allylbenzene with *cis*-1,4-diacetoxy-2-butene to test its efficiency relative to a related ruthenium complex, which is cyclometallated to a mesityl ring (Scheme 20B). The Z-selectivity obtained with **Ru41** was 10 times greater than with its mesityl analogue. Additionally, over the course of reaction optimisation, the authors observed that catalyst **Ru41** tolerated the presence of water in the reaction media. Anhydrous conditions for sensitive polymerisations were potentially unnecessary.

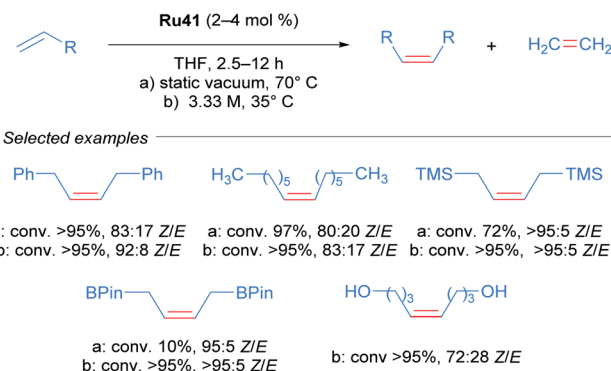
A Synthesis of the Catalyst



B Cross-Metathesis Reaction



Scheme 20 First cycloruthenated complex in Z-selective olefin metathesis.



Scheme 21 Z-selective olefin metathesis of different alkenes using **Ru41** as catalyst.

Nevertheless, degassing of the solvent was mandatory since oxygen was detrimental to the reaction.

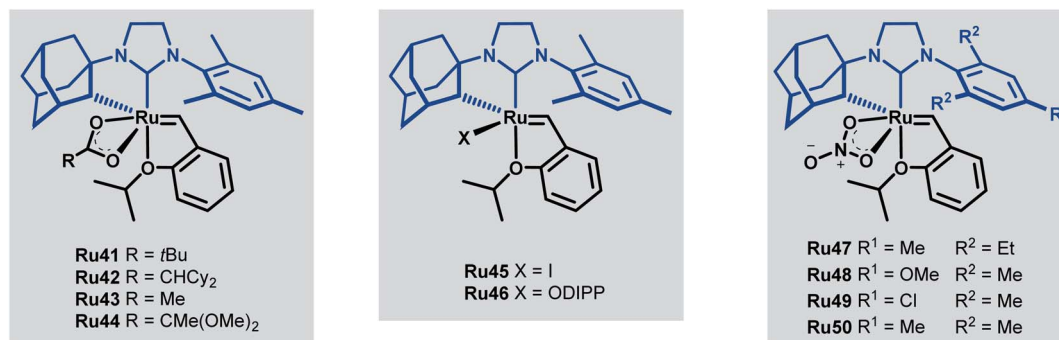
Realising that complex **Ru41** could catalyse the CM reaction with high Z-selectivity, the same research group applied this catalyst in the homodimerisation reaction of different olefins (Scheme 21).⁵⁴ The complex was effective at 70 °C in THF and acetonitrile under static vacuum, giving high conversion and selectivity. The ethylene generated as the reaction progressed was removed by this vacuum, since an atmosphere of ethylene lead to catalyst decomposition. Alternatively, when the reaction was performed at 35 °C in THF, the concentration of olefin was increased to render the removal of ethylene unnecessary. Under these conditions, an improvement in both reactivity and selectivity of the reaction was observed. The homodimerisation of allyl pinacol borane was also achieved, a substrate that otherwise displayed little reactivity at 70 °C. More challenging substrates such as alcohols and amines were also successful. Lastly, the authors highlighted the stability and reactivity of **Ru41** at room temperature in various solvents.

Towards improving the effectiveness of cyclometallated adamantlyl-NHC complexes in Z-selective olefin metathesis, Grubbs and co-workers decided to alter the carboxylate ligand and the aryl group in the NHC moiety of catalyst **Ru41**.⁵⁵ They were able to obtain ten different complexes, each of which were evaluated for improvements in performance across different CM reactions (Scheme 22).


The *tert*-butyl carboxylate ligand was systematically replaced with carboxylates bearing different alkyl groups (**Ru42**, **Ru43** and **Ru44**). Substitution with other types of ligands, such as: iodide (**Ru45**), 2,6-diisopropylphenoxide (ODIPP, **Ru46**), and nitrate ligands (coordinating in κ^2 fashion) was also explored. Minor variations in the aromatic ring of the NHC were examined as well (**Ru47**, **Ru48**, **Ru49** and **Ru50**). To clearly evaluate the effect of these changes on catalyst performance in CM reactions, a 0.1 mol% catalyst loading was employed. Furthermore, a high concentration of olefin substrate was required to avoid the aforementioned catalyst deactivation by ethylene. Initially, the homodimerisation reaction of allyl benzene was studied with each of the synthesised catalysts (Scheme 23).

In this case, the desired cross metathesis product was detected alongside the side product of olefin isomerisation.

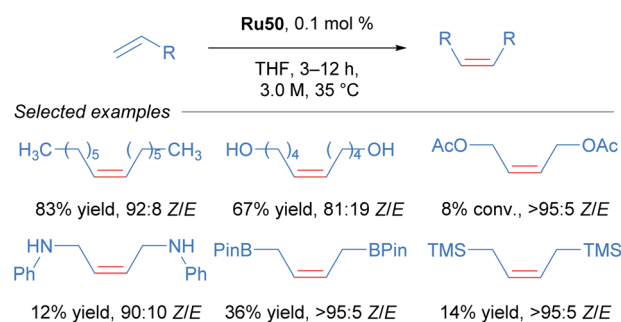




Scheme 22 New cycloruthenated NHC complexes for cross metathesis reactions.



Scheme 23 Homodimerisation of allylbenzene with new cycloruthenated catalysts.



Scheme 25 Alkene scope with nitrate-based catalyst Ru50.

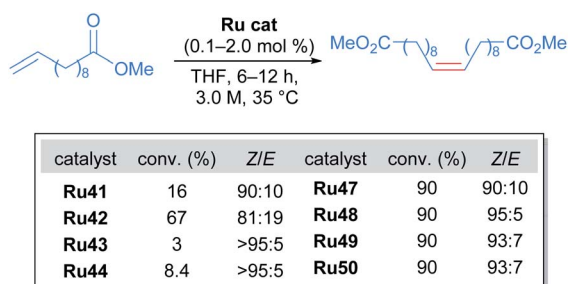
This undesired isomer was observed in all reactions, and it was the only observable product in the case of catalysts **Ru45** and **Ru46** (with iodide and phenoxide ligands respectively). In the remaining cases, a variable amount of side product was observed, and the *Z*-selectivity was greater than 81%. With these promising results, the authors evaluated the more challenging alkene 10-undecenoate in the CM dimerisation reaction, employing the same catalysts that were effective in the reaction of allylbenzene (Scheme 24).

The carboxylate-derived catalysts **Ru41**, **Ru42**, **Ru43** and **Ru44** were found to possess low reactivity but high *Z*-selectivity, with **Ru42** being active only when 20 times the normal catalyst loading was used. On the other hand, the nitrate complexes **Ru47** to **Ru50** displayed exceptional conversions (>90%) and excellent *Z*-selectivities (up to 95:5 *Z/E*). In addition, to

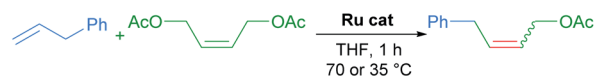
demonstrate the superior performance of nitrate complexes, several homodimerisation reactions were carried out (Scheme 25).

Lastly, the cross-metathesis of allylbenzene with *cis*-1,4-diacetoxy-2-butene was also successful (Scheme 26). The new family of nitrate-based complexes displayed higher reactivity and *Z*-selectivity than **Ru41** for unsymmetrically substituted alkenes, laying the foundations for future work in this field.

After the publication of these ruthenium complexes as highly efficient catalysts for *Z*-selective metathesis reactions, nitrate ruthenium complexes have been used in several metathesis reactions with a wide variety of olefins. In 2013, Grubbs and co-workers described the first *Z*-selective macrocyclisation using



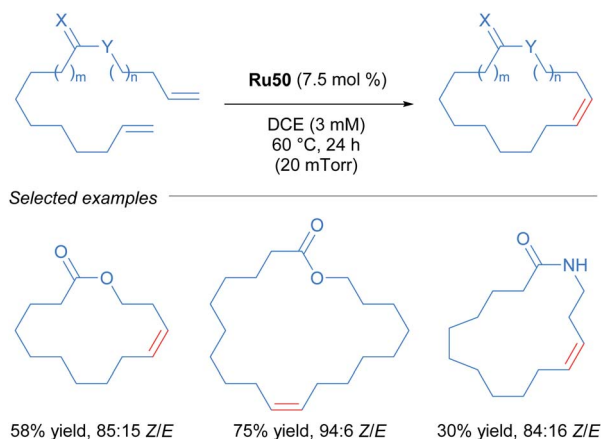
Scheme 24 Homodimerisation of challenging olefins with new ruthenium catalysts.



catalyst	T (°C)	conv. (%)	Z/E
Ru41	70	37	89:11
Ru41	35	50	86:14
Ru42	70	48	82:18
Ru42	35	45	87:13
Ru44	70	57	75:25
Ru44	35	64	79:21
Ru43	35	54	83:17
Ru50	35	58	91:9

Scheme 26 Cross metathesis with allylbenzene and bis-acetate olefin.





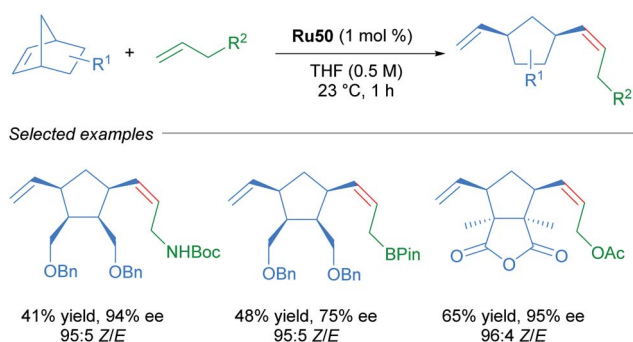
Scheme 27 Z-selective metathesis for macrocyclisation.

Ru50 (Scheme 27).⁵⁶ In this report, the authors were able to obtain the macrocycle *via* ring-closing metathesis. In addition, using the same catalyst **Ru50** but performing the Z-ethenolysis of a mixture of Z and E macrocycles, they obtained the E isomer exclusively. In the case of the Z-selective metathesis, the desired macrocycles were obtained in moderate to good yields (30–75%) and with good to excellent Z-selectivity (68–94%) tolerating various functional groups such as alcohols, acetals and amides.

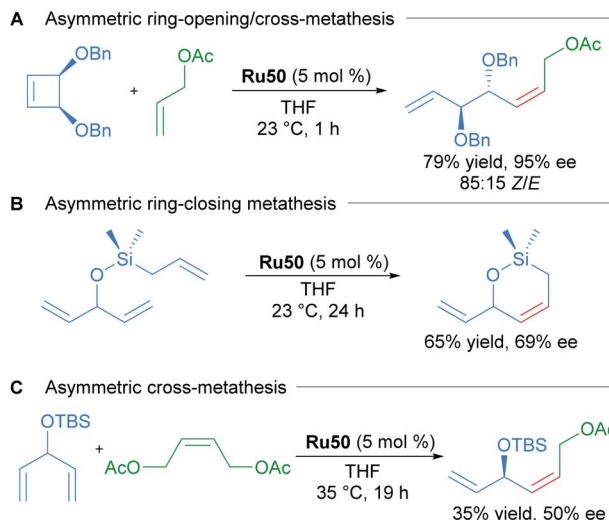
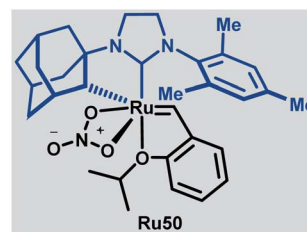
Due to the importance of chiral molecules in organic and medicinal chemistry, they also described the asymmetric ring opening-cross metathesis (AROCM) using chiral-at-metal **Ru50** catalyst (Scheme 28).⁵⁷

The AROCM of substituted norbornene derivatives with various terminal olefins afforded products with excellent Z-selectivity and enantioselectivity. In further exploration of this asymmetric transformation, Grubbs and co-workers extended the scope of the AROCM to other norbornenes with cyclobutenes. The asymmetric ring-closing metathesis of trienes, along with an example of asymmetric cross metathesis to forge allylic stereocentres was developed (Scheme 29).⁵⁸

In another example that illustrates the effectiveness of the nitrate-based ruthenium catalysts, Grubbs described the highly Z-selective cross metathesis reaction of different terminal olefins, synthesising for the first time, Z- α,β -unsaturated acetals



Scheme 28 Asymmetric ring-opening/cross metathesis.

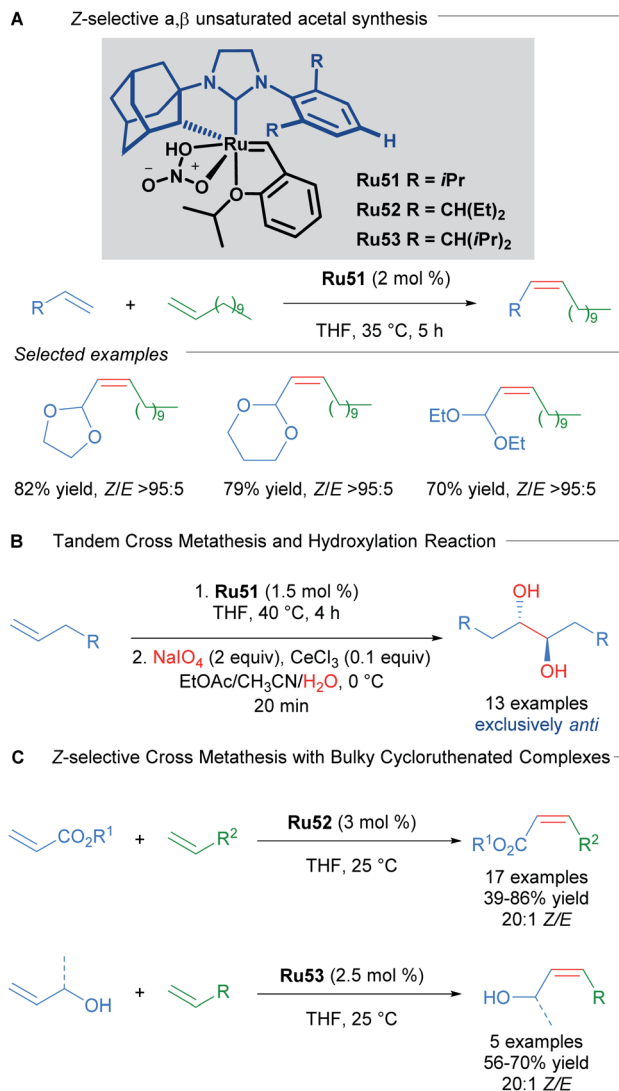


Scheme 29 Enantioselective olefin metathesis with cyclometallated ruthenium complexes.

with high yields and almost complete Z-selectivity (Scheme 30A).⁵⁹ In 2015, Grubbs and co-workers also described the tandem Z-selective cross-metathesis and dihydroxylation reactions of olefins to obtain anti-1,2-diols (Scheme 30B).⁶⁰ First, the homo- and hetero- cross metathesis reaction was conducted under static vacuum to remove ethylene and minimise catalyst decomposition. After completion of the Z-selective metathesis reaction, the crude was treated with a solution of NaIO₄ and CeCl₃ in a mixture of EtOAc : MeCN : H₂O, affording the desired 1,2-diols with complete anti selectivity. This complete anti selectivity was possible due to the high Z-selectivity in the first step. Recently, the authors have developed related ruthenium catalysts **Ru52** and **Ru53**, where increased steric bulk on the aromatic ring afforded excellent Z-selectivity in the cross-metathesis of acrylates and allylic alcohols (Scheme 30C).⁶¹

The versatility and efficiency of these NO₂ derived complexes was also demonstrated with the use of more challenging substrates such as peptides (Scheme 31).⁶² The homodimerisation, cross metathesis and ring-closing metathesis of different peptides were all reported to proceed with high Z-selectivity.

Cycloruthenated complexes developed by Grubbs have proven to be extremely effective in Z-selective metathesis reactions. In particular, introduction of a cyclometallated adamantyl NHC and a NO₂ ligand has delivered robust and highly reactive complexes, capable of catalysing metathesis reactions with a wide variety of olefinic substrates. The development of these catalysts has led to excellent results independent of the substitution patterns in the alkene.



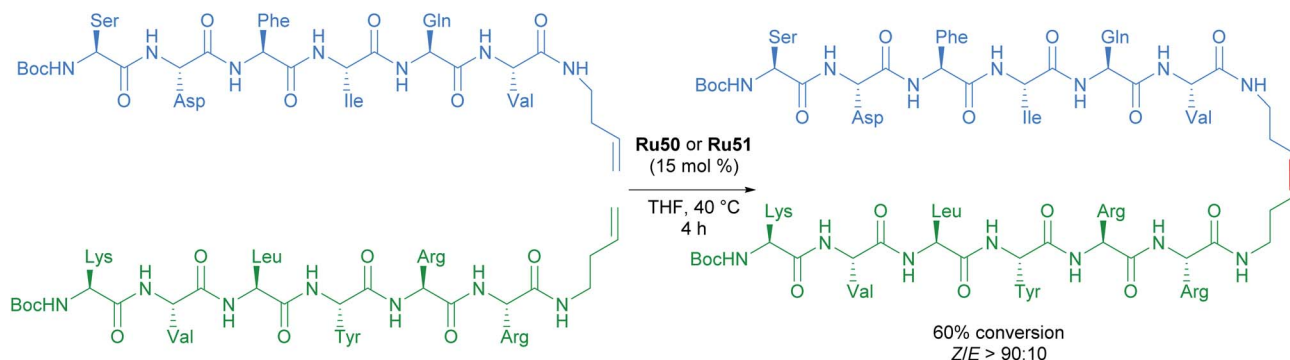
Scheme 30 Z-selective α,β -unsaturated acetal synthesis and tandem cross metathesis-hydroxylation.

5. Transfer hydrogenation

The hydrogenation of organic compounds is a fundamental process with widespread industrial applications. Two conventional methods of hydrogenation are direct hydrogenation using H_2 gas and transfer hydrogenation using alternative hydrogen sources. Transfer hydrogenations are attractive for industrial applications, as high-pressures of H_2 can be avoided and comparatively green reaction conditions can be used. Many ruthenium complexes catalyse transfer hydrogenation, and ruthenium hydrides are often the active species for the reduction of organic substrates *via* hydrogen transfer. Isopropanol is commonly employed as both the hydrogen source and solvent for the formation of metal hydrides, which shifts this reversible transformation in favour of product formation. This section of the review will be focusing on pincer complexes and related cyclometallated species containing a C–Ru bond, emphasising their usage in transfer hydrogenation applications.

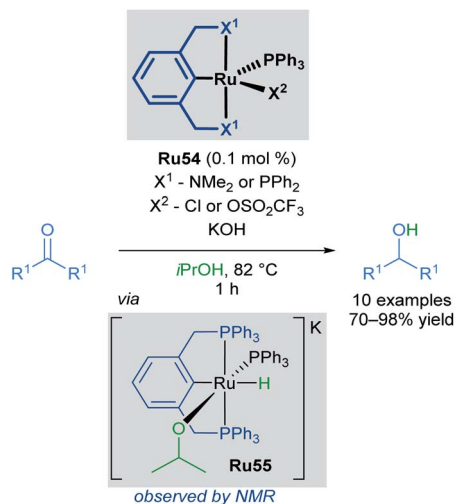
Pincer complexes are widely used and easily tuneable catalysts that offer great control over steric and electronic-properties conferred upon the central metal atom. Complexes that contain a C–M bond are particularly useful, as this strong bond grants excellent thermal stability and prevents decomposition on heating. The first application of ruthenium pincer complexes in transfer hydrogenation reactions was reported by van Koten in 2000 (Scheme 32).⁶³ Pincer complexes containing a C–M bond had been successfully used in various transformations including, but not limited to: dehydrogenation,⁶⁴ aldol reactions,^{65,66} and Heck reactions.⁶⁷ Both alkyl and aryl bearing ketones were reduced with high conversions and turnover frequencies (up to $27\,000\ h^{-1}$), improving upon previous reports which made use of monodentate ruthenium complexes. The authors also report the first spectroscopic observation of the corresponding Ru–H complex **Ru55**, generated upon refluxing **Ru54** in *i*PrOH/KOH, confirming that *i*PrOH serves as the hydrogen source for the formation of this complex.

In the following years, Baratta and co-workers reported several Ru(II) pincer complexes for the transfer hydrogenation of



Scheme 31 Selected example of cross metathesis polypeptides.



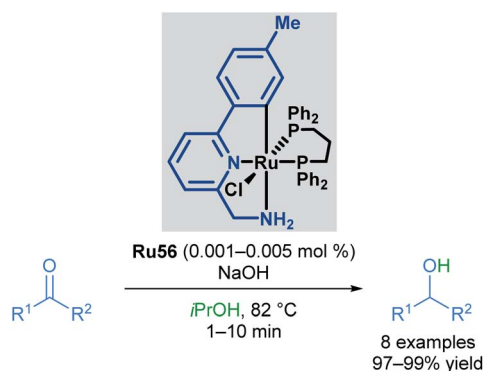


Scheme 32 First reported pincer catalysed transfer hydrogenation.

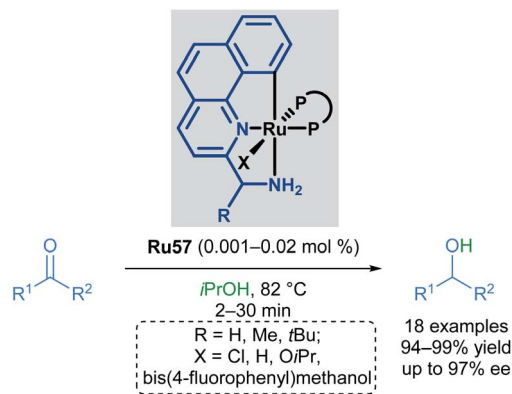
various functional groups. The first report in 2005 described the reduction of ketones to the corresponding alcohols in up to 99% yield (Scheme 33).⁶⁸ The reaction catalysed by **Ru56** was successful for aryl and alkyl ketones, giving high yields; however, bulky ketone groups could not be reduced. The complex could also be generated *in situ* without loss of reactivity. The Ru–H species was also observed by NMR and IR spectroscopy upon mixing the catalyst with NaOiPr in a solution of iPrOH/toluene.

Baratta later reported the transfer hydrogenation reaction of several carbonyl-containing functional groups in 2008, this time making use of a ruthenium pincer complex with benzo[*h*]quinoline-based ligands (Scheme 34).⁶⁹ A number of CNN ruthenium pincer complexes were prepared and their catalytic activities examined. Each of the catalysts reported had similar reactivity, furnishing the desired alcohol in over 94% yield with improved TOF. By switching from dppb to bulky, chiral bisphosphines such as (*R,S*)- or (*S,R*)-Josiphos, (*S,S*)-Skewphos or (*S*)-MeO-BIPHEP, enantioselectivities up to 97% ee could be achieved.

In 2010, Baratta reported another chiral ruthenium pincer complex **Ru58** for the asymmetric transfer hydrogenation of

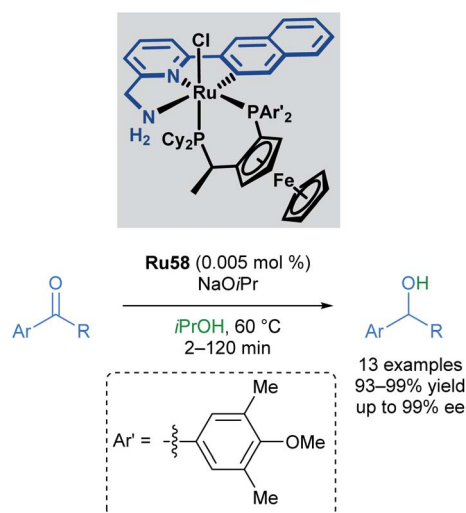


Scheme 33 Baratta's transfer hydrogenation of ketones.

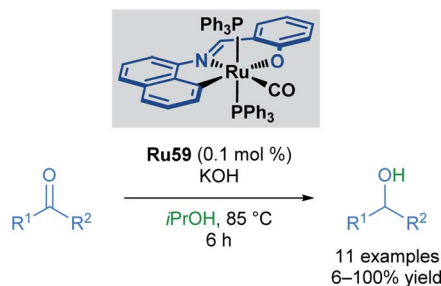
Scheme 34 Benzo[*h*]quinoline pincer catalyst in transfer hydrogenation.

ketones (Scheme 35).⁷⁰ *Ortho*- and *meta*-substitution on the aromatic ketone, as well as heteroarenes, were well-tolerated, giving excellent yields (up to 99%) and enantioselectivities (up to 99%). Attempted reductions of methyl ketones were less successful, leading to significantly lower yields (10–20%) and racemic products.

In 2014, Bhattacharya and co-workers reported the use of a ruthenium ONC pincer catalyst **Ru59** in the transfer hydrogenation of aldehydes and ketones (Scheme 36).⁷¹ These reductions were conducted with low catalyst loadings (0.1 mol%) and a reaction time of 6 hours. Several examples proceeded in comparable yields to the reduction of aromatic ketones and aldehydes. Substituents at the *para* positions were well tolerated (up to quantitative yields), while substituents at the *ortho* position decreased yields (21% yield). Heteroaromatic rings were not tolerated under these reaction conditions, with pyridine and pyrrole-containing aldehydes being unreactive. This was attributed to catalyst inhibition caused by the strong binding ability of these heterocycles to the metal centre.



Scheme 35 Chiral ruthenium pincer complex for asymmetric transfer hydrogenation.



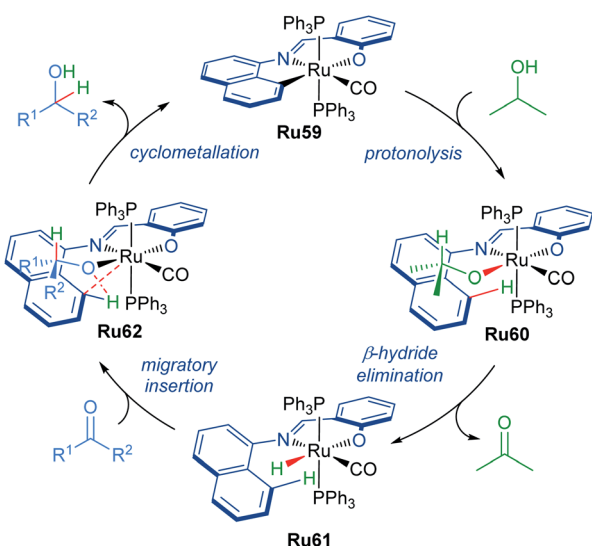
Scheme 36 ONC pincer complex in transfer hydrogenation.

Aliphatic ketones also furnished the desired alcohols, albeit in lower yields (<50%).

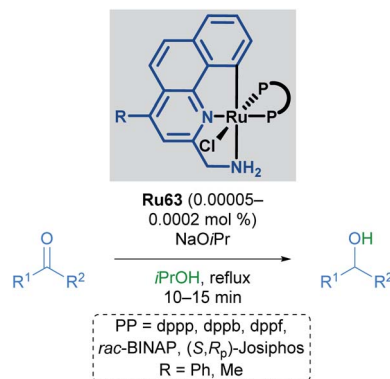
The proposed mechanism for the transformation starts with ruthenium complex **Ru59** as the catalyst precursor (Scheme 37). The C–Ru bond then undergoes protonolysis with *i*PrOH to form intermediate **Ru60**. This is followed by the β -hydride elimination of the isopropoxide ligand to afford complex **Ru61**. The carbonyl group can then insert into the Ru–H bond generating intermediate **Ru62**. Elimination of the product alcohol completes the catalytic cycle, reforming intermediate **Ru59**.

Baratta and co-workers continued to expand their library of complexes, describing several additional cyclometallated ruthenium complexes that could perform transfer hydrogenation (Scheme 38).⁷² A notable advancement made was the transformation of bulky ketones to their corresponding alcohols, as previously reported catalytic methods have struggled in this area. It is worth noting that these catalysts also perform the standard hydrogenation reaction of various ketones at low pressures of hydrogen (up to 96% yield).

Baratta also reported the chemoselective reduction of aldehydes catalysed by a ruthenium pincer complex, a difficult



Scheme 37 Proposed mechanism with cyclometallated ruthenium pincer complex.

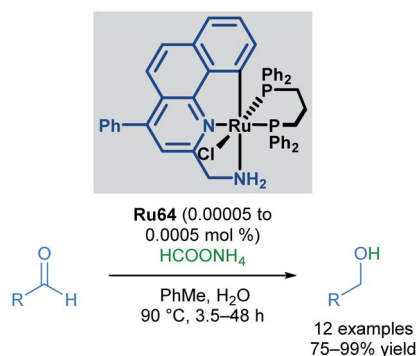


Scheme 38 Improved transfer hydrogenation conditions.

substrate for transfer hydrogenation due to multiple competing side reactions (Scheme 39).⁷³ The desired alcohols were synthesised from the reduction of aliphatic, substituted aromatic, heteroaromatic and conjugated aldehydes, employing inexpensive ammonium formate ($HCOONH_4$) as the hydrogen source. Under these conditions, aldehydes were reduced successfully, with no amination or condensation side products being observed. Nitro, nitrile and alkene groups were also tolerated under these reaction conditions, without competing reduction of these groups or catalyst poisoning. This reaction benefits from operational simplicity, with the potential for industrial applications.

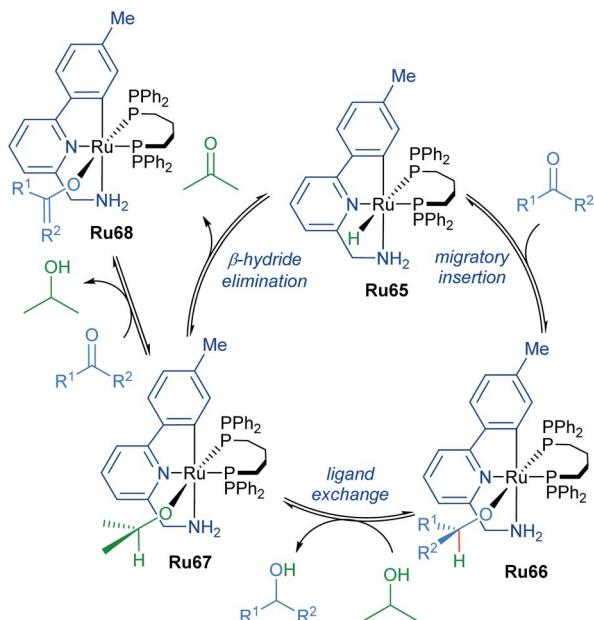
The mechanism of ketone transfer hydrogenation by cyclometallated ruthenium complexes was examined by Waymouth in 2017 (Scheme 40).⁷⁴ Metal hydride **Ru65** reacts reversibly with the ketone substrate in the first step to generate a ruthenium alkoxide **Ru66**. Alkoxide exchange leads to the formation of ruthenium isopropoxide **Ru67**, which is a suspected resting state when isopropanol is present in vast excess. Additionally, an off-path equilibrium leads to the formation of ruthenium enolate **Ru68**, the formation of which is supported by a decrease in reaction rate at high ketone concentrations.

In 2018, the Rit group reported the reduction of aldehydes, ketones and imines using orthometallated ruthenium–NHC complexes **Ru69–Ru71** to achieve transfer hydrogenation (Scheme 41).⁷⁵ Aromatic ketones were reduced in excellent



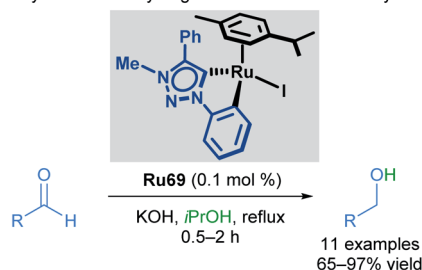
Scheme 39 Transfer hydrogenation of aldehydes.



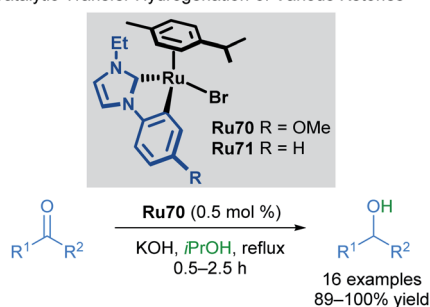


Scheme 40 Transfer hydrogenation by orthometallated Ru-NHC complexes.

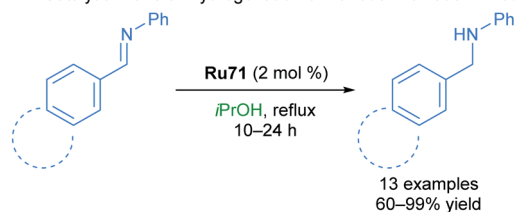
A Catalytic Transfer Hydrogenation of Various Aldehydes



B Catalytic Transfer Hydrogenation of Various Ketones



C Catalytic Transfer Hydrogenation of Various Aromatic Imines

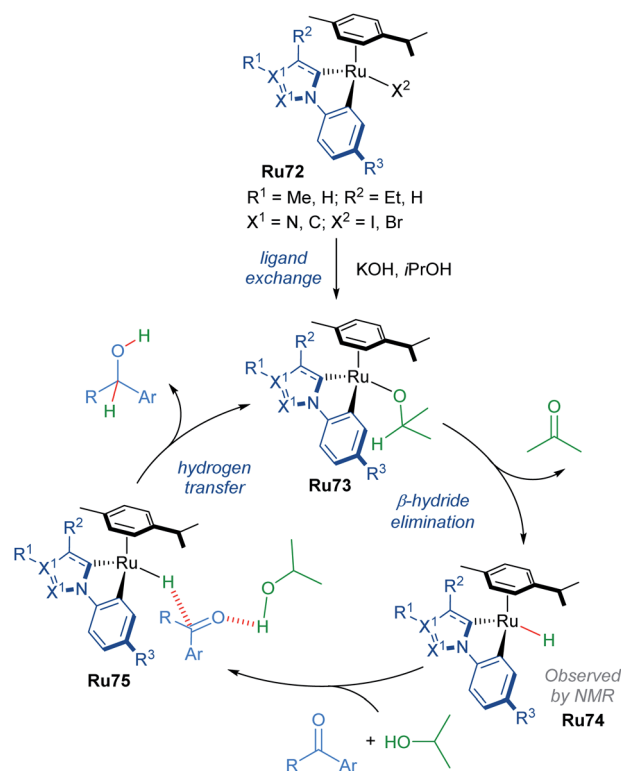


Scheme 41 Effect of ancillary ligand in transfer hydrogenation of unsaturated compounds.

yields, with both electron-rich and electron-deficient groups being well tolerated. Sterically encumbered groups reacted well, as did 2-acetylpyridine, which is known to be a challenging substrate for this type of reaction due to its ability to poison the catalyst. NHC chelation is proposed to prevent catalyst poisoning from occurring. Both electron-rich and electron-poor aromatic and heteroaromatic aldehydes also reacted smoothly under these conditions. Finally, a variety of aromatic imines were reduced to their corresponding primary amines in high yields using catalyst **Ru71**. Electron-rich and electron-poor aromatics were once again well tolerated, furnishing the desired amines; however, heteroaromatic imines for this transformation were not reported.

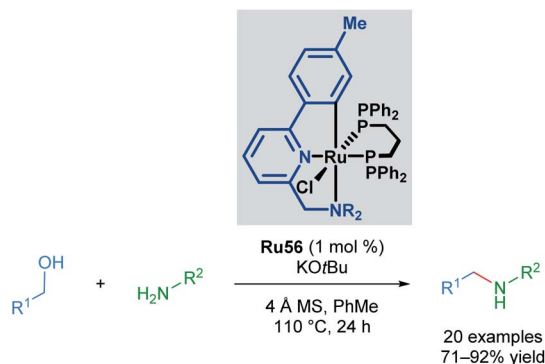
The mechanism of this reduction was elucidated through NMR spectroscopy (Scheme 42). Excess *p*-cymene led to reduced yields, suggesting that dissociation of a *p*-cymene ligand from the catalyst was likely. Addition of mercury (3 equiv. with respect to the substrate) to the reaction had no effect, suggesting the reaction is homogenous. Furthermore, evidence for the formation of a cyclometallated Ru-H complex is given by ^1H NMR experiments, with the characteristic signal being detected after refluxing complex **Ru72** in KOH/*i*PrOH.

The Martín-Matute group reported a selective mono-alkylation of aromatic and heteroaromatic amines with primary alcohols catalysed by Baratta's readily available Ru(II) pincer complex **Ru56**, with no polyalkylation leading to the formation of tertiary amines observed in the presence of excess alcohol (Scheme 43).⁷⁶ This represents an environmentally friendly procedure, as water is produced as the sole by-product.



Scheme 42 Proposed mechanism for cyclometallated complex.



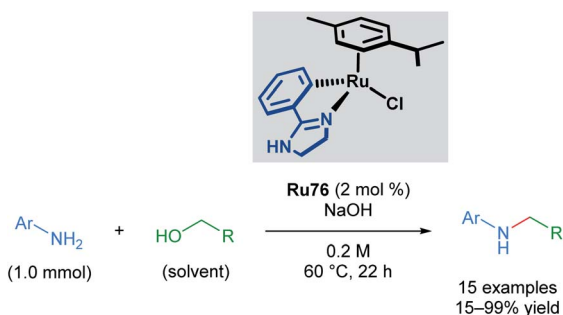


Scheme 43 Alkylation of amine with Baratta's catalyst Ru56.

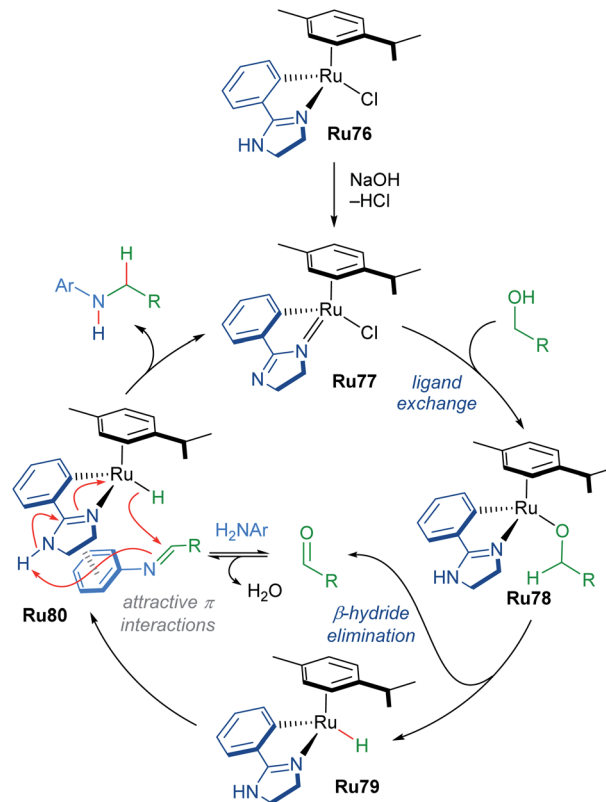
This reaction is thought to proceed *via* the formation and subsequent reduction of an imine by a transient metal hydride. This was the first application of a ruthenium-pincer complex in the reduction of imines. The authors also managed to achieve selective *N,N*-dialkylation where two amine functional groups were present in the substrate when 2 equivalents of the alcohol were used. When amines that cannot be oxidised to form an imine were used, no product was observed, suggesting that the reaction proceeds *via* imine formation and subsequent reduction.

Recently, Beller and co-workers applied cyclometallated imidazoline ruthenium complexes in the *N*-methylation of several aromatic anilines (Scheme 44).⁷⁷ This transformation has literature precedent with other catalysts; however, the use of a cyclometallated ruthenium complex allows milder conditions and a less expensive base to be used. Although steric bulk in the *ortho*-position of the aromatic aniline was poorly tolerated, the reaction proceeded with *meta*- and *para*-substituents. An electron-withdrawing nitro group *para*- to the aniline led to reduced yields of 28%; however, no reduction of the nitro group was observed. Electron-rich anilines were transformed in excellent yields. 4-Amido-aniline was also able to undergo transformation without competing amide functionalisation. Application of this method to primary amines was unsuccessful.

A mechanism for *N*-methylation was proposed by the authors (Scheme 45). The initial step involves reaction of the precatalyst



Scheme 44 Beller's alkylation of a primary amine with alcohols catalysed by a cycloruthenated phenylimidazoline complex.

Scheme 45 Proposed mechanism for *N*-alkylation of amines with alcohols.

with NaOH, which is supported by ¹H NMR experiments in which the precatalyst **Ru76** was pre-mixed with base in MeOD. Next, the alcohol coordinates to the catalyst to form intermediate **Ru78**, which undergoes rate-determining β -hydride elimination, as supported by a KIE value of 1.8 measured for MeOH-*d*₃. This forms a Ru-H species **Ru79**, which reacts with the generated imine through an associative π -interaction between the two species (**Ru80**), yielding the desired product. The reaction was insensitive to the presence of mercury, suggesting that homogeneous catalysts are operative in this process.

Readers are directed to a recent review by de Vries for additional and extensive coverage of ruthenacycles in transfer hydrogenation.⁷⁸

6. Enantioselective cyclopropanation

The prevalence of cyclopropane-containing natural products, agrochemicals and therapeutic agents has driven the continuous development of new methods for enantioselective cyclopropanation. Specifically, metal-catalysed enantioselective cyclopropanation proceeding through diazo decomposition offers direct and stereocontrolled access to optically active and functionalised cyclopropanes.⁷⁹ Since the seminal report by Noyori in 1966,⁸⁰ several chiral metal complexes have been shown to catalyse this transformation, typically using stabilised diazoacetates as carbene precursors. More recently, ruthenium complexes have emerged as viable catalysts for enantioselective

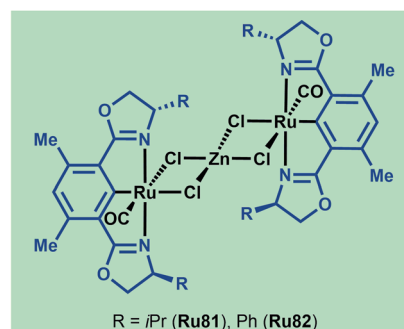


cyclopropanation.⁸¹ The accepted catalytic cycle proceeds through metal-catalysed decomposition of a diazoalkane with concomitant loss of dinitrogen to form an intermediate metal carbenoid. Subsequent carbene transfer to an alkene provides the cyclopropane product, often resulting in preferential formation of the *trans* diastereomer (Scheme 46). Selected examples from the recent literature on enantioselective cyclopropanations catalysed by cycloruthenated complexes will be presented in this section. Readers are also referred to a perspective by Iwasa for his pioneering work on enantioselective cyclopropanations catalysed by Ru(II)-phenyloxazoline (Pheox) complexes presented in this section.⁸²

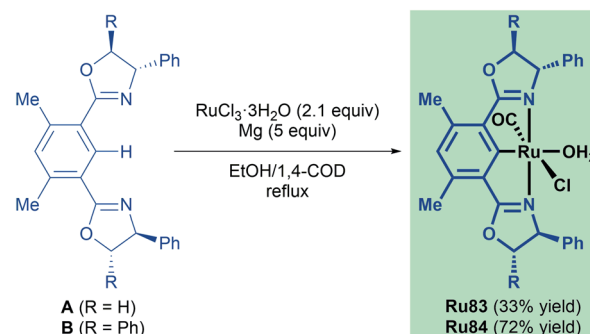
Examples of structurally well-defined cyclometallated ruthenium complexes applied to enantioselective cyclopropanation were reported by the group of Nishiyama in 2010.⁸³ Substitution of the central pyridine ring in the Pybox ligand for a benzene yields chiral bis(oxazolanyl)phenyl NCN pincer ligands (Phebox). The resulting Ru(II)-Phebox complexes (**Ru81** and **Ru82**) had previously been synthesised and characterised as heterobimetallic, dinuclear Ru-Phebox units bridged by ZnCl₄ (Scheme 47). Following this result, the authors synthesised mononuclear aqua complexes **Ru83** and **Ru84** from the magnesium reduction of RuCl₃·3H₂O in an ethanolic solution of 1,4-cyclooctadiene. Each of the complexes (**Ru81**–**Ru84**) possess a Ru–C σ -bond, with a single CO ligand assumed to derive from the oxidation of ethanol to acetaldehyde, followed by decarbonylation. Complexes **Ru81**–**Ru84** were effective catalysts for the *trans*-selective enantioselective cyclopropanation of styrene derivatives using bulky *tert*-butyl diazoacetates. The reported enantioselectivities reached 99% in several instances.

Concurrently, the group of Iwasa reported the use of a polymer-supported, chiral ruthenium-phenyloxazoline complex (Ru-pheox) for enantioselective cyclopropanation in 2010 (Scheme 48).⁸⁴ Polymer-supported chiral catalysts (PSCCs) have been investigated extensively as reusable alternatives to homogeneous catalysts. The authors highlight a new synthetic strategy for the synthesis of a PSCC, wherein a novel Ru(II) phenyloxazoline complex was synthesised as a monomeric species that underwent efficient crosslinking polymerisation with styrene and 1,4-divinylbenzene in the presence of H₂O using AIBN as the initiator. The resulting catalyst **Ru85** was determined to be highly reactive, and catalysed both inter- and intramolecular enantioselective cyclopropanation with excellent diastereo- and enantioselectivity. The long-term stability over three months and re-useability of the PSCC after ten

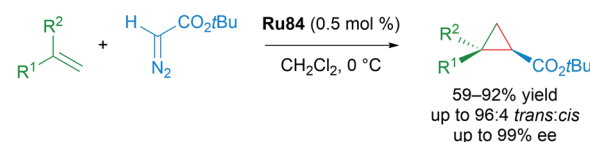
A Ruthenium Phebox Dimer



B Synthesis of Ruthenium Phebox Complexes

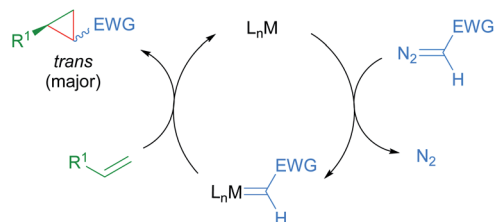


C Enantioselective Cyclopropanation with **Ru84**

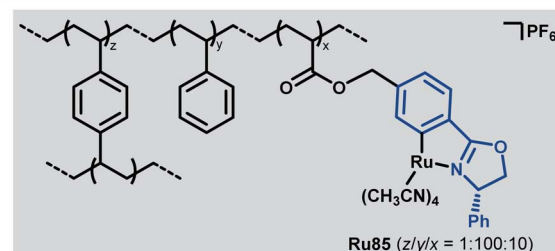
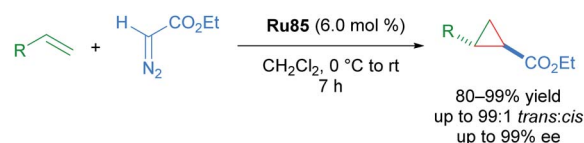


Scheme 47 Nishiyama's Ru-Phebox complexes for enantioselective cyclopropanation of alkenes.

applications was also demonstrated. Higher reactivity relative to other PSCCs examined was attributed to the greater internal surface area of **Ru85** as revealed by scanning electron microscopy. Greater accessibility to the catalyst active site may also account for the higher reactivity observed with Ru(II)-Pheox



Scheme 46 General mechanism for metal-catalysed enantioselective cyclopropanation through diazo decomposition.



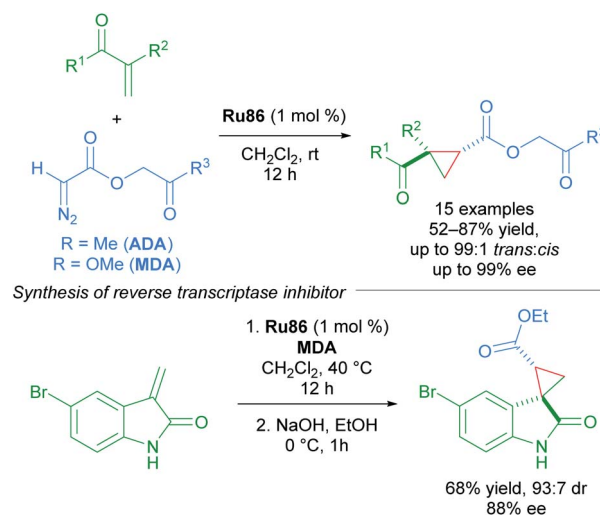
Scheme 48 PSCC applied to enantioselective cyclopropanation.

catalysts compared to bisoxazoline pincer catalysts in homogeneous cyclopropanation.

Building upon this seminal work, the group of Iwasa developed a homogeneous Ru(II)–Pheox catalyst and demonstrated that a well-defined mononuclear catalyst **Ru86** can be synthesised from commercially available starting materials in a few short steps.⁸⁵ Using succinimidyl diazoacetates as carbene precursors, chiral cyclopropanes could be synthesised from various terminal olefins with excellent diastereo- and enantioselectivity under very mild conditions (Scheme 49). In these reactions, succinimidyl chelation is thought to account for enhanced *trans*-diastereoselectivity.

The enantioselective cyclopropanation of electron-deficient olefins represents a key advance in the chemistry of Ru(II)–Pheox complexes. The first use of acetonide diazoacetate (**ADA**) and methyl (diazoacetoxy)acetate (**MDA**) as carbene sources, with **MDA** being better in some cases. In general, the dicarbonyl cyclopropane products can be accessed in high yields with excellent diastereoselectivity (up to >99:1) and enantioselectivity (up to 99% ee). A key application was towards the synthesis of an HIV-1 non-nucleoside reverse transcriptase inhibitor (Scheme 50).⁸⁶

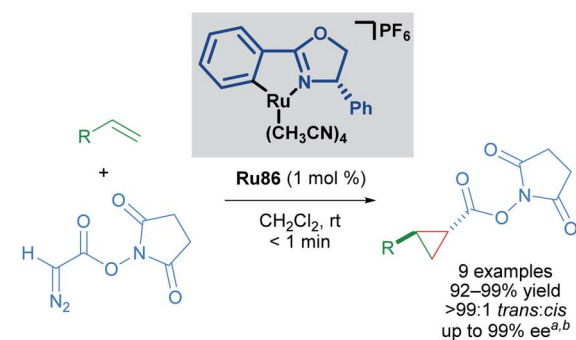
In 2016, a further development in catalyst design came in the form of incorporating an ammonium group into the Ru(II)–Pheox catalysts (Scheme 51).⁸⁷ The quaternary ammonium



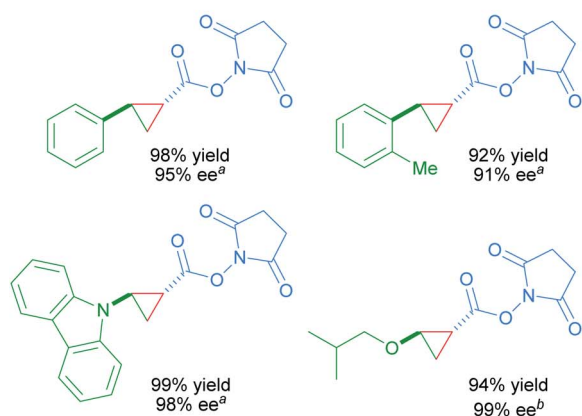
Scheme 50 ADA and MDA as carbene precursors applied to the synthesis of an HIV-1 non-nucleoside reverse transcriptase inhibitor.

group affords catalysts with higher reactivity and stereo-selectivity. The **Ru87** catalyst expanded the scope to include diazo Weinreb amides as coupling partners. The synthetic utility of Weinreb amides was demonstrated through derivatisation experiments.

In 2018, the group of Guo has also utilised Ru(II)–Pheox complex **Ru88** in the synthesis of chiral cyclopropyl pyrimidine nucleoside analogues in good yields and enantioselectivities using α -diazoesters as coupling partners (Scheme 52).⁸⁸ The



Selected examples

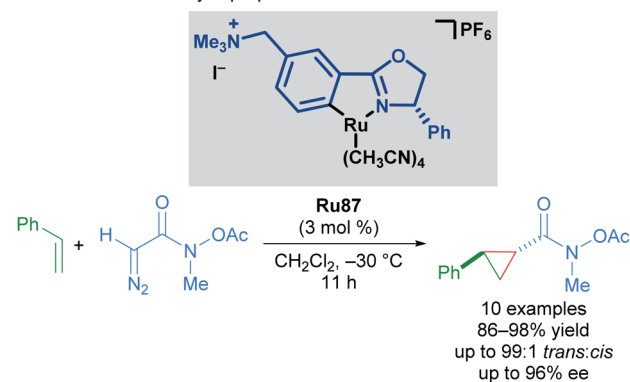


^a ee determined by chiral HPLC after LiAlH₄ reduction to alcohol

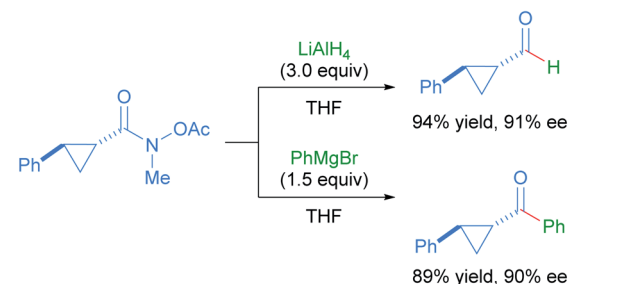
^b ee determined by chiral HPLC after LiAlH₄ reduction/benzoylation

Scheme 49 Enantioselective cyclopropanation of styrenes with succinimidyl diazoacetates catalysed by a homogeneous catalyst **Ru86**.

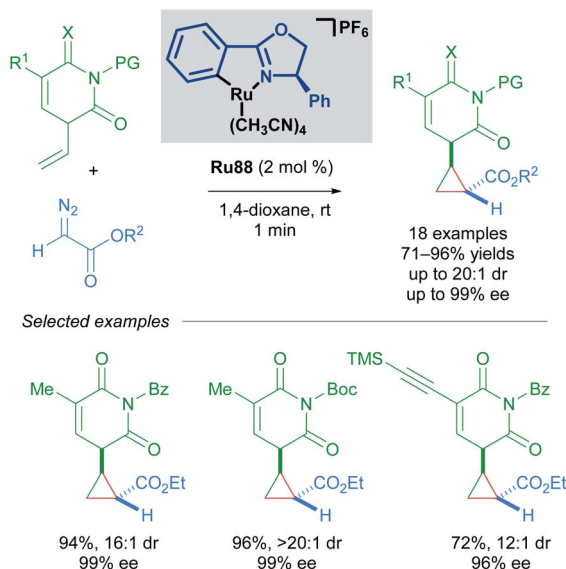
A Enantioselective Cyclopropanation with **Ru85**



B Product Derivatisation



Scheme 51 Enantioselective cyclopropanation with **Ru87** and subsequent product derivatisation.

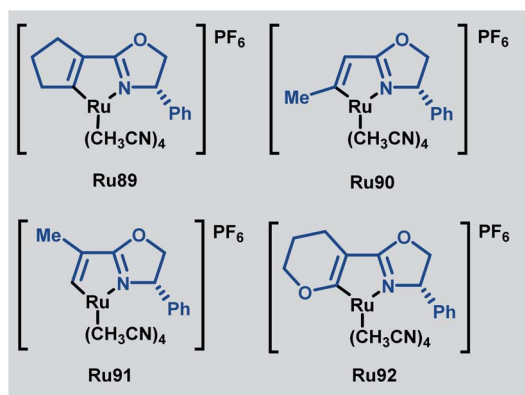


Scheme 52 Guo's enantioselective cyclopropanation of pyrimidine nucleoside analogues.

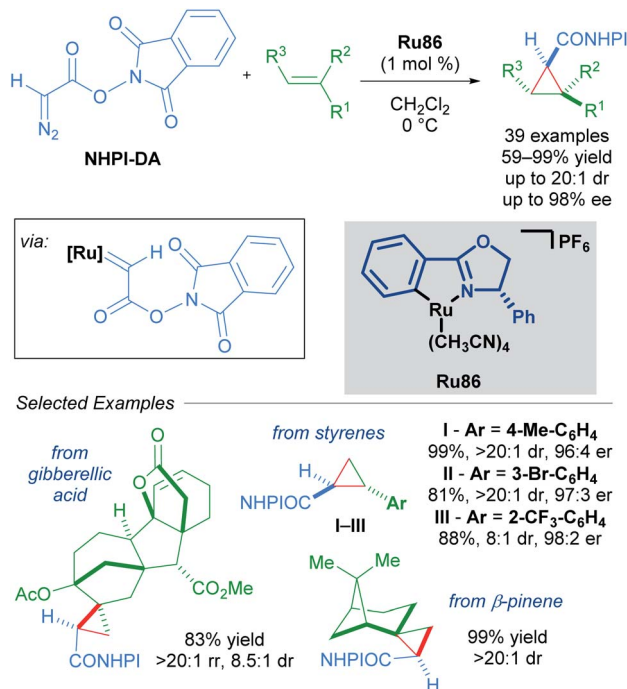
scalability of this method was demonstrated with a gram-scale experiment. Notably, this transformation was rapid and complete within a minute as judged by the cessation of N_2 evolution.

In 2020, a related series of cationic ruthenium complexes containing Ru–C(sp²)–olefin bonds were synthesised through C–H activation of alkenyl oxazoline ligands and applied to enantioselective cyclopropanation (Scheme 53).⁸⁹ Of the newly synthesised complexes (**Ru89–Ru92**), **Ru91** possessed superior reactivity to the standard phenyl-substituted catalyst. The absence of a geminal substituent was found to afford the best enantioselectivities for a range of *trans*-allylic diazoacetates in this transformation.

An impressive breakthrough in late-stage diversification was realised by using redox-active carbene precursors, *N*-hydroxyphthalimido diazoacetate (**NHPI-DA**) reagents. **NHPI-DA** are crystalline solids that can be synthesised on gram scale and



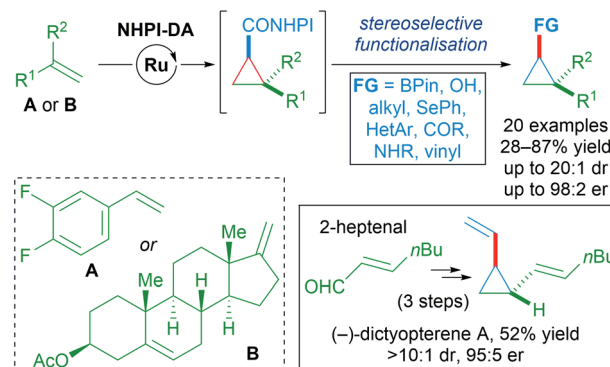
Scheme 53 Ruthenium alkenyl oxazoline complexes for enantioselective cyclopropanation.



Scheme 54 Redox-active carbenes in enantioselective cyclopropanation.

remain bench-stable for several months.⁹⁰ The principal advantage of these reagents lies in the dual capacity of NHPI esters to act as acyl electrophiles and radical precursors. These reagents are equivalent to functionalised carbene transfer reagents. By optimising a single enantioselective cyclopropanation and leveraging the reactivity of the NHPI ester, several new functionalised cyclopropanes could be synthesised in a divergent manner. Initially, commonly used rhodium, copper and palladium catalysts performed poorly when using **NHPI-DA** as the carbene precursor. Further screening revealed Iwasa's electron-rich cycloruthenated complex **Ru86** as a highly reactive catalyst that gave excellent results (Scheme 54).

A wide variety of functional groups could be appended to challenging alkene substrates *via* stepwise enantioselective



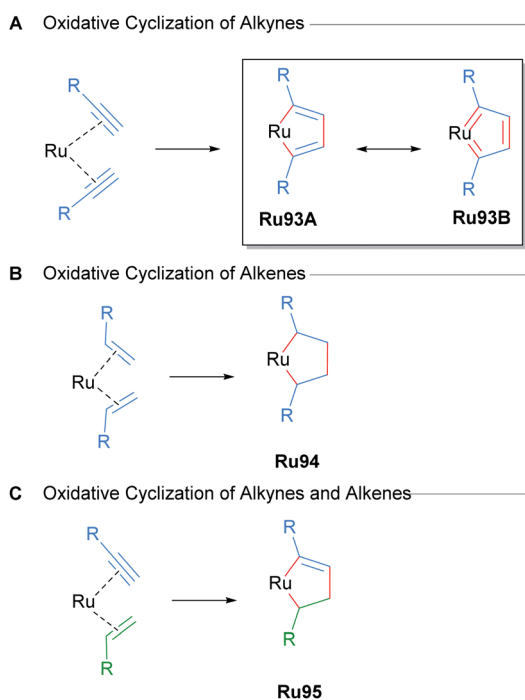
Scheme 55 Stereoselective functionalisation of redox-active cyclopropanes A or B.



cyclopropanation followed by stereoselective functionalisation of the redox-active intermediate. A three-step synthesis of (–)-dictyopterene A was also made possible with these reagents (Scheme 55).⁹⁰

7. Oxidative cyclisation and cycloaddition

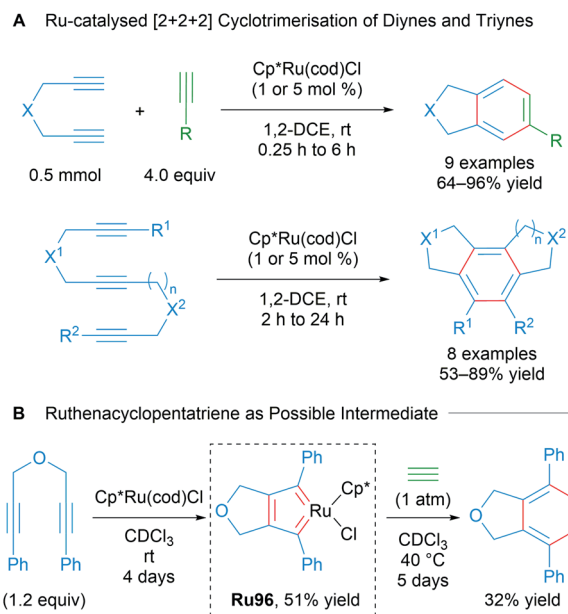
Metal-catalysed cycloadditions are excellent methods for the synthesis of substituted aromatic compounds. Oxidative cyclometallation of alkynes with ruthenium catalysts has historically yielded a wealth of new ruthenacycle complexes. Typically, low valent, electron-rich sources of ruthenium (*e.g.* CpRuX) can react with two equivalents of alkyne in a concerted fashion to form ruthenacycle intermediates with concomitant oxidation of the metal centre (Scheme 56). Subsequent reactions of these ruthenacycle intermediates furnishes functionalised aromatic products. In many instances, these ruthenacycles have proven to be stable enough for isolation. Indeed, a common intermediate for many of these processes is a ruthenacyclopentatriene biscarbene species **Ru93**, which was first reported in 1986 by Singleton (Scheme 56A).⁹¹ Similarly, saturated ruthenacycles can arise from the oxidative cyclisation of alkenes, producing ruthenacyclopentanes **Ru94** (Scheme 56B). Oxidative cyclisation between alkynes and alkenes are also known, and these presumably proceed *via* intermediates such as **Ru95** (Scheme 56C).⁸¹ This section will focus on reports of catalytic cycloaddition processes that involve ruthenacycles as precatalysts or intermediates. Readers are also directed to earlier reviews by Trost^{11a} and Kirchner^{11b} for additional examples.



Scheme 56 Oxidative cyclisation of unsaturated molecules with ruthenium catalysts.

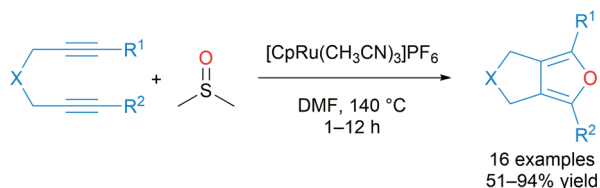
In a comprehensive study from 2003, Itoh and co-workers reported a catalytic protocol for the cyclotrimerisation of diynes and triynes catalysed by Cp^{*}Ru(cod)Cl (Scheme 57A).⁹² The electron-rich Cp^{*}RuCl fragment was identified as the active species in this process. A ruthenabicyclic complex **Ru96** was synthesised through the stoichiometric reaction of Cp^{*}RuCl(cod) with a 1,6-diyne possessing phenyl terminal groups and characterised by XRD as the biscarbene **Ru96**. The reported cyclotrimerisation reaction proceeded under mild conditions with excellent selectivity and functional group compatibility, which was notably difficult to achieve in the catalytic cyclotrimerisation of alkynes. The intermediacy of the ruthenacycle complex **Ru96** was demonstrated in a stoichiometric reaction (Scheme 57B). The authors have also reported various Cp^{*}Ru(cod)Cl-catalysed cyclotrimerisation cascades involving: 1,6-heptadiynes,⁹³ dicyanides,⁹⁴ electron-deficient ketones,⁹⁵ isothiocyanates/CS₂,⁹⁶ and temporary boron-containing tethers.^{97,98}

Nishiyama reported the catalytic [2 + 2 + 1] cycloaddition of 1,6-diynes for the formation of bicyclic furans using DMSO as the oxygen atom donor (Scheme 58A).⁹⁹ A mechanism for bicyclic furan formation *via* **Ru96** was proposed based on both experimental and theoretical studies. An isolated sample of **Ru96** was treated with DMSO (2 equiv.) and AgPF₆ (1.1 equiv.) under the reaction conditions, leading to the formation of a fused furan product, strongly suggestive of its involvement in the catalytic cycle as a key intermediate (Scheme 58B). A plausible mechanism supported by DFT begins with a ruthenacyclopentatriene **Ru98** coordinated to DMSO. Oxygen transfer leads to intermediate **Ru99** with extrusion of DMS. Ligand exchange with intermediate **Ru100** releases the product. This transformation represents a highly atom economical approach towards accessing bicyclic furans through

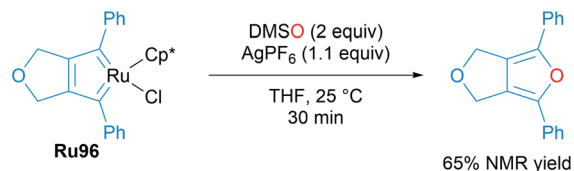


Scheme 57 Itoh's ruthenium-catalysed intramolecular cyclotrimerisation of diynes and triynes and possible biscarbene intermediate.

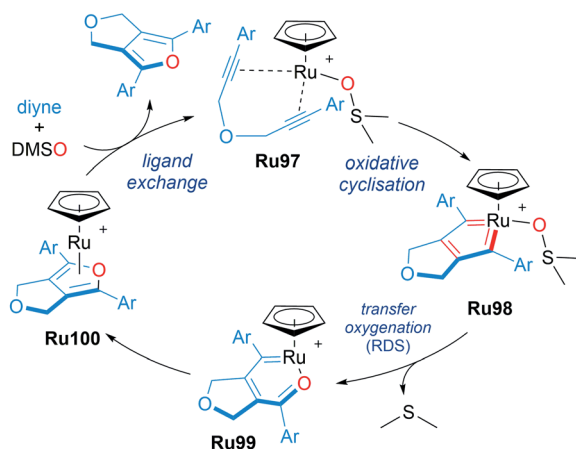
A Transfer Oxygenative Cyclisation of 1,6-Diynes



B Stoichiometric Reaction of Ruthenacyclopentatriene



C Plausible Mechanism for [2+2+1] Bicyclic Furan Formation



Scheme 58 Nishiyama's ruthenium-catalysed transfer oxygenative [2 + 2 + 1] cycloaddition.

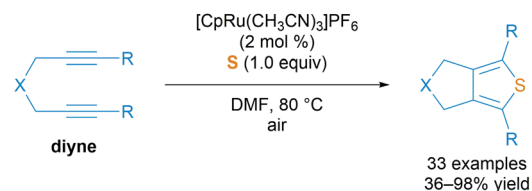
a mechanistically novel transfer oxygenative cycloaddition process (Scheme 58C).

The same group also realised an analogous transformation for the synthesis of fused thiophenes using benzoxazole-2-thione **S** as a sulphur atom donor in 2016 (Scheme 59).¹⁰⁰ Treatment of the previously reported ruthenacyclopentatriene with a thione and AgPF₆ (1.1 equiv.) led to the formation of thiophenes, suggesting its involvement in this atom-transfer [2 + 2 + 1] cycloaddition.

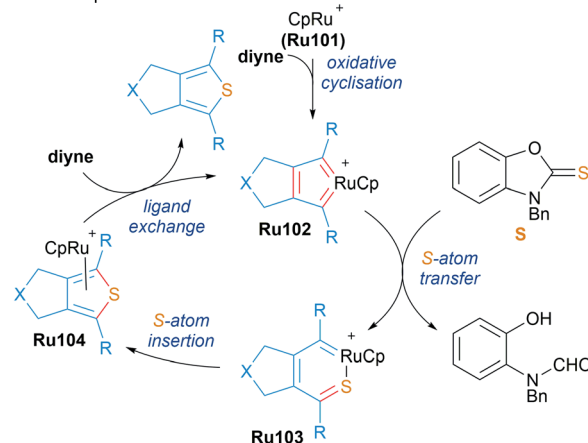
As part of a longstanding program in expanding transition metal-catalysed reductive couplings of carbonyl compounds, Krische reported the likely generation of ruthenacyclopentadienes from 1,6-diynes through transfer hydrogenative coupling (Scheme 60).¹⁰¹ The data corroborate a mechanism in which Ru(0)-mediated oxidative coupling of a 1,6-diyne is followed by successive carbonyl addition between the resulting ruthenacyclopentadiene **Ru106** and a transient dione. The dione can be generated from dehydrogenation of the diol using the 1,6-diyne as an hydrogen acceptor. An analogous strategy was later applied to type II polyketide synthesis.¹⁰²

Various saturated ruthenacycles have also been synthesised in recent years and applied towards catalytic bond formation. In

A Catalytic [2+2+1]-S-Atom Transfer

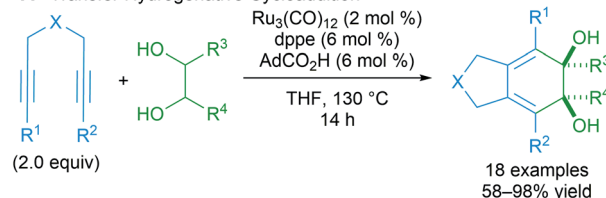


B Proposed Mechanism

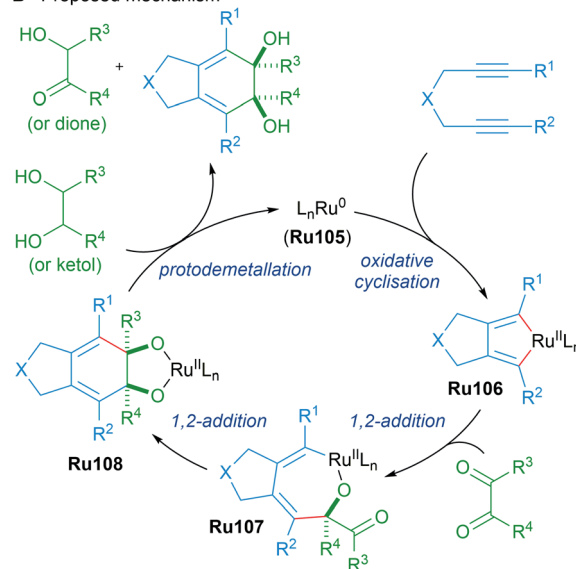


Scheme 59 Sulphur atom transfer catalytic [2 + 2 + 1] cycloaddition for the synthesis of thiophenes.

A Transfer Hydrogenative Cycloaddition

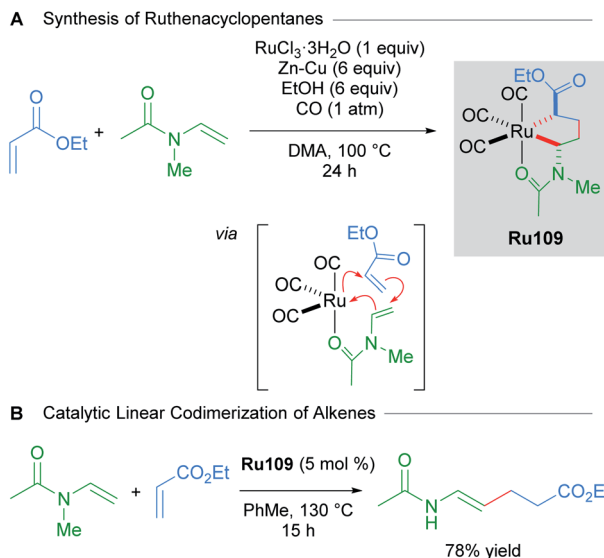


B Proposed mechanism



Scheme 60 Krische's transfer hydrogenative cycloaddition.

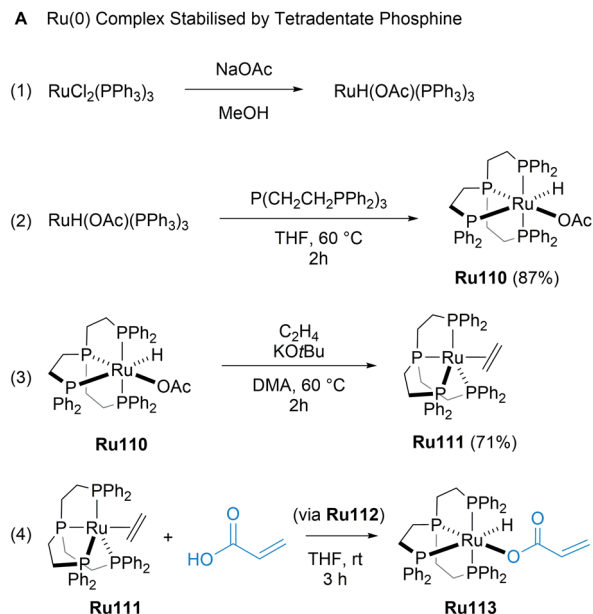




Scheme 61 Linear codimerisation of alkenes by ruthenacyclopentane complexes.

2017, Ura reported that ruthenacyclopentanes can be synthesised by the reaction of $\text{RuCl}_3 \cdot n\text{H}_2\text{O}$ with Zn–Cu, *N*-vinylacetamides and electron-deficient alkenes (e.g. ethyl acrylate, dimethyl fumarate, and dimethyl maleate) under a CO atmosphere (Scheme 61A).¹⁰³ The three CO ligands were found to coordinate in a *fac* fashion, with additional stabilisation provided by the coordination of the acetamide oxygen atom. The resulting complexes **Ru109** were air- and moisture-stable, and were even amenable to purification by silica gel chromatography under ambient conditions. Alternatively, **Ru109** could also be synthesised from $[\text{RuCl}_2(\text{CO})_3]_2$. The linear codimerisation of alkenes catalysed by complexes **Ru109** proceeded in good yields (Scheme 61B). The authors suggest that a metalla-cycle mechanism for alkene codimerisation that proceeds through β -hydride elimination, followed by reductive elimination is likely, although the alternative possibilities have not been ruled out. This report represents a rare example of an exceptionally stable and isolable ruthenacyclopentane used in a catalytic bond-forming application.

In 2019, Iwasawa reported the synthesis of ruthenolactones from the oxidative cyclisation of ethylene with CO_2 in the presence of electron-rich Ru(0) complexes with tetradentate phosphines (Scheme 62A).¹⁰⁴ Treatment of ruthenolactones with a strong potassium base led to the release of potassium acrylates, thereby transforming CO_2 into a valuable commodity chemical. This was the first example of catalytic acrylate synthesis from ethylene and CO_2 using a ruthenium-based catalyst; however, the authors noted that the TON of 6 was low compared to existing palladium or nickel catalysts. In 2020, the same authors reported a follow up mechanistic study of this process that uses the readily prepared ruthenolactone complex **Ru111** for stoichiometric reactions.¹⁰⁵ The proposed catalytic cycle proceeds through an initial oxidative cyclisation of ethylene and CO_2 to afford ruthenolactone **Ru112**, followed by β -H elimination to form the hydrido acrylate complex **Ru113**.



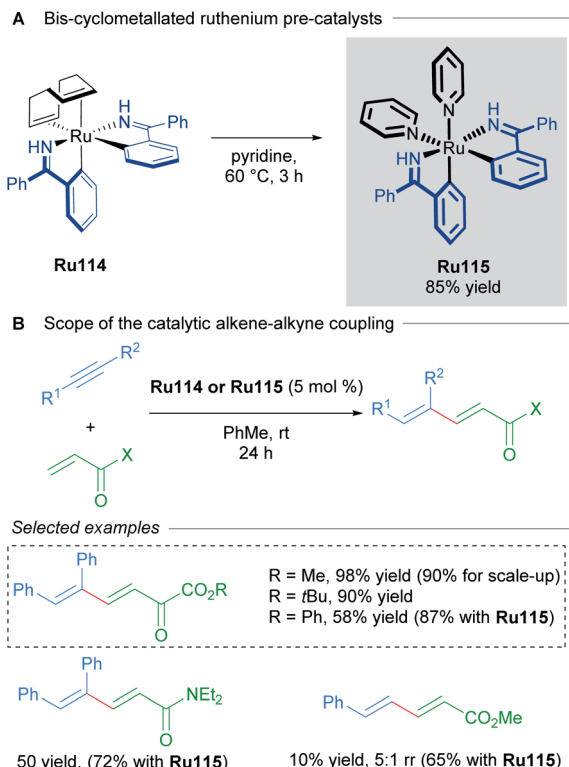
Scheme 62 Ru-catalyzed synthesis of potassium acrylate via oxidative cyclisation.

Lastly, reductive elimination with a strong base leads to ethylene-bound, zero valent ruthenium species **Ru111** to start the cycle anew (Scheme 62B). An alternative mechanism wherein deprotonation of ruthenolactone **Ru112** by strong base was also plausible, although this likely depends on the strength of the base.

Bis-cyclometallated complexes have also been implicated in oxidative cyclisations. In 2014, Zhao reported the synthesis of bis-cyclometallated ruthenium complexes of benzophenone imine and used these as precatalysts for alkene–alkyne coupling (Scheme 63).¹⁰⁶ Higher temperatures were required with non-cyclometallated precatalysts in this transformation. Optimisation revealed that pre-treating a previously reported complex¹⁰⁷ **Ru114** at 80 °C leads to *in situ* formation of a bis-cyclometallated complex **Ru115** (Scheme 63A), which catalyses the 1,3-diene synthesis at room temperature (Scheme 63B).

The wide variety of isolated ruthenacycles that have been applied to catalytic cycloaddition processes continues to grow, and it is expected that further developments in this exciting area will continue into the foreseeable future.





Scheme 63 Bis-cyclometallated ruthenium complexes for alkyne-alkene coupling.

8. Conclusions and outlook

The use of cyclometallated ruthenium complexes in catalytic bond-forming processes has become increasingly widespread. In the last decade alone, significant advancements in C-H activation, Z-selective olefin metathesis, asymmetric cyclopropanations, cycloadditions, transfer hydrogenation, and chiral-at-metal catalysis have been realised with cycloruthenated complexes. In this review, we have provided an overview of these key research areas that take advantage of cycloruthenated complexes for organic synthesis. While the catalytic applications of these complexes are numerous, only a detailed understanding of the reactivity and behaviour of these complexes will enable their wider use in other chemical transformations. We hope the rich chemistry of cycloruthenated complexes presented here will inspire future developments in this field.

Author contributions

M. T. F., P. D.-L., G. M., and A. Y. contributed equally to the writing of this manuscript. A. Y. conceived the idea and created the outline with equal contributions from M. T. F., P. D.-L., and G. M., with input and direction from I. L.

Conflicts of interest

There are no conflicts to declare.

Acknowledgements

We gratefully acknowledge the Engineering and Physical Sciences Research Council (EPSRC, EP/S02011X/1) for funding and the European Research Council (ERC) for an advanced grant (RuCat) to I. L.

Notes and references

- (a) L. S. Hegedus, in *Comprehensive Organometallic Chemistry II*, ed. E. W. Abel, F. G. A. Stone and G. Wilkinson, Elsevier, Amsterdam, 1995, vol. 12; (b) J. Hagen, in *Industrial Catalysis*, ed. J. Hagen, Wiley-VCH, Weinheim, 2015, ch. 2.
- (a) A. D. Ryabov, *Chem. Rev.*, 1990, **90**, 403–424; (b) S. Trofimenko, *Inorg. Chem.*, 1973, **12**, 1215–1221.
- M. Albrecht, *Chem. Rev.*, 2010, **110**, 576–623.
- (a) W. A. Herrmann, C. Brossmer, C.-P. Reisinger, T. H. Riermeier, K. Öfele and M. Beller, *Chem.-Eur. J.*, 1997, **3**, 1357–1364; (b) R. Martin and S. L. Buchwald, *Acc. Chem. Res.*, 2008, **41**, 1461–1473; (c) D. S. Surry and S. L. Buchwald, *Angew. Chem., Int. Ed.*, 2008, **47**, 6338–6361.
- Engelhard Industrial Bullion (EIB) Prices (USD per Troy Ounce), <https://apps.catalysts.basf.com/apps/eibprices/mp/>, accessed 29/07/2021, ruthenium = 750.00, platinum = 1051.00, palladium = 2626.00, rhodium = 18400.00.
- For representative reviews on C-H activation, see: (a) D. Alberico, M. E. Scott and M. Lautens, *Chem. Rev.*, 2007, **107**, 174–238; (b) L. Ackermann, R. Vicente and A. R. Kapdi, *Angew. Chem., Int. Ed.*, 2009, **48**, 9792–9826; (c) W. R. Gutekunst and P. S. Baran, *Chem. Soc. Rev.*, 2010, **40**, 1976–1991; (d) T. W. Lyons and M. S. Sanford, *Chem. Rev.*, 2010, **110**, 1147–1169; (e) T. C. Boorman and I. Larrosa, *Chem. Soc. Rev.*, 2011, **40**, 1910–1925; (f) J. Wencel-Delord, T. Droge, F. Liu and F. Glorius, *Chem. Soc. Rev.*, 2011, **40**, 4740–4761; (g) P. B. Arockiam, C. Bruneau and P. H. Dixneuf, *Chem. Rev.*, 2012, **112**, 5879–5918; (h) K. M. Engle, T.-S. Mei, M. Wasa and J.-Q. Yu, *Acc. Chem. Res.*, 2012, **45**, 788–802; (i) S. A. Girard, T. Knauber and C.-J. Li, *Angew. Chem., Int. Ed.*, 2014, **53**, 74–100; (j) F. Kakiuchi, T. Kochi and S. Murai, *Synlett*, 2014, **25**, 2390–2414; (k) X.-S. Zhang, K. Chen and Z. Shi, *Chem. Sci.*, 2014, **5**, 2146–2159; (l) T. Gensch, M. N. Hopkinson, F. Glorius and J. Wencel-Delord, *Chem. Soc. Rev.*, 2016, **45**, 2900–2936; (m) H. Yi, G. Zhang, H. Wang, Z. Huang, J. Wang, A. K. Singh and A. Lei, *Chem. Rev.*, 2017, **117**, 9016–9085; (n) F. F. Khan, S. K. Sinha, G. K. Lahiri and D. Maiti, *Chem.-Asian J.*, 2018, **13**, 2243–2256; (o) P. Gandeepan, T. Müller, D. Zell, G. Cera, S. Warratz and L. Ackermann, *Chem. Rev.*, 2019, **119**, 2192–2452.
- For representative reviews on chiral-at-metal asymmetric catalysis, see: (a) A. K. Ghosh, P. Mathivanan and J. Cappiello, *Tetrahedron: Asymmetry*, 1998, **9**, 1–5; (b) L. Gong, L.-A. Chen and E. Meggers, *Angew. Chem., Int. Ed.*, 2014, **53**, 10868–10874; (c) L. Zhang and E. Meggers,



- Acc. Chem. Res.*, 2017, **50**, 320–330; (d) L. Zhang and E. Meggers, *Chem.-Asian J.*, 2017, **12**, 2335–2342.
- 8 For representative reviews on Z-selective olefin metathesis, see: (a) H. Katayama and F. Ozawa, *Coord. Chem. Rev.*, 2004, **248**, 1703–1715; (b) S. Shahane, C. Bruneau and C. Fischmeister, *ChemCatChem*, 2013, **5**, 3436–3459; (c) M. B. Herbert and R. H. Grubbs, *Angew. Chem., Int. Ed.*, 2015, **54**, 5018–5024; (d) T. P. Montgomery, A. M. Johns and R. H. Grubbs, *Catalysts*, 2017, **7**, 87.
- 9 For representative reviews on transfer hydrogenation, see: (a) R. Noyori and S. Hashiguchi, *Acc. Chem. Res.*, 1997, **30**, 97–102; (b) D. Wang and D. Astruc, *Chem. Rev.*, 2015, **115**, 6621–6686.
- 10 For representative reviews on asymmetric cyclopropanation, see: (a) M. P. Doyle and M. N. Protopopova, *Tetrahedron*, 1998, **54**, 7919–7946; (b) H. Pellissier, *Tetrahedron*, 2008, **64**, 7041–7095.
- 11 For representative reviews on ruthenium-catalysed oxidative cycloadditions and cyclisations, see: (a) B. M. Trost, F. D. Toste and A. B. Pinkerton, *Chem. Rev.*, 2001, **101**, 2067–2096; (b) R. Schmid and K. Kirchner, *Eur. J. Inorg. Chem.*, 2004, **13**, 2609–2626.
- 12 J.-P. Djukic, J.-B. Sortais, L. Barloy and M. Pfeffer, *Eur. J. Inorg. Chem.*, 2009, 817–853.
- 13 S. Murai, F. Kakiuchi, S. Sekine, Y. Tanaka, A. Kamatani, M. Sonoda and N. Chatani, *Nature*, 1993, **366**, 529–531.
- 14 F. Kakiuchi, T. Kochi, E. Mizushima and S. Murai, *J. Am. Chem. Soc.*, 2010, **132**, 17741–17750.
- 15 N. Hofmann and L. Ackermann, *J. Am. Chem. Soc.*, 2013, **135**, 5877–5884.
- 16 J. Li, S. Warratz, D. Zell, S. D. Sarkar, E. E. Ishikawa and L. Ackermann, *J. Am. Chem. Soc.*, 2015, **137**, 13894–13901.
- 17 G.-W. Wang, M. Wheatley, M. Simonetti, D. M. Cannas and I. Larrosa, *Chem*, 2020, **6**, 1459–1468.
- 18 K. Korvorapu, M. Moselage, J. Struwe, T. Rogge, A. M. Messinis and L. Ackermann, *Angew. Chem., Int. Ed.*, 2020, **59**, 18795–18803.
- 19 An *ortho/meta* selectivity switch has also been observed by changing reaction additives when using benzyl halides as coupling partners. See: K. Korvorapun, R. Kuniyil and L. Ackermann, *ACS Catal.*, 2020, **10**, 435–440.
- 20 M. Wheatley, M. T. Findlay, R. Lopez-Rodriguez, D. M. Cannas, M. Simonetti and I. Larrosa, *Chem Catalysis*, 2021, **1**, 1–13.
- 21 S. Oi, S. Fukita, N. Hirata, N. Watanuki, S. Miyano and Y. Inoue, *Org. Lett.*, 2001, **3**, 2579–2581.
- 22 S. Oi, Y. Ogino, S. Fukita and Y. Inoue, *Org. Lett.*, 2002, **4**, 1783–1785.
- 23 S. Oi, E. Aizawa, Y. Ogino, S. Fukita and Y. Inoue, *J. Org. Chem.*, 2005, **70**, 3113–3119.
- 24 P. Nareddy, F. Jordan and M. Szostak, *ACS Catal.*, 2017, **7**, 5721–5745.
- 25 L. Ackermann, R. Vicente, H. K. Potukuchi and V. Pirovano, *Org. Lett.*, 2010, **12**, 5032–5035.
- 26 E. F. Flegéau, C. Bruneau, P. H. Dixneuf and A. Jutand, *J. Am. Chem. Soc.*, 2011, **133**, 10161–10170.
- 27 M. Simonetti, D. M. Cannas, X. Just-Baringo, I. J. Vitorica-Yrezabal and I. Larrosa, *Nat. Chem.*, 2018, **10**, 724–731.
- 28 K. Korvorapun, J. Struwe, R. Kuniyil, A. Zangarelli, A. Casnati, M. Waeterschoot and L. Ackermann, *Angew. Chem., Int. Ed.*, 2020, **59**, 18103–18109.
- 29 A. Sagadevan, A. Charitou, F. Wang, M. Ivanova, M. Vuagnat and M. F. Greaney, *Chem. Sci.*, 2020, **11**, 4439–4443.
- 30 O. Saidi, J. Marafie, A. E. W. Ledger, P. M. Liu, M. F. Mahon, G. Kociok-Köhn, M. K. Whittlesey and C. G. Frost, *J. Am. Chem. Soc.*, 2011, **133**, 19298–19301.
- 31 P. Marcé, A. J. Paterson, M. F. Mahona and C. G. Frost, *Catal. Sci. Technol.*, 2016, **6**, 7068–7076.
- 32 J. A. Leitch and C. G. Frost, *Chem. Soc. Rev.*, 2017, **46**, 7145–7153.
- 33 (a) Z. Fan, J. Ni and A. Zhang, *J. Am. Chem. Soc.*, 2016, **138**, 8470–8475; (b) K. Jing, Z.-Y. Li and G.-W. Wang, *ACS Catal.*, 2018, **8**, 11875–11881.
- 34 K. Korvorapun, R. C. Samanta, T. Rogge and L. Ackermann, *Synthesis*, 2021, **53**, 2911–2934.
- 35 T. Zhou, L. Li, B. Li, H. Song and B. Wang, *Organometallics*, 2018, **37**, 476–481.
- 36 A. Anukumar, M. Tamizmani and M. Jeganmohan, *J. Org. Chem.*, 2018, **83**, 8567–8580.
- 37 X. Tan, X. Hou, T. Rogge and L. Ackermann, *Angew. Chem., Int. Ed.*, 2021, **60**, 4619–4624.
- 38 J. M. Zakis, T. Smejkal and J. Wencel-Delord, *Chem. Commun.*, 2022, **58**, 483–490.
- 39 For other reviews in chiral-at-metal, see: (a) E. B. Bauer, *Chem. Soc. Rev.*, 2012, **41**, 3153–3167; (b) L. Gong, L.-A. Chen and E. Meggers, *Angew. Chem., Int. Ed.*, 2014, **53**, 10868–10874; (c) L. Zhang and E. Meggers, *Chem.-Asian J.*, 2017, **12**, 2335–2342.
- 40 M. Chavarot, S. Ménage, O. Hamelin, F. Charnay, J. Pécaut and M. Fontecave, *Inorg. Chem.*, 2003, **42**, 4810–4816.
- 41 L. Zhang and E. Meggers, *Acc. Chem. Res.*, 2017, **50**, 320–330.
- 42 Y. Zheng, Y. Tan, K. Harms, M. Marsch, R. Riedel, L. Zhang and E. Meggers, *J. Am. Chem. Soc.*, 2017, **139**, 4322–4325.
- 43 S. Chen, Y. Zheng, T. Cui, E. Meggers and K. N. Houk, *J. Am. Chem. Soc.*, 2018, **140**, 5146–5152.
- 44 Z. Zhou, S. Chen, J. Qin, X. Nie, X. Zheng, K. Harms, R. Riedel, K. N. Houk and E. Meggers, *Angew. Chem., Int. Ed.*, 2019, **58**, 1088–1093.
- 45 J. Qin, Z. Zhou, T. Cui, M. Hemming and E. Meggers, *Chem. Sci.*, 2019, **10**, 3202–3207.
- 46 Y. Tan, S. Chen, Z. Zhou, Y. Hong, S. Ivlev, K. N. Houk and E. Meggers, *Angew. Chem., Int. Ed.*, 2020, **59**, 21706–21710.
- 47 Z. Zhou, Y. Tan, T. Yamahira, S. Ivlev, X. Xie, R. Riedel, M. Hemming, M. Kimura and E. Meggers, *Chem*, 2020, **6**, 2024–2034.
- 48 Z. Zhou, S. Chen, Y. Hong, E. Winterling, Y. Tan, M. Hemming, K. Harms, K. N. Houk and E. Meggers, *J. Am. Chem. Soc.*, 2019, **141**, 19048–19057.
- 49 E. Winterling, S. Ivlev and E. Meggers, *Organometallics*, 2021, **40**, 1148–1155.
- 50 R. E. Rinehart and H. P. Smith, *J. Polym. Sci., Part B: Polym. Phys.*, 1965, **3**, 1049–1052.



- 51 F. W. Michelotti and W. P. Keaveney, *J. Polym. Sci., Part A: Gen. Pap.*, 1965, **3**, 895–905.
- 52 For reviews of ruthenium catalysts in metathesis see: (a) T. M. Trnka and R. H. Grubbs, *Acc. Chem. Res.*, 2001, **34**, 18–29; (b) F. B. Hamad, T. Sun, S. Xiao and F. Verpoort, *Coord. Chem. Rev.*, 2013, **257**, 2274–2292; (c) M. B. Herbert and R. H. Grubbs, *Angew. Chem., Int. Ed.*, 2015, **54**, 5018–5024; (d) V. Paradiso, C. Costabile and F. Grisi, *Beilstein J. Org. Chem.*, 2018, **14**, 3122–3149.
- 53 K. Endo and R. H. Grubbs, *J. Am. Chem. Soc.*, 2011, **133**, 8525–8527.
- 54 B. K. Keitz, K. Endo, M. B. Herbert and R. H. Grubbs, *J. Am. Chem. Soc.*, 2011, **133**, 9686–9688.
- 55 B. K. Keitz, K. Endo, P. R. Patel, M. B. Herbert and R. H. Grubbs, *J. Am. Chem. Soc.*, 2012, **134**, 693–696.
- 56 V. M. Marx, M. B. Herbert, B. K. Keitz and R. H. Grubbs, *J. Am. Chem. Soc.*, 2013, **135**, 94–97.
- 57 J. Hartung and R. H. Grubbs, *J. Am. Chem. Soc.*, 2013, **135**, 10183–10185.
- 58 J. Hartung, P. K. Dornan and R. H. Grubbs, *J. Am. Chem. Soc.*, 2014, **136**, 13029–13037.
- 59 B. L. Quigley and R. H. Grubbs, *Chem. Sci.*, 2014, **5**, 501–506.
- 60 P. K. Dornan, Z. K. Wickens and R. H. Grubbs, *Angew. Chem., Int. Ed.*, 2015, **54**, 7134–7138.
- 61 Y. Xu, Q. Gan, A. E. Samkian, J. H. Ko and R. H. Grubbs, *Angew. Chem., Int. Ed.*, 2022, **61**, e202113089.
- 62 S. L. Mangold, D. J. O'Leary and R. H. Grubbs, *J. Am. Chem. Soc.*, 2014, **136**, 12469–12478.
- 63 P. Dani, T. Karlen, R. A. Gossage, S. Gladiali and G. van Koten, *Angew. Chem., Int. Ed.*, 2000, **39**, 743–745.
- 64 F. Liu, E. B. Pak, B. Singh, C. M. Jensen and A. S. Goldman, *J. Am. Chem. Soc.*, 1999, **121**, 4086–4987.
- 65 J. M. Longmire, X. Zhang and M. Shang, *Organometallics*, 1998, **17**, 4374–4379.
- 66 F. Gorla, A. Togni, L. M. Venanzi, A. Albinati and F. Lianza, *Organometallics*, 1994, **13**, 1607–1616.
- 67 F. Liu, E. B. Pak, B. Singh, C. M. Jensen and A. S. Goldman, *J. Am. Chem. Soc.*, 1999, **121**, 4086–4087.
- 68 W. Baratta, G. Chelucci, S. Gladiali, K. Siega, M. Toniutti, M. Zanette, E. Zangrando and P. Rigo, *Angew. Chem.*, 2005, **117**, 6370–6375.
- 69 W. Baratta, M. Ballico, S. Baldino, G. Chelucci, E. Herdtweck, K. Seiga, S. Magnolia and P. Rigo, *Chem.–Eur. J.*, 2008, **14**, 9148–9160.
- 70 W. Baratta, F. Benedetti, A. Del Zotto, L. Fanfoni, F. Felluga, S. Magnolia, E. Putignano and P. Rigo, *Organometallics*, 2010, **29**, 3563–3570.
- 71 J. Dutta, M. G. Richmond and S. Bhattacharya, *Eur. J. Inorg. Chem.*, 2014, 4600–4610.
- 72 S. Facchetti, V. Jurcik, S. Baldino, S. Giboulot, H. G. Nedden, A. Zanotti-Gerosa, A. Blackaby, R. Bryan, A. Boogaard, D. B. McLaren, E. Moya, S. Reynolds, K. S. Sandham, P. Martinuzzi and W. Baratta, *Organometallics*, 2016, **35**, 277–287.
- 73 S. Baldino, S. Facchetti, H. G. Nedden, A. Zanotti-Gerosa and W. Baratta, *ChemCatChem*, 2016, **8**, 3195–3198.
- 74 K. M. Waldie, K. R. Flajslik, E. McLoughlin, C. E. D. Chidsey and R. M. Waymouth, *J. Am. Chem. Soc.*, 2017, **139**, 738–748.
- 75 S. Bauri, S. N. R. Donthireddy, P. M. Illam and A. Rit, *Inorg. Chem.*, 2018, **57**, 14582–14593.
- 76 S. Agrawal, M. Lenormand and B. Martín-Matute, *Org. Lett.*, 2012, **14**, 1456–1459.
- 77 P. Piehl, R. Amuso, A. Spannenberg, B. Gabriele, H. Neumann and M. Beller, *Catal. Sci. Technol.*, 2021, **11**, 2512–2517.
- 78 V. Ritleng and J. G. de Vries, *Molecules*, 2021, **26**, 4076.
- 79 H. Pellissier, *Tetrahedron*, 2008, **64**, 7041–7095.
- 80 H. Nozaki, S. Moriuti, H. Takaya and R. Noyori, *Tetrahedron Lett.*, 1966, **7**, 5239–5244.
- 81 G. Maas, *Chem. Soc. Rev.*, 2004, **33**, 183–190.
- 82 S. Iwasa, *Acc. Chem. Res.*, 2016, **49**, 2080–2090.
- 83 J. Ito, S. Ujiie and H. Nishiyama, *Chem.–Eur. J.*, 2010, **16**, 4986–4990.
- 84 A. Abu-Elfotouh, K. Phomkeona, K. Shibatomi and S. Iwasa, *Angew. Chem., Int. Ed.*, 2010, **49**, 8439–8443.
- 85 S. Chanthamath, K. Phomkeona, K. Shibatomi and S. Iwasa, *Chem. Commun.*, 2012, **48**, 7750–7752.
- 86 S. Chanthamath, S. Takaki, K. Shibatomi and S. Iwasa, *Angew. Chem., Int. Ed.*, 2013, **52**, 5818–5821.
- 87 S. Chanthamath, H. S. A. Mandour, T. M. T. Tong, K. Shibatomi and S. Iwasa, *Chem. Commun.*, 2016, **52**, 7814–7817.
- 88 M. Xie, P. Zhou, H. Niu, G. Qu and H. Guo, *Org. Lett.*, 2016, **18**, 4344–4347.
- 89 H. Inoue, N. P. T. Thanh, I. Fujisawa and S. Iwasa, *Org. Lett.*, 2020, **22**, 1475–1479.
- 90 M. Montesinos-Magraner, M. Costantini, R. Ramírez-Contreras, M. E. Muratore, M. J. Johansson and A. Mendoza, *Angew. Chem., Int. Ed.*, 2019, **58**, 5930–5935.
- 91 (a) M. O. Albers, D. J. A. De Waal, D. C. Liles, D. J. Robinson, E. Singleton and M. B. Wiege, *J. Chem. Soc., Chem. Commun.*, 1986, 1680–1682; (b) K. Itami, K. Mitsudo, K. Fujita, Y. Ohashi and J. Yoshida, *J. Am. Chem. Soc.*, 2004, **126**, 11058–11066.
- 92 Y. Yamamoto, T. Arakawa, R. Ogawa and K. Itoh, *J. Am. Chem. Soc.*, 2003, **125**, 12143–12160.
- 93 Y. Yamamoto, H. Kitahara, R. Ogawa, H. Kawaguchi, K. Tatsumi and K. Itoh, *J. Am. Chem. Soc.*, 2000, **122**, 4310–4319.
- 94 Y. Yamamoto, R. Ogawa and K. Itoh, *J. Am. Chem. Soc.*, 2001, **123**, 6189–6190.
- 95 Y. Yamamoto, H. Takagishi and K. Itoh, *J. Am. Chem. Soc.*, 2002, **124**, 6844–6845.
- 96 Y. Yamamoto, H. Takagishi and K. Itoh, *J. Am. Chem. Soc.*, 2002, **124**, 28–29.
- 97 Y. Yamamoto, J.-I. Ishii, H. Nishiyama and K. Itoh, *J. Am. Chem. Soc.*, 2004, **126**, 3712–3713.
- 98 Y. Yamamoto, J.-I. Ishii, H. Nishiyama and K. Itoh, *J. Am. Chem. Soc.*, 2005, **127**, 9625–9631.
- 99 K. Yamashita, Y. Yamamoto and H. Nishiyama, *J. Am. Chem. Soc.*, 2012, **134**, 7660–7663.
- 100 K. Matsui, M. Shibuya and Y. Yamamoto, *Angew. Chem., Int. Ed.*, 2016, **55**, 15397–15400.



- 101 H. Sato, M. Bender, W. Chen and M. J. Krische, *J. Am. Chem. Soc.*, 2016, **138**, 16244–16247.
- 102 M. Bender, B. W. H. Turnbull, B. R. Ambler and M. J. Krische, *Science*, 2017, **357**, 779–781.
- 103 H. Fukuzawa, N. Aoyagi, R. Sato, Y. Kataoka and Y. Ura, *Organometallics*, 2017, **36**, 3931–3939.
- 104 T. Ito, K. Takahashi and N. Iwasawa, *Organometallics*, 2019, **38**, 205–209.
- 105 K. Takahashi, Y. Hirataka, T. Ito and N. Iwasawa, *Organometallics*, 2020, **39**, 1561–1572.
- 106 J. Zhang, A. Ugrinov, Y. Zhang and P. Zhao, *Angew. Chem., Int. Ed.*, 2014, **53**, 8437–8440.
- 107 J. Zhang, A. Ugrinov and P. Zhao, *Angew. Chem., Int. Ed.*, 2013, **52**, 6681–6684.

