

Cite this: *Chem. Sci.*, 2022, 13, 2378

All publication charges for this article have been paid for by the Royal Society of Chemistry

Received 7th January 2022
Accepted 1st February 2022

DOI: 10.1039/d2sc00113f

rsc.li/chemical-science

Enantioselective crossed intramolecular [2+2] photocycloaddition reactions mediated by a chiral chelating Lewis acid†

Thomas Rigotti,^{ID} Daniel P. Schwinger,^{ID} Raphaela Graßl, Christian Jandl and Thorsten Bach^{ID}*

In intramolecular [2+2] photocycloaddition reactions, the two tethered olefins can approach each other in a straight or in a crossed fashion. Despite the fact that the latter reaction mode leads to intriguing, otherwise inaccessible bridged skeletons, there has so far not been any enantioselective variants thereof. This study concerned the crossed [2+2]-photocycloaddition of 2-(alkenyloxy)cyclohex-2-enones to bridged cyclobutanes. It was found that the reaction could be performed with high enantioselectivity (80–94% ee) under visible light conditions when employing a chiral rhodium Lewis acid as a catalyst (2 mol%).

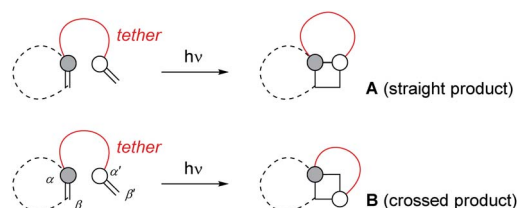
Introduction

Intramolecular [2+2] photocycloaddition reactions have been found extremely useful for the construction of cyclobutane rings and they have seen a multitude of applications in the synthesis of natural products.¹ In contrast to intermolecular reactions, they display a more reliable and predictable regioselectivity which is determined by the length of the tether linking the two olefinic reaction partners. Typically, the photoexcited olefin is embedded in a five- or six-membered ring to avoid the rapid decay of its excited state by double bond rotation.² In this scenario, if the tether is linked to one of the olefinic carbon atoms of the chromophore (Scheme 1), product formation can occur either to a product in which this carbon atom and the internal carbon atom of the tethered alkene are connected in a 1,2-fashion (**A**, straight product) or in a 1,3-fashion (**B**, crossed product). It has been realized very early that a tether with three atoms leads preferentially to the straight product, establishing a five-membered ring in the course of the cycloaddition.³ This preference reflects the nature of the first step of the photocycloaddition which can be envisioned for triplet reactions as a radical type addition⁴ to the tethered double bond leading to a 1,4-diradical intermediate. If the tether contains only two atoms, four-membered ring formation is avoided and the reaction proceeds to crossed products **B**. Although the first step in this case is also a five-membered ring formation it occurs

between atoms α/β' or α'/β but not at α/α' . From a synthetic perspective, the crossed reaction pathway is particularly rewarding because it enables to establish a bond set which is very difficult to attain in a thermal reaction.

To name a few notable examples, Hiemstra, van Maarseveen, and co-workers employed a crossed [2+2] photocycloaddition reaction to key intermediate **1** (Fig. 1) as pivotal step in the synthesis of the complex terpene natural product solanoelepin A.⁵ The group of Kwon demonstrated that benzobicyclo[3.1.1]heptanones such as *rac*-**2** can be cleanly obtained by a visible light-mediated, crossed [2+2] photocycloaddition employing an iridium complex as sensitizer.⁶ A photochemical access to strained, saturated bioisosteres of *ortho*-disubstituted benzenes, *e.g.* *rac*-**3**, was recently accomplished by Mykhailiuk and co-workers from 1,5-dienes.⁷

It is very clear from these and many other studies,⁸ that crossed [2+2] photocycloadditions do not represent laboratory curiosities but rather play an important role in the toolbox of synthetic chemists. Despite their potential use and despite the



Scheme 1 In intramolecular [2+2] photocycloaddition reactions, two regioisomeric products **A** and **B** are possible. The photoexcited olefin is often embedded in a ring to avoid competitive *E/Z* isomerization (dotted line). If the tether is attached to the reactive olefin components as shown, product **A** is called the straight and product **B** the crossed photocycloaddition product.

School of Natural Sciences, Department Chemie, Catalysis Research Center (CRC), Technische Universität München, 85747 Garching, Germany. E-mail: thorsten.bach@ch.tum.de; Fax: +49 89 28913315; Tel: +49 89 28913330

† Electronic supplementary information (ESI) available: Synthetic procedures and full characterization for all starting materials and products, mechanistic experiments, NMR spectra, GLC and HPLC traces. CCDC 2130504. For ESI and crystallographic data in CIF or other electronic format see DOI: 10.1039/d2sc00113f



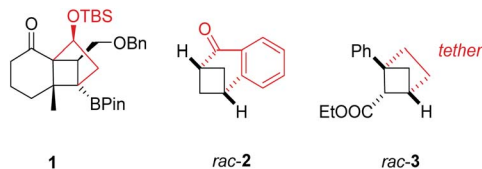


Fig. 1 Examples for intramolecular crossed [2+2] photocycloaddition products **1**,⁵ *rac*-**2**,⁶ and *rac*-**3**.⁷ (Bn = benzyl, Pin = pinacolate, TBS = *tert*-butyldimethylsilyl).

fact that catalytic, enantioselective [2+2] photocycloaddition reactions have received increased attention in recent years,^{2,9} it is surprising that the enantioselective synthesis of crossed photocycloaddition products from achiral precursors has not been addressed.¹⁰ In this contribution, we present our results on the intramolecular, crossed [2+2] photocycloaddition of 2-(2'-alkenyloxy)cyclohex-2-enones which we found to proceed enantioselectively in the presence of a chelating Lewis acid.

Results and discussion

Recently, we revisited earlier work by Ikeda *et al.* who had reported the crossed [2+2] photocycloaddition of 2-(alkenyloxy)cyclohex-2-enones by excitation with a UV source (high-pressure mercury lamp, $\lambda > 280$ nm).¹¹ We found the reaction to be possible upon visible light irradiation ($\lambda = 420$ nm) in the presence of thioxanthene-9-one (TXT) as the sensitizer and we studied the influence of substituents and of the enone ring size.¹² The oxygen substituent attached to the carbon atom in α -position to the carbonyl group represents a remarkable and distinct feature of the substrates. Since the formation of five-membered chelates is well established with bidentate Lewis acids,¹³ we wondered whether it would be possible to employ a chiral Lewis acid for an enantioselective reaction of 2-(alkenyloxy)cyclohex-2-enones. Based on previous work with chiral Lewis acids as catalysts for photochemical reactions,¹⁴ we had reason to believe that a catalytic enantioselective reaction would be possible if the Lewis acid induced a long wavelength absorption that could be selectively addressed by a proper light source. As indicated above, the selection of possible Lewis acids is extremely wide and we screened several compound classes for this purpose. Bisoxazoline-based metal salts had been previously applied to a related chromophore¹⁵ but gave no enantioselectivity in the present case. Likewise, Lewis acids with a binol- or binap-derived ligand failed as did the monodentate boron catalysts we had successfully used for the reaction of enones.¹⁴ Eventually, we resorted to the chiral-at-metal Lewis catalysts which had been introduced by Meggers and co-workers and which have been shown to offer a broadly applicable bidentate binding.¹⁶ Specifically, we focussed on chiral rhodium complex **6** which can be readily prepared by a published procedure¹⁷ and which we had recently used in an intermolecular [2+2] photocycloaddition.¹⁸ 2-(Allyloxy)cyclohex-2-enone (**4a**) served as the test substrate which undergoes a clean crossed [2+2] photocycloaddition at $\lambda = 420$ nm to product *rac*-**5a** under sensitizing conditions.¹² If irradiated under the same

Table 1 Optimization of the crossed [2+2] photocycloaddition of 2-(allyloxy)cyclohex-2-enone (**4a**) to product **5a** catalyzed by chiral Lewis acid **6**

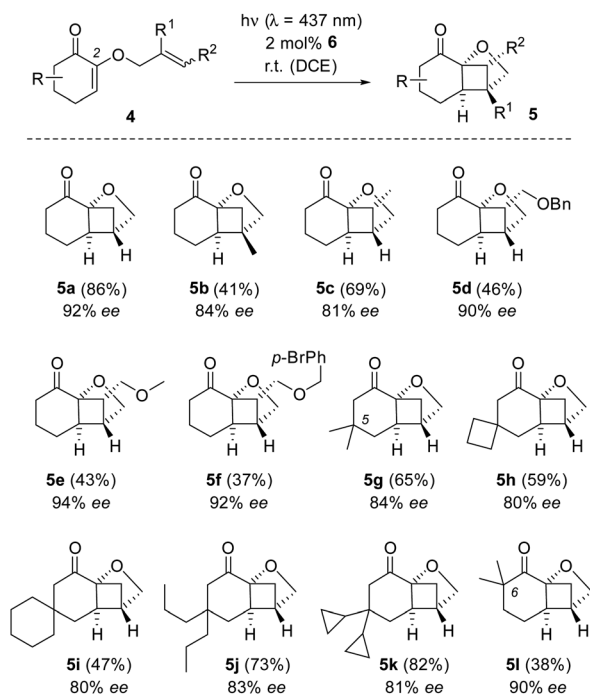
Entry ^a	Solvent	λ [nm]	Conv. ^b [%]	Yield ^c [%]	% ee ^d
1	MeCN	425	2	—	—
2	PhMe	425	11	11	15
3	THF	425	11	11	20
4	CH ₂ Cl ₂	425	85	22	87
5	DCE	425	83	61	91
6 ^e	DCE	425	91	68	87
7 ^f	DCE	425	95	86	85
8	DCE	437	93	86	92
9 ^e	DCE	437	73	55	90
10 ^g	DCE	437	79	64	94
11 ^h	DCE	437	89	78	87
12 ⁱ	DCE	437	72	70	87

^a All reactions were performed under anaerobic conditions employing a light emitting diode (LED) in a previously described set-up.¹⁹ ^b The conversion (conv.) was determined by NMR analysis. ^c All yields refer to isolated material. ^d Enantiomeric excess (ee) as determined by GLC analysis on a chiral stationary phase. ^e The reaction was performed in the presence of air. ^f The reaction time was 24 hours. ^g The catalyst loading was 4 mol%. ^h The reaction was performed at 0 °C. ⁱ The substrate concentration was 4 mM.

conditions, there was no background reaction as verified in the present set of experiments by irradiation with a light emitting diode (LED) at $\lambda = 425$ nm. A first screen in different solvents (Table 1, entries 1–4) with a catalyst loading of 2 mol% gave a promising enantioselectivity (ee = enantiomeric excess) in dichloromethane (entry 4) at ambient temperature. However, the yield remained low despite the fact that the conversion was high after a reaction time of 16 hours. The major breakthrough was achieved when employing 1,2-dichloroethane (DCE) as the solvent which not only led to an increase in yield but also in enantioselectivity (entry 5). Subsequent modifications of the reaction conditions included the presence of air (entries 6 and 9), a longer reaction time (entry 7), a different excitation wavelength (entry 8), a higher catalyst loading (entry 10), a lower reaction temperature (entry 11), and a lower substrate concentration (entry 12). The only significant improvement was achieved when an LED was employed which emitted at a longer irradiation wavelength (entry 8). When the reaction was performed at $\lambda = 437$ nm instead of $\lambda = 425$ nm (entry 5) the yield increased by more than 20% (to 86%) without compromising the enantioselectivity (92% ee).

Having established optimal conditions for the enantioselective crossed [2+2] photocycloaddition reaction, other possible substrates were tested. The compounds were readily





Scheme 2 Intramolecular crossed [2+2] photocycloaddition of various substituted 2-(2'-alkenyloxy)cyclohex-2-enones **4** to bridged tricyclic products **5**. Yields refer to isolated products. The ee was determined by GLC or HPLC analysis on a chiral stationary phase.

available from the respective 1,2-diketones or α,β -epoxyketones (see the ESI† for details).^{12,20} Scheme 2 summarizes the reactions which delivered the desired bridged tricyclic products **5**. We found substitution at the internal carbon atom of the tethered olefin (R^1) and at its terminal carbon atom (R^2) compatible with the reaction conditions. Products **5b–5f** were obtained in moderate yields but with consistently good to excellent enantioselectivity. Functional group compatibility with an aryl ring (products **5d**, **5f**), a bromine substituent (product **5f**) and a methoxy group (product **5e**) was demonstrated. Substitution at carbon atoms C5 and C6 within the cyclohex-2-enone ring was well tolerated (products **5g–5l**) although the ee suffered in some cases slightly (80–90% ee). A salient feature of the reaction is the fact that its regioselectivity and diastereoselectivity are very high. Up to four stereogenic centres are created in a single reaction and all products were obtained free of any isomers.

Limitations of the reactions are intrinsic to the photocycloaddition itself but not to the catalytic conditions. In previous work,¹² we had already seen that cyclopent-2-enones were not suitable for the reaction nor was it possible to obtain cyclobutanes from substrates with a two-fold substitution at the terminal carbon atom of the tethered olefin. A cyclohex-2-enone with a two-fold substitution at carbon atom C4 had in the racemic series already given a poor yield (38%) and failed to give any products under the catalytic conditions.

To establish the absolute configuration of the products, various derivatization methods were tried because none of the products, not even bromophenyl-substituted product **5f**, gave

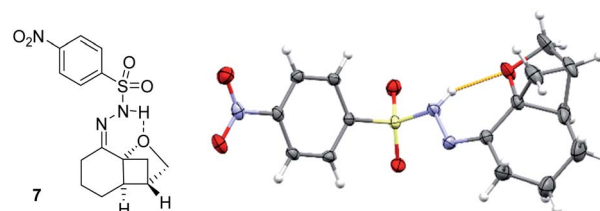
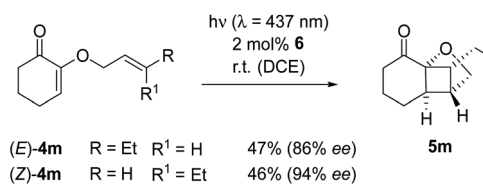


Fig. 2 Molecular structure of hydrazone **7** in the solid state with ellipsoids set at the 50% probability level (one out of two independent molecules in the asymmetric unit). The structure displays an intramolecular hydrogen bond to the oxygen atom indicating its intrinsic basicity. The structure also served to establish the absolute configuration by anomalous dispersion.

suitable crystals for X-ray crystallographic analysis. Eventually, the classical way *via* the respective hydrazone was viable and compound **7** was obtained from product **5a** in 73% yield upon treatment with *para*-nitrophenylsulfonylhydrazide in CH_2Cl_2 solution. The crystal structure (Fig. 2) not only facilitated the assignment of the absolute configuration but also confirmed the Lewis basicity of the ether oxygen atom.²¹ Indeed, product **7** was formed exclusively as (*E*)-isomer presumably because a hydrogen bond between the hydrazone NH and the oxygen atom stabilizes this diastereoisomer. Regarding the absolute configuration, the products are apparently formed as a result of an attack at the cyclohexenone double bond from the top face which in turn is the Si face relative to carbon atom C2.

The experimental observation, whether the double bond configuration of an olefinic reaction partner is retained or not, has an implication for mechanistic analysis. Singlet reactions are concerted and occur stereospecifically, *e.g.* an (*E*)-configuration of the dienophile in the Diels–Alder reaction translates into a *trans*-configuration in the respective cyclohexene product. If the relative configuration is not retained, the reaction is not concerted but an intermediate must be involved in which the steric information is erased. Photocycloaddition reactions on the triplet hypersurface are known to proceed non-stereospecifically.²² In the current case, this issue was addressed by subjecting the (*E*)- and (*Z*)-isomer of substrate **4m** in separate experiments to the conditions of the enantioselective photoreaction (Scheme 3). In both experiments, a single diastereoisomer was isolated to which the depicted relative configuration was assigned based on NOESY data. The assignment of the absolute configuration rests on analogy to product **5a**. The reactions proceeded stereoconvergently to the formal *cis*-



Scheme 3 The Lewis acid-catalyzed, intramolecular [2+2] photocycloaddition of (*E*)- and (*Z*)-substituted 2-(2'-butenyloxy)cyclohex-2-enones (**4m**) proceeds stereoconvergently to a single product **5m**.



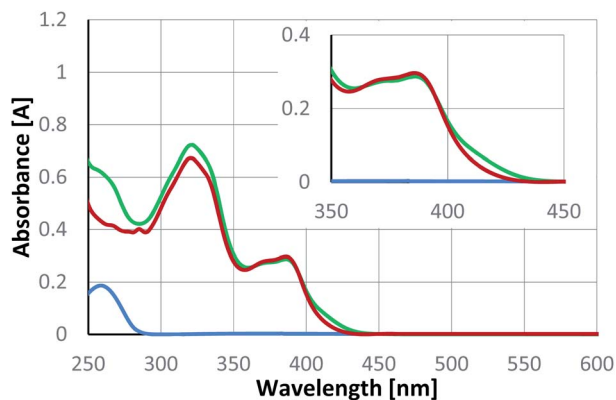
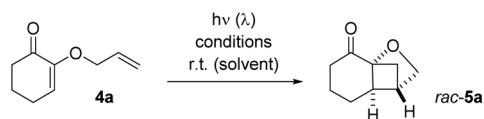


Fig. 3 UV/vis spectra of substrate **4a** (blue), racemic Lewis acid *rac*-**6** (red) and an equimolar mixture (green) of substrate **4a** and *rac*-**6** ($c = 0.5$ mM in CH_2Cl_2). The wavelength region from 350–450 nm is enlarged in the inset.

product, irrespective of whether the (*E*)- or (*Z*)-isomer (*E*)-**4m** or (*Z*)-**4m** was used as the starting material.

The observed enantioselectivity for the reactions **4** \rightarrow **5** indicates that there is a binding of the substrate to the catalyst during or even before the photochemical event (*vide infra*). UV/vis spectra were recorded to possibly identify a change of absorbance upon substrate coordination. Enone **4a** is transparent at a wavelength $\lambda > 400$ nm. Catalyst *rac*-**6** is coloured and its most red-shifted absorption stretches into the visible region. An equimolar mixture of both components (**4a**/*rac*-**6**) showed only a minor change as compared to the spectrum of the catalyst itself (Fig. 3). A bathochromic shift of the longest wavelength absorption is notable but small. Compared to previous photocycloaddition reactions catalysed by compound **6**,^{16a} there was little change in the absorbance nor a pronounced bathochromic absorption shift.

The UV/vis data indicated that the association between catalyst and substrate was weak. NMR titration studies remained unsuccessful but it was tried to evaluate the efficiency of the catalyst from the quantum yield of the reaction **4a** \rightarrow **5a** (Scheme 4). The intrinsic quantum yield of the reaction was accessed by direct excitation at $\lambda = 368$ nm. Although the $n\pi^*$ band of the cyclohex-2-enone is symmetry-forbidden, it leads to rapid population of the reactive T_1 state which has $\pi\pi^*$

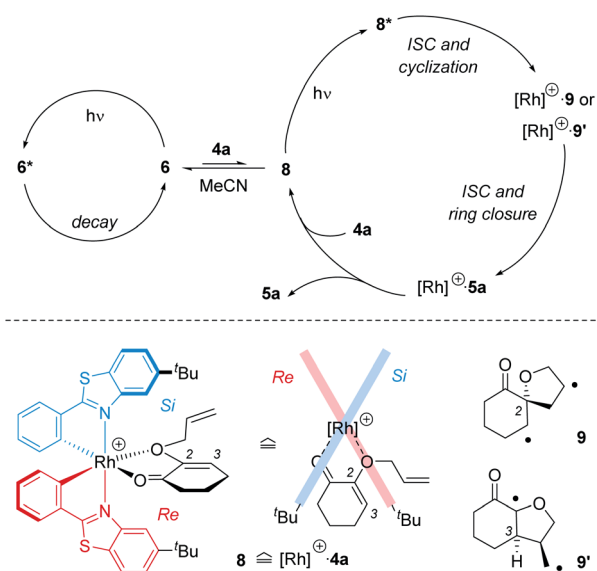


$\lambda = 368$ nm	(CH_2Cl_2)	no catalyst	$\Phi = 0.321$
$\lambda = 382$ nm	(CH_2Cl_2)	10 mol% TXT	$\Phi = 0.316$
$\lambda = 424$ nm	(DCE)	2 mol% TXT	$\Phi = 0.299$
$\lambda = 424$ nm	(DCE)	2 mol% <i>rac</i> - 6	$\Phi = 0.003$

Scheme 4 Quantum yields as determined for the reaction **4a** \rightarrow *rac*-**5a** under different conditions: while 9-thioxanthene (TXT) as sensitizer delivers identical quantum yields as the uncatalyzed reaction, the catalysis by Lewis acid *rac*-**6** is inefficient.

character.²³ The fact that the quantum yield (0.321 ± 0.034) is smaller than 1 can be accounted for by other decay pathways but also by an initial cyclization to an unproductive 1,4-diradical (*vide infra*).¹² More or less the same value (0.316 ± 0.011) was obtained if a sensitizer²⁴ was used ($\lambda = 382$ nm) suggesting that sensitization leads with high quantum yield to the reactive T_1 state. In order to allow for a comparison with the conditions of the Rh-catalysed reaction the quantum yield measurements were performed at $\lambda = 424$ nm in DCE as the solvent with a lower sensitizer loading. The value (0.299 ± 0.055) was – within the error margin – identical to the value recorded at $\lambda = 382$ nm in CH_2Cl_2 at a higher catalyst concentration. In all cases, racemic product (*rac*-**5a**) was obtained.

In comparison to the sensitized conditions, the reaction with chiral catalyst *rac*-**6** was inefficient. The quantum yield was almost a factor 100 lower than the intrinsic quantum yield of the reaction. Although several deactivation pathways may contribute to the loss in efficiency, the most likely explanation for the low quantum yield appears to be a decreased population of the reactive triplet state. The hypothesis is in accord with recent studies by Baik and co-workers²⁵ who collected evidence that rhodium catalyst **6** – as opposed to the related iridium catalyst – does not operate by sensitization but rather by activating the substrate directly within a catalyst–substrate complex. Mechanistically, a picture emerges which includes a productive cycle involving the complex between the catalyst and the substrate, and an unproductive cycle for the catalyst



Scheme 5 Mechanistic picture of the crossed intramolecular [2+2] photocycloaddition catalysed by Rh complex **6**: (top) most photons are absorbed by complex **6** but not by complex **8** between cationic rhodium fragment $[\text{Rh}]^+$ and substrate **4a**. If excited, complex **8*** reacts via 1,4-diradical intermediates **9** or **9'** to product **5a**. (Bottom) simplified structure of complex **8** from the side and from the top illustrating that access onto the enone double bond from the Si face (relative to C2) is preferred. The first C–C bond forming step establishes the absolute configuration in **9** or **9'**.

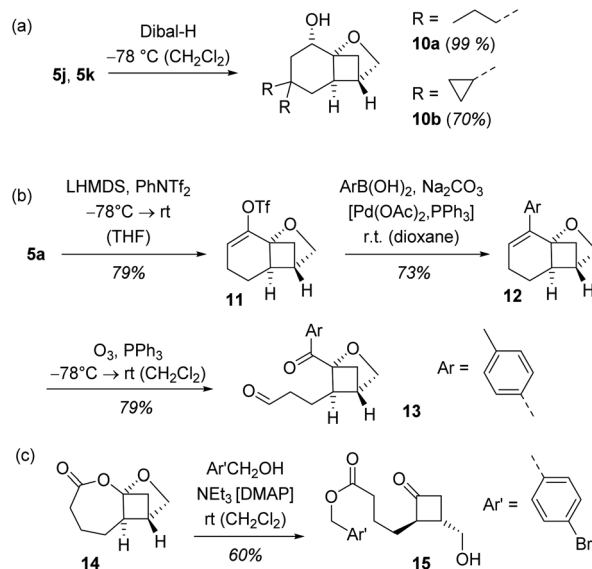


itself (Scheme 5). If a substrate, such as **4a**, successfully displaces the acetonitrile ligands from complex **6**, an intermediate **8** is formed in which chirality can be transferred from the catalyst to the substrate. The importance of this ligand exchange is apparent from the result obtained in acetonitrile as the solvent (Table 1, entry 1). No reaction occurred because there was no ligand exchange and light absorption led only to an energy dissipation within the unproductive cycle. In complex **8**, however, which may benefit from an irradiation at long wavelength (Fig. 3; Table 1, entry 5 vs. entry 8: $\lambda = 425$ nm vs. $\lambda = 437$ nm), excitation of the substrate within the complex is possible. The stereoconvergent reaction course (Scheme 3) indicates that the ensuing photocycloaddition occurs on the triplet manifold which in turn means that intersystem crossing (ISC) precedes the first carbon–carbon bond forming step.

Irrespective of which bond formation occurs first, the absolute configuration is established with the first carbon–carbon bond. The C_2 -symmetric rhodium complex shields the Re face (bottom face) of the olefinic double bond. Accidentally, the top face is the Si face for both prostereogenic centres C2 and C3. Attack at C2 leads to 1,4-diradical **9** while attack at C3 produces the regioisomeric radical **9'**.²⁶ As previously mentioned there is a diastereomeric form of radical **9'** in which the hydrogen atom at C3 and the adjacent methylene group are *cis*- but not *trans*-oriented. This diastereoisomer is not productive but will cleave to the starting material after ISC or lead to side products. In general, any constitutional or configurational 1,4-diradical isomers which can for steric reasons not lead to bond formation can decay to the ground state by retrocleavage. The observed quantum yields for the uncatalysed process (Scheme 4) indicate that only one out of three photons induces product formation. If possible on steric grounds, the reaction is completed by the second carbon–carbon bond forming event which can take place within the complex as depicted. Release of product **5a** is required before a new substrate molecule can enter the catalytic cycle. The fact that the reactions did not go to completion under any of the reaction conditions (Table 1) hints at a non-negligible product inhibition.

In a final set of experiments, we performed some consecutive reactions with the enantioenriched cyclobutanes **5** obtained by the crossed [2+2] photocycloaddition (Scheme 6). The reduction with diisobutylaluminium hydride (Dibal-H)^{11b} exemplifies the high diastereoselectivity that can be achieved within the conformationally restricted tricyclic skeleton. Alcohols **10a** and **10b** were isolated as single diastereoisomers since the hydride nucleophile approaches the cyclohexanone in its locked chair conformation exclusively in an equatorial fashion.

Conversion of ketone **5a** to triflate **11** was achieved by treatment with lithium hexamethyldisilazide (LHMDS) and PhNTf₂ (Tf = trifluoromethanesulfonyl).²⁷ The triflate in turn was used as a coupling partner in a Suzuki cross-coupling.²⁸ A representative aryl boronic acid served as nucleophilic reagent delivering trisubstituted olefin **12** as the only product and without interference with the adjacent stereogenic centre. When subjected to an ozonolysis²⁹ the oxabicyclo[2.1.1]hexane core remained intact and the dicarbonyl compound **13** was isolated in high yield and with preserved enantiomeric purity (92% ee). Ikeda *et al.* had already shown that racemic



Scheme 6 Consecutive reactions of tricyclic photocycloaddition products **5**: (a) diastereoselective reduction to products **10**, (b) opening of the six-membered ring by ozonolysis to product **13**, and (c) formation of cyclobutanone **15**.

photocycloaddition products analogous to *rac*-**5** underwent a stereospecific Baeyer–Villiger oxidation.¹¹ Under the same conditions, compound **14**, was obtained in enantioenriched form and served as a useful precursor to 2,3-disubstituted cyclobutanones such as compound **15** (92% ee).

Conclusion

In summary, we have shown that crossed [2+2] photocycloaddition reactions of cycloalkenones can be performed enantioselectively in the presence of a chiral Lewis acid. In the present case, the additional oxygen substituent invited the use of a chelating, C_2 -symmetric Lewis acid. One key feature of the reaction is its high enantioselectivity which is testimony to the enantiodifferentiating power of the ligand framework around the stereogenic rhodium centre. A second key feature is the unique structure of the products which is difficult if not impossible to establish by thermal methods. The products display not only a bridged structure but also a tertiary oxygen substituted carbon atom in α -position to the carbonyl group. Future research efforts aim at possible applications of enantioselective, crossed [2+2] photocycloaddition reactions to the total synthesis of natural products.

Data availability

Original NMR datasets (FIDs) are available at Open Science Framework at <https://osf.io/73k6e>.

Author contributions

T. R., R. G., and T. B. developed the project. Funding was acquired by T. B., D. P. S. and T. R. T. R. designed and



performed the synthetic experiments. C. J. performed the X-ray crystallographic analysis of compound 7. T. R., D. P. S., and R. G. planned and performed the quantum yield experiments. T. R., D. P. S., and R. G. generated and validated the data. T. B. administered the project and supervised the research. T. R., D. P. S., and T. B. wrote, reviewed, and edited the manuscript.

Conflicts of interest

There are no conflicts to declare.

Acknowledgements

Financial support by the Deutsche Forschungsgemeinschaft (DFG, German Research Foundation) – TRR 325 (project B1) – 444632635, by the Studienstiftung des deutschen Volkes (PhD fellowship to D. P. S.), and by the TUM foundation (postdoctoral fellowship to T. R.) is gratefully acknowledged.

Notes and references

- Reviews: (a) M. D. Kärkäs, J. A. Porco Jr and C. R. J. Stephenson, *Chem. Rev.*, 2016, **116**, 9683–9747; (b) T. Bach and J. P. Hehn, *Angew. Chem., Int. Ed.*, 2011, **50**, 1000–1045; (c) N. Hoffmann, *Chem. Rev.*, 2008, **108**, 1052–1103.
- Reviews: (a) S. Poplata, A. Tröster, Y.-Q. Zou and T. Bach, *Chem. Rev.*, 2016, **116**, 9748–9815; (b) D. Becker and N. Haddad, *Org. Photochem.*, 1989, **10**, 1–162; (c) M. T. Crimmins, *Chem. Rev.*, 1988, **88**, 1453–1473.
- (a) R. Srinivasan and K. H. Carlough, *J. Am. Chem. Soc.*, 1967, **89**, 4932–4936; (b) R. S. H. Liu and G. S. Hammond, *J. Am. Chem. Soc.*, 1967, **89**, 4936–4944; (c) D. J. Maradyn and A. C. Weedon, *J. Am. Chem. Soc.*, 1995, **117**, 5359–5360.
- (a) C. Walling and A. Cioffari, *J. Am. Chem. Soc.*, 1972, **94**, 6059–6064; (b) J. E. Baldwin, *J. Chem. Soc., Chem. Commun.*, 1976, 734–736; (c) A. L. J. Beckwith and C. H. Schiesser, *Tetrahedron*, 1985, **41**, 3925–3941.
- R. A. Kleinnijenhuis, B. J. J. Timmer, G. Lutteke, J. M. M. Smits, R. de Gelder, J. H. van Maarseveen and H. Hiemstra, *Chem.–Eur. J.*, 2016, **22**, 1266–1269.
- J. Zhao, J. L. Brosmer, Q. Tang, Z. Yang, K. N. Houk, P. L. Diaconescu and O. Kwon, *J. Am. Chem. Soc.*, 2017, **139**, 9807–9810.
- A. Denisenko, P. Garbuz, S. V. Shishkina, N. M. Voloshchuk and P. K. Mykhailiuk, *Angew. Chem., Int. Ed.*, 2020, **59**, 20515–20521.
- For further, selected examples of crossed [2+2] photocycloadditions, see: (a) E. J. Corey, D. E. Cane and L. Libit, *J. Am. Chem. Soc.*, 1971, **93**, 7016–7021; (b) M. Miyashita and A. Yoshikoshi, *J. Am. Chem. Soc.*, 1974, **96**, 1917–1925; (c) Y. Tamura, H. Ishibashi, M. Hirai, Y. Kita and M. Ikeda, *J. Org. Chem.*, 1975, **40**, 2702–2710; (d) S. Wolff and W. C. Agosta, *J. Am. Chem. Soc.*, 1983, **105**, 1292–1299; (e) R. Hertel, J. Mattay and J. Runsink, *J. Am. Chem. Soc.*, 1991, **113**, 657–665; (f) G. Pandey, S. Hajra, M. K. Ghorai and K. R. Kumar, *J. Am. Chem. Soc.*, 1997, **119**, 8777–8787; (g) D. W. Piotrowski, *Synlett*, 1999, 1091–1093; (h) T. Bach, H. Bergmann and K. Harms, *Angew. Chem., Int. Ed.*, 2000, **39**, 2302–2304; (i) S. J. Bader and M. L. Snapper, *J. Am. Chem. Soc.*, 2005, **127**, 1201–1205; (j) S. M. Ng, S. J. Bader and M. L. Snapper, *J. Am. Chem. Soc.*, 2006, **128**, 7315–7319; (k) J. R. Ragains and J. D. Winkler, *Org. Lett.*, 2006, **8**, 4437–4440; (l) A. Iyer, S. Jockusch and J. Sivaguru, *J. Phys. Chem. A*, 2014, **118**, 10596–10602; (m) J. M. Saya, K. Vos, R. A. Kleinnijenhuis, J. H. van Maarseveen, S. Ingemann and H. Hiemstra, *Org. Lett.*, 2015, **17**, 3892–3894; (n) L. D. Elliott and K. I. Booker-Milburn, *Org. Lett.*, 2019, **21**, 1463–1466; (o) S. Ahuja, A. Iyer, S. K. Kandappa and J. Sivaguru, *J. Photochem. Photobiol., A*, 2019, **382**, 111883.
- Reviews: (a) M. J. Genzink, J. B. Kidd, W. B. Swords and T. P. Yoon, *Chem. Rev.*, 2022, **122**, 1654–1716; (b) J. Großkopf, T. Kratz, T. Rigotti and T. Bach, *Chem. Rev.*, 2022, **122**, 1626–1653; (c) W. Yao, E. A. Bazan-Bergamino and M.-Y. Ngai, *ChemCatChem*, 2022, **14**, e202101292; (d) C. Prentice, J. Morrisson, A. D. Smith and E. Zysman-Colman, *Beilstein J. Org. Chem.*, 2020, **16**, 2363–2441; (e) T. Rigotti and J. Alemán, *Chem. Commun.*, 2020, **56**, 11169; (f) M. Silvi and P. Melchiorre, *Nature*, 2018, **554**, 41–49; (g) R. Brimiouille, D. Lenhart, M. M. Maturi and T. Bach, *Angew. Chem., Int. Ed.*, 2015, **54**, 3872–3890.
- To the best of our knowledge, a by-product found in a straight [2+2] photocycloaddition and a single, low-yielding example of a crossed seven-membered ring containing cyclobutane represent the only previous catalytic examples: (a) C. Müller, A. Bauer and T. Bach, *Angew. Chem., Int. Ed.*, 2009, **48**, 6640–6642; (b) A. M. Martínez-Gualda, P. Domingo-Legarda, T. Rigotti, S. Díaz-Tendero, A. Fraile and J. Alemán, *Chem. Commun.*, 2021, **57**, 3046–3049.
- (a) M. Ikeda, M. Takahashi, K. Ohno, Y. Tamura and M. Kido, *Chem. Pharm. Bull.*, 1982, **30**, 2269–2271; (b) M. Ikeda, M. Takahashi, T. Uchino, K. Ohno, Y. Tamura and M. Kido, *J. Org. Chem.*, 1983, **48**, 4241–4247.
- R. Graßl, C. Jandl and T. Bach, *J. Org. Chem.*, 2020, **85**, 11426–11439.
- (a) G. Desimoni, G. Faita and K. A. Jørgensen, *Chem. Rev.*, 2006, **106**, 3561–3651; (b) *Catalytic Asymmetric Synthesis*, ed. I. Ojima, Wiley, Hoboken, 3rd edn, 2010; (c) J. S. Johnson and D. A. Evans, *Acc. Chem. Res.*, 2000, **33**, 325–335; (d) L. Zhang and E. Meggers, *Acc. Chem. Res.*, 2017, **50**, 320–330; (e) D. Yang, L. Wang, D. Li and R. Wang, *Chem*, 2019, **5**, 1108–1166.
- Reviews: (a) D. P. Schwinger and T. Bach, *Acc. Chem. Res.*, 2020, **53**, 1933–1943; (b) C. Brenninger, J. D. Jolliffe and T. Bach, *Angew. Chem., Int. Ed.*, 2018, **57**, 14338–14349.
- V. Edtmüller, A. Pöthig and T. Bach, *Tetrahedron*, 2017, **73**, 5038–5047.
- (a) X. Huang, T. R. Quinn, K. Harms, R. D. Webster, L. Zhang, O. Wiest and E. Meggers, *J. Am. Chem. Soc.*, 2017, **139**, 9120–9123; (b) N. Hu, H. Jung, Y. Zheng, J. Lee, L. Zhang, Z. Ullah, X. Xie, K. Harms, M.-H. Baik and



- E. Meggers, *Angew. Chem., Int. Ed.*, 2018, **57**, 6242–6246; (c) X. Huang and E. Meggers, *Acc. Chem. Res.*, 2019, **52**, 833–847.
- 17 J. Ma, X. Zhang, X. Huang, S. Luo and E. Meggers, *Nat. Protoc.*, 2018, **13**, 605–632.
- 18 N. Jeremias, L.-M. Mohr and T. Bach, *Org. Lett.*, 2021, **22**, 5674–5678.
- 19 D. Lenhart, A. Bauer, A. Pöthig and T. Bach, *Chem.–Eur. J.*, 2016, **22**, 6519–6523.
- 20 (a) W. G. Dauben, A. A. Ponaras and A. Chollet, *J. Org. Chem.*, 1980, **45**, 4413–4417; (b) K. Matoba, N. Karibe and T. Yamazaki, *Chem. Pharm. Bull.*, 1982, **30**, 3906–3911; (c) J. R. Rodríguez, L. Castedo and J. L. Mascareñas, *Chem.–Eur. J.*, 2002, **8**, 2923–2930.
- 21 Supplementary crystallographic data for 7 have been deposited with the Cambridge Crystallographic Data Centre (CCDC 2130504).†
- 22 (a) W. L. Dilling, T. E. Tabor, F. P. Boer and P. P. North, *J. Am. Chem. Soc.*, 1970, **92**, 1399–1400; (b) N. P. Peet, R. L. Cargill and D. F. Bushey, *J. Org. Chem.*, 1973, **38**, 1218–1221; (c) D. Becker, M. Nagler, S. Hirsh and J. Ramun, *J. Chem. Soc., Chem. Commun.*, 1983, 371–373; (d) D. Becker, M. Nagler, Y. Sahali and N. Haddad, *J. Org. Chem.*, 1991, **56**, 4537–4543; (e) J. F. D. Kelly, J. M. Kelly and T. B. H. McMurry, *J. Chem. Soc., Perkin Trans. 2*, 1999, 1933–1941; (f) R. Brimiouille, A. Bauer and T. Bach, *J. Am. Chem. Soc.*, 2015, **137**, 5170–5176; (g) S. Poplata, A. Bauer, G. Storch and T. Bach, *Chem.–Eur. J.*, 2019, **25**, 8135–8148.
- 23 M. T. Peschel, P. Kabaciński, D. P. Schwinger, E. Thyraug, G. Cerullo, T. Bach, J. Hauer and R. de Vivie-Riedle, *Angew. Chem., Int. Ed.*, 2021, **60**, 10155–10163.
- 24 For recent work on the sensitization of enone [2+2] photocycloaddition reactions, see: (a) A. Clay, N. Vallavoju, R. Krishnan, A. Ugrinov and J. Sivaguru, *J. Org. Chem.*, 2016, **81**, 7191–7200; (b) L. D. Elliott, M. Berry, B. Harji, D. Klauber, J. Leonard and K. I. Booker-Milburn, *Org. Process Res. Dev.*, 2016, **20**, 1806–1811; (c) J. D. Williams, M. Nakano, R. Gérardy, J. A. Rincón, Ó. de Frutos, C. Mateos, J.-C. M. Monbaliu and C. O. Kappe, *Org. Process Res. Dev.*, 2019, **23**, 78–87; (d) F. Strieth-Kalthoff, C. Henkel, M. Teders, A. Kahnt, W. Knolle, A. Gómez-Suárez, K. Dirian, W. Alex, K. Bergander, C. G. Daniliuc, B. Abel, D. M. Guldi and F. Glorius, *Chem*, 2019, **5**, 2183–2194; (e) F. Pecho, Y.-Q. Zou, J. Gramüller, T. Mori, S. M. Huber, A. Bauer, R. M. Gschwind and T. Bach, *Chem.–Eur. J.*, 2020, **26**, 5190–5194.
- 25 H. Jung, M. Hong, M. Marchini, M. Villa, P. S. Steinlandt, X. Huang, M. Hemming, E. Meggers, P. Ceroni, J. Park and M.-H. Baik, *Chem. Sci.*, 2021, **12**, 9673–9681.
- 26 (a) D. I. Schuster, G. Lem and N. A. Kaprinidis, *Chem. Rev.*, 1993, **93**, 3–22; (b) D. I. Schuster, Mechanistic Issues in [2+2] Photocycloadditions of Cyclic Enones to Alkenes, in *CRC Handbook of Photochemistry and Photobiology*, ed. W. M. Horspool and F. Lenci, CRC Press, Boca Raton, 2nd edn, 2004, pp. 72/1–72/24.
- 27 M. D. Lord, J. T. Negri and L. A. Paquette, *J. Org. Chem.*, 1995, **60**, 191–195.
- 28 M. Ichiki, H. Tanimoto, S. Miwa, R. Saito, T. Sato and N. Chida, *Chem.–Eur. J.*, 2013, **19**, 264–269.
- 29 E. V. Boltukhina, A. E. Sheshenev and I. M. Lyapkalo, *Tetrahedron*, 2011, **67**, 5382–5388.

