

Cite this: *Chem. Sci.*, 2022, 13, 12175

All publication charges for this article have been paid for by the Royal Society of Chemistry

Received 11th August 2022
Accepted 4th October 2022

DOI: 10.1039/d2sc04496j

rsc.li/chemical-science

Iminologous epoxide ring-closure†

Chieh-Hung Tien,^a Alan J. Lough^b and Andrei K. Yudin^{a*}

The discovery of new reactions enables chemists to attain a better understanding of fundamental chemical reactivity and push the boundaries of organic synthesis. Our understanding and manipulation of high-energy states such as reactive conformations, intermediates, and transition structures contribute to this field. Herein we interrogate epoxide ring-closure by inserting the C=N functionality into a well-known precursor to nucleophilic epoxide ring-closure. The synthesis of tetrasubstituted, nitrile-tethered epoxides takes place *via* activation of iminologous diols followed by fragmentation. Mechanistic study reveals the transformation to be stereospecific, which is consistent with the concerted nature of the epoxide ring-closure.

Introduction

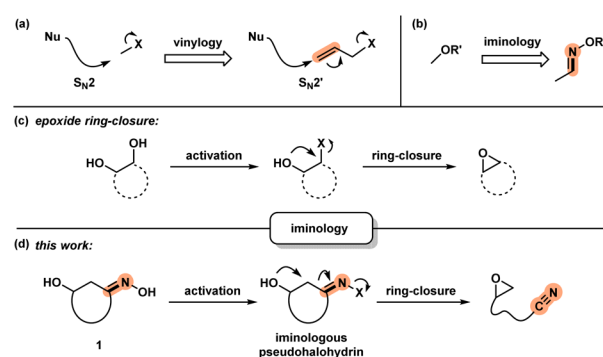
Development of new chemical transformations involves an interplay of mechanistic insights, serendipity, and unbiased screening.¹ The *de novo* prediction of organic reactions is complicated by low-energy side processes that decrease reaction selectivity and result in low yields.² Productive reaction path modification is evidenced in interrupted processes, which take place when a high-energy state such as a reactive intermediate or a strained conformation takes on an alternate path.³ While this appears logical, there is a lack of actionable steps that allow for the design of such transformations. Motivated by discovery of spatioenergetically-matched reaction paths, we recently initiated a program aimed at structural modification of well-established intermediates and transition state assemblies.⁴ Although the principle of vinylogy⁵ is restricted to consideration of ground states, an S_N2' pathway⁶ is effectively a vinylogous S_N2 reaction (Scheme 1a). We felt that this way of looking at chemical reactivity might be applicable to other settings. Here we apply the principle of iminology⁷ to epoxide ring-closure⁸ and describe a hitherto unknown fragmentation reaction.^{9,10}

Unlike the double bond in vinylogy, the utility of the imino-fragment (C=N) as a two-atom relay unit has not garnered attention in the synthetic community. Structurally speaking, oximes can be considered as the iminologues of alcohols and related ethers and esters (Scheme 1b).^{11,12} Driven by the ongoing interest in the energy-rich N–O bond of oximes,¹² we considered

the iminologue of 1,2-diols (1). Doing so appeared attractive because of the known migration, ring-closing and fragmentation transformations of 1,2-diols (Scheme 1c).^{8,13} Insertion of an imino fragment into the C–O bond of one of the hydroxy groups would afford structures such as 1, and subsequently the iminologous pseudohalohydrin upon oxime activation (Scheme 1d).^{11e,14}

Results and discussion

Iminologous diol 1 can be obtained from commercially available 1,3-diones by a simple 2- or 3-step sequence (see ESI†). Three initial substrates, 1a–c, were synthesized, and 1a was first reacted with 2 equivalents of KO^tBu and a variety of reagents to activate the N–O bond to access the desired iminologous pseudohalohydrin *in situ*. The crude mixture was then analyzed by ¹H and ¹³C NMR spectroscopy (Table 1). The reaction of 1a with TsCl yielded a nitrile-containing species as indicated by ¹³C NMR spectroscopy, in addition to a multitude of side products,



Scheme 1 (a) S_N2 and S_N2' reactions: a consideration of vinylogy; (b) application of iminology to alcohol derivatives to afford oximes; (c) ring-closure of 1,2-diols to obtain epoxides; and (d) iminologous epoxide ring-closure.

^aDavenport Research Laboratories, Department of Chemistry, University of Toronto, Toronto, ON M5S 3H6, Canada. E-mail: andrei.yudin@utoronto.ca

^bX-Ray Crystallography Laboratory, Department of Chemistry, University of Toronto, Toronto, ON M5S 3H6, Canada

† Electronic supplementary information (ESI) available: Experimental details; mass spectrometry data; NMR spectroscopy data; X-ray crystallography data. CCDC 2194278–2194281. For ESI and crystallographic data in CIF or other electronic format see DOI: <https://doi.org/10.1039/d2sc04496j>

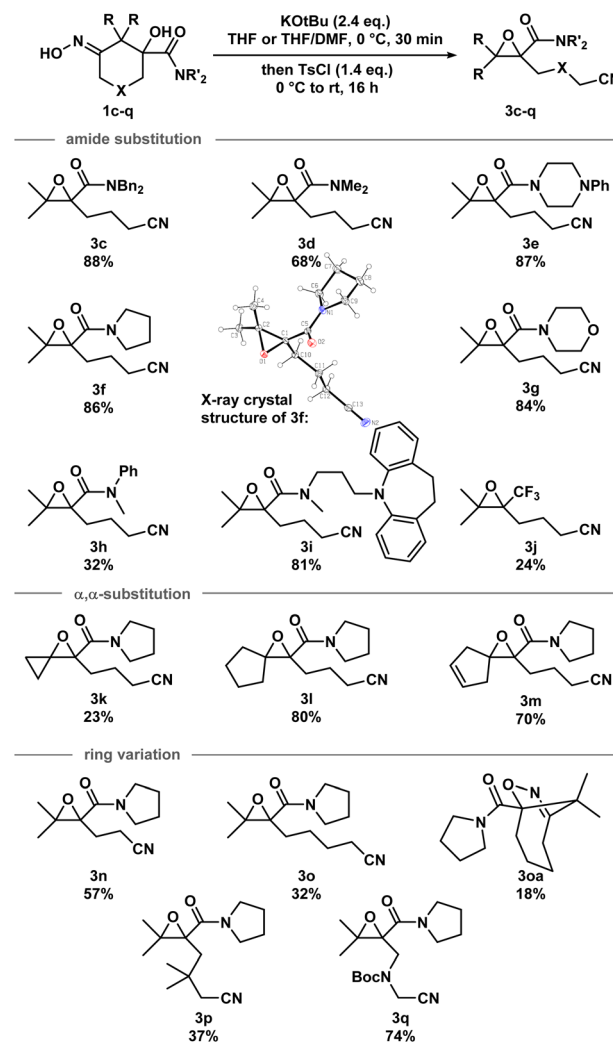
Table 1 Optimization of the reaction of **1a–c** to afford ketonitriles **2a–c** and/or epoxynitriles **3a–c**

Entry	Substrate	Activator	2 (%)	3 (%)
1 ^a	1a (R = H)	Ph ₂ POCl	n/a	n/a
2 ^a	1a	TFAA	n/a	n/a
3 ^a	1a	MsCl	n/a	n/a
4 ^b	1a	TsCl	n/a	n/a
5 ^a	1a	NsCl	n/a	n/a
6 ^c	1a	TsCl	23	8
7	1b (R = Me)	TsCl	12	14
8	1c (R = CONBn ₂)	TsCl	n/a	78
9 ^d	1c	TsCl	n/a	88

^a The crude reaction was subjected to analysis by NMR spectroscopy, but no purification was attempted. ^b Analysis by NMR spectroscopy indicated formation of nitrile-containing products, but no purification was attempted. ^c DIPEA (1.1 eq.) was added to **1a**, followed by TsCl (1.1 eq.). After 1 h, KOtBu (2.1 eq.) was added. ^d KOtBu (2.4 eq.) and TsCl (1.4 eq.) were used. KOtBu = potassium *tert*-butoxide, TFAA = trifluoroacetic anhydride, MsCl = methanesulfonyl chloride, TsCl = *p*-toluenesulfonyl chloride, NsCl = 2-nitosulfonyl chloride, DIPEA = diisopropylethylamine.

which were difficult to separate by chromatography (entry 4). Other activating agents gave rise to the iminologous pseudohalohydrin without further reaction in conjunction with traces of other species with the characteristic nitrile ¹³C signals (entries 1–3, 5). Treatment of **1a** with DIPEA and TsCl, followed by KOtBu provided a more manageable reaction mixture, which was subjected to column chromatography to provide ketonitrile **2a** and epoxynitrile **3a** in a 3 : 1 ratio with a 31% combined yield (entry 6).¹⁵ Iminologous diol **1b** underwent a similar fragmentation process to afford a mixture of **2b** and **3b** in a 1 : 1 ratio with a 26% combined yield (entry 7). Ketonitriles **2a** and **2b** presumably arose from a semipinacol rearrangement pathway *via* a carbocation intermediate (*vide infra*). By switching to more electron-deficient **1c**, the epoxynitrile **3c** was synthesized as the sole product and isolated in 78% yield, suppressing the competing semipinacol rearrangement (entry 8). Increasing the equivalents of base and activating agent raised the yield to 88% (entry 9).

With the optimized conditions in hand, a series of iminologous diols **1d–q** were synthesized, and the scope of the reaction was investigated (Scheme 2). Switching the dibenzylamide moiety to dimethylamine, derived from DMF, slightly lowered the yield to 68% (**3d**). The presence of an aniline on the amide substituent did not hinder the reaction and **3e** was obtained in high yield. Other amides derived from cyclic amines such as pyrrolidine (**3f**) and morpholine (**3g**) were also well tolerated. Single crystals of **3f** were grown and analyzed by X-ray crystallography to confirm the identity of the molecule. By switching to a less electron-rich amide derived from *N*-methylaniline, the reaction became less efficient, but otherwise gave **3h** in synthetically useful yields. A substrate containing the

**Scheme 2** Scope of the iminologous ring-closure of iminologous diols **1c–q** via iminologous pseudohalohydrins to afford epoxynitriles **3c–q**. X-ray crystal structure of **3f** (displacement ellipsoid set at 30% probability level).

antidepressant desipramine fragment was isolated in 81% yield (**3i**). Changing the amide fragment to an equally electron-withdrawing CF₃ group afforded epoxide **3j** in 24% yield. Novel [2.2]- and [2.4]-spirocyclic epoxides **3k–m** were synthesized in low to good yields. Notably, the olefin group in **3m** was tolerated, which could be sensitive towards other oxidant-based epoxidation conditions. Reducing ring size of the precursor to five atoms gave propionitrile-tethered epoxide **3n** in 57% yield. Increasing the ring size to seven atoms gave **3o** in 32% yield. Interestingly, an isobaric side product (**3oa**) that does not contain a nitrile functional group was isolated. Based on the ¹³C NMR chemical shifts of the carbonyl species, and the coupling patterns of the methylene proton (see ESI†), the side product was proposed to be in a rigid, cyclic system. Thus, the structure of **3oa** was assigned to be a bicyclo[4.2.1]-dihydroisoxazole bearing an exocyclic amide and a strained bridgehead carbonyl. This product was presumed to arise from the direct intramolecular substitution on the electrophilic nitrogen atom

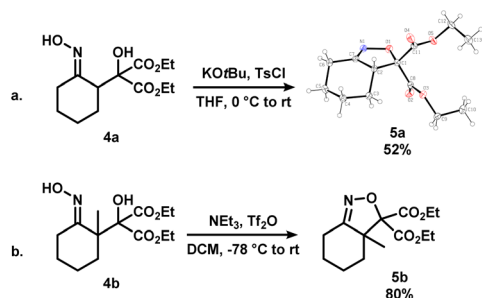


of the respective iminologous pseudohalohydrin by the negatively charged alkoxide. Lastly, substrates with substituents on the ring can also smoothly undergo the reaction to afford **3p** and **3q** in moderate to good yields.

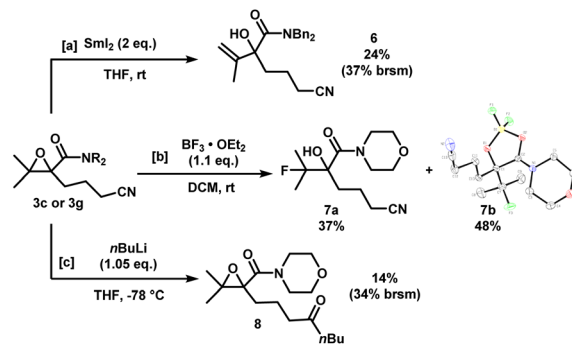
To further expand the scope of this process, **4a** and **4b**, where the alcohol moiety is external to the ring system, were synthesized (Scheme 3). Treatment of **4a** under standard conditions did not afford the desired epoxynitrile (Scheme 3a). To our surprise, similar to **30a**, a direct displacement of the pseudo-halide by the alkoxide onto the nitrogen atom occurred to exclusively give dihydroisoxazole **5a**. The identity of this species was further confirmed by single crystal X-ray crystallography. Analogous reactivity was observed when **4b** was employed, and the methylated dihydroisoxazines **5b** was isolated in high yields (Scheme 3b). The presence of the diester substituent could lower the barrier of cyclization to favour dihydroisoxazole formation instead of the desired pathway to afford epoxides.¹⁶

The epoxynitriles can undergo further transformations to access other highly decorated molecules (Scheme 4). Treatment of **3c** with SmI_2 in THF effected the regioselective ring-opening of the epoxide to afford allylic alcohol **6**. Lewis acid-mediated fluorination of **3g** using BF_3 gave fluorohydrin **7a** in 37% yield. To our surprise, a significant amount of borylated heterocycle **7b** did not undergo hydrolysis under reversed-phase chromatography conditions, and was isolated in 48% yield. The structure was identified by X-ray crystallography. Lastly, in the presence of a strong nucleophile such as $n\text{BuLi}$, the nitrile was reduced to the corresponding ketone, while maintaining the epoxide moiety, albeit in low yields.

We considered the mechanism of this transformation (Scheme 5). Without TsCl , the reaction does not proceed, and **1c** was recovered, indicating the intermediacy of the corresponding iminologous pseudohalohydrin (Scheme 5a). Using only one equivalent of KOtBu and TsCl gave **3c** in 44% isolated yield (Scheme 5b). It was previously established that when **1a** and **1b** were subjected to the reaction conditions, both the ring-closing products, **3a** and **3b**, and the H-migration products, **2a** and **2b**, were isolated (Scheme 5c). The ketones are presumed to arise from the [1,2]-H migration (semipinacol rearrangement) of the intermediates that contain adjacent carbocations. To further probe the presence of carbocations in amide-tethered substrates (since no migration was observed), oximes (\pm)-*cis*-



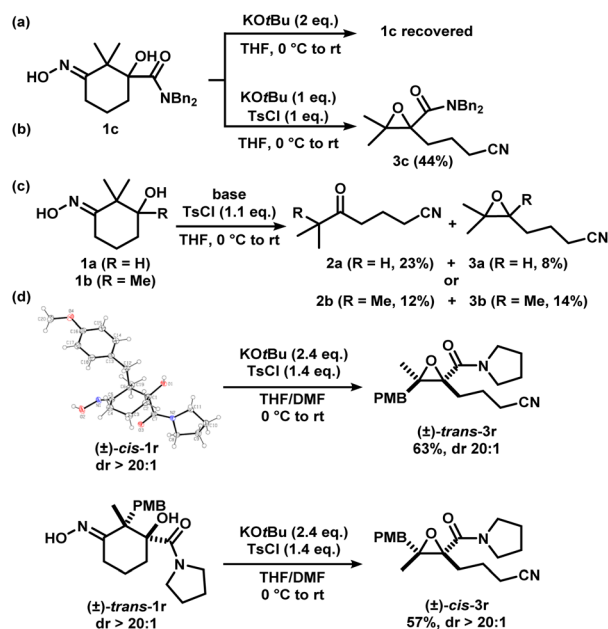
Scheme 3 Synthesis of dihydroisoxazoles **5a** (shown as X-ray crystal structure, displacement ellipsoid set at 30% probability level) and **5b** via the activation of iminologous diols **4a** and **4b**.



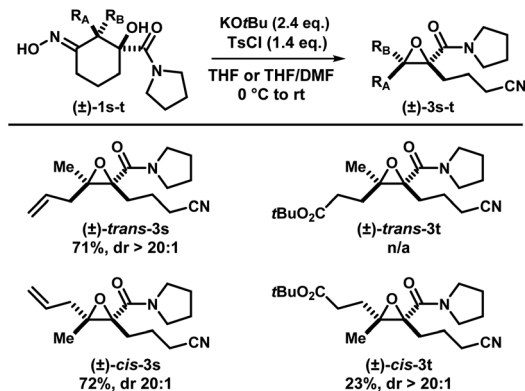
Scheme 4 Downstream functionalization of epoxynitriles **3c** and **3g**. X-ray crystal structure of **7b** (displacement ellipsoid set at 30% probability level).

1r and (\pm)-*trans*-**1r** were synthesized and isolated. The major isomer was crystallized, and a crystal structure was obtained to confirm the relative stereochemistry. Both isomers, (\pm)-*cis*-**1r** and (\pm)-*trans*-**1r**, were subsequently subjected to the standard conditions, and to our surprise, the epoxide products were afforded as diastereomerically pure species (\pm)-*trans*-**3r** and (\pm)-*cis*-**3r**, respectively (Scheme 5d). The relative configuration of the two diastereomers were assigned based on NOESY NMR assignment (see ESI†). This suggests the lack of planarization of the α -carbon atom (carbon in the α -position relative to the oxime), which is inconsistent with the formation of carbocations in this process. Therefore, C–O bond formation and C–C bond cleavage must occur in a concerted or otherwise stereo-specific fashion.

Two other substrates (\pm)-**1s** and (\pm)-**1t** were synthesized and the diastereomers were separated (Scheme 6). Subjecting of



Scheme 5 Mechanistic studies. X-ray crystal structure of (\pm)-*cis*-**1r** (displacement ellipsoid set at 30% probability level).



Scheme 6 Iminologous ring-closure of diastereomerically enriched (±)-1s and (±)-1t.

(±)-*trans*-1s and (±)-*cis*-1s to the optimized conditions provided epoxides (±)-*cis*-3s and (±)-*trans*-3s, respectively, with good yields in a stereospecific fashion. Ethylene ester-substituted (±)-*cis*-1t did not react under the reaction conditions, and the starting material was recovered upon hydrolysis during reversed-phase purification. Interestingly, diastereomeric (±)-*trans*-1t gave the desired epoxide (±)-*cis*-3t, albeit in low yields.

Considering the aforementioned results, we put forth a potential mechanism of the epoxidation process (Scheme 7a). First, the oxime is activated to form the corresponding iminologous pseudohalohydrin **A**. If the ring size is sufficiently large, or if the alkoxide is spatially close to the electrophilic nitrogen, a transannular or intramolecular substitution could occur to

give dihydroisoxazoles **B** (pathway a). Otherwise, **A** undergoes a stereospecific C–C fragmentation, where the group anti-periplanar to the tosylate migrates onto the nitrogen atom to generate nitrilium **C** as in the abnormal Beckmann rearrangement.^{11d} Facile fragmentation of **C** is expected to give the stabilized carbocation **D**, which could further undergo a semi-pinacol rearrangement to afford ketones **2** (pathway b). However, in amide-tethered substrates, the anionic oxygen atom in **A** likely undergoes direct intramolecular substitution to expel the oxime functional group by C–C cleavage in a concerted iminologous ring-closure to directly afford **3** (pathway c).¹⁷ This pathway is only possible if the oxygen atom is equatorial (Scheme 7b, green), which makes the C–O bond antiperiplanar to the breaking C–C bond as seen in the X-ray crystal structure of (±)-*cis*-1r. Since the equilibrium distribution of conformers is different between diastereomers, a change in reactivity would be expected, thus explaining the higher reactivity of (±)-*trans*-1t with respect to (±)-*cis*-1t.

Conclusions

We have shown that insertion of the imino fragment into the key bond-breaking step of the well-established epoxide ring-closure process results in a transition state that delivers a novel iminologous fragmentation reaction to afford tetra-substituted epoxides. The mechanism has been examined, and it was proposed that the reaction is stereospecific and follows a concerted ring-closure pathway. We anticipate the application of the principle of iminology in other established processes to further demonstrate that structural modification of reactive intermediates can be used as a strategy in the development of new transformations.

Author contributions

C.-H. T. and A. K. Y. conceived the project and wrote the manuscript. C.-H. T. designed and conducted the experiments. A. J. L. obtained and solved the crystal structures. All authors have given approval to the final version of the manuscript.

Conflicts of interest

A. K. Y. is an associate editor of *Chemical Science*.

Acknowledgements

NSERC is acknowledged for funding support. C.-H. T. thanks the Connaught Fund (U of T) for financial support. Discussions with the Yudin lab are gratefully acknowledged.

Notes and references

- (a) K. D. Collins, T. Gensch and F. Glorius, *Nat. Chem.*, 2014, **6**, 859–871; (b) R. M. Roberts, *Serendipity: Accidental Discoveries in Science*, Wiley, 1989; (c) M. Shevlin, *ACS Med. Chem. Lett.*, 2017, **8**, 601–607.

Scheme 7 (a) Proposed mechanism for the formation of ketonitriles, epoxynitriles and dihydroisoxazoles via the activation of iminologous diols **1** with TsCl. (b) Analysis on the reactivity between different conformers.



- 2 F. Z. Dörwald, *Side Reactions in Organic Synthesis*, Wiley-VCH, 2005.
- 3 V. Trudel, C.-H. Tien, A. Trofimova and A. K. Yudin, *Nat. Rev. Chem.*, 2021, **5**, 604–623.
- 4 A. K. Yudin, *Chem. Sci.*, 2020, **11**, 12423–12427.
- 5 For reviews, see: (a) R. C. Fuson, *Chem. Rev.*, 1935, **16**, 1–27; (b) G. Casiraghi, F. Zanardi, G. Appendino and G. Rassu, *Chem. Rev.*, 2000, **100**, 1929–1972; (c) G. Casiraghi, L. Battistini, C. Curti, G. Rassu and F. Zanardi, *Chem. Rev.*, 2011, **111**, 3076–3154; (d) C. Curti, L. Battistini, A. Sartori and F. Zanardi, *Chem. Rev.*, 2020, **120**, 2448–2612.
- 6 (a) R. M. Magid, *Tetrahedron*, 1980, **36**, 1901–1930; (b) J. A. Marshall, *Chem. Rev.*, 1989, **89**, 1503–1511; (c) F. G. Bordwell, A. H. Clemens and J. P. Cheng, *J. Am. Chem. Soc.*, 1987, **109**, 1773–1782.
- 7 M. Berthelot, M. Helbert, C. Laurence, J.-Y. Le Questel, F. Anvia and R. W. Taft, *J. Chem. Soc., Perkin Trans.*, 1993, **2**, 625–627.
- 8 (a) H. C. Kolb and K. B. Sharpless, *Tetrahedron*, 1992, **48**, 10515–10530; (b) S. A. Weissman, K. Rossen and P. J. Reider, *Org. Lett.*, 2001, **3**, 2513–2515.
- 9 (a) R. V. Kolakowski, M. Munpadi, Y. Zhang, T. J. Emge and L. J. Williams, *J. Am. Chem. Soc.*, 2009, **131**, 12910–12922; (b) T. Saget and N. Cramer, *Angew. Chem., Int. Ed.*, 2010, **49**, 8962–8965; (c) M. A. Drahl, M. Manpadi and L. J. Williams, *Angew. Chem., Int. Ed.*, 2013, **52**, 11222–11251.
- 10 During their synthesis of (±)-biotin, Confalone and co-workers reported an unexpected abnormal Beckmann rearrangement via a highly energetic 1-thiabicyclo[2.1.0]pentan-1-ium species as an intermediate (see scheme below), instead of a carbocation. However, no further studies were reported to support the claim:
-
- (a) P. T. Confalone, E. D. Lollar, G. Pizzolato and M. R. Uskoković, *J. Am. Chem. Soc.*, 1978, **100**, 6291–6292;
- (b) P. T. Confalone, G. Pizzolato, D. L. Confalone and M. R. Uskoković, *J. Am. Chem. Soc.*, 1980, **102**, 1954–1960.
- 11 For reviews, see: (a) X.-Y. Yu, J. R. Chen and W. J. Xiao, *Chem. Rev.*, 2021, **121**, 506–561; (b) K. A. Rykaczewski, E. R. Wearing, D. E. Blackmun and C. S. Schindler, *Nat. Synth.*, 2022, **1**, 24–36; (c) C. Pratley, S. Fenner and J. A. Murphy, *Chem. Rev.*, 2022, **122**, 8181–8260; (d) B. Zhao, Y. Zheng, C. Chen, M. Wang, M. Ma and Z. Shi, *Org. Chem. Front.*, 2021, **8**, 2985–2989; (e) R. E. Gawley, *Org. React.*, 1988, **35**, 1–420.
- 12 Selected examples: (a) P. V. Kattamuri, J. Zhao, T. Kanti Das, J. H. Siitonen, N. Morgan, D. H. Ess and L. Kürti, *J. Am. Chem. Soc.*, 2022, **144**, 10943–10949; (b) E. R. Wearing, D. E. Blackmun, M. R. Becker and C. S. Schindler, *J. Am. Chem. Soc.*, 2021, **143**, 16235–16242; (c) E. M. Dauncey, S. P. Morcillo, J. J. Douglas, N. S. Sheikh and D. Leonori, *Angew. Chem., Int. Ed.*, 2018, **57**, 744–748; (d) P. V. Kattamuri, J. Yin, S. Siriwongsup, D.-H. Kwon, D. H. Ess, Q. Li, G. Li, M. Yousufuddin, P. F. Richardson, S. C. Sutton and L. Kürti, *J. Am. Chem. Soc.*, 2017, **139**, 11184–11196.
- 13 (a) Z.-L. Song, C.-A. Fan and Y.-Q. Tu, *Chem. Rev.*, 2011, **111**, 7523–7556; (b) A. S. Perlin, Glycol-cleavage oxidation, in *Advances in Carbohydrate Chemistry and Biochemistry*, ed. D. Horton, Elsevier, Amsterdam, 2006, vol. 60, pp. 183–250.
- 14 (a) S. J. Touchette, E. M. Dunkley, L. L. Lowder and J. Wu, *Chem. Sci.*, 2019, **10**, 7812–7815; (b) H. Fujioka, N. Matsumoto, Y. Kuboki, H. Mitsukane, R. Ohta, T. Kimura and K. Murai, *Chem. Pharm. Bull.*, 2016, **64**, 718–722; (c) S. Kenaya, Y. Asaji, T. Yoshimura and J.-I. Matsuo, *Synlett*, 2020, **31**, 1201–1204.
- 15 Analogous competing semipinacol rearrangement and ring-closing pathways were observed in the Lewis acid-catalyzed Darzens epoxidation of carbonyl derivatives with diazoesters: D. G. Nam, S. Y. Shim, H.-M. Jeong and D. H. Ryu, *Angew. Chem., Int. Ed.*, 2021, **60**, 22236–22240.
- 16 M. E. Jung and G. Piizzi, *Chem. Rev.*, 2005, **105**, 1735–1766.
- 17 K. Prantz and J. Mulzer, *Chem. Rev.*, 2010, **110**, 3741–3766.

