

Cite this: *Chem. Sci.*, 2022, 13, 13117

All publication charges for this article have been paid for by the Royal Society of Chemistry

# A copper-catalyzed four-component reaction of arylcyclopropanes, nitriles, carboxylic acids and *N*-fluorobenzenesulfonimide: facile synthesis of imide derivatives†

Shengbiao Yang,<sup>‡ab</sup> Chunyang Liu,<sup>‡a</sup> Xiaoyan Shangguan,<sup>a</sup> Yan Li<sup>ID</sup> <sup>\*a</sup> and Qian Zhang<sup>ID</sup> <sup>ac</sup>

Received 3rd September 2022  
Accepted 26th October 2022

DOI: 10.1039/d2sc04913a

rsc.li/chemical-science

An unprecedented copper-catalyzed four-component reaction of arylcyclopropanes, nitriles, carboxylic acids and *N*-fluorobenzenesulfonimide (NFSI) has been successfully developed, which represents the first example of a four-component reaction of non-donor–acceptor cyclopropanes. A wide range of imide derivatives were efficiently synthesized in excellent yields under mild conditions.

## Introduction

Cyclopropanes, as the smallest carbocyclic compounds, have been emerging as very useful synthetic building blocks in modern organic synthesis due to their high  $\pi$ -character, inherent angle strain and intrinsic torsional strain, which confer versatile possibilities for ring-opening and elaboration.<sup>1</sup> On the other hand, multicomponent reactions (MCRs) have been recognized as a very powerful tool for the facile and efficient construction of complex and valuable compounds,<sup>2</sup> in particular the incorporation of substantial portions of more than three reactants in the same product through a one-pot procedure, owing to its high step-economy. Therefore, multicomponent reactions involving cyclopropanes have attracted much attention of synthetic chemists. So far, some impressive approaches for the three-component reaction of cyclopropane, especially ring-opening 1,3-difunctionalization have been investigated intensively. Various three-component reactions of cyclopropane with either one nucleophile and one electrophile,<sup>3</sup> or one nucleophile and one radical trapping agent or one radical species,<sup>4</sup> or even with two nucleophiles,<sup>5</sup> have been well established in the past few years. In sharp contrast, the corresponding four-component reactions which have many more

difficulties in delicately controlling the subtle balance between reactivity and selectivity of each component, are still very scarce.<sup>6</sup> In this context, Studer and coworkers<sup>6a</sup> pioneered a Lewis acid-mediated four-component 1,3-bifunctionalization of donor–acceptor (D–A) cyclopropanes with arenes, nitrosoarenes and  $AlBr_3$  to provide  $\gamma,\gamma$ -disubstituted *N*-arylated  $\alpha$ -amino ester derivatives in 2016 (Scheme 1A). Subsequently, the same group<sup>6b</sup> has also achieved an analogous four-component reaction involving D–A cyclopropanes, alkyl halides, 2-lithioindoles and boronic ester, and thereby provided a convenient route to synthetically valuable 2,3-disubstituted-2-boronated indoline derivatives. In spite of these impressive advances, to the best of our knowledge, the four-component reaction of non-D–A cyclopropanes has never been reported to date.

Imides are commonly occurring in natural products and pharmacologically active compounds<sup>7</sup> and have been widely applied in polymer chemistry<sup>8</sup> as well as in organic synthesis.<sup>9</sup> Therefore, their synthesis has evolved into one of the important topics in modern synthesis, resulting in numerous methods, including condensation of amides and carboxylic acid derivatives (such as carboxylic acids, carboxylic acid salts, acyl chlorides, esters, *etc.*),<sup>10</sup> the oxidation of *N,N*-dialkyl amides or *N*-alkyl amides,<sup>11</sup> the Ritter-type reaction of nitriles with anhydrides or carboxylic acids,<sup>12</sup> oxidative ring-opening of oxazole or

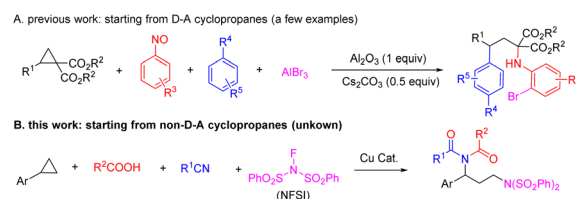
<sup>a</sup>Key Laboratory of Functional Organic Molecule Design & Synthesis of Jilin Province, Department of Chemistry, Northeast Normal University, Changchun, Jilin 130024, China. E-mail: liy078@nenu.edu.cn

<sup>b</sup>Heze Branch, Qilu University of Technology (Shandong Academy of Sciences), Biological Engineering Technology Innovation Center of Shandong Province, 274000, China

<sup>c</sup>State Key Laboratory of Organometallic Chemistry, Shanghai Institute of Organic Chemistry, Chinese Academy of Sciences, Shanghai 200032, China

† Electronic supplementary information (ESI) available. See DOI: <https://doi.org/10.1039/d2sc04913a>

‡ These authors contributed equally.



Scheme 1 Four-component 1,3-difunctionalization of cyclopropanes.



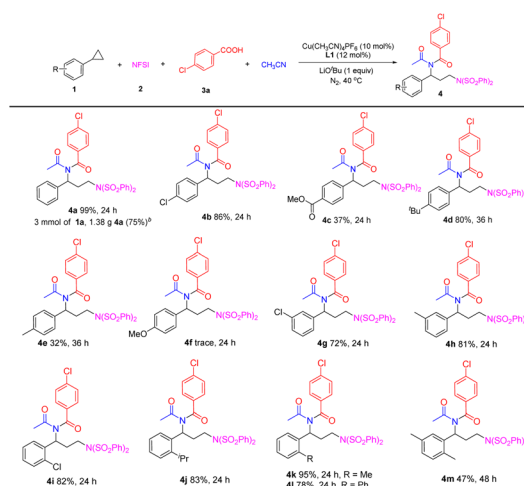
imidazole derivatives,<sup>13</sup> and hydroamidocarbonylation of 1,3-dienes.<sup>14</sup> Recently, an electrochemical four-component 1,2-alkyloxyimidation of alkenes has been successfully established for the synthesis of imides.<sup>15</sup> Herein, we describe a novel copper-catalyzed four-component 1,3-diimidization of arylcyclopropanes, *N*-fluorobenzenesulfonimide (NFSI), nitriles and carboxylic acids, efficiently synthesizing a wide range of imide derivatives in good to excellent yields under mild conditions (Scheme 1B).

## Results and discussion

At the beginning, we chose the reaction of phenylcyclopropane (**1a**), NFSI (**2**), 4-chlorobenzoic acid (**3a**) and acetonitrile as the model reaction to optimize the reaction conditions (for details, see ESI Tables S1–S3†). After the reaction was conducted in the presence of 10 mol% Cu(CH<sub>3</sub>CN)<sub>4</sub>PF<sub>6</sub> and 12 mol% 6,6'-dimethylbipyridine (**L1**) in anhydrous acetonitrile at 40 °C under a nitrogen atmosphere for 24 hours, we are delighted to find that the desired imide **4a** was obtained in an almost quantitative yield (Table 1, entry 1). The ligand could significantly affect the efficiency of this reaction and **L1** was proved to be the most efficient ligand (entries 2–5). The absence of LiO<sup>t</sup>Bu reduced the yield of **4a** to 75% (entry 6). Anhydrous acetonitrile and the nitrogen atmosphere are favourable for the reaction (entries 7 and 8). The lower reaction temperature only slightly decreased the yield of **4a**, while the higher temperature led to a dramatic reduction in **4a** yield (entries 9 and 10).

With the optimized conditions in hand, we turned to investigate the scope of arylcyclopropanes in the novel four-

Table 2 Scope of arylcyclopropanes<sup>a</sup>



<sup>a</sup> Reaction was performed with **1** (0.4 mmol, 2 equiv.), NFSI (**2**, 0.5 mmol, 2.5 equiv.), **3a** (0.2 mmol), Cu(CH<sub>3</sub>CN)<sub>4</sub>PF<sub>6</sub> (0.02 mmol, 10 mol%), **L1** (0.024 mmol, 12 mol%) and LiO<sup>t</sup>Bu (0.2 mmol, 1 equiv.) in anhydrous CH<sub>3</sub>CN (2 mL) under a N<sub>2</sub> atmosphere at 40 °C. Isolated yields are given. <sup>b</sup> 5 mol% Cu(CH<sub>3</sub>CN)<sub>4</sub>PF<sub>6</sub> and 6 mol% **L1** were used.

component reaction (Table 2). The arylcyclopropanes with an electron-withdrawing group at the *para*-position of the benzene ring, such as chloride and carboxylic ester, could smoothly react with **2**, **3a** and acetonitrile, furnishing desired imides **4b** and **4c**. The arylcyclopropanes bearing an electron-donating group were also tested. *para*-Tetrabutyl substituted arylcyclopropanes **1d** afforded imide **4d** in 80% yield. *para*-Methyl substituted **1e** produced the desired **4e** in 32% yield; meanwhile a three-component aminoesterification reaction of **1g** with **2** and **3a** took place and produced **4e'** in 24% yield. *para*-Methoxyl substituted arylcyclopropane **1f** only underwent three-component aminoesterification to give the aminoesterification product **4f'**, and no desired imide **4f** was observed. When arylcyclopropanes with either an electron-withdrawing or electron-donating group were at the *meta*- or *ortho*-position of the benzene ring, the desired four-component reaction worked well and formed imide derivatives **4g**–**4m** in 47–95% yields. Furthermore, a gram-scale reaction (3 mmol of **1a**) readily produced **4a** in 75% yield.

Subsequently, the scope of carboxylic acids **3** was investigated (Table 3). A wide range of benzoic acid derivatives with different substituents at the *para*-position of the benzene ring, including electron-withdrawing groups such as bromine, iodine, formyl, acetyl, nitro group, and cyano were satisfactorily compatible with the four-component reaction, furnishing imides **5a**–**5f** in excellent yields (91–99%). Benzoic acid was also a suitable substrate to afford **5g** in 81% yield. *para*-Electron-donating group substituted benzoic acids such as methoxyl and ethyl can smoothly participate in the reaction to deliver the corresponding imides **5h** and **5i** in 46% and 74% yields. The reactions of *meta*-substituted benzoic acids could efficiently proceed and afforded the desired products **5j** and **5k** in 81% and

Table 1 Optimization of the reaction conditions<sup>a</sup>

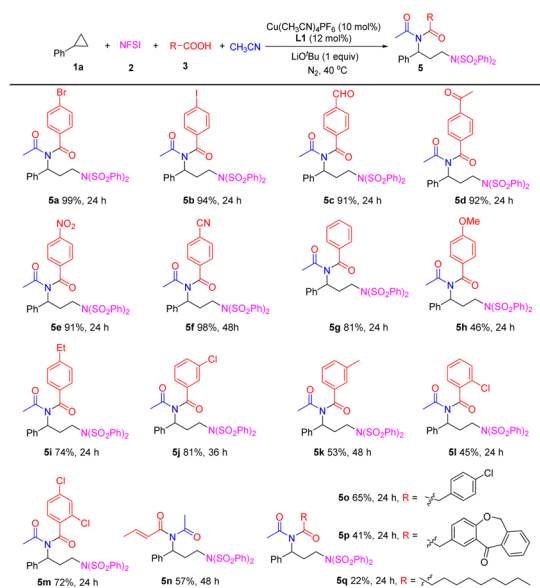
Reaction scheme showing the synthesis of imide **4a** from phenylcyclopropane **1a**, NFSI **2**, 4-chlorobenzoic acid **3a**, and CH<sub>3</sub>CN. The reaction conditions are Cu(CH<sub>3</sub>CN)<sub>4</sub>PF<sub>6</sub> (10 mol%), L1 (12 mol%), LiO<sup>t</sup>Bu (1 equiv.), N<sub>2</sub>, 40 °C, 24 h. The reaction is performed under "standard conditions".

Entry	Variation from the standard conditions	Yield <sup>b</sup> (%)
1	None	99
2	Without the ligand	Trace
3	<b>L2</b> instead of <b>L1</b>	n.r.
4	<b>L3</b> instead of <b>L1</b>	n.r.
5	<b>L4</b> instead of <b>L1</b>	73
6	Without LiO <sup>t</sup> Bu	75
7	Air instead of N <sub>2</sub>	20
8	Commercial CH <sub>3</sub> CN instead of anhydrous CH <sub>3</sub> CN	73
9	25 °C instead of 40 °C	96
10	60 °C instead of 40 °C	40

Chemical structures of ligands **L1**, **L2**, **L3**, and **L4**.

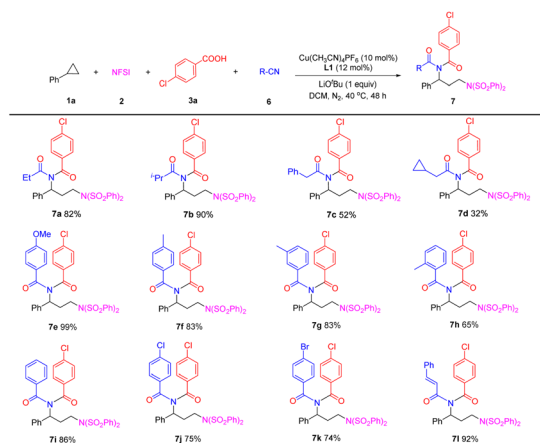
<sup>a</sup> Reaction was performed with **1a** (0.4 mmol, 2 equiv.), NFSI (**2**, 0.5 mmol, 2.5 equiv.), **3a** (0.2 mmol), Cu(CH<sub>3</sub>CN)<sub>4</sub>PF<sub>6</sub> (0.02 mmol, 10 mol%), ligand (0.024 mmol, 12 mol%) and LiO<sup>t</sup>Bu (0.2 mmol, 1 equiv.) in anhydrous CH<sub>3</sub>CN (2 mL) under a N<sub>2</sub> atmosphere. <sup>b</sup> Yield was determined by <sup>1</sup>H NMR with  $\alpha$ -methylstyrene as an internal standard. n.r. = no reaction.



Table 3 Scope of carboxylic acids<sup>a</sup>

<sup>a</sup> Reaction was performed with **1a** (0.4 mmol, 2 equiv.), NFSI (2, 0.5 mmol, 2.5 equiv.), **3** (0.2 mmol),  $Cu(CH_3CN)_4PF_6$  (0.02 mmol, 10 mol%), **L1** (0.024 mmol, 12 mol%) and LiO'Bu (0.2 mmol, 1 equiv.) in anhydrous  $CH_3CN$  (2 mL) under a  $N_2$  atmosphere at 40 °C. Isolated yields are given.

53% yields, respectively. *ortho*-Chlorobenzoic acid and *meta*-,*ortho*-dichlorobenzoic acid could be converted to the desired **5l** and **5m** in 45% and 72% yields. While using *ortho*-methyl substituted benzoic acid or *meta*-,*ortho*-dimethylbenzoic acid as the substrates, the expected imides were detected in very low yields (<10%). In addition,  $\alpha,\beta$ -unsaturated carboxyl acid (*E*-crotonic acid) was also viable and provided **5n** in 57% yield.

Table 4 Scope of nitriles<sup>a</sup>

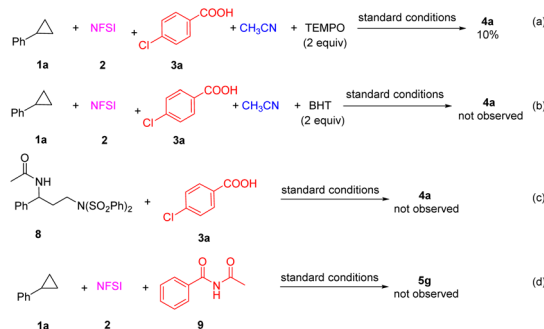
<sup>a</sup> Reaction was performed with **1a** (0.4 mmol, 2 equiv.), NFSI (2, 0.5 mmol, 2.5 equiv.), **3a** (0.2 mmol), **6** (3 mmol, 15 equiv.)  $Cu(CH_3CN)_4PF_6$  (0.02 mmol, 10 mol%), **L1** (0.024 mmol, 12 mol%) and LiO'Bu (0.2 mmol, 1 equiv.) in anhydrous DCM (2 mL) under a  $N_2$  atmosphere at 40 °C for 48 h. Isolated yields are given.

Interestingly, during this reaction, the C–C double bond is retained intact. Aliphatic carboxylic acids, such as 4-chlorophenylacetic acid, and especially, drug molecule isoxepac acid, could smoothly participate in this reaction to form products **5o** and **5p** in moderate yields. This result demonstrated the four-component reaction's potential to perform late-stage functionalization and provided facile access to amine-containing drug analogues. Decanoic acid could undergo the four-component reaction to afford desired imide **5q**, albeit with a low yield.

Additionally, the scope of nitriles was also examined. After slightly adjusting the reaction conditions, we were pleased to find that using dichloromethane (DCM) as the reaction solvent, the four-component reaction of **1a**, **2**, **3a** and propionitrile (**6a**, 15 equiv.) worked well, producing the desired imide **7a** in good yield. As seen in Table 4, the reaction of isobutyronitrile formed the corresponding product **7b** in 90% yield. Other alkyl-substituted nitriles, such as benzyl cyanide and cyclopropylacetonitrile were suitable substrates to form imides **7c** and **7d**, albeit in diminished yields. Aryl nitriles with either electron-donating or electron-withdrawing groups at the *para*-, *meta*- or *ortho*-position of the benzene ring were tolerated, affording products **7e–7k** in 65–99% yields. When cinnamitrile was subjected to the reaction, the desired product **7l** was obtained in 92% yield.

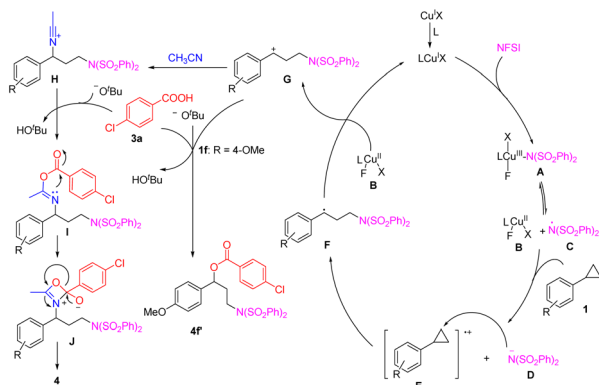
To gain insight into the reaction mechanism, several control experiments were performed (Scheme 2). The addition of 2,2,6,6-tetramethylpiperidine-1-oxyl (TEMPO) sharply decreased the yield of **4a** to 10% (Scheme 2a) and the use of 2,6-ditert-butyl-4-methylphenol (BHT) completely suppressed the formation of **4a** (Scheme 2b). These results suggested that the reaction might involve radical intermediates. In previous reports, arylcyclopropane **1** can react with NFSI and acetonitrile to form diaminative product **8**.<sup>16</sup> Thus, the pre-prepared compound **8** was treated with carboxylic acid **3a** under the standard conditions, but no desired **4a** was observed (Scheme 2c). Additionally, the possible intermediate imide **9**,<sup>17</sup> was also prepared and subjected to the reaction of **1a** with NFSI under standard conditions, but no desired **5g** was detected (Scheme 2d).

Based on the above experimental results and previously reported research studies,<sup>5a–c,15,18,19</sup> a plausible mechanism is depicted in Scheme 3. A single electron oxidation between arylcyclopropane **1** and the Cu(III)–N species **A** or the radical



Scheme 2 Control experiments.





Scheme 3 Proposed mechanism.

species **C** occurred to form the radical cation **E** and the nitrogen anion **D**, followed by nucleophilic ring-opening and oxidation to generate the benzylic carbocation intermediate **G**.<sup>4a</sup> Subsequently, this intermediate was intermolecularly trapped by acetonitrile to produce nitrilium ion **H**. Then, a cascade nucleophilic attack of **H** by carboxyl acid **3a** and a 1,3-acyl transfer<sup>19</sup> occurred to furnish the desired product **4**. When the *para*-position of the benzene ring contained a strong electron-donating group, such as the methoxyl group (**1f**) as the starting material, the corresponding carbocation intermediate **G** could be trapped by the *para*-chlorobenzoate anion rather than nitrile to afford aminoxylation product **4f**.<sup>20</sup>

## Conclusions

In summary, we have developed a copper-catalyzed four-component 1,3-diimidization of arylcyclopropanes with commercially available NFSI, carboxylic acids and nitriles, which represents the first example of a four-component reaction of non-D-A cyclopropanes. This strategy provides a new and effective way for synthesizing a series of imides in good to excellent yields under mild conditions. This strategy opens a new way for the multiple-component reaction of cyclopropanes.

## Data availability

All experimental and characterization data in this article are available in the ESI.†

## Author contributions

Y. Li, S. Yang and Q. Zhang designed the research. S. Yang and C. Liu carried out the experiments and carried out the analysis. Y. Li and Q. Zhang supervised the project. Y. Li and S. Yang co-wrote the paper. Q. Zhang guided and revised the paper. All authors read and commented on the manuscript.

## Conflicts of interest

There are no conflicts to declare.

## Acknowledgements

We thank the National Natural Science Foundation of China (22193012 and 21831002), the Fundamental Research Funds for the Central Universities (2412022ZD049) and the Ten Thousand Talents Program for generous financial support.

## Notes and references

- (a) H. N. C. Wong, M.-Y. Hon, C.-W. Tse, Y.-C. Yip, J. Tanko and T. Hudlicky, *Chem. Rev.*, 1989, **89**, 165–198; (b) C. Ebner and E. M. Carreira, *Chem. Rev.*, 2017, **117**, 11651–11679; (c) Y. Qin and P. Tang, *Synthesis*, 2012, **44**, 2969–2984.
- (a) J. Zhu and H. Bienaymé, *Multicomponent Reactions*, Wiley-VCH, Weinheim, 2005; (b) E. Ruijter, R. Scheffelaar and R. V. Orru, *Angew. Chem., Int. Ed.*, 2011, **50**, 6234–6246; (c) A. Domling, W. Wang and K. Wang, *Chem. Rev.*, 2012, **112**, 3083–3135; (d) B. H. Rotstein, S. Zaretsky, V. Rai and A. K. Yudin, *Chem. Rev.*, 2014, **114**, 8323–8359.
- (a) C. Sparr and R. Gilmour, *Angew. Chem., Int. Ed.*, 2011, **50**, 8391–8395; (b) S. Das, C. G. Daniliuc and A. Studer, *Angew. Chem., Int. Ed.*, 2017, **56**, 11554–11558; (c) C. H. U. Gregson, V. Ganesh and V. K. Aggarwal, *Org. Lett.*, 2019, **21**, 3412–3416; (d) K. Singh, T. Bera, V. Jaiswal, S. Biswas, B. Mondal, D. Das and J. Saha, *J. Org. Chem.*, 2019, **84**, 710–725; (e) B. Mondal, D. Das and J. Saha, *Org. Lett.*, 2020, **22**, 5115–5120; (f) N. O. Ilchenko, M. Hedberg and K. J. Szabó, *Chem. Sci.*, 2017, **8**, 1056–1061; (g) V. M. Y. Leung, M. H. Gieuw, Z. Ke and Y.-Y. Yeung, *Adv. Synth. Catal.*, 2020, **362**, 2039–2044.
- (a) D. Petzold, P. Singh, F. Almqvist and B. König, *Angew. Chem., Int. Ed.*, 2019, **58**, 8577–8580; (b) L. Ge, D.-X. Wang, R. Xing, D. Ma, P. J. Walsh and C. Feng, *Nat. Commun.*, 2019, **10**, 4367–4375; (c) Z. Zuo, C. G. Daniliuc and A. Studer, *Angew. Chem., Int. Ed.*, 2021, **60**, 25252–25257.
- (a) S. Yang, L. Wang, H. Zhang, C. Liu, L. Zhang, X. Wang, G. Zhang, Y. Li and Q. Zhang, *ACS Catal.*, 2018, **9**, 716–721; (b) L. Wang, X. Wang, G. Zhang, S. Yang, Y. Li and Q. Zhang, *Org. Chem. Front.*, 2019, **6**, 2934–2938; (c) X. Wang, L. Wang, S. Yang, L. Zhang, Y. Li and Q. Zhang, *Org. Biomol. Chem.*, 2020, **18**, 4932–4935; (d) C. R. Pitts, B. Ling, J. A. Snyder, A. E. Bragg and T. Lectka, *J. Am. Chem. Soc.*, 2016, **138**, 6598–6609; (e) Y. Wang and J. M. Tanko, *J. Chem. Soc., Perkin Trans. 1*, 1998, **2**, 2705–2712.
- (a) S. Das, C. G. Daniliuc and A. Studer, *Org. Lett.*, 2016, **18**, 5576–5579; (b) S. Das, C. G. Daniliuc and A. Studer, *Angew. Chem., Int. Ed.*, 2018, **57**, 4053–4057.
- (a) P. J. Voorstad, J. M. Chapman, J. H. Cocolas, S. D. Wyrick and I. H. Hall, *J. Med. Chem.*, 1985, **28**, 9–12; (b) G. R. Pettit, Y. Kamano, C. Dufresne, R. L. Cerny, C. L. Herald and J. M. Schmidt, *J. Org. Chem.*, 1989, **54**, 6005–6006; (c) S. Hinterberger, O. Hofer and H. Greger, *Tetrahedron*, 1994, **50**, 6279–6286; (d) D. G. Nagle, V. J. Paul, M. A. Roberts and M. A. Ypaamide, *Tetrahedron Lett.*, 1996, **37**, 6263–6266; (e) A. Kamal, N. L. Gayatri, D. R. Reddy, P. S. M. Mohan Reddy, M. Arifuddin, S. G. Dastidar, A. K. Kondapi and M. Rajkumar, *Bioorg. Med. Chem.*, 2005,



- 13, 6218–6225; (f) T. Pacher, A. Raninger, E. Lorbeer, L. Brecker, P. P.-H. But and H. Greger, *J. Nat. Prod.*, 2010, **73**, 1389–1393; (g) G. M. Keating, *Drugs*, 2017, **77**, 459–472; (h) A. V. Bogolubsky, Y. S. Moroz, O. Savych, S. Pipko, A. Konovets, M. O. Platonov, O. V. Vasylenko, V. V. Hurmach and O. O. Grygorenko, *ACS Comb. Sci.*, 2017, **20**, 35–43; (i) S. K. Misra, T. L. Kampert and D. Pan, *Bioconjugate Chem.*, 2018, **29**, 1419–1427; (j) C. Zhao, Z. Ye, Z.-X. Ma, S. A. Wildman, S. A. Blaszczyk, L. Hu, I. A. Guizei and W. Tang, *Nat. Commun.*, 2019, **10**, 4015; (k) R. Sunnapu, S. N. Banoth, R. S. Reyno, A. Thomas, N. Venugopal and G. Rajendar, *J. Org. Chem.*, 2020, **85**, 4103–4113.
- 8 (a) X. Chen, C. Xu, T. Wang, C. Zhou, J. Du, Z. Wang, H. Xu, T. Xie, G. Bi, J. Jiang, X. Zhang, J. N. Demas, C. O. Trindle, Y. Luo and G. Zhang, *Angew. Chem., Int. Ed.*, 2016, **55**, 9872–9876; (b) L. I. Buruiana, A. I. Barzic, I. Stoica and C. Hulubei, *J. Polym. Res.*, 2016, **23**, 217; (c) S. Naqvi, M. Kumar and R. Kumar, *ACS Omega*, 2019, **4**, 19735–19745; (d) D. Çakal, A. Cihaner and A. M. Önal, *J. Electroanal. Chem.*, 2020, **862**, 114000; (e) K. Yang, X. Zhang, A. Harbuzaru, L. Wang, Y. Wang, C. Koh, H. Guo, Y. Shi, J. Chen, H. Sun, K. Feng, M. C. Ruiz Delgado, H. Y. Woo, R. P. Ortiz and X. Guo, *J. Am. Chem. Soc.*, 2020, **142**, 4329–4340.
- 9 (a) M. S. Taylor and E. N. Jacobsen, *J. Am. Chem. Soc.*, 2003, **125**, 11204–11205; (b) M. P. Sibi, N. Prabakaran, S. G. Ghorpade and C. P. Jasperse, *J. Am. Chem. Soc.*, 2003, **125**, 11796–11797.
- 10 (a) O. H. Wheeler and O. Rosado, Chemistry of imidic compounds, in *The Chemistry of Amides*, 1970, pp. 335–381; (b) M. B. Andrus, W. Li and R. F. Keyes, *Tetrahedron Lett.*, 1998, **39**, 5465–5468; (c) N. Mushtaq, Q. Wang, G. Chen, B. Bashir, H. Lao, Y. Zhang, L. R. Sidra and X. Fang, *Polymer*, 2020, **190**, 122218–122228.
- 11 (a) J. Sperry, *Synthesis*, 2011, **22**, 3569–3580; (b) W. Huang and M. L. Xu, *J. Chem. Res.*, 2013, **37**, 77–79; (c) I. Itoh, Y. Matsusaki, A. Fujiya, N. Tada, T. Miura and A. Itoh, *Tetrahedron Lett.*, 2014, **55**, 3146–3148; (d) W. Lu, C. Mei and Y. Hu, *Synthesis*, 2018, **50**, 2999–3005.
- 12 (a) K. M. Majerski, R. Margeta and J. Veljković, *Synlett*, 2005, 2089–2091; (b) E. M. Nasr, M. Montazerzohori and N. Filvan, *J. Serb. Chem. Soc.*, 2012, **77**, 415–421; (c) M. M. Khodaei and E. Nazari, *Tetrahedron Lett.*, 2012, **53**, 2881–2884.
- 13 (a) R. B. Bates, F. A. Fletcher, K. D. Janda and W. A. Miller, *J. Org. Chem.*, 1984, **49**, 3038; (b) D. A. Evans, P. Nagorny and R. Xu, *Org. Lett.*, 2007, **8**, 5669–5671; (c) Y. Peng, C. T. Feng, Y. Q. Li, F. X. Chen and K. Xu, *Org. Biomol. Chem.*, 2019, **17**, 6570–6573.
- 14 H. Li, X. Fang, R. Jackstell, H. Neumann and M. Beller, *Chem. Commun.*, 2016, **52**, 7142–7145.
- 15 X. Zhang, T. Cui, X. Zhao, P. Liu and P. Sun, *Angew. Chem., Int. Ed.*, 2020, **59**, 3465–3469.
- 16 (a) H. Zhang, W. Pu, T. Xiong, Y. Li, X. Zhou, K. Sun, Q. Liu and Q. Zhang, *Angew. Chem., Int. Ed.*, 2013, **52**, 2529–2533; (b) M. Skvorcova, L. T. Lukasevics and A. Jirgensons, *J. Org. Chem.*, 2019, **84**, 3780–3792.
- 17 (a) R. H. Wiley and W. B. Guarrant, *J. Am. Chem. Soc.*, 1949, **71**, 981–982; (b) K. Mlinarić-Majerski, R. Margeta and J. Veljković, *Synlett*, 2005, **13**, 2089–2091; (c) M. M. Khodaei and E. Nazari, *Tetrahedron Lett.*, 2012, **53**, 2881–2884.
- 18 (a) Y. Shen, Q. Li, G. Xu and S. Cui, *Org. Lett.*, 2018, **20**, 5194–5197; (b) J. Chen, Y. Shao, L. Ma, M. Ma and X. Wan, *Org. Biomol. Chem.*, 2016, **14**, 10723–10732; (c) L. Vanoye, A. Ham-moud, H. Gérard, A. Barnes, R. Philippe, P. Fongarland, C. de Bellefon and A. Favre-Réguillon, *ACS Catal.*, 2019, **9**, 9705–9714.
- 19 (a) D. Y. Curtin and L. L. Miller, *Tetrahedron Lett.*, 1965, **6**, 1869–1876; (b) J. S. P. Schwarz, *J. Org. Chem.*, 1972, **37**, 2906–2908; (c) K. Brady and A. F. Hegarty, *J. Chem. Soc., Perkin Trans. 1*, 1980, **2**, 121–126.
- 20 D. Wu, S. S. Cui, Y. Lin, L. Li and W. Yu, *J. Org. Chem.*, 2019, **84**, 10978–10989.

