


IN THIS ISSUE

ISSN 0003-2654 CODEN ANALAO 148(12) 2647-2872 (2023)



Cover

See Hamed Abbasi, Gerwin J. Puppels *et al.*, pp. 2676–2682.

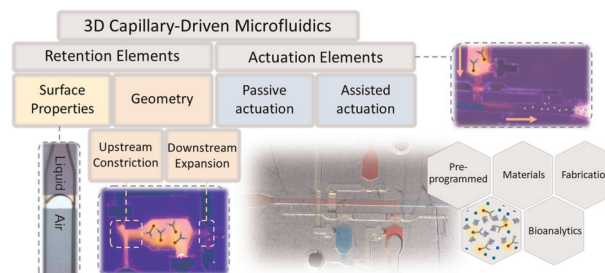
Image reproduced by permission of Lorraine Jean Lauwerends from *Analyst*, 2023, **148**, 2676.

CRITICAL REVIEW

2657

Capillary-driven microfluidics: impacts of 3D manufacturing on bioanalytical devices

Pooya Azizian, Jasmina Casals-Terré, Jordi Ricart and Joan M. Cabot*

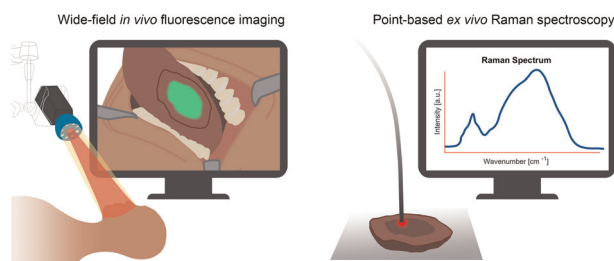


PAPERS

2676

Development of a near-infrared Raman spectroscopy setup compatible with fluorescence-guided surgery

Hamed Abbasi,* Lorraine J. Lauwerends, Tom C. Bakker Schut, Inês P. Santos, Peter J. Caspers, Jose A. U. Hardillo, Senada Koljenović, Alexander L. Vahrmeijer, Robert J. Baatenburg de Jong, Stijn Keereweere and Gerwin J. Puppels*



Editorial Staff

Executive Editor

Philippa Ross

Deputy Editor

Alice Smallwood

Editorial Production Manager

Jason Woolford

Development Editor

Celeste Brady

Publishing Editors

Gabriel Clarke, Derya Kara-Fisher,
Emma Stephen, Ziva Whitelock

Publishing Assistant

Andrea Whiteside

Editorial Assistant

Leo Curtis

Publisher

Jeanne Andres

For queries about submitted articles please contact
Jason Woolford, Editorial production manager, in the first
instance. E-mail analyst@rsc.org

For pre-submission queries please contact
Philippa Ross, Executive editor.
E-mail analyst-rsc@rsc.org

Analyst (electronic: ISSN 1364-5528) is published
24 times a year by the Royal Society of Chemistry,
Thomas Graham House, Science Park, Milton Road,
Cambridge, UK CB4 0WF.

All orders, with cheques made payable to the Royal Society of
Chemistry, should be sent to the Royal Society of Chemistry
Order Department, Royal Society of Chemistry,
Thomas Graham House, Science Park, Milton Road,
Cambridge, CB4 0WF, UK
Tel +44 (0)1223 432398; E-mail orders@rsc.org

2023 Annual (electronic) subscription price: £2372; US\$4152.
Customers in Canada will be subject to a surcharge to cover
GST. Customers in the EU subscribing to the electronic version
only will be charged VAT.

If you take an institutional subscription to any Royal Society of
Chemistry journal you are entitled to free, site-wide web access
to that journal. You can arrange access via Internet Protocol
(IP) address at www.rsc.org/ip

Customers should make payments by cheque in sterling
payable on a UK clearing bank or in US dollars payable
on a US clearing bank.

Whilst this material has been produced with all due care, the
Royal Society of Chemistry cannot be held responsible or liable
for its accuracy and completeness, nor for any consequences
arising from any errors or the use of the information contained
in this publication. The publication of advertisements does not
constitute any endorsement by the Royal Society of Chemistry
or Authors of any products advertised. The views and opinions
advanced by contributors do not necessarily reflect those of
the Royal Society of Chemistry which shall not be liable for
any resulting loss or damage arising as a result of reliance
upon this material. The Royal Society of Chemistry is a charity,
registered in England and Wales, Number 207890, and a
company incorporated in England by Royal Charter (Registered
No. RC000524), registered office:
Burlington House, Piccadilly, London W1J 0BA, UK,
Telephone: +44 (0) 207 4378 6556.

Advertisement sales:

Tel +44 (0) 1223 432246; Fax +44 (0) 1223 426017;
E-mail advertising@rsc.org

For marketing opportunities relating to this journal,
contact marketing@rsc.org

Analyst

rsc.li/analyst

The home of premier fundamental discoveries, inventions and applications in the analytical
and bioanalytical sciences

Editorial Board

Editor-in-Chief

Norman Dovichi, University of Notre Dame,
USA

Associate Editors

Damien Arrigan, Curtin University, Australia
Ryan Bailey, University of Michigan, USA
Jaebum Choo, Chung-Ang University, South
Korea

Karen Faulds, University of Strathclyde, UK
Hideaki Hisamoto, Osaka Metropolitan
University, Japan

Baohong Liu, Fudan University, China
Nicole Pamme, Stockholm University,
Sweden

Hua-Zhong Yu, Simon Fraser University,
Canada
Jun-Jie Zhu, Nanjing University, China

Members

Susan Lunte, University of Kansas, USA

Advisory Board

Matthew Baker, University of Central
Lancashire, UK
Paul W Bohn, University of Notre Dame, USA
Claudia Conti, CNR, Italy
R Graham Cooks, Purdue University, USA
Jeffrey Dick, The University of North
Carolina at Chapel Hill, USA
Volker K. Deckert, University of Jena,
Germany
Joshua Edel, Imperial College London, UK
Qun Fang, Zhejiang University, China
Facundo Fernandez, Georgia Institute of
Technology, USA
Roy Goodacre, University of Liverpool, UK
Duncan Graham, University of Strathclyde,
UK

Robert T Kennedy, University of Michigan,
USA
Kagan Kerman, University of Toronto,
Canada
Christine Kranz, Ulm University, Germany
Annamalai Senthil Kumar, Vellore Institute
of Technology University, India
Xiujun Li, University of Texas at El Paso, USA
Lanqun Mao, Institute of Chemistry,
Chinese Academy of Sciences, China
Maria Marin, University of East Anglia, UK
Pavel Matousek, Rutherford Appleton
Laboratory, UK
Wei Min, Columbia University, USA
Boris Mizaikoff, University of Ulm, Germany
Prakash Chandra Mondal, Indian Institute

of Technology Kanpur, India
Howbeer Muhamadali, University of
Liverpool, UK
Takeaki Ozawa, University of Tokyo, Japan
Ashley Ross, University of Cincinnati, USA
Muhammad Shiddiky, Griffith University,
Australia
Debbie Silvester, Curtin University, Australia
Steven A. Soper, University of Kansas, USA
Dana Spence, Michigan State
University, USA
Nick Stone, University of Exeter, UK
Evan Williams, University of California, USA
Chaoyong James Yang, Xiamen University,
China
Yilun Ying, Nanjing University, China

Information for Authors

Full details on how to submit material for publication in Analyst are
given in the Instructions for Authors (available from
<http://www.rsc.org/authors>). Submissions should be made via the
journal's homepage: rsc.li/analyst

Authors may reproduce/republish portions of their published
contribution without seeking permission from the Royal Society of
Chemistry, provided that any such republication is accompanied by
an acknowledgement in the form: (Original Citation)–Reproduced
by permission of the Royal Society of Chemistry.

This journal is © The Royal Society of Chemistry 2023.

Apart from fair dealing for the purposes of research or private study
for non-commercial purposes, or criticism or review, as permitted

under the Copyright, Designs and Patents Act 1988 and the
Copyright and Related Rights Regulation 2003, this publication may
only be reproduced, stored or transmitted, in any form or by any
means, with the prior permission in writing of the Publishers or in
the case of reprographic reproduction in accordance with the terms
of licences issued by the Copyright Licensing Agency in the UK. US
copyright law is applicable to users in the USA.

© The paper used in this publication meets the requirements of
ANSI/NISO Z39.48–1992
(Permanence of Paper).

Registered charity number: 207890




PAPERS

2683

Chemiluminescence resonance energy transfer-based multistage nucleic acid amplification circuits for MiRNA detection with low background

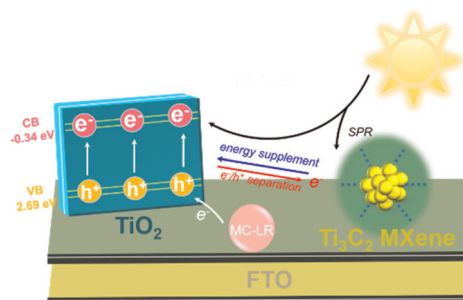
Nana Kang, Benrui Weng, Sijia Liu, Huiran Yang, Siyuan Wang, Yaqi Liu, Jiabing Ran, Hanghang Liu, Zhangshuang Deng, Changying Yang, Huimin Wang* and Fuan Wang



2692

Ti₃C₂ MXene improved photoelectrochemical anode assembly of titanium dioxide nanoarrays for microcystin-LR detection

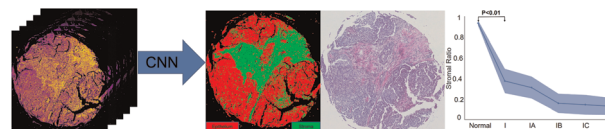
Yue Jia, Yu Du, Xiaoyue Zhang, Rui Xu, Xiang Ren, Dan Wu, Hongmin Ma and Qin Wei*



2699

Leveraging mid-infrared spectroscopic imaging and deep learning for tissue subtype classification in ovarian cancer

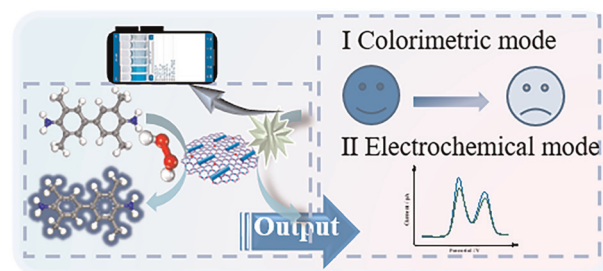
Chalapathi Charan Gajjala, Matthew Brun, Rupali Mankar, Sara Corvigno, Noah Kennedy, Yanping Zhong, Jinsong Liu, Anil K. Sood, David Mayerich, Sebastian Berisha and Rohith Reddy*



2709

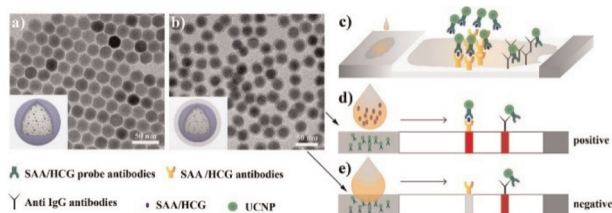
CuO nanorod-decorated hemin-graphene with enhanced peroxidase-mimicking performance for the colorimetric and electrochemical determination of 4-aminophenol with a smartphone

Miaomiao Li, Xiuying Peng, Zhiguang Liu, Yan Dai, Yujie Han, Lifang Fan and Yujing Guo*



PAPERS

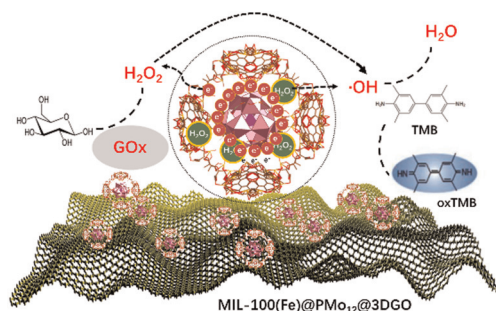
2717



Rapid determination of serum amyloid A using an upconversion luminescent lateral flow immunochromatographic strip

Xinwen Sun, Xiaoru Dai, Shisheng Ling, Wenkun Dong, Dong Chen, Mengting Li, Xvsheng Qiao,* Zhiyu Wang, Xianping Fan and Guodong Qian

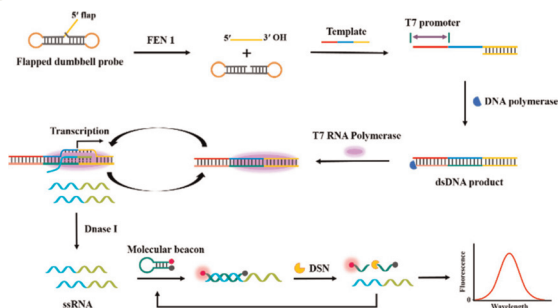
2725



Increasing the peroxidase-like activity of the MIL-100(Fe) nanozyme by encapsulating Keggin-type 12-phosphomolybdate and covering three-dimensional graphene

Yuhan Ji, Yupu Wei, Jinghui Shen, Jinlong Zhuo, Mingqi Xu, Yunliang Wang* and Jingquan Sha*

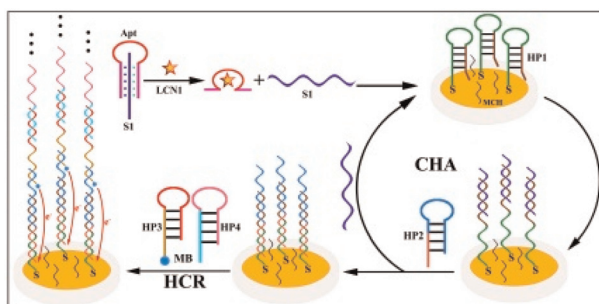
2732



Target-activated T7 transcription circuit-mediated multiple cycling signal amplification for monitoring of flap endonuclease 1 activity in cancer cells

Jin-zhi Zhang, Ning-ning Zhao, Zi-yue Wang, Juan Hu* and Chun-yang Zhang*

2739



An aptamer triple helix molecular switch for sensitive electrochemical assay of lipocalin 1 biomarker via dual signal amplifications

Jianglong Yao, Yujie Liu, Bingying Jiang,* Ruoyuan and Yun Xiang*

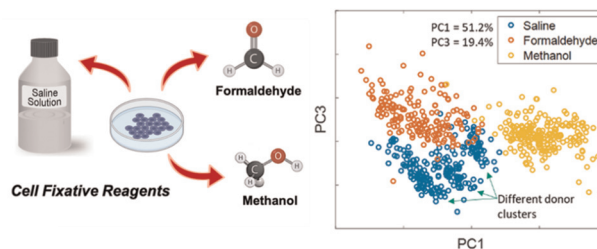


PAPERS

2745

Saline dry fixation for improved cell composition analysis using Raman spectroscopy


Shreyas Rangan, Riley Wong, H. Georg Schulze, Martha Z. Vardaki, Michael W. Blades, Robin F. B. Turner* and James M. Piret*



2758

An integrated microfluidic chip for nucleic acid extraction and continued cdPCR detection of pathogens

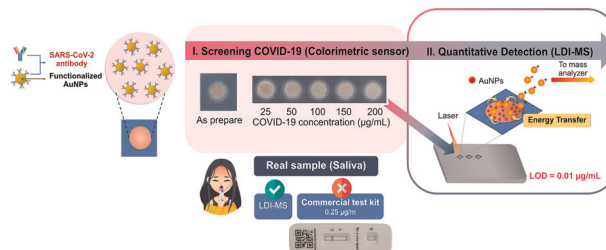
Yaru Huang, Zehang Gao, Cong Ma, Yimeng Sun, Yuhang Huang, Chunping Jia,* Jianlong Zhao* and Shilun Feng*



2767

Alternative platform for COVID-19 diagnosis based on AuNP-modified lab-on-paper

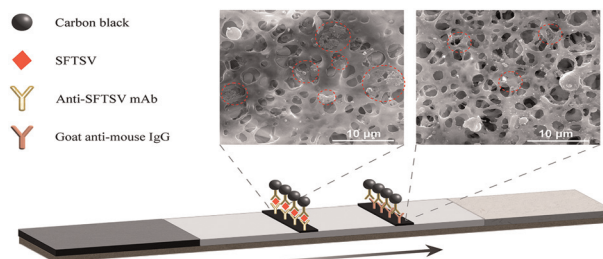
Pornchanok Punnoy, Tatiya Siripongpreda, Trairak Pisitkun, Nadnudda Rodthongkum* and Pranut Potiyaraj*



2776

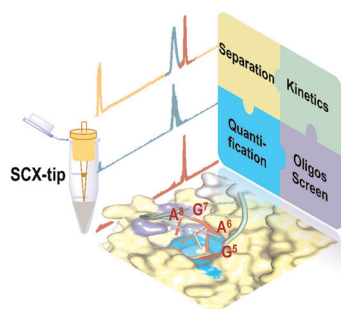
Carbon black as a colorimetric label for an immunochromatographic test strip for severe fever with thrombocytopenia syndrome virus detection

Hao Liu, Fang Ji and Shou-Nian Ding*



PAPERS

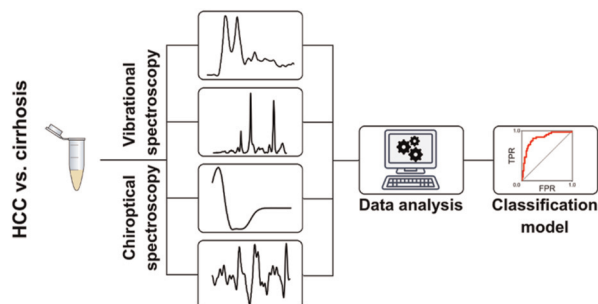
2782



SCX-tip-aided LC-MS detection of active ricin via oligonucleotide substrates for depurination kinetics

Zhifang Yang, Chenyu Wang, Lan Xiao, Chuang Wang, Li Tang,* Lei Guo* and Jianwei Xie


2793



Vibrational and chiroptical analysis of blood plasma for hepatocellular carcinoma diagnostics

Ondřej Vrtělka,* Kateřina Králová, Markéta Fousková, Lucie Habartová, Petr Hříbek, Petr Urbánek and Vladimír Setnička

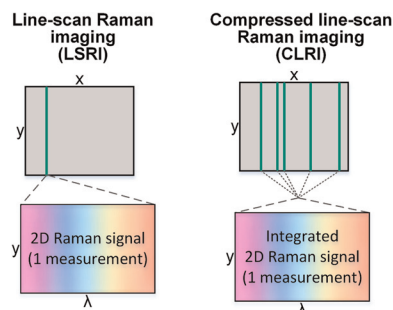
2801



Mass producible, robust SERS substrates based on metal film on nanosphere (MFON) on an adhesive substrate for detection of surface-adsorbed molecules and their evaluation by helium ion microscopy

H. Takei,* N. Saito, T. Okamoto, K. Watanabe, M. Westphal, R. Tomioka and A. Götzhäuser

2809



A critical evaluation of compressed line-scan Raman imaging

Yajun Yu,* Yichuan Dai, Xianli Wang, Kaiqin Chu and Zachary J. Smith*

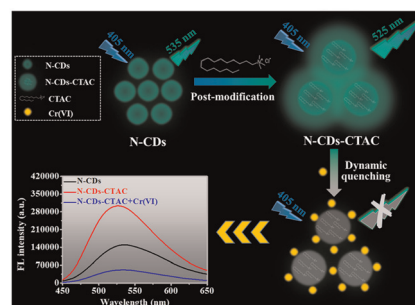


PAPERS

2818

Surfactant encapsulating N-doped carbon dots with enhanced optical properties as a selective sensor for Cr(VI) detection

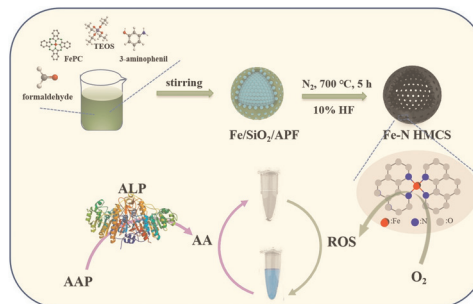
Qiumeng Chen, Nan Li, Yulu Tian, Qian Liu, Xue Zou, Meikun Fan and Zhengjun Gong*



2825

Fe–N hollow mesoporous carbon spheres with high oxidase-like activity for sensitive detection of alkaline phosphatase

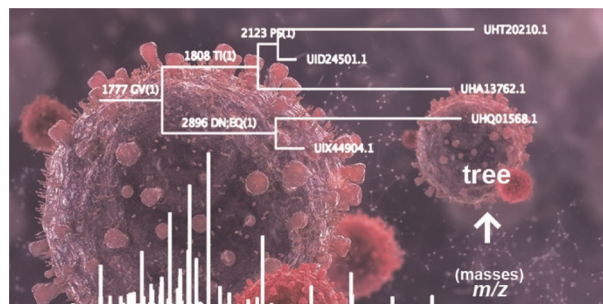
Yanwen Chen, Liu Zhao, Baoshuai Zhang, Yuqing Guan, Cheng Yao and Xuan Xu*



2834

Charting and tracking the evolution of the SARS CoV-2 coronavirus variants of concern with protein mass spectrometry

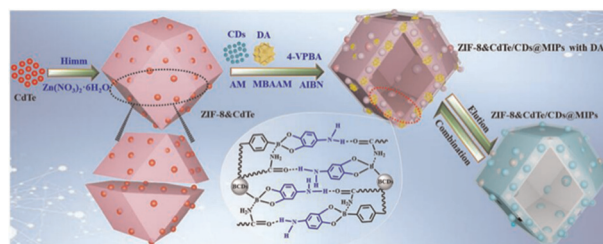
Joshua S. Hoyle, Christian Mann, Elma H. Akand and Kevin M. Downard*



2844

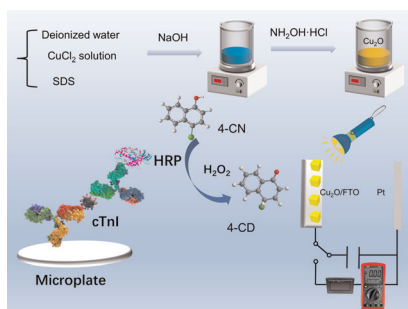
Hollow structure molecularly imprinted ratiometric fluorescence sensor for the selective and sensitive detection of dopamine

Xiqing Liu, Ying Fang, Deqiang Zhu, Jinyu Wang, Yu Wu, Tao Wang* and Yongqing Wang*



PAPERS

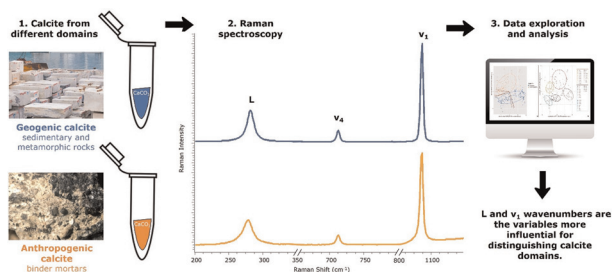
2855



A digital multimeter-based portable photoelectrochemical immunoassay for the detection of cardiac troponin I with enzymatic biocatalytic precipitation

Bizhen Huang, Jing Ran, Ruishen Li, Wei Zhuang, Jiabi Chen* and Haixin Guo*

2861



Non-destructive distinction between geogenic and anthropogenic calcite by Raman spectroscopy combined with machine learning workflow

Sara Calandra,* Claudia Conti, Irene Centauro and Emma Cantisani

