

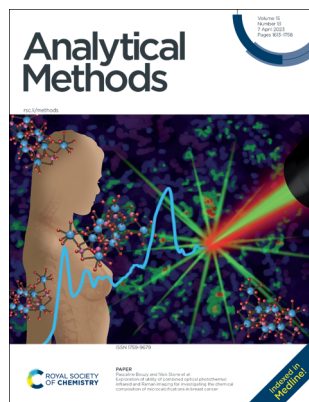
# Analytical Methods

rsc.li/methods

The Royal Society of Chemistry is the world's leading chemistry community. Through our high impact journals and publications we connect the world with the chemical sciences and invest the profits back into the chemistry community.

## IN THIS ISSUE

ISSN 1759-9679 CODEN AMNCT 15(13) 1613–1758 (2023)



### Cover

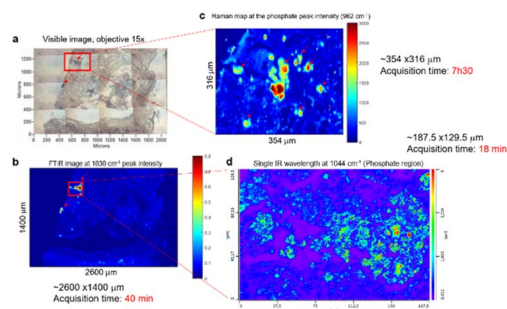
See Pascaline Bouzy and Nick Stone *et al.*, pp. 1620–1630. Image reproduced by permission of Photothermal Spectroscopy Corp., from *Anal. Methods*, 2023, **15**, 1620.

## PAPERS

1620

### Exploration of utility of combined optical photothermal infrared and Raman imaging for investigating the chemical composition of microcalcifications in breast cancer

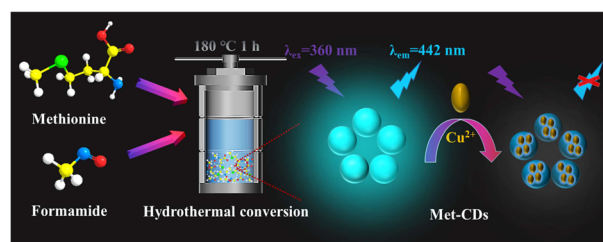
Pascaline Bouzy, Iain D. Lyburn, Sarah E. Pinder, Robert Scott, Jessica Mansfield, Julian Moger, Charlene Greenwood, Hssane Bouybayoune, Eleanor Cornford, Keith Rogers and Nick Stone\*



1631

### The fabrication of N-doped carbon dots by methionine and their utility in sensing Cu<sup>2+</sup> in real water

Peng Sun, Wanyu Song, Yu Zou, Miaomiao Tian,\* Fang Zhang\* and Fang Chai\*



**Editorial Staff****Executive Editor**

Philippa Ross

**Deputy Editor**

Alice Smallwood

**Editorial Production Manager**

Jason Woolford

**Development Editor**

Celeste Brady

**Publishing Editors**

Gabriel Clarke, Derya Kara-Fisher, Ziva Whitelock

**Publishing Assistant**

Natalie Ford

**Editorial Assistant**

Leo Curtis

**Publisher**

Jeanne Andres

For queries about submitted articles please contact Jason Woolford, Editorial production manager, in the first instance. E-mail [methods@rsc.org](mailto:methods@rsc.org)

For pre-submission queries please contact

Philippa Ross, Executive editor.

E-mail [methods-rsc@rsc.org](mailto:methods-rsc@rsc.org)

Analytical Methods (electronic: ISSN 1759-9679) is published 48 times a year by the Royal Society of Chemistry, Thomas Graham House, Science Park, Milton Road, Cambridge, UK CB4 0WF.

All orders, with cheques made payable to the Royal Society of Chemistry, should be sent to the Royal Society of Chemistry Order Department, Royal Society of Chemistry, Thomas Graham House, Science Park, Milton Road, Cambridge, CB4 0WF, UK

Tel +44 (0)1223 432398; E-mail [orders@rsc.org](mailto:orders@rsc.org)

2023 Annual (electronic) subscription price: £2416; US\$4255.

Customers in Canada will be subject to a surcharge to cover GST. Customers in the EU subscribing to the electronic version only will be charged VAT.

If you take an institutional subscription to any Royal Society of Chemistry journal you are entitled to free, site-wide web access to that journal. You can arrange access via Internet Protocol (IP) address at [www.rsc.org/ip](http://www.rsc.org/ip)

Customers should make payments by cheque in sterling payable on a UK clearing bank or in US dollars payable on a US clearing bank.

Whilst this material has been produced with all due care, the Royal Society of Chemistry cannot be held responsible or liable for its accuracy and completeness, nor for any consequences arising from any errors or the use of the information contained in this publication. The publication of advertisements does not constitute any endorsement by the Royal Society of Chemistry or Authors of any products advertised. The views and opinions advanced by contributors do not necessarily reflect those of the Royal Society of Chemistry which shall not be liable for any resulting loss or damage arising as a result of reliance upon this material. The Royal Society of Chemistry is a charity, registered in England and Wales, Number 207890, and a company incorporated in England by Royal Charter (Registered No. RC000524), registered office: Burlington House, Piccadilly, London W1J 0BA, UK, Telephone: +44 (0) 207 4378 6556.

**Advertisement sales:**

Tel +44 (0) 1223 432246; Fax +44 (0) 1223 426017;

E-mail [advertising@rsc.org](mailto:advertising@rsc.org)

For marketing opportunities relating to this journal, contact [marketing@rsc.org](mailto:marketing@rsc.org)

# Analytical Methods

[rsc.li/methods](http://rsc.li/methods)

Early applications of new analytical methods with clear societal impact.

**Editorial Board****Editor-in-Chief**

Scott Martin, St. Louis University, USA

Christopher Easley, Auburn University, USA

Chao Lu, Beijing University of Chemical Technology, China

Juan García-Reyes, Jaén University, Spain

Tony Killard, University of the West of England, UK

Fiona Regan, Dublin City University, Ireland

**Associate Editors**

Jonas Bergquist, Uppsala University, Sweden

Wendell Coltro, Federal University of Goiás, Brazil

Zhen Liu, Nanjing University, China

Michael Roper, Florida State University, USA

Jill Venton, University of Virginia, USA

**Advisory Board**

Jailson de Andrade, Federal University of Bahia, Brazil

Lane Baker, Indiana University, USA

Craig Banks, The Manchester Metropolitan University, UK

Emanuel Carrilho, University of São Paulo, Brazil

Yi Chen, Chinese Academy of Sciences, China

Anthony Gachanja, Jomo Kenyatta University

of Agriculture and Technology, Kenya

Amanda Hummon, Ohio State University, USA

Lauro Kubota, Instituto de Química, Brazil

Ally Lewis, University of York, UK

Juewen Liu, University of Waterloo, Canada

Susan Lunte, University of Kansas, USA

Jim Luong, Dow Chemical Canada ULC, Canada

Susheel Mittal, Thapar University, India

Antonio Molina-Díaz, University of Jaén, Spain

Koji Otsuka, Kyoto University, Japan

Brett Paull, University of Tasmania, Australia

Zachary Schultz, Ohio State University, USA

Guobao Xu, Changchun Institute of Applied Chemistry, China

**Information for Authors**

Full details on how to submit material for publication in Analytical Methods are given in the Instructions for Authors (available from <http://www.rsc.org/authors>). Submissions should be made via the journal's homepage: [rsc.li/methods](http://rsc.li/methods)

Authors may reproduce/republish portions of their published contribution without seeking permission from the Royal Society of Chemistry, provided that any such republication is accompanied by an acknowledgement in the form: (Original Citation)–Reproduced by permission of the Royal Society of Chemistry.

This journal is © The Royal Society of Chemistry 2023.

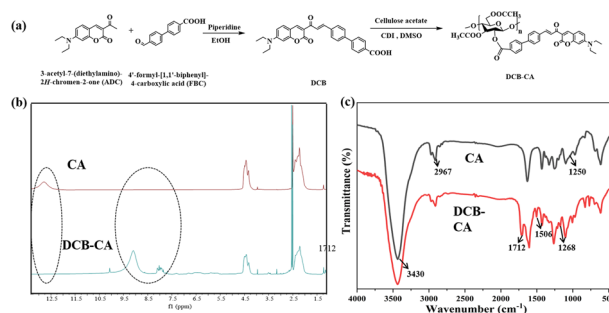
Apart from fair dealing for the purposes of research or private study for non-commercial purposes, or criticism or review, as permitted under the Copyright, Designs and Patents Act 1988 and the Copyright and Related Rights Regulation 2003, this publication may only be reproduced, stored or transmitted, in any form or by any means, with the prior permission in writing of the Publishers or in the case of reprographic reproduction in accordance with the terms of licences issued by the Copyright Licensing Agency in the UK. US copyright law is applicable to users in the USA. Registered charity number: 207890



1639

### A novel coumarin derivative-modified cellulose fluorescent probe for selective and sensitive detection of $\text{CN}^-$ in food samples

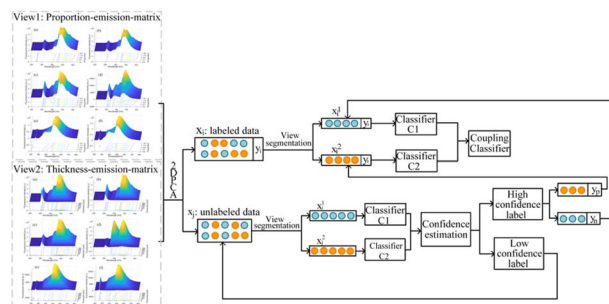
Jiali Kou, Zhiyuan Meng, Xiaoyuan Wang, Zhonglong Wang\* and Yiqin Yang\*



1649

### Ultraviolet-induced fluorescence of oil spill recognition using a semi-supervised algorithm based on thickness and mixing proportion–emission matrices

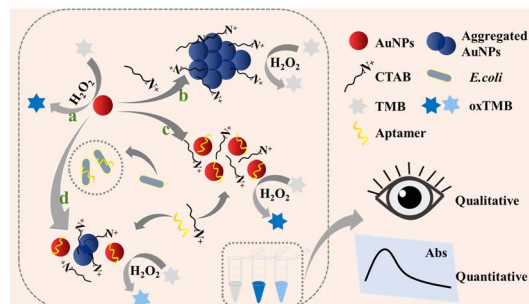
Bowen Gong, Hongji Zhang, Xiaodong Wang, Ke Lian, Xinkai Li, Bo Chen,\* Hanlin Wang and Xiaoqian Niu



1661

### Label-free colorimetric apta-assay for detection of *Escherichia coli* based on gold nanoparticles with peroxidase-like amplification

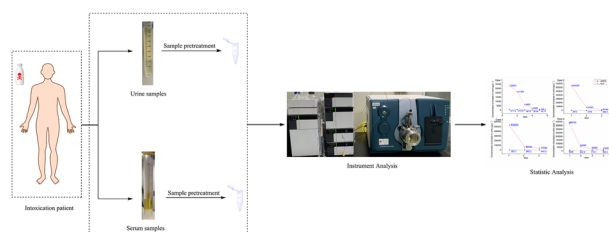
Mengyue Liu, Fengjuan Zhang, Shouyi Dou, Jiashuai Sun, Frank Vrieskoop, Falan Li, Yemin Guo\* and Xia Sun\*



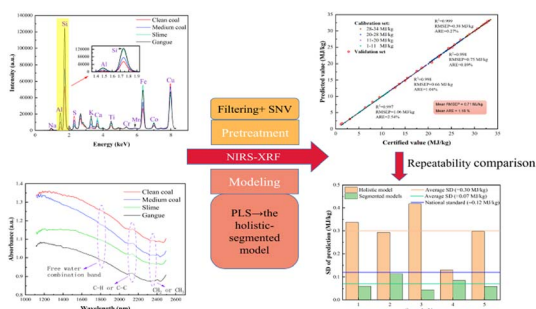
1668

### An analytical method for the determination of glyphosate and aminomethylphosphoric acid using an anionic polar pesticide column and the application in urine and serum from glyphosate poisoning patients

Hao Zhang, Jianrui Dou, Runfeng Miao, Jiakai Hu, Zongli Huo, Feng Zhang\* and Wenliang Ji\*



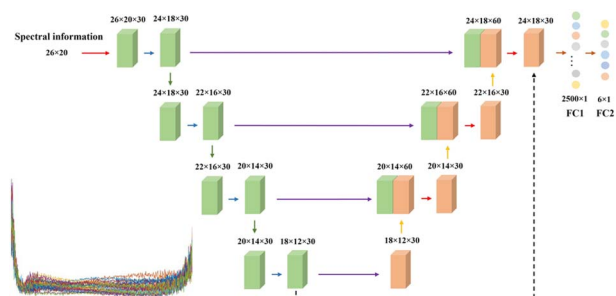
1674



### Ultra-repeatability measurement of calorific value of coal by NIRS-XRF

Rui Gao, Jiakuan Li, Shuqing Wang, Yan Zhang, Lei Zhang,\* Zefu Ye, Zhujun Zhu, Wangbao Yin\* and Suotang Jia

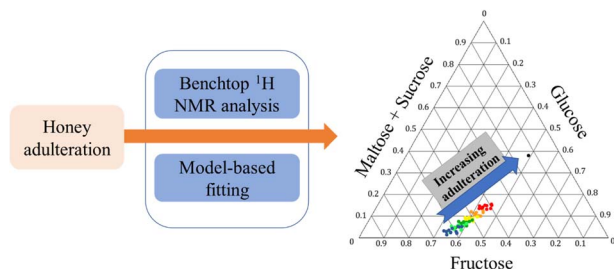
1681



### AUNet: a deep learning method for spectral information classification to identify inks

Yan Shi,\* Xinyu He, Qinglun Zhang, Chongbo Yin, Ninghui Feng, Haoming Chen and Hualing Lin\*

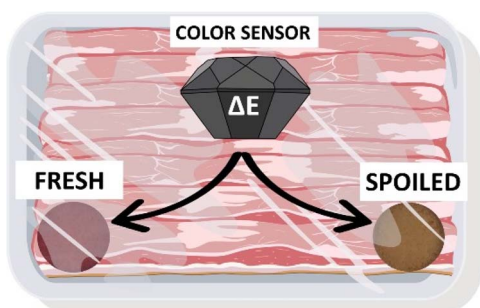
1690



### Detection of honey adulteration using benchtop $^1\text{H}$ NMR spectroscopy

Yuki Rhee, Ella R. Shilliday, Yevgen Matviychuk, Thien Nguyen, Neil Robinson, Daniel J. Holland, Paul R. J. Connolly and Michael L. Johns\*

1700



### The use of a novel smartphone testing platform for the development of colorimetric sensor receptors for food spoilage

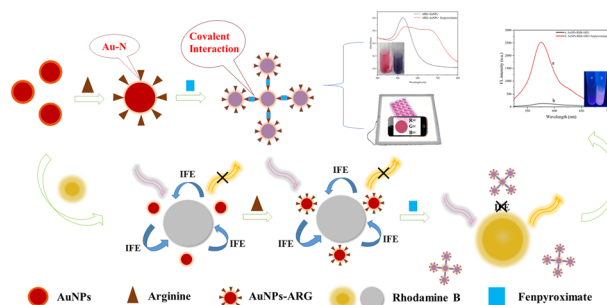
Tinkara Mastnak, Gerhard J. Mohr and Matjaž Finšgar\*



1713

### Construction of multiple modes using gold nanoparticles as probes for the rapid detection of fenpyroximate

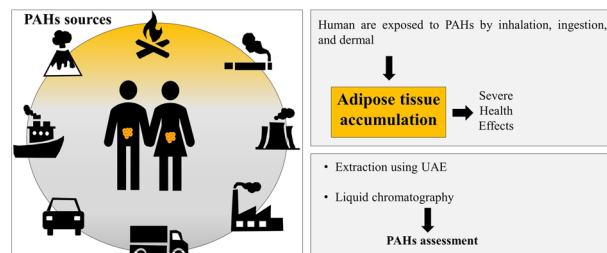
Yumei Yan, Zhili Liu, Wenfeng Zhou, Haixiang Gao and Runhua Lu\*



1722

### Optimization of a simple, effective, and greener methodology for polycyclic aromatic hydrocarbon extraction from human adipose tissue

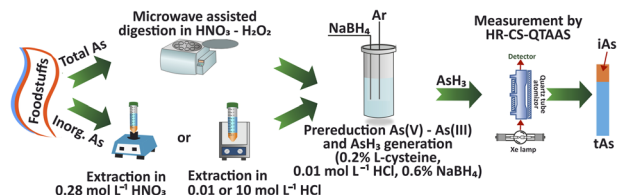
Sara Sousa, Paula Paíga, Diogo Pestana, Gil Faria, Cristina Delerue-Matos, Maria João Ramalhosa, Conceição Calhau and Valentina Fernandes Domingues\*



1734

### Unified analysis method for total and inorganic As determination in foodstuffs by hydride generation high-resolution continuum source quartz tube atomic absorption spectrometry

Lucia Chirita, Eniko Covaci, Michaela Ponta and Tiberiu Frentiu\*



1747

### A three-stage search strategy combining database reduction and retention time filtering to improve the sensitivity of low-input and single-cell proteomic analysis

Wei Fang, Zhuokun Du, Linlin Kong, Guibin Wang, Yangjun Zhang and Weijie Qin\*

