


Analytical Methods

rsc.li/methods

The Royal Society of Chemistry is the world's leading chemistry community. Through our high impact journals and publications we connect the world with the chemical sciences and invest the profits back into the chemistry community.

IN THIS ISSUE

ISSN 1759-9679 CODEN AMNECT 15(22) 2703–2778 (2023)



Cover
See Charles S. Henry *et al.*, pp. 2721–2728. Image reproduced by permission of Charles S. Henry from *Anal. Methods*, 2023, 15, 2721. Image created by Cody Carrel, Ilhoon Jang, Brian Geiss, Chuck Henry, David Dandy.



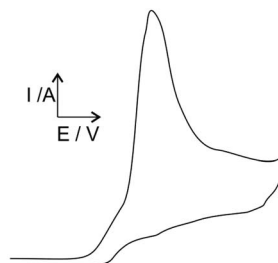
Inside cover
See Jacquelyn R. Jhingree *et al.*, pp. 2729–2735. Image reproduced by permission of Jacquelyn R. Jhingree from *Anal. Methods*, 2023, 15, 2729. Image Copyright Medicago Inc.

MINIREVIEW

2709

Electroanalytical overview: the sensing of hydroxylamine

Prashanth S. Adarakatti, Robert D. Crapnell and Craig E. Banks*

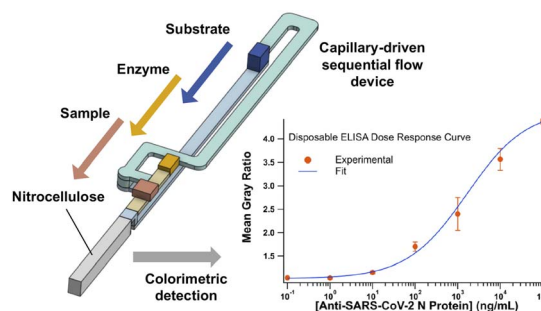


PAPERS

2721

Capillary driven microfluidic sequential flow device for point-of-need ELISA: COVID-19 serology testing

Cody Carrell, Ilhoon Jang, Jeremy Link, James S. Terry, Zachary Call, Yosita Panraksa, Orawon Chailapakul, David S. Dandy, Brian J. Geiss and Charles S. Henry*



Editorial Staff**Executive Editor**

Philippa Ross

Deputy Editor

Alice Smallwood

Editorial Production Manager

Jason Woolford

Development Editor

Celeste Brady

Publishing EditorsGabriel Clarke, Derya Kara-Fisher,
Emma Stephen, Ziva Whitelock**Publishing Assistant**

Andrea Whiteside

Editorial Assistant

Leo Curtis

Publisher

Jeanne Andres

For queries about submitted articles please contact Jason Woolford, Editorial production manager, in the first instance. E-mail methods@rsc.org

For pre-submission queries please contact Philippa Ross, Executive editor.

E-mail methods-rsc@rsc.org

Analytical Methods (electronic: ISSN 1759-9679) is published 48 times a year by the Royal Society of Chemistry, Thomas Graham House, Science Park, Milton Road, Cambridge, UK CB4 0WF.

All orders, with cheques made payable to the Royal Society of Chemistry, should be sent to the Royal Society of Chemistry Order Department, Royal Society of Chemistry, Thomas Graham House, Science Park, Milton Road, Cambridge, CB4 0WF, UK

Tel +44 (0)1223 432398; E-mail orders@rsc.org

2023 Annual (electronic) subscription price: £2416; US\$4255. Customers in Canada will be subject to a surcharge to cover GST. Customers in the EU subscribing to the electronic version only will be charged VAT.

If you take an institutional subscription to any Royal Society of Chemistry journal you are entitled to free, site-wide web access to that journal. You can arrange access via Internet Protocol (IP) address at www.rsc.org/ip

Customers should make payments by cheque in sterling payable on a UK clearing bank or in US dollars payable on a US clearing bank.

Whilst this material has been produced with all due care, the Royal Society of Chemistry cannot be held responsible or liable for its accuracy and completeness, nor for any consequences arising from any errors or the use of the information contained in this publication. The publication of advertisements does not constitute any endorsement by the Royal Society of Chemistry or Authors of any products advertised. The views and opinions advanced by contributors do not necessarily reflect those of the Royal Society of Chemistry which shall not be liable for any resulting loss or damage arising as a result of reliance upon this material. The Royal Society of Chemistry is a charity, registered in England and Wales, Number 207890, and a company incorporated in England by Royal Charter (Registered No. RC000524), registered office:

Burlington House, Piccadilly, London W1J 0BA, UK,
Telephone: +44 (0) 207 4378 6556.

Advertisement sales:

Tel +44 (0) 1223 432246; Fax +44 (0) 1223 426017;

E-mail advertising@rsc.org

For marketing opportunities relating to this journal, contact marketing@rsc.org

Analytical Methods

rsc.li/methods

Early applications of new analytical methods with clear societal impact.

Editorial Board**Editor-in-Chief**

Scott Martin, St. Louis University, USA

Juan García-Reyes, Jaén University, Spain
Tony Killard, University of the West of
England, UKFiona Regan, Dublin City University, Ireland
Michael Roper, Florida State University, USA
Jill Venton, University of Virginia, USA**Associate Editors**Jonas Bergquist, Uppsala University, Sweden
Wendell Coltro, Federal University of Goiás,
BrazilZhen Liu, Nanjing University, China
Chao Lu, Beijing University of Chemical
Technology, China**Advisory Board**Jailson de Andrade, Federal University of
Bahia, BrazilLane Baker, Indiana University, USA
Craig Banks, The Manchester Metropolitan
University, UKEmanuel Carrilho, University of São Paulo,
BrazilYi Chen, Chinese Academy of
Sciences, China

Christopher Easley, Auburn University, USA

Anthony Gachanja, Jomo Kenyatta University
of Agriculture and Technology, KenyaAmanda Hummon, Ohio State University,
USALauro Kubota, Instituto de Química, Brazil
Ally Lewis, University of York, UKJuewen Liu, University of Waterloo, Canada
Susan Lunte, University of Kansas, USAJim Luong, Dow Chemical Canada ULC,
CanadaSusheel Mittal, Thapar University, India
Antonio Molina-Díaz, University of Jaén,
SpainKoji Otsuka, Kyoto University, Japan
Brett Paull, University of Tasmania, AustraliaZachary Schultz, Ohio State University, USA
Guobao Xu, Changchun Institute of Applied
Chemistry, China**Information for Authors**

Full details on how to submit material for publication in Analytical Methods are given in the Instructions for Authors (available from <http://www.rsc.org/authors>). Submissions should be made via the journal's homepage: rsc.li/methods

Authors may reproduce/republish portions of their published contribution without seeking permission from the Royal Society of Chemistry, provided that any such republication is accompanied by an acknowledgement in the form: (Original Citation)–Reproduced by permission of the Royal Society of Chemistry.

This journal is © The Royal Society of Chemistry 2023.

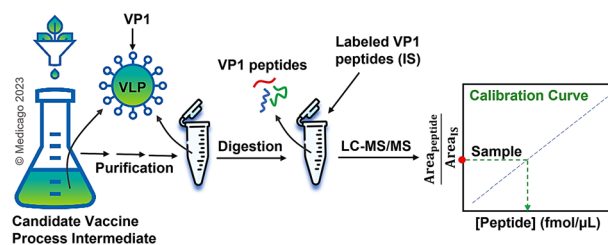
Apart from fair dealing for the purposes of research or private study for non-commercial purposes, or criticism or review, as permitted under the Copyright, Designs and Patents Act 1988 and the Copyright and Related Rights Regulation 2003, this publication may only be reproduced, stored or transmitted, in any form or by any means, with the prior permission in writing of the Publishers or in the case of reprographic reproduction in accordance with the terms of licences issued by the Copyright Licensing Agency in the UK. US copyright law is applicable to users in the USA. Registered charity number: 207890



2729

An isotope dilution mass spectrometry assay to track Norovirus-like particles in vaccine process intermediates by quantifying capsid protein VP1

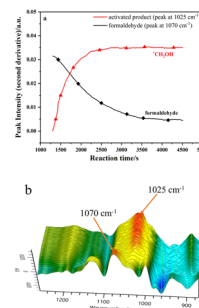
Jacquelyn R. Jhingree,* Julie Boisvert and Geneviève Mercier



2736

Application of *in situ* ATR-IR spectroscopy for the synthesis of bisphenol F: optimization, mechanistic and kinetics studies

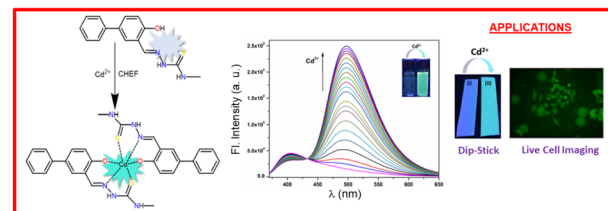
Yun Zhao,* Xinkai Zhang, Yanxia Chen, Pingyi Zhang and Haifang Mao*



2745

A biphenyl thiosemicarbazide based fluorogenic chemosensor for selective recognition of Cd²⁺: application in cell bioimaging

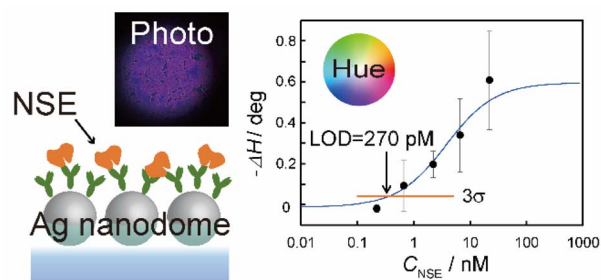
Amitav Biswas, Debarpan Mitra, Rahul Naskar, Atanu Maji, Akash Das, Nabendu Murmu and Tapan Kumar Mondal*



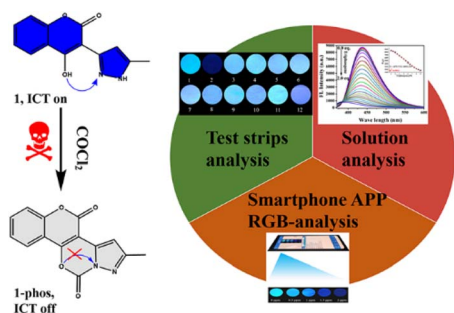
2755

Direct detection of neuron-specific enolase using a spectrometer-free colorimetric plasmonic biosensor

Mana Toma,* Shinnosuke Namihara and Kotaro Kajikawa



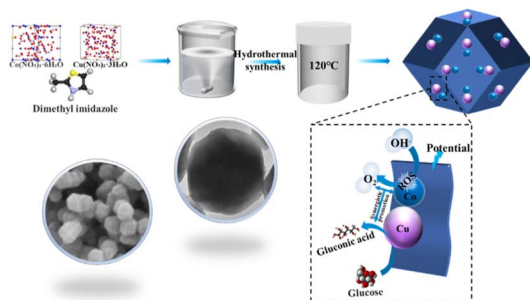
2761



A coumarin-pyrazole-based probe for the fluorescence detection of phosgene with high selectivity and sensitivity

Qiang Hu, Yu-Fei Song, Wei-Na Wu,* Xiao-Lei Zhao, Yuan Wang* and Yun-Chang Fan

2766



Enhanced electrochemical glucose sensing of Co/Cu-MOF by hydroxyl adsorption induced reactive oxygen species

Zhenlu Zhao,* Peihan Wang and Shuping Hou

TECHNICAL NOTE

2773



Reducing biofouling on optical oxygen sensors; a simple modification enabling sensor cleaning via water splitting

Klaus Koren,* Fabian Steininger and Christina M. McGraw

