



Cite this: *Chem. Soc. Rev.*, 2023, 52, 277

Sustainable cycloaliphatic polyurethanes: from synthesis to applications

Agathe Mouren  and Luc Avérous *

Polyurethanes (PUs) are a versatile and major polymer family, mainly produced via polyaddition between polyols and polyisocyanates. A large variety of fossil-based building blocks is commonly used to develop a wide range of macromolecular architectures with specific properties. Due to environmental concerns, legislation, rarefaction of some petrol fractions and price fluctuation, sustainable feedstocks are attracting significant attention, e.g., plastic waste and biobased resources from biomass. Consequently, various sustainable building blocks are available to develop new renewable macromolecular architectures such as aromatics, linear aliphatics and cycloaliphatics. Meanwhile, the relationship between the chemical structures of these building blocks and properties of the final PUs can be determined. For instance, aromatic building blocks are remarkable to endow materials with rigidity, hydrophobicity, fire resistance, chemical and thermal stability, whereas acyclic aliphatics endow them with oxidation and UV light resistance, flexibility and transparency. Cycloaliphatics are very interesting as they combine most of the advantages of linear aliphatic and aromatic compounds. This original and unique review presents a comprehensive overview of the synthesis of sustainable cycloaliphatic PUs using various renewable products such as biobased terpenes, carbohydrates, fatty acids and cholesterol and/or plastic waste. Herein, we summarize the chemical modification of the main sustainable cycloaliphatic feedstocks, synthesis of PUs using these building blocks and their corresponding properties and subsequently present their major applications in hot-topic fields, including building, transportation, packaging and biomedicine.

Received 8th September 2022

DOI: 10.1039/d2cs00509c

rsc.li/chem-soc-rev

BioTeam/ICPEES-ECPM, UMR CNRS 7515, Université de Strasbourg, 25 rue Becquerel, 67087 Strasbourg Cedex 2, France. E-mail: luc.averous@unistra.fr



Agathe Mouren

During her doctoral studies, her research focuses on the synthesis of new renewable polymers from building blocks obtained by biological recycling.

Agathe Mouren obtained her Master's Degree in Engineering in Paper, Print Media and Bio-materials at Grenoble INP – Pagora, UGA in Grenoble, France. She started her PhD in Polymer Science in 2020 at the Institute of Chemistry and Processes for Energy, Environment and Health, University of Strasbourg/CNRS in Strasbourg, France, under the supervision of Prof. Luc Avérous. Her interests cover several aspects of renewable polymer materials.



Luc Avérous

national collaborations with several labs and major companies. He has co-edited 4 books and published hundreds of scientific communications including 20 review articles, with around 20 000 citations.

Prof. Luc Avérous is a Group Leader (BioTeam) and Head of the Polymer Research Department at ICPEES (UMR CNRS – University of Strasbourg), in France. In 2003, he became a Full Professor at ECPM (Strasbourg-France), where he teaches polymer science and engineering. Over the past 25 years, his major research projects have dealt with biobased and renewable polymers. As a leading international expert in these fields, he has developed strong inter-



1. Introduction

Currently, polymer-based materials, also known as “plastics”, are essential with wide range of applications and can be found in all aspects of daily life due to their amazing and incomparable properties such as light weight, processability, versatility, durability, adaptability, energy saving and low cost.¹ Since 1950, the annual production of plastics has increased, reaching around 370 million tons in 2020. However, this has resulted in a corresponding increase in plastic pollution globally due to the huge and continuous production of microplastics, which affects the environment including oceans, rivers, deserts, mountaintops, and tropical forests. Plastic pollution irreversibly changes the functioning of ecosystems and affects human health.^{2–4} Moreover, the extraction of fossil resources and production of plastic contribute to greenhouse gas (GHG) emissions. Consequently, different strategies have been explored to develop sustainable and renewable materials from the cradle to grave, with a controlled end of life. To date, most plastics are produced from fossil resources, but new resources are being increasingly explored and developed such as CO₂, plastic waste and biomass for their synthesis to reduce (i) the use of the limited fossil resources and (ii) the global environmental impact.^{5,6} To improve the global life cycle analysis (LCA), at the end of life of plastics, currently the focus is biodegradability/compostability^{7–9} and recycling (mechanical recycling, chemical/biological recycling, and upcycling).^{10,11} Accordingly, more and more materials are initially tailored to make their recycling easier.¹²

Among the different available polymers, PUs are the sixth most produced polymer family. The PU market size was valued at 71 billion USD in 2020, which is expected to reach 73 billion USD in 2028.¹³ The PU market is divided into various parts comprising foams, coatings, elastomers and adhesives.¹⁴ PUs are mainly characterized by the presence of urethane groups in their polymer chains. Urethane groups can be synthesized *via* several pathways, but the most common to date is the addition between hydroxyl group (OH) and isocyanate (NCO) groups. The corresponding polyisocyanates and polyols are mainly fossil-based and present different architectures.

IUPAC defines aliphatic compounds as acyclic, cyclic, saturated or unsaturated carbon compounds, excluding aromatic compounds.¹⁵ It is well known that aromatic and aliphatic building blocks can bring specific advantages and drawbacks to the final polymer properties. For instance, acyclic aliphatic compounds result in good hydrophobicity, high UV stability, and hydrolysis and oxidation resistance. They also present chain mobility in the polymer structure, reducing the glass transition temperature (T_g) and rigidity. This can lead to amorphous structures, which are preferred for certain applications requiring high transparency. Acyclic aliphatic building blocks result in low viscosity, easy synthesis process and avoid the use of solvents. However, linear aliphatic building blocks result in also low thermal stability, and their active functional groups are in general less reactive than aromatic ones. Aromatic building blocks give interesting polymer properties after synthesis such as stiffness, thermal resistance and barrier properties. The π - π interactions between aromatic rings increase the rigidity, T_g and

mechanical behavior. However, their drawbacks include low resistance to photo-oxidation, leading to yellowing due to UV degradation and absorption. Consequently, the viscosity increases and the processability and solubility decrease.^{16–21} Cycloaliphatic compounds, which represent cyclic aliphatics, are a large class of chemicals, with the advantages of linear aliphatic and aromatic building blocks in terms of thermal properties, thermal stability and processability. Furthermore, the final materials properties such as flexibility, T_g , transparency and mechanical properties are intermediate between aromatic and linear aliphatic.^{22–27}

Currently, research and production are focused on the development of new sustainable PU systems. The corresponding building blocks or/and polymers can be obtained from plastic waste or/and from biomass using chemical and biochemical (biotech) processes, which can be coupled, leading to a “chem-biotech” process.

Intensive efforts are devoted to chemical recycling, where plastics are depolymerized into intermediates and building blocks. They can be repolymerized to produce the same polymer with virgin-like properties or can be converted to obtain another polymer. If the final product is of higher value, this recycling type is called “upcycling”.²⁸ Three main chemical processes are available for recycling plastics depending on their chemical nature, which have different advantages and drawbacks, as follows: (i) chemical reactions such as solvolysis can be applied to polymers with ether, ester and acid amide bonds. (ii) Dissolution/precipitation is applicable to mixed plastics, which may also contain additives and impurities. (iii) Thermomechanical routes such as pyrolysis are mostly applied to polyolefins.²⁹

Due to recent biotechnological approaches, it is possible to use plastic waste as an interesting carbon source by microbial depolymerization³⁰ or enzymatic plastic degradation³¹ into oligomers and monomers, which can be recovered to finally obtain polymers *via* a chemical or biochemical pathway. In the case of “biodegradation”, biotic degradation leads to mineralization in the presence of microorganisms, with the production of CO₂ or CH₄ in aerobic or anaerobic systems, respectively.³² These different short molecules can be used as alternative carbon-based substrates for microbes by fermentation to produce (i) bacterial polymers, as in the case of polyhydroxyalkanoates (PHAs), and (ii) a wide variety of valuable products such as glycolipids, aromatics, organic acids and alcohols.³³

Also, biomass can be employed to obtain biobased polymers.^{34–37} Biobased polymers are defined by IUPAC as materials composed or derived in whole or in part of biological products obtained from biomass, with a positive C¹⁴ content.³⁸ Biomass is based on all living biological organisms, *e.g.*, plants, mushrooms, animals and microorganisms. According to the initial biobased resource, a wide range of polymer structures can be directly or indirectly obtained, *e.g.*, from polysaccharides, vegetable oils, proteins, bacterial polyesters, lipids, terpenes and lignins. However, an additional synthesis step may be required.

Acyclic aliphatic feedstock such as triglycerides, *e.g.*, from vegetable oils, animal fats and micro-algae, are advantageous to give final aliphatic architectures using oleo-chemistry. Triglycerides



can be employed to easily obtain fatty acids, with numerous structural variations such as (i) chain length of up to 24 carbons, (ii) different number of double bonds (saturation, mono and poly-unsaturation), (iii) different types and numbers of other active groups (carboxylic, OH, and epoxy groups) and (iv) different stereochemistry of the double bonds. Thus, triglycerides, fatty acids and their derivatives have been intensively studied and developed for the synthesis of various aliphatic polymers in the frame of the oleochemistry.^{39–42}

Aromatic architectures can also be obtained. The most studied sustainable aromatic resources include lignins, tannins and their derivatives. Besides their abundance and low cost, various chemical modifications are possible to develop rigid and aromatic biobased polymers due to their high OH contents.^{16,17,43}

Based on acyclic aliphatic and aromatic compounds, a large range of sustainable cycloaliphatic resources is available to obtain different cycloaliphatic PU architectures with specific properties. This latter point is the core of the topic of this review, which is structured into different parts. The first section of this original review provides some generalities on PUs, their chemistry, and the main chemicals and the different strategies employed to increase their sustainability. Secondly, we focus on the synthesis of biobased cycloaliphatic PUs and their main properties, also presenting their main sustainable building blocks and final materials. Finally, in the last section, we introduce the main applications of these biobased cycloaliphatic PUs, *e.g.*, foams, coatings, adhesives and membranes, including some biomedical applications.

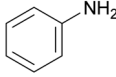
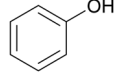
2. Generalities

2.1. Introduction to PU chemistry

Isocyanates were discovered in 1848 by Wurtz. Subsequently, in the 19th century, Curtius and Hofmann developed isocyanate chemistry. In 1937, Otto Bayer and co-workers synthesized the first PU *via* the reaction of a polyester diol with a diisocyanate.⁴⁴ Then, during World War II, the first PUs were commercialized as elastomers, coatings, and adhesives.⁴⁵ Subsequently, the first PU foams and structured thermosets appeared in the 1950s.⁴⁶

Nowadays, the most common route to synthesize PUs is the fast and exothermic polyaddition reaction between polyols to introduce H-labile groups and polyisocyanates, with or without catalysts.⁴⁷ The two main PU categories are thermoplastics and thermosets. Thermoplastic PUs (TPUs) are obtained *via* a reaction between compounds with a functionality of 2 ($f = 2$). The final polymer is soluble in different solvents and can be thermo-reprocessed. Thermoset PUs are synthesized with at least one polyfunctional reagent with $f > 2$. A third category is often added with covalent adaptable networks (CANs), which can be under an external stimulus, dissociative or associative, such as vitrimers without the loss of their global architectural integrity. CANs present the advantages of both systems, *i.e.*, the recyclability of thermoplastics and the high mechanical properties of thermosets.⁴⁸

Table 1 Relative reactivities of H-labile groups toward isocyanates without catalyst, from⁵⁰

Hydrogen active compound	Chemical structure	Relative reaction rate (non-catalyzed, 25 °C)
Primary aliphatic amine	$R-NH_2$	2500
Secondary aliphatic amine	R_1-NH-R_2	500–1250
Primary aromatic amine		5–7.5
Primary OH	$R-OH$	2.5
Water	$H-O-H$	2.5
Carboxylic acid	$R-C(=O)OH$	1
Secondary OH	$R_1-CH(OH)-R_2$	0.75
Urea	$R_1-NH-C(=O)-NH-R_2$	0.375
Tertiary OH	$R_1-C(OH)(R_2)-R_3$	0.0125
Phenolic OH		0.0025–0.0125
Urethane	$R_1-NH-C(=O)-O-R_2$	0.0025

The nature of the H-labile group is related to the reactivity towards isocyanates, as shown in Table 1. For instance, the different amines (from primary, secondary, aliphatic or aromatic groups) are more reactive than OH groups. Water and the primary OH group have similar reactivity. Urea, tertiary OH, aromatic OH and urethane are 2 to 300 times less reactive than secondary OH.^{49,50}

A large variety of polyols, polyisocyanates, chain extenders and cross-linkers allows high variability in the final polymer architectures. For instance, long chain polyol brings softness and elasticity to the final PUs, whereas a high level of cross-linking results in rigidity.⁵⁰

It is also possible to tailor the final properties of PUs by the incorporation of additives or modifying their processing conditions. These different variabilities result in high versatility for a wide range of applications.¹⁴

2.2. Main PU chemicals for synthesis

2.2.1. Polyisocyanate

Isocyanate chemistry. The high reactivity of the isocyanate group with hydrogen-labile groups explains why the PU chemistry is so widespread. Isocyanates react easily with alcohols, thiols, amine, water, urethanes, urea groups, carboxylic acids, cyclic anhydrides, and epoxide compounds or self-react with



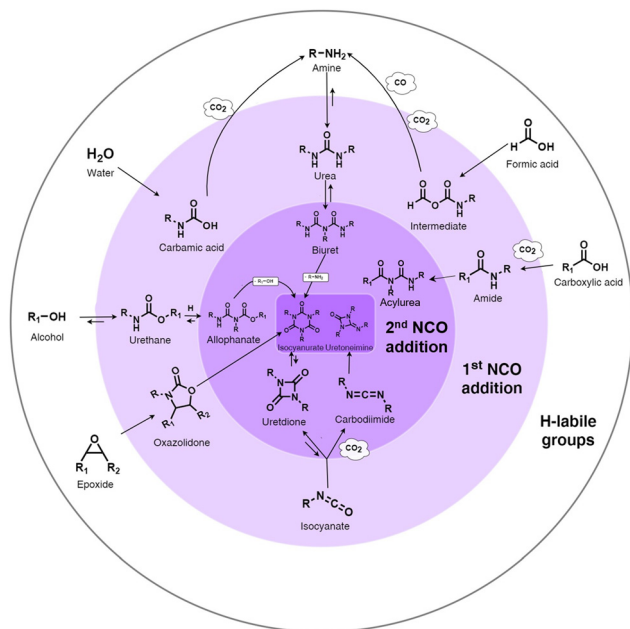


Fig. 1 Summary of the main chemical reactions between isocyanate and H-labile groups, adapted from ref. 49.

other isocyanates.⁵¹ The main reactions of isocyanates with H-labile groups are summarized in Fig. 1.

The reaction between isocyanate and alcohols is the main route for the synthesis of PUs. This reaction is exothermic with an enthalpy release of 100 kJ mol^{-1} .⁵⁰ Isocyanate can react with water to form an unstable carbamic acid in the first step. The decomposition of carbamic acid leads to the formation of an amine and CO_2 release with an enthalpy release of 196 kJ mol^{-1} . In the third step, the amine group reacts with isocyanate to form urea. The use of CO_2 as a blowing agent and the heat produced during this reaction can be the basis for the synthesis of some PU foam, starting from room temperature.⁵² Isocyanates can also react with urethane to form allophanate at temperatures higher than 110°C .⁵³ In a similar route, disubstituted urea and isocyanate react to form biuret at temperatures higher than 120°C . The formation of allophanate and biuret formation is reversible. Amide and CO_2 are produced by the reaction between carboxylic acid and isocyanate. The further addition of isocyanate to amide leads to the formation of acylurea.⁵⁴ The dimerization of isocyanates often occurs with aromatic isocyanates due to their high reactivity.⁵⁵ Depending on the condition and catalysts, the reaction products can be uretidinedione and carbodiimide. Carbodiimide is produced by the thermal degradation of isocyanate at temperatures higher than 160°C .⁵⁶ In the presence of special catalysts such as potassium acetate, the trimerization of isocyanate can occur to form heterocyclic isocyanurate, finally forming polyisocyanurate (PIR), which is increasingly used to produce specific foams with higher fire resistance.^{50,57} In the case of the reaction between isocyanate and cyclic anhydride, cyclic imide is produced. Oxazolidones are cyclic urethanes formed by the reaction of isocyanates with epoxide compounds, under specific catalyst conditions and at temperatures between 50°C and 60°C .⁵⁸

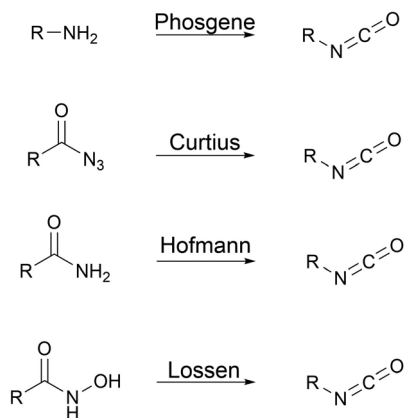


Fig. 2 Isocyanate synthesis by phosgene route and rearrangements.

Polyisocyanates for PU synthesis. Isocyanates can be synthesized through four main routes, as presented in Fig. 2. Curtius, Hoffman or Lossen rearrangement involves azide intermediary reaction products that are unstable, and thus not suitable for large-scale production. Primary amine phosgenation is used to produce isocyanate at the industrial level, despite the toxicity of phosgene.^{59,60}

Polyisocyanates can be aromatic, aliphatic, cycloaliphatic or polycyclic. The main diisocyanates used in PU chemistry are as follows: (i) toluene diisocyanate (TDI), which is commercialized as a mixture of 2,4 and 2,6 isomers, (ii) 4,4'-methylenediphenyl diisocyanate (MDI) and polymeric 4,4'-MDI (pMDI), (iii) 1,6-hexamethylene diisocyanate (HDI), (iv) 4,4'-dicyclohexyl diisocyanate (HMDI) and (v) isophorone diisocyanate (IPDI). Their chemical structures are presented in Table 2. All these polyisocyanates are bifunctional except pMDI, which has an average f of 2.7. Also, they are all fossil-based and synthesized from phosgene chemistry.^{61,62} Given that aromatic diamines are more available and cheaper than aliphatic diamines, aromatic isocyanates such as TDI and MDI represent around 95% of the

Table 2 Reactivities of first addition of OH groups (k_1) on main diisocyanates for PU synthesis and reactivity ratios between first and second addition (k_1/k_2), adapted from.^{50,59}

Isocyanate	Chemical structure	k_1	k_1/k_2
2,4-TDI		400	12.121
MDI		320	2.909
HDI		1	2.000
HMDI		0.57	1.425
IPDI		0.62	2.695



diisocyanate market for the production of PUs.⁶³ Aromatic isocyanates are efficient given that they have higher reactivity due to the negative charge delocalization on their aromatic ring.⁶⁴ The stability of aromatic isocyanates results in enhanced thermal and flame retardant properties. Aliphatic isocyanates are also useful for UV and oxidation resistance.²⁰

In a symmetric diisocyanates, both NCO groups have the same reactivity. However, once a nucleophilic compound is added to an isocyanate group to form the first urethane group, the second unreacted NCO group reactivity is lowered. This is due to the electron-releasing effect of PUs.^{50,59,63} For example, the first isocyanate groups of MDI and HDI are 2.9 and 2.0 times more reactive than the second one, respectively. This reactivity gap is accentuated in the case of asymmetric diisocyanates. For example, the addition of the first OH group to 2,4-TDI is 12 times faster than the second one. Temperature and catalysts decrease the selectivity of the OH groups for isocyanates.⁶³

2.2.2. Polyols

Polyols characteristics. Polyols are liquid and viscous monomeric, oligomeric or polymeric compounds based on OH groups with an f of at least equal to 2. The final properties of PUs are strongly impacted by the characteristics polyols such as f , molar mass, hydroxyl number, chemical structure and reactivity.

Specifically, f is directly correlated with the morphology (thermoplastic and thermoset) of the final PUs and the corresponding mechanical behavior. The density of OH groups (I_{OH}) is expressed as milligrams of KOH per gram of molecule (mg KOH g^{-1}) and the molar mass of polyols is usually in the range of 0.5 to 10 kDa.

Types of polyols. For the synthesis of PUs, different types of polyols are used, ranging from short (chain extender, cross-linkers) to long polyols, which are based on polyether, polyester, polycarbonate (PC) or polyacrylic architectures. Some basic chemical structures are presented in Fig. 3.

Polyether polyols are often produced *via* the ring-opening polymerization (ROP) from epoxides such as propylene oxide (PO), ethylene oxide (EO) or butylene oxide with a polyol as the initiator to obtain secondary OH. One conventional polyether polyol is polytetramethylene ether glycol (PTMEG), which has been commercialized by BASF (Germany) as PolyTHF[®] (PTHF) and obtained from tetrahydrofuran (THF). This soft polyol is commonly used for the synthesis of elastomeric PUs. Poly(ethylene glycol) (PEG) and poly(propylene glycol) (PPG) are also broadly used.

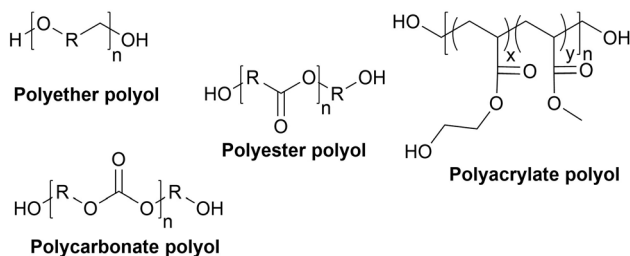


Fig. 3 General chemical structures of main polyols for the synthesis of PUs.

Polyether polyols have many advantages such as low cost and low viscosity, and they can endow the final PUs hydrolytic stability and flexibility. However, they present very weak oxidative and thermal stability.^{59,65}

The production of polyester polyols is based on the polycondensation between polyhydroxyls and polyacid building blocks or from hydroxyl-acids (such as lactic acid), by ROP from cyclic lactone (lactide and caprolactone), or/and by transesterification from polyesters with a short polyol (glycolysis). There are numerous inexpensive and commercially available building blocks, but the most common for polyacids are adipic acid, succinic acid, phthalic anhydride, and polycaprolactone (PCL). The most common short polyols with $f = 2$ are ethylene glycol, 1,3-propylene glycol, 1,4-butanediol (BDO), and 1,6-hexane diol (HDO), such as Realkyd[®] produced by Arkema (France). Glycerol is largely used when $f > 2$ is desired to obtain the final thermosets.⁶⁶ Different polyols can be combined to tailor their functionality, properties, and cost.⁶⁷ The synthesis of polyester polyols is relatively easy to control to obtain primary OH end groups. Ester bonds lead to sensitivity to hydrolysis. Consequently, the final materials can be degraded under long-term exposure to moisture. PUs with polyester polyols generally have higher mechanical properties (rigidity) compared to polyether polyols due to the molecular rigidity of the ester bonds. However, these PUs need to be synthesized at high temperature due to their higher viscosity. Aromatic polyester polyols are remarkable due to their fire resistance. Aliphatic polyester polyols are used when UV and abrasion resistance are required, which allow higher deformation at low temperatures.^{20,65}

PC polyols were initially prepared *via* the reaction of a diol and a phosgene. The most prevalent process is the transesterification of glycol and dialkyl or diaryl carbonates at temperatures of up to 200 °C. Another method is the ROP of cyclic carbonate with a polyol as the initiator. Poly(1,6-hexanediol) carbonate, obtained by the polycondensation of 1,6-hexanediol and diphenyl carbonate, is a PC polyol widely employed for the synthesis of PUs. Covestro commercialized it as Desmophen[®].⁶⁸ PUs with PC polyols are suitable for long-life applications because they are extremely hydrolysis and oxidation resistant.^{50,65}

Acrylic polyols contain both vinyl and OH groups. They are obtained *via* the free radical copolymerization of acrylic or methacrylic acid esters, including methyl, ethyl, and butyl methacrylate. They can be copolymerized with functional groups such as styrene, vinyl ester and maleates. The free OH groups are usually added by ester functionalization in a second step. The properties of the final PUs depend on the nature of their monomers. For example, methyl methacrylate results in hardness and water and UV resistance compared to styrene, which is UV sensitive. Some monomers can provide flexibility, adhesion or solvent/grease resistance. However, due to their high costs, these polyols are only used for high-performance PU coating applications such as automotive refinishing.⁶⁹ These polyols can be found on the market, for instance BASF (Germany) proposes a wide range of acrylic polyols named Joncryl[®].⁷⁰

2.2.3. The case of short polyols. Low molar mass (40 to 300 Da) polyols are used as chain extenders and cross-linkers to tailor the architecture of PUs. These short polyols are more reactive than



long chains due to the higher accessibility, reactivity, and mobility of their OH groups. Short bifunctional compounds are often chain extenders, whereas compounds with higher functionality are considered cross-linkers. Thus, a large variety of these compounds with different reactivities and functionalities exist. The chain extenders and cross-linkers are important for the final thermomechanical behaviors of PUs given that they control the structures and molar masses and bring specific mechanical properties (rigidity) with the organization of the hard and soft segments (HSs and SSs), respectively. For instance, rigid foams are highly cross-linked amorphous structures. Phase separation can occur in flexible foams, thermoplastic PUs, coatings and adhesives. During the PU synthesis reaction, the HSs and SSs become incompatible due to the difference in their solubility. HSs and SSs are structured, with organized and microcrystalline regions, through hydrogen bonding. In the final PU, the SSs present a low T_g compared to HSs. This organization often results in a melting point (T_m). The most common short polyols are reported in Table 3, such as BDO, CHDM, glycerol, EG, HQEE, HDO and TMP.^{59,63}

2.2.4. Polyamines. Polyamines are frequently used as starting material for the synthesis of polyether polyols. The amino groups react with alkylene oxides such as PO and EO to form amino polyols. The most common polyamines used as starters are ethylene diamine (EDA), diethylene triamine, *ortho*-toluene diamine, and diphenyl methane diamine (MDA).⁵⁰

Polyamines can also replace polyols (short or long) to react with isocyanate to synthesize polyureas. Their advantage is that aliphatic or aromatic amines react faster than OH with NCO (see Table 2) and the urea bonds present higher rigidity and thermal stability. For instance, elastane fibers are poly(urethane-urea) polymers. They are prepared from diamine chain extenders, MDI and either polyether or polyester soft segments. EDA is the most common diamine chain extender.⁶⁵

2.3. Main PU domains

PUs are a versatile family with various properties because of the diversity of the chemical structures of their building block.

Based on these different macromolecular architectures, different PU domains exist with the corresponding structures, shapes, morphologies, and applications, such as foams, coatings, thermoplastics, and adhesives.⁴⁹

2.3.1. Foams. Cellular PUs, known as PU foams (PUFs), are the first PU application with more than 60% of the PU market. PUFs can be flexible (F-PUFs) or rigid foams (R-PUFs) based on open and close cells, respectively. PUF formulations are always complex. Polyisocyanates, polyols, catalysts, surfactants, blowing agents and different additives are used together to fulfill several requirements. The additives can be fillers, flame retardants, pigments, and dyes. After mixing the above-mentioned components, two main steps in the synthesis of PUF appear almost simultaneously such as blowing and gelling. In the case of F-PUFs, the blowing reaction is due to the release of CO₂ by the fast and exothermic reaction between isocyanate and an agent such as water (chemical blowing). In the case of R-PUFs, the blowing agent and the cellular morphology are produced by the volatilization of a liquid (physical blowing) such as *n*-pentane in the exothermic mix. The gelling reaction corresponds to the formation of a urethane network through isocyanate-polyol reaction.⁷⁵

The foam morphology drives the final properties and behavior. Generally, F-PUFs exhibit a low density, low compressive strength, high recovery properties and high water absorption. They are commonly used for a wide range of comfort and cushioning applications such as transportation, furniture, and bedding. They have the ability to be foamed through the slabstock process or molding.^{76,77} R-PUFs are mainly designed for thermal insulation and energy recovery due to their high density of closed cells. These cells contain the vaporized blowing agent with low thermal conductivity. These elements provide high compressive strength, good heat stability and good barrier properties. R-PUFs are convenient for building application because of their ability to be on-site sprayed. It is also possible to manufacture R-PUF board stocks or sandwich panels.⁷⁸ Between F-PUF and R-PUF, intermediate systems can be created with intermediate behaviors.

2.3.2. Coatings. Cross-linked architectures exhibit enhanced hardness, abrasion, water, solvent, weathering and thermal

Table 3 Most common short polyols (chain extenders and cross-linkers) for the synthesis of PUs

Chemical name	Abbreviation	Chemical structure	Ref.
1,4-Butanediol	BDO		71
1,4-Cyclohexanedimethanol	CHDM		23
Glycerol	/		67
Ethylene glycol	EG		72
Hydroquinone bis(2-hydroxyethyl)ether	HQEE		73
1,6-Hexanediol	HDO		72
Trimethylolpropane	TMP		74



resistance. The versatility of PUs combine these properties with flexibility and good adhesion for the coating industry. This specific market can be divided into 3 main groups, as follows: (i) industrial coatings (automotive, aircraft, and electronics), (ii) construction coatings (sealing floors and roof) and (iii) decorative coatings (wood varnishes).^{20,79}

The main PU coating technology is based on a two-component system with the reaction between polyisocyanate and polyol (usually with $f > 2$) at ambient temperature, with an adequate catalyst in a solvent. The coating is generally sprayed as a clear coat in automotive and aviation applications.⁸⁰ To reduce the emission of volatile organic compounds (VOC), the solvent can be replaced with water for amphiphilic systems. Water-borne systems are based on dispersible polyols and aliphatic isocyanates because MDI and TDI have high reactivity with water.⁸¹ Also, a solvent-free two-component PU is available for floor coating. Low viscosity is required and fillers are added to achieve the final required properties.⁸² There is also an oven curing system for metal coating. A blocked isocyanate is unblocked when heating and react rapidly with a polyol to form the final coating. These systems can be solvent- or water-borne, or in powder form.⁸³ Moisture-cured systems are interesting as anti-corrosion coatings without mixing and metering. Curing reaction occurs between an isocyanate-terminated prepolymer and water to form urea, which results in hardness and resistance to water and chemicals. However, this reaction is generally long and difficult to control because it is dependent on the room temperature and humidity.⁸⁴ Urethane acrylate coatings are another one-component solvent-free system. The fast prepolymer curing is induced by the UV cross-linking of free acrylates at room temperature. This reaction is often activated by a photo initiator.⁸⁵

2.3.3. Adhesives. Adhesives are very similar to coatings. Their formulation are also similar, with solvent- or water-borne, and solvent-free systems. However, in the case of adhesives, their performance depends on their rheological behaviors, surface free energy, adhesion surface characteristics and curing conditions. All PU adhesives cure to produce a thin film between two solid surfaces to bind them. The adhesive creates physicochemical interactions with surfaces such as van der Waals forces and hydrogen and covalent bonds. Adhesives are composed of isocyanates, polyols, cross-linkers, and fillers or plasticizers. Depending on the final application, the cross-linking and hardness are different. The PU adhesive market include the construction, flexible packaging, footwear and wood industries.^{86–88}

2.3.4. TPU domains. TPUs are often thermoplastic elastomers (TPE) with high molar masses polymers. They are composed at least of a polyisocyanate, a linear long chain polyol and a chain extender. These components can be mixed in one step, but generally a two-step process is used with the synthesis of an intermediate, a prepolymer with NCO end chains before the final synthesis of a high molar mass polymer using the short chain extender, as the BDO. Phase separation often occurs due to the incompatibility between the HSs and SSs with a specific micro organization linked to the micro-segregation. The final thermal and

mechanical properties are impacted by the level of segregation with the elastomer characters. TPUs are valued for their low temperature flexibility due to their SSs and for temperature resistance due to their HSs. There are various available processes leading to many final needed properties and applications. Injected and extruded TPUs are found in industries such as footwear, automotive, pipes, hoses, wires, and films.^{89,90}

2.4. Strategies to increase PU sustainability

Sustainable development is a significant concept due to growing concerns about environmental and socio-economic issues, which aims to create a healthy and safe future for humanity.⁹¹

Accordingly, PUs can also be considered as a sustainable solution to address economic and environmental concerns. For instance, in building insulation, R-PUFs are used for energy saving, which have a lightweight structure, reducing the transport and energy costs. Another example is the highly durable PU coatings, which protect and increase the shelf-life of products.⁹²

However, the sustainability of PUs need to be increased by reducing the health issues and GHG emissions linked to their production and by considering their end-of-life. Thus, to achieve these objectives, we can find different sustainable strategies. The first global strategy is based on the valorization of plastic waste (PU and others) at the end of life, as follows: (i) conventionally by different types of recycling and (ii) by bioproduction using biotechnology strategies; in this case, the waste is used as a carbon source.^{93–95} The design of the polymers can be managed to ease the recycling at the end of their life such as in the case of CANs. The second popular global approach is to develop biobased PUs from biomass resources. The last approach is based on the ban of the toxic polyisocyanates to develop PUs without isocyanates, also called non-Isocyanate PUs (NIPUs).

2.4.1. Plastic waste as a carbon source. Besides TPUs, the most produced PUs are thermoset polymers, especially in the case of foams and coatings, which represent around 70% of the PU market. This is associated with the strength and chemical resistance of the well-known urethane groups, but their cross-linked structures increase the difficulty in recycling PUs.

PU waste generally comes from post-consumer products and production waste from various markets such as construction, furniture, bedding, automotive and clothing. Thus, the valorization of these products at the end of their life cycle is now essential in the context of sustainable global development. However, this valorization is limited due to the lack of efficient collection and separation processes of the different PU resources, leading to landfilling and mismanaged plastic waste, which are the main cause of plastic pollution from the land to ocean with the production of microplastics.⁹⁶

Energy recovery processes such as incineration are a well-known technique, but the toxic gas and GHG emissions, such as nitrogen dioxide and CO₂, and low value of the recovered products are not satisfactory, as in the case of the gasification routes for syngas production (CO and H₂).⁹⁷ Thus, recycling is much more desirable as a sustainable approach for dealing with PU waste in terms of the circular economy and can



generate an important profit-pool according to a recent McKinsey report.⁹⁸ Given that conventional mechanical recycling can be only used on some TPUs by re-melting with the loss of some thermo-mechanical properties, several additional and sustainable recycling methods have been developed. For example, chemical and biological recycling can produce monomers and oligomers from this type of plastic waste. These building blocks can be used for the (re-)polymerization of a second generation (2G) of polymers with equivalent or other applications compared to the initial polymer.²⁹ These processes are increasingly implemented in industries, but are still not fully attractive due to the increase in cost. Thus, to overcome this economic drawback, upcycling processes can convert plastic waste into more valuable chemicals through different processes from chemistry and/or biotechnologies.⁹⁹

Chemical recycling. Chemical recycling allows waste to be treated chemically to recover some monomers and building blocks, which can be reused in the synthesis of polymers of 2G in a sustainable approach. Also, mixed polymers and composites can be converted into higher quality materials compared to mechanical recycling.²⁹

Different techniques have been developed such as hydrolysis, aminolysis, phosphorolysis, glycolysis, pyrolysis, and hydrogenation.^{100,101} Hydrolysis was the first chemical recycling method developed for flexible foams. PU waste is placed at high temperature and high pressure with water to form polyols, amine intermediates and CO₂. After treatment, the initial isocyanates can be regenerated from the recovered amine intermediates.¹⁰¹ Aminolysis involves a transesterification reaction between the urethane ester group of PU foams and ammonia or amine to produce bi or polyfunctional amines and alcohols.¹⁰² Mixing PU waste with phosphoric and phosphonic acid ester leads to the formation of a liquid product containing PU oligomers with flame retardancy, adhesive properties and UV resistance.¹⁰³ Based on short polyols, glycolysis has largely been developed for the recycling of R- and F-PUFs. It is based on transesterification reaction and can take place on the urethane groups or on the ester groups in the case of PUs based on polyester polyols, at high temperature in the presence of a catalyst. In this process, it is possible to recover polyol from PUFs at 190 °C and reuse them as building blocks for the synthesis of polymers.¹⁰⁴ Pyrolysis involves the thermal decomposition of long-chain polymers into ash, gas and light hydrocarbons such as ethylene, benzene, and aniline under high pressure, which can be used for the synthesis of chemicals. Moreover, isocyanate can be recovered after first degradation stage (100–300 °C) where the urethane bonds are broken.¹⁰⁵ Hydrogenation is similar to the pyrolysis process, but degradation takes place under high-pressure hydrogen instead of inert gas.¹⁰¹

Depending on the chemical recycling process, end-of-life products and production scraps can be transformed into oligo-urethanes, polyols, amine, gas, ash, and short hydrocarbons. Among these processes, only glycolysis and gasification are conducted on a large scale. However, their major drawbacks are the initial product separation, high energy consumption (high temperature and pressure), and the need for chemicals such as organic solvents and catalysts.¹⁰¹

Biological recycling. An emerging recycling route catalyzed by biological entities such as bacteria, fungi, and enzymes has been reported in several reviews.^{31,106–109} Biological recycling is greener than the conventional chemical recycling and does not require high temperature and chemicals compared to chemical recycling. Efficient poly(ethylene terephthalate) (PET) depolymerization has been achieved by Carbios (France) on an industrial scale.¹¹⁰ However, the case of urethane groups is more challenging, given that these chemical groups are much more robust than ester bonds. Consequently, PUs from polyester polyols are much more susceptible to biological degradation than that from polyester polyols.

Most researchers use microbial communities to recycle PU foams and enzymes for the depolymerization of coatings and TPUs. It was observed that PU foams from polyether polyols were easily degraded by fungi due to the easy penetration of their mycelium into the pores of PUs. Alternatively, the capacity of bacteria to form biofilms was used to degrade PU foams from polyester polyols.¹⁰¹ Enzymatic degradation is also interesting due to the possibility to control bond cleavage and generate building blocks for re-polymerization. Some recent studies reported that urethane bonds can be bio-lysed by combining esterases and amidases. This approach showed promising results.^{111–113} Furthermore, different sustainable approaches have been recently developed, e.g., involving an initial biochemical step to obtain building blocks by enzymatic depolymerization, followed by a chemical step to obtain a new generation of polymers in a perpetual and sustainable “chem-biotech” cycle.¹¹¹

Environmental impact of plastic waste treatment. Particularly, in terms of CO₂ emissions (carbon footprint), the environmental impact of each recycling method varies. This can be studied according to plastic production, product manufacturing, waste collection, transport, sorting and recycling steps. The environmental impact depends on the energy in the process, the quality, and the quantity of the output products and emissions. The plastic waste processing methods that produce the most CO₂-equivalent emissions correspond to incineration, incineration with energy recovery, landfill, pyrolysis, mechanical recycling, solvolysis and dissolution/precipitation, in decreasing order.^{29,114} Results show that breaking chemical structure or bonds and obtaining low-quality end products have a higher environmental impact. Moreover, if the CO₂ costs were factored into the product price, circular options will be more cost-effective than producing neat polymers from fossil resources.²⁹

Upcycling. To date, the low cost of producing virgin monomers from fossil carbon feedstocks makes chemical or biological recycling industrially very unattractive. Thus, creating value-added materials and chemicals from plastic waste can be an answer to this economic drawback. The upcycling of unsorted mixed plastic waste into value-added sustainable materials has been developed using a chem-biotech approach.¹¹¹ In the first step, engineered mixtures of enzymes are used to depolymerize polymers. Mixed microbial cultures convert the plastic waste into



value-added products and building-blocks, before (re-) polymerization or formulation of a 2G polymer, with or without a new architecture.¹¹⁵

Due to the large variety of PU complex structures, chemical and biological degradation lead to a wide variety of end products including organic acids, alcohols, aromatics, and amines such as EG, BDO, adipic acid, 4,4'-methylenedianiline (MDA) and 2,4'-toluene diamine (TDA).¹¹¹ These monomers can be polymerized into PUs, polyesters, polyamides.¹¹⁶ MDA and TDA can be extracted and converted into MDI and TDI *via* the phosgene route for the synthesis of PUs.¹⁰⁶

They can also serve as a carbon substrate for microbial communities to be metabolized into other monomers (*e.g.*, BDO into succinic acid).¹¹⁷ EG can be used as a substrate by microorganisms for the production of PHAs and glyoxylic acid.¹¹⁸ EG has also been converted by modified bacteria into engineered extracellular building block hydroxyalkanoxy-alkanoate (HAA), which has been used as polyol in the synthesis of TPUs.¹¹⁹

These upcycling strategies for mixed plastic waste can improve the profits from cheap carbon sources and improve the carbon yield compared to other recycling processes. However, the limitations of this highly attractive and eco-friendly chem-biotech approach are the low degradation activities of microbes and enzymes. Secondly, the separation of the PU degradation product has low efficiency and is expensive. Thirdly, the toxicity of diamines such as MDA and TDA reduces the biocatalytic activity and growth of mixed cultures.^{116,120}

Reprocessable thermosets. The specific design of new macromolecular architectures considering the end of life of these materials can be the answer to ease the recycling of waste and to increase the sustainability, such as in the case of the CANs. CANs present outstanding behavior and interest as sustainable thermoset alternative materials.¹²¹ These polymers are based on dynamic covalent bonds to form reversible networks, for instance, with a thermal input.¹²² These CANs can be dissociative or associative. In the case of dissociative CANs, their bonds are completely broken in the first step before being reformed, such as in the case of Diels Alder chemistry.¹²³ Associative CANs also exist, where their bonds are simultaneously broken and formed in exchange reactions, such as for vitrimers.¹²⁴ This chemistry confers self-healing properties and high recyclability to reuse them for several cycles. Various recent reviews show that these properties can be introduced to PUs.^{125–127} Besides, it also provides access to shape-memory materials, especially in the biomedical field.^{128,129}

In the particular case of PUs, the urethane group can show dynamic behavior depending on its nature and the urethane/free alcohol ratio *via* tanscarbamylation. Moreover, it has been shown that the appropriate catalyst can enhance the associative and/or dissociative carbamate exchange mechanisms depending on its nature.¹³⁰ Recent studies have proven the possibility of the reuse and recycling of PU foams by compression molding or extrusion due to this dynamic behavior.^{131,132}

2.4.2. Biomass as a carbon source. The vast majority of polymers are derived from fossil-based platform molecules or

bricks such as ethylene, propylene, and styrene, and generally BTX (benzene, toluene, and xylene).⁹³

Due to environmental concerns and limited petroleum resources, there has been interest in replacing fossil raw materials with renewable alternatives, *e.g.*, biomass. The majority of renewable carbon is embedded in plant-derived macromolecules such as cellulose, lignin, and starch or in smaller molecules such as terpenes, vegetable oils and carbohydrates or even in biogenic CO₂. There are two strategies for moving towards polymers using renewable resources.⁵

The first pathway is based on a type of “copy and paste” strategy, developing conventional chemical bricks, but in this case from biomass, with a rather easy and fast implementation. This strategy is often based on the sugar fermentation process as in the case of the bioproduction of ethanol in high yield by alcoholic fermentation, for the synthesis of conventional polymers. As an example, ethylene is obtained from bioethanol by dehydration and can be used as a monomer for the production of biobased low-density polyethylene (LDPE) as done by Braskem (Brazil). Ethylene glycol can be obtained from biobased ethylene and acts as a diol for PET, as in the case of the “plant bottle” developed by the Coca-Cola Company. However, the major roadblocks are biomass conversion efficiency and competitiveness.¹³³ However, this competitiveness can vary with the emergence of strong challengers, *e.g.*, new cheap fossil resources, as in the case of the recent strong development of shale gas production (mix of C₁ to C₄) in North America. This fast development is often unpredictable.

The second strategy is based on the conversion (with or without chemical modifications) of renewable feedstock into novel polymers with “new” macromolecular architectures and with sometimes “new” properties and applications, compared to conventional fossil-based polymers. The diversity of biomass-derived molecules or biomacromolecules is an advantage, but it is a challenge to achieve a controlled molar mass and specific microstructure architecture to finally develop specific properties to find a market. Thus, to solve these issues, efficient catalysis, controlled polymerization process and polymer processing are required. Given that biobased building blocks or biopolymers present interesting chemical structures and are widely available, a wide range of new materials and additives with specific properties and application is now produced. For example, different biobased polylactides (PLAs) with controlled structures and properties are now produced on an industrial scale starting from biomass-derived lactic acid.⁵

According to the different resources, processes and approaches, numerous and an increasing quantity of biobased compounds are produced and commercialized in the last few decades, such as biobased polyols and polyisocyanates.

Biobased polyols. Polyols are the main component for the synthesis of PUs, which is biobased. In 2019, they represented a global production of around 22 Mt. The demand for biobased polyols is increasing, and the different strategies currently employed for their production has recently been summarized.¹³⁴



The growing interest in carbohydrate-containing biomass has led to the large-scale production of various biobased monomers such as EG, 1,3-propanediol (PDO), BDO, isosorbide, succinic acid, azelaic acid, sebacic acid, terephthalic acid, 1,5-pentamethylenediamine (PDA), and 1,6-hexamethylene diamine.

In the current approach to increase the renewable content in polymers, the first step is to replace the initiator polyol for the synthesis of polyethers with biobased compounds such as sorbitol or sucrose. This leads to the formation of partially renewable polyols and PUs. Fully biobased polyether polyols can be synthesized *via* the polycondensation of PDO from glucose (Susterra[®], DuPont Tate & Lyle BioProducts, US) to produce PDO (Velvetol[®], WeylChem-Germany).^{135,136} BASF used the biobased BDO from Genomatica (US), also known as “BioBDO”, to synthesize polytetrahydrofuran polyester polyol by polycondensation (PolyTHF[®]).^{137,138} These short diols can also be used to produce fully biobased polyester polyol *via* condensation with biobased dicarboxylic acids such as adipic and succinic acid such as Biosuccinium[®] commercialized by Roquette (France) in association with DSM (The Netherlands).¹³⁹

The interest in vegetable oils, and generally on oil-chemistry producing biobased PUs has particularly increased in the last two decades. Several reviews reported the strong evolution of the synthesis of PUs from vegetable oil.^{49,87,140–146} The use of vegetable oil for the synthesis of polyols or polyols based on fatty acids is in full expansion because this raw material is currently abundant, cheap, and renewable with a growing production. This market was estimated to around US\$7 billion in 2020 with an annual growth of 7%.¹⁴⁷ A large range of fatty acids can be obtained *via* the hydrolysis of vegetable oils. They have several active and functional chemical groups such as double bonds, which can be used to develop very rich chemistry. For instance, the epoxidation of double bonds by H₂O₂ and the opening of oxiranes under acidic condition are the most common route for the synthesis of polyols.¹⁴⁸ Several grades of polyols based on vegetable oils are already commercially available, such as Radia (Oléon-France) or BioH[®] (Cargill-US).^{149,150} They can be used to improve the hydrophobicity of PUs. Dimer fatty acids are interesting because of their high molar mass. Dimerization is mainly based on the Diels Alder reaction between unsaturated fatty acids, followed by the separation of the different obtained chemicals. Mainly aliphatic and cycloaliphatic C₃₆-dicarboxylic acids are formed. Depending on the feedstock and reaction conditions, this reaction also leads to the formation of bicyclic, aromatic dimer acids or mixture of saturated and unsaturated branched C₁₈-carboxylic acids with pending chains to bring softness.^{151,152} Dimerization of fatty acid can take place to lead to the production of cyclo-polyols (Priplast[™], Croda Germany) or through polycondensation with glycol to form polyester polyols (Sovermol[®], BASF Germany).^{153,154} These polyols are also used to improve the hydrolytic stability and aging properties in PUs.^{155,156}

Biobased polyisocyanates. During the last few decades, different biobased isocyanates have emerged at the industrial level to develop fully biobased polymers. Several polyisocyanates are commercially available such as dimer fatty acid-based diisocyanate

(DDI), lysine derivative diisocyanate (EELDI) and sugar-based diisocyanate (PDI). Their renewable contents are 91%, 75% and 71%, respectively,¹⁴⁰ and their chemical structures are presented in Table 4. Other diisocyanates from available biomass such as different fractioned lignins or isosorbide (bicyclic diol) have also been studied at an academic level in recent years.¹⁵⁷ Recently, Covestro (Germany) achieved fully biobased aniline production from sugar using the chem-biotech approach.^{158,159} This precursor is involved in the synthesis of MDI. GHG neutral pMDI has been recently developed by BASF (Germany) under the brand Lupranat[®] ZERO from renewable raw materials.¹⁶⁰

Fatty acid-based isocyanates have been studied because of their attractive chemical structures based on long aliphatic chains. Soybean oil was brominated and converted by silver cyanate (AgNCO) to diisocyanate.^{161,162} Aliphatic diisocyanate was synthesized from oleic acid *via* Curtius arrangement.^{163,164} Castor oil was converted to aliphatic diisocyanate *via* a non-phosgene route.¹⁶⁵ Diisocyanates can be produced from dimer fatty acids *via* the formation of dimer diamine. Dimer fatty acid can react with ammonia to be converted into dinitrile, and then be hydrogenated in dimer diamine with a catalyst.¹⁶⁶ There are two routes to convert dimer diamine into dimer diisocyanate, as follows: (i) phosgenation¹⁶⁷ and (ii) reacting dimer acid chloride with sodium azide.¹⁶⁸ The most commercialized diisocyanate form dimer fatty acid is DDI from BASF for the synthesis of coatings and elastomers.¹⁴⁰ DDI has low toxicity, low vapor pressure and high resistance to moisture and UV light.¹⁵¹

Polyisocyanates based on the lysine amino acid have been studied because of the non-toxic products from their degradation (amino acid), which is advantage for biomedical applications. They also have low vapor pressure, which is a key point, with these toxic compounds, for handling and processing.^{169–171} Polyisocyanates such as lysine methyl ester diisocyanate, EELDI and lysine triisocyanate are products from amine-terminated lysine ester phosgenation.^{172–174}

PDI was the first commercialized biobased diisocyanate. Mitsui Chemicals (Japan) commercialized it as STABio[™].¹⁷⁵ In the synthesis of PDI, starch is converted into PDA through biotechnological and chemical processes before being phosgenated.^{176–178} The trimeric PDI has been commercialized since 2015 by Covestro (Germany) as DESMODUR[®] Eco 7300.¹⁷⁹ This hardener shows good resistance to aging, scratching and chemical treatment.¹⁸⁰ Isosorbide and isomannide have been recently studied for the synthesis of diisocyanates. Also, 1,4:3,6 dianhydrohexitols are converted into the corresponding 2,5-diamino compounds before phosgenation into diisocyanate.^{181,182} Another route to synthesize isosorbide-based isocyanates is *via* Curtius rearrangement after esterification with succinic anhydride.¹⁸³

Furan-based diisocyanates have been synthesized since 1962 starting from methyl furoate and hydroxymethylfurfural.^{184–189} Lignin is the second most abundant biopolymer and largely studied for its derived aromatic components. Lignin-derived phenolic acids such as vanillic acid and syringic acid have been used as precursors for the synthesis of diisocyanates *via* Curtius rearrangement.^{190,191}



Table 4 Main biobased polyisocyanates

Name	Chemical structure	Precursor	Biocontent	Commercial name and supplier	Applications
Pentamethylene diisocyanate (PDI)		Glucose	70%	STABIO™ D-370 N (Mitsui)	TPUs, flexible foams and coatings
PDI-trimer		Glucose	71%	DESMODUR® Eco 7300 (Covestro)	Hardener for PU coatings
Dimeryl diisocyanate (DDI)		Dimer fatty acids	91%	DDI 1410 (BASF)	Outdoor
Lysine ethyl ester diisocyanate (EELDI)		L-Lysine	75%	LDI (Alfa-Aesar™)	Biomedical
Polymeric 4,4'-methylenediphenyl diisocyanate (pMDI)		Unknown	Unknown	Lupranat® ZERO	R-PUFs (thermal insulation)

Environmental impact of biobased PUs from renewable resources. Beginning-of-life options are as important as the end-of-life scenarios. Indeed, feedstock extraction, processing energies and transports have a strong environmental impact. Consequently, the interest in non-food, renewable resources for the production of PUs is increasing due to their enhanced sustainability compared to fossil fuel extraction and refining.¹⁹² Various renewable feedstocks can be used for the synthesis of polyols, where the choice of feedstock is important. A life cycle assessment (LCA) following the cradle-to-factory gate approach compared different PU coatings from fossil-based conventional polyester polyols and biobased polyester polyols obtained with renewable monomers such as succinic acid, glycerol and PDO. It was found that the biobased PU had the lowest environmental impact. The GHG emissions and non-renewable energy use were reduced by 75% and 35%, respectively.¹⁹³ However, this approach did not take consider the side effects of feedstock farming such as acidification and eutrophication due to fertilizer and pesticide use.¹⁹² Another LCA following the cradle-to-gate scenario on the production of polyols for PUs from rapeseed oil showed that although biobased polyols have better environmental impact compared to fossil-based polyols, their effects can be negative on land use, marine eutrophication and ecotoxicity.¹⁹⁴ Recently, an LCA on biobased R-PUFs from azelaic acid and lignin proved that the final properties of the materials related to their application are the key factor for higher environmental performances. In the case of thermal insulation, the lowest thermal conductivity and density present the lowest environmental impact.¹⁹⁵

Sustainability is not only based on the origin of the feedstocks, but also about the process, use and end of life. Biobased polymers contribute to a more sustainable economy, but some drawbacks remain, including the cost and efficiency of biorefineries

and the negative agricultural impacts. Thus, a combination of bioeconomy and circularity (circular bioeconomy) is needed together with emerging recycling technologies such as biological, chemical and upcycling.¹⁹²

2.4.3. NIPU. Globally, the use of toxic isocyanates is also a major drawback in the synthesis of PUs. The use of phosgene in the synthesis of isocyanates is known to cause serious health problems. Moreover, all the above-mentioned commercially available isocyanates are labeled as CMR (carcinogen, mutagen, and reprotoxic) products. According to some studies, isocyanates are one of the main causes of work-related asthma in the world.¹⁹⁶

R&D on the synthesis of safer PUs without isocyanate has been strengthened over the two last decades and companies around the world are now under pressure to minimize their isocyanate consumption and develop non-toxic compounds. The most promising approach to synthesize NIPUs seems thus far to be the polyaddition of cyclic carbonates and amines, as described in numerous reviews.^{197–202} Given that the primary and secondary OH groups are formed by opening cyclic carbonates, NIPUs are called polyhydroxyurethanes (PHUs). One of the great advantages of this approach is the low toxicity of cyclo-carbonates, which are based on CO₂ consumption during their synthesis. The cyclo-carbonate and amine components can be obtained from biobased resources, which can lead to the formation of cross-linked materials such as fully biobased PUFs.^{203,204} However, there are other routes to synthesize NIPUs, such as polycondensation, ring-opening polymerization and rearrangement.²⁰⁵ Polycondensation (or transurethanization) involves the use of a bifunctional carbamate, a diamine and a polyol. NIPUs can also be synthesized *via* the ring-opening polymerization of 6–7 membered cyclic carbamates, but this involves



phosgene, which is harmful. Several rearrangement reactions can be employed for the synthesis of NIPUs including Curtius, Hofmann, and Lossen rearrangements, but isocyanate intermediates are formed, which is not a significant improvement over the conventional route.²⁰⁶

3. Sustainable cycloaliphatic building blocks for the synthesis of PUs

The use of sustainable raw materials for the synthesis of polymer is the result of a long trend over several decades. Today, this approach is increasingly evident, as shown herein previously. Thus, various cycloaliphatic monomers or building blocks from biomass such as terpenes, vegetable oils and carbohydrates have been intensively studied for the synthesis of PUs over the past two decades. Examples of cycloaliphatic molecules from these families are limonene, pinene, abietic acid, isosorbide, glucose, and dimers of fatty acids.^{207,208} They are often chemically modified to become polyols, diisocyanates, and diamines, which are suitable for the synthesis of PUs. Certain mono-functional compounds such as cholesterol, which is a lipid of animal origin, and its derivatives are also used in the synthesis of PUs.²⁰⁹ The synthesis of sustainable cycloaliphatic PUs and NIPUs is presented in this section, depending on the type of sustainable feedstock, which is mainly, but not only, biobased, and their corresponding chemical modifications. However, because the production of building blocks from plant metabolism often has low productivity,²¹⁰ microbial production can be a strong economic and sustainable alternative. Employing an upcycling strategy, it will soon be possible to widely bioproduce these cycloaliphatic building blocks from different enzymatic systems and the combination of metabolic engineering of mixed microbial cultures from plastic waste as a substrate.¹¹⁵ However, thus far, the meaningful bioproduction of cycloaliphatics is only possible by extraction from biomass.^{211,212}

3.1. From terpenes

Terpenes (or terpenoids or isoprenoids) are a part of the hydrocarbon-rich group of molecular biomass, representing over 80 000 compounds. Terpenes are composed of a hydrocarbon backbone and isoprene (2-methyl-1,4-butadiene) units. They can also have different active groups such as double bonds, OH and carboxyl groups. They can be acyclic or cyclic, consisting of 1 to 14 aliphatic rings.²¹³ Terpenes are present in different types of biomass such as plants, bacteria, animals, and fungi. Terpenes are biosynthesized by many plants and trees, and are found in essential oils, resins, pigments, and latexes, among others.

The easiest approach to produce a mixture of terpenes is extraction from turpentine. This is the volatile fraction of pine resin, with a production of 350 kt year⁻¹.²¹⁴ Rosin is the non-volatile part of resin. Terpenes are composed of a functionalized cycloaliphatic structure, which can undergo polymerization with or without prior chemical modification.²¹⁵

Bacteria such as *Escherichia coli* possess a native metabolic pathway for isoprene, the terpene elementary unit. The bioproduction of high-value terpenes has been achieved using recombinant terpene biosynthesis modules, metabolic engineering and site-directed mutagenesis. New terpene architectures have been extended through this approach.²¹¹

Terpenes are abundant, inexpensive, biodegradable, easy to isolate and do not compete with food or feed. They have been used for various applications such as fragrances, flavors, perfumes, pharmaceuticals, drugs, dyes, varnishes, and biofuels.²¹⁶ The use of terpenes as building blocks for the synthesis of polymers has become attractive, as shown by several recent reviews on this topic.^{217–221} The most commonly studied terpenes for polymerization are α - and β -pinene, limonene, and myrcene because they can be easily isolated from the turpentine in orange peel in reasonable amounts. Besides, their double bonds are interesting for the synthesis of polymers because they can react directly by ionic or radical polymerizations. They can also be functionalized to develop different polymers by polycondensation or ROP.²²⁰

3.1.1. Limonene

Production/extraction. Limonene is a chiral molecule produced by over 300 plants. The (*R*)-enantiomer represents over 90% of orange peel oil, which is a waste product from the citrus industry. It can also be obtained by the isomerization of pinene.²¹⁷ Recently, the bioproduction of limonene from recombinant *Escherichia coli* has been achieved using glucose and glycerol as carbon sources.^{222,223}

Up to 85 kt of limonene is produced annually worldwide, which is commonly used in the fragrance, flavor and pharmaceutical industries. Limonene possesses one double bond in its ring and another one as a side group. Because limonene is an abundant and inexpensive monomer, these alkyl groups are attractive for cationic and condensation polymerization and for chemical modifications before polymerization.²¹⁷

Chemical modifications. Several chemical modifications have been developed on limonene for the synthesis of cycloaliphatic PUs and PHUs. The global pathways are presented in Fig. 4 with different parts from 1 to 8.

Click chemistry can be considered as a green approach using the principles of green chemistry.¹⁸ Click reactions exhibit high yields, short reaction times, high chemoselectivity and simple reaction conditions.²²⁴ Photochemical click chemistry has been carried out to synthesize limonene-based polyols (1) and (4), dithioester (2) and diamine (5) for the synthesis of PUs.

In detail, various mercaptans such as 1-thio-glycerol react *via* thiol-ene addition with limonene under UV radiation in the presence of a photo initiator catalyst to form polyol (1).²²⁵ R-PUFs were prepared by mixing limonene-based polyol (1) with another commercial one, and pMDI and water. High thermal stability higher than 250 °C was achieved with a *T_g* above 200 °C due to the rigidity of the limonene ring.²²⁶

Limonene dimercaptan (3) was synthesized as a reaction intermediate for the synthesis of polyol (4). Firstly, limonene reacted by thiol-ene addition with thioacetic acid to form



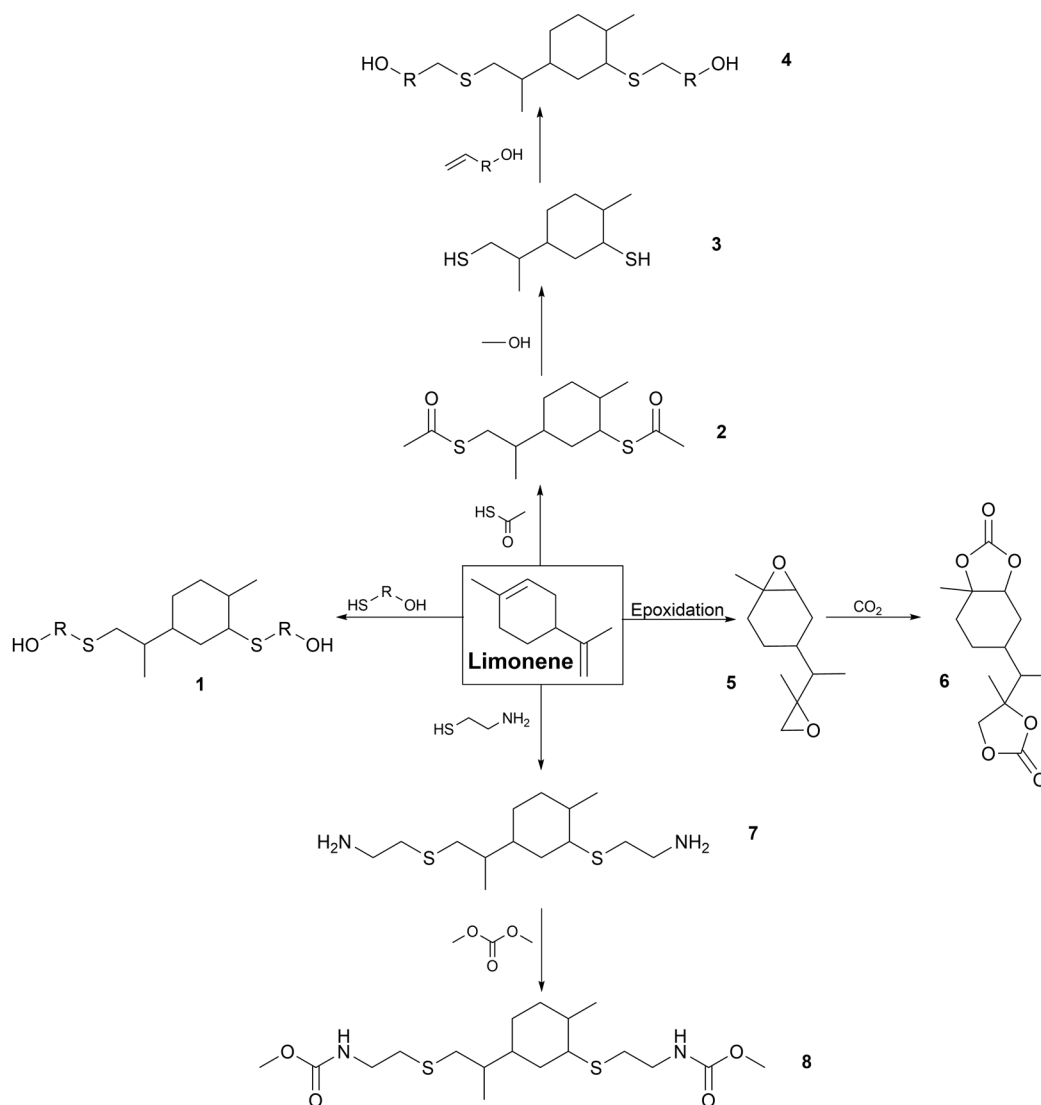


Fig. 4 Review of the chemical modifications of limonene for the synthesis of PUs (from **1** to **8**).

dithioester (**2**) before being transesterified to obtain dimercaptan (**3**). The triazabicyclodecene (TBD) catalyst was used to reduce the reaction time compared to the original base-catalyzed reaction in a green chemistry approach.²²⁷ Limonene dimercaptan (**3**) has often been transformed into polyol (**4**) for the synthesis of R-PUFs *via* thiol-ene addition with alkoxyated compounds such as 2-allylphenol, eugenol and glycerol-1-allylether.^{226,228}

PHUs have also been synthesized from dithiol (**3**) and carbamate monomers from hydroxamic fatty acid derivative with two double-bonded end groups by thiol-ene addition. It has been shown that the bulky structure of limonene reduced the crystallinity of NIPU, leading to amorphous polymers with a low T_g of around -13°C .²²⁹

Thiol-ene addition has also been reported for the synthesis of diamines (**5**). It was used as a reaction intermediate for the synthesis dicarbamate (**6**) to synthesize NIPUs. Cysteamine hydrochloride reacted with limonene to form diamine (**5**) under UV radiation with dimethylpropylamine as the photo-initiator.

Then, diamine (**5**) reacted with dimethyl carbonate to form dicarbamate (**6**) with TBD catalyst. NIPUs were synthesized from dicarbamate (**6**) with polyol (**1**) or TBD-catalyzed fatty acid-derived diols. The bulky cycloaliphatic units of limonene dicarbamate (**6**) and diol (**1**) led to the formation of short polymers with low molar masses (6150–7900 Da), crystalline domains and T_m of up to 69°C .²³⁰

Another way to produce limonene-based PHUs is the reaction between biscyclocarbonate (**8**) with acyclic or cycloaliphatic polyamines.^{231,232} This monomer (**8**) was produced from limonene dioxide (**7**), which can be obtained by various catalytic routes.^{233–236} Several pathways for the production of biscyclocarbonate (**8**) have been studied, but the most attractive one is the catalytic carbonization of epoxide (**7**) with CO₂. Low molar masses were obtained (from 600 to 1840 Da) for NIPUs obtained by reaction between (**H**) and diamines ($f = 2$).^{237–241}

For cross-linked PHUs synthesized from limonene biscyclocarbonate (**H**) and polyamines with $f > 2$, the Young's modulus



and T_g increased with amine functionality and flexibility. The purification of limonene biscyclocarbonate (**8**) by recrystallization significantly increased the thermoset properties of the NIPUs. Very rigid and brittle polymers were obtained with an increase in the biscyclocarbonate (**8**) content due to the rigidity of the cycloaliphatic structure of limonene.²³²

Some other modifications of limonene into polyol, diamine or diisocyanate can be found in the literature. However, to the best of our knowledge, the synthesis of PUs using these modified building blocks has not been reported to date. For instance, short and long diol syntheses have been described through the hydroformylation of limonene. In the second step, two routes were developed to form a limonene-based diamine. This building block can be used as a precursor for the synthesis of diisocyanates or NIPUs.²⁴² Besides, a patent describes the modification of limonene to form diisocyanate.²⁴³ However, the production of PUs has not been reported using these different methods.

3.1.2. Abietic acid (rosin)

Production/extraction. There are three main types of rosins, *i.e.*, gum rosin, wood rosin and tall oil rosin. Gum rosin is the non-volatile fraction of pine resin. Wood rosin is recovered from aged pine stumps. Tall oil is an abundant and inexpensive by-product of Kraft processing of softwoods in the paper industry, which is composed of rosin and fatty acids.²¹⁷

The annual global rosin production is over 1000 kt. It is composed of rosin acids (about 90%) and about 10% of by-products. Rosin acids consist mainly of isomeric abietic-type acid and its isomers (40–60%) and pimaric-type acids (9–27%), as shown in Fig. 5. Abietic acid is characterized by a rigid aliphatic tricyclic structure with one or more unsaturations.²⁴⁴ Its hydrophobicity allows it to be used as a water-resistant agent for paper coating, or in antifouling, adhesive and printing inks. In the last two decades, rosin chemical modifications have

been studied for the synthesis of sustainable cycloaliphatic polymers.²⁴⁵

Chemical modifications. The main chemical pathways are presented in Fig. 6 with different parts, from 9 to 29. Early studies on the modification of rosin acids for the synthesis of PUs are based on Diels Alder reaction to produce diacids or acid anhydrides. Firstly, abietic acid, which is the main component of rosin acids, is isomerized at high temperature to form levopimaric acid (**9**). Then, Diels Alder reaction at high temperature with excess maleic anhydride, fumaric acid or acrylic acid leads to the formation of maleopimaric acid (MPA) (**10**), fumaropimaric acid (FPA) (**11**) and acrylopimaric acid (APA) (**12**), respectively.^{246,247}

In the synthesis of rosin-based PUs, the MPA (**10**) monomer has been widely used to produce various building blocks for the production of PUs such as polyester polyols (**13**) and (**17**), or cyclocarbonates (**19**).

Different polyester polyols (**13**) have been synthesized *via* the esterification of MPA (**10**) with various diols, with different molar masses. R-PUFs were designed from pMDI, polyester polyols (**13**), polyether polyols, blowing agent, surfactant and catalysts. It appeared that rosin-based polyols (**13**) and low molar mass diols resulted in the formation of very thermally stable foams.²⁴⁸ Also, it seems that R-PUFs from rosin-based polyester polyols (**13**) were more resistant to compression and exhibited lower thermal conductivity than commercial foam due to the rigid cycloaliphatic structure of rosin.²⁴⁹

MPA (**10**) was also the starting point to design a specific rosin-based diol (**17**) as a chain extender for the synthesis of TPUs. Firstly, MPA (**10**) reacted with 4-aminobenzoic acid by imidization to form a diacid (**15**). Acids were chlorinated (**16**) with thionyl dichloride and DMF at 85 °C for 5 h. Then, EG reacted with acyl chloride (**16**) by esterification to form a diol (**17**). Prepolymers were synthesized *via* the reaction between IPDI and PTHF (2 kDa). Rosin-based diol (**17**) was used as a chain extender. Atomic force microscopy (AFM) studies showed that the HSS domains increased with an increase in the content of rosin-based diol (**17**) due to the rigidity of the aliphatic rings. Also, imide groups participated in inter- and intra-molecular interactions, increasing the thermodynamic incompatibility between the HSSs and SSSs, thus developing microphase separation.²⁵⁰

MPA (**10**) was further described as the origin of a specific rosin-based cyclic carbonate (**19**). MPA (**10**) was esterified with epichlorohydrin, and then reacted with aqueous sodium hydroxide and tetrabutyl ammonium bromide as a phase transfer catalyst to form triglycidyl ester of maleopimaric acid (**18**).²⁵¹ This monomer (**18**) has been used in cycloaddition with carbon dioxide to form a rosin-based cyclic carbonate (**19**). PHUs were synthesized *via* the ROP between this monomer (**19**) and various aliphatic diamines or triamines. The T_g is correlated with the chemical structures of selected amines. A higher T_g (73 °C) was obtained with cycloaliphatic rigid amine (isophorone diamine) compared to the lowest (18 °C) value obtained for linear flexible aliphatic amines (triethylenetetramine).²⁵²

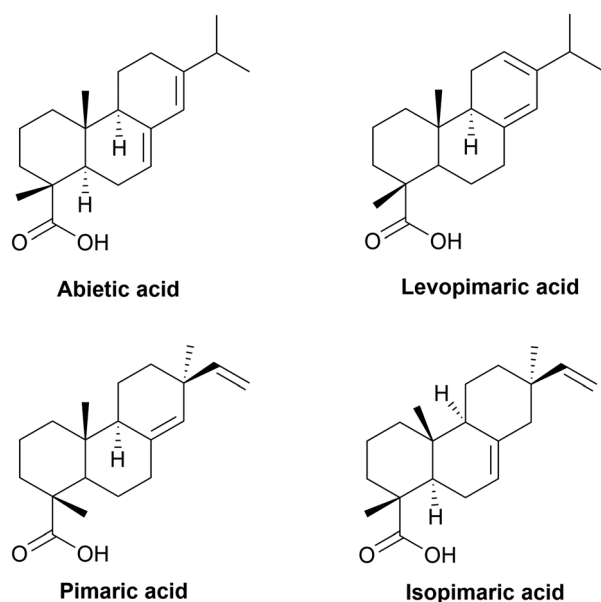


Fig. 5 Chemical structures of main rosin acids.



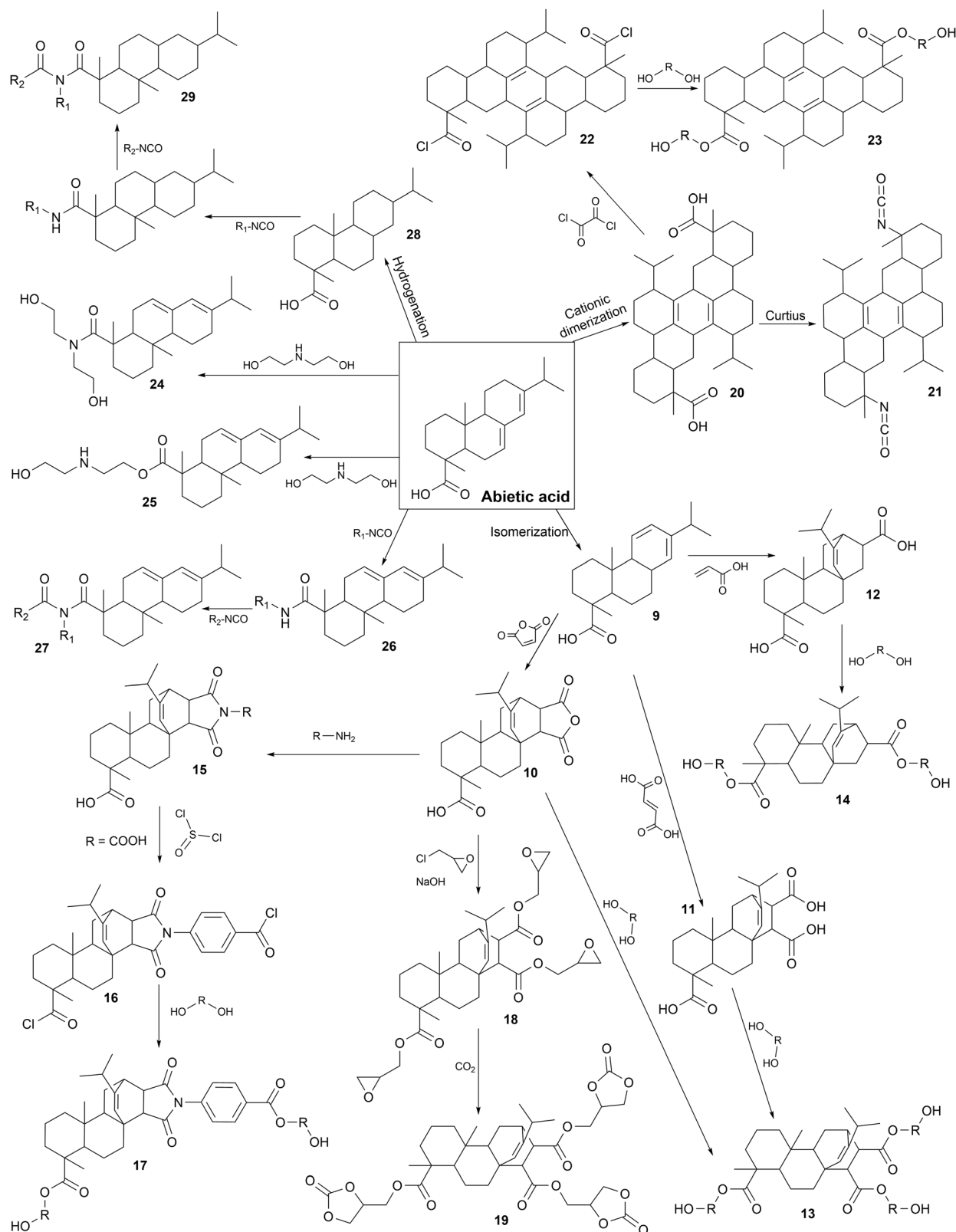


Fig. 6 Review of abietic acid chemical modifications for the synthesis of PUs (from 9 to 29).

MPA (10) was also studied for polymer grafting to increase the thermal stability of R-PUFs due to the rigidity of rosin. MPA (10) was grafted by imidization on the amine groups of amino-functionalized polydimethylsiloxane. R-PUF was produced



from pMDI, modified polysiloxane, polyether polyol, blowing agent, surfactant and catalysts. The free amino groups of modified polysiloxane reacted with isocyanates to form urea links. SSs based on polysiloxane reduced the R-PUF compression resistance, whereas rosin-grafted polysiloxane enhanced it. The improvement in mechanical properties was attributed to the rigidity of the cycloaliphatic MPA structure and imide bonds.²⁵³

APA (12) and MPA (10) were produced from levopimaric acid by Diels Alder reaction. The esterification of APA (12) with diethylene glycol gave trifunctional polyester polyol (14) for the production of waterborne PUs (WPUs). Then, rosin-based polyester polyol (14) reacted with TDI and a polyether polyol to form a prepolymer. Chain extenders were added to complete the reaction before neutralizing and dispersing the mixture in water, in a green chemistry approach. It appeared that the corresponding PU films with high rosin polyol content (14) presented improved mechanical and thermal properties, water resistance and antibacterial properties. These results are attributed to the rigid structure of rosin and cross-link density of PU network.²⁵⁴

Diacid dimer (20) was largely studied as a platform molecule from abietic acid for the synthesis of PUs and design of other building blocks. Diacid dimer (20) was produced *via* abietic acid cationic dimerization.²⁴⁴ Using this molecule, abietic acid-based diisocyanate (AADI) (21) was synthesized in two steps *via* Curtius rearrangement. Subsequently, it was used to synthesize thermoset PUs with PCL diol and *N,N,N',N'*-tetrakis(2-hydroxypropyl)ethylenediamine (TKED) as a chain extender. In this case, the HSs were composed of TKED and rigid cyclic aliphatic structure of AADI (21). The impact of the HS content in PU has been studied. It has been shown that increasing the HS content favored microphase separation. By increasing the AADI (21) and TKED content, the cross-linking density also increased. Also, the chain mobility decreased and the steric hindrance increased, leading to higher mechanical and thermal properties.²⁵⁵

Rosin dimer (20) was also modified into a short diol (23) for the synthesis of TPU as a rigid chain extender. Dimer (20) was chlorinated with oxalyl chloride (22) before being esterified with EG. Then, the prepolymer of MDI and polybutylene adipate (PBA) was extended with rosin-based diol (23) at different contents. Due to the high molar masses and high chain entanglements of the bulky cycloaliphatic structure of the new diol (23), the thermal stability and the mechanical properties of the final TPUs increased.²⁵⁶

Other polyols, (24) and (25) from abietic acid, have also been described in recent studies. Tall oil with different rosin contents ranging from 2% to 20% reacted with diethanolamine and triethanolamine secondary amines or OH groups to form polyols, (24) and (25), respectively. They have been used to extend the TPU prepolymer of MDI and polyadipate. The degree of phase separation was higher for TPU with the rosin-based chain extenders (24 and 25) compared to EG due to its rigidity.^{257,258}

The addition of abietic mono acid during the preparation of PUs was also intensively studied. The carboxylic acid and

isocyanate groups reacted to produce an amide linkage (26) for the synthesis of R-PUF with significant compression strength improvement due to the rigid cycloaliphatic structure.²⁵⁹ In the formulation of TPUs, the addition of rosin resin in the mixture with BDO, as the chain extender, increased the HS content and HS/SS phase separation because of the rigidity of the urethane and amide bonds, and the cycloaliphatic structure of rosin. The molar mass, crystallization time, viscosity, rheological, mechanical and adhesion properties increased with an increase in rosin content.^{260–262} It was shown that after a certain rosin amount (50 eq.%), the storage modulus decreased because of the rosin bulky structure, which increased the separation of the linear PU chains.²⁶³ Monomer with imide-ureas (27) were produced *via* a second amide reaction with isocyanate groups. These linkages were described as HSs due to their rigidity and ability to form hydrogen bonds. Similar results to that with rosin acid as the chain extender were observed, where an increasing rosin content led to a higher molar mass and viscosity.²⁶⁴

Recently, hydrogenated abietic acid (28) was recently used in the acrylate formulation of PUs with IPDI and 2-hydroxyethyl acrylate. The bulky and rigid cycloaliphatic structure of rosin decreased the volume shrinkage properties compared to the linear structures. Also, the imide-urea linkages (29) formed strong hydrogen bonds, increasing the adhesion to glass, PET, PVC and PC by up to 50% compared to the commercial ref. 265.

3.1.3. Pinene

Production/extraction. Pinene is an abundant bicyclic monoterpene with two structural isomers, *i.e.*, α -pinene and β -pinene, which represent between 75% to 90% of softwood essential oils.²⁶⁶ Turpentine is a volatile by-product from the papermaking kraft process. This is the largest and cheapest source of terpenoids from biomass, with a production of 360 kt/year.²⁶⁷ Turpentine is composed of different terpenoids, such as α -pinene (75–85%), β -pinene (up to 3%) camphene and limonene (5–15%). Pinene can also be found in other plants or can be biosynthesized from engineered microbial communities from glycerol, which can be obtained after plastic waste recycling (chemical or biological).²⁶⁸ Various applications have been developed from neat pinene in medicine, fuel production and flavor or fragrance.²⁶⁹

Chemical modifications. Fig. 7 presents the chemical modification of pinene for the synthesis of PUs with different parts, from 30 to 44. Pinene-based polyols (36, 35), diamines (31) and diisocyanates (42, 43, 44) have been developed as particular PU components.

Two polyols (36, 37) have been synthesized from α -pinene-based epoxide (E) opened with diamine or polyol, respectively. Firstly, the acid-catalyzed isomerization of α -pinene led to the formation of terpinene (32).²¹⁶ Then, it reacted with maleic anhydride to form terpinene anhydride (33) by Diels Alder reaction.²⁷⁰ ROP with epichlorohydrin led to the formation of pinene-based epoxy resin (34).²⁷¹ Then, the secondary amine of diethanolamine reacted with epoxy groups of compound (34) to form a polyol (35) for the synthesis of cross-linked PUs. Flexible



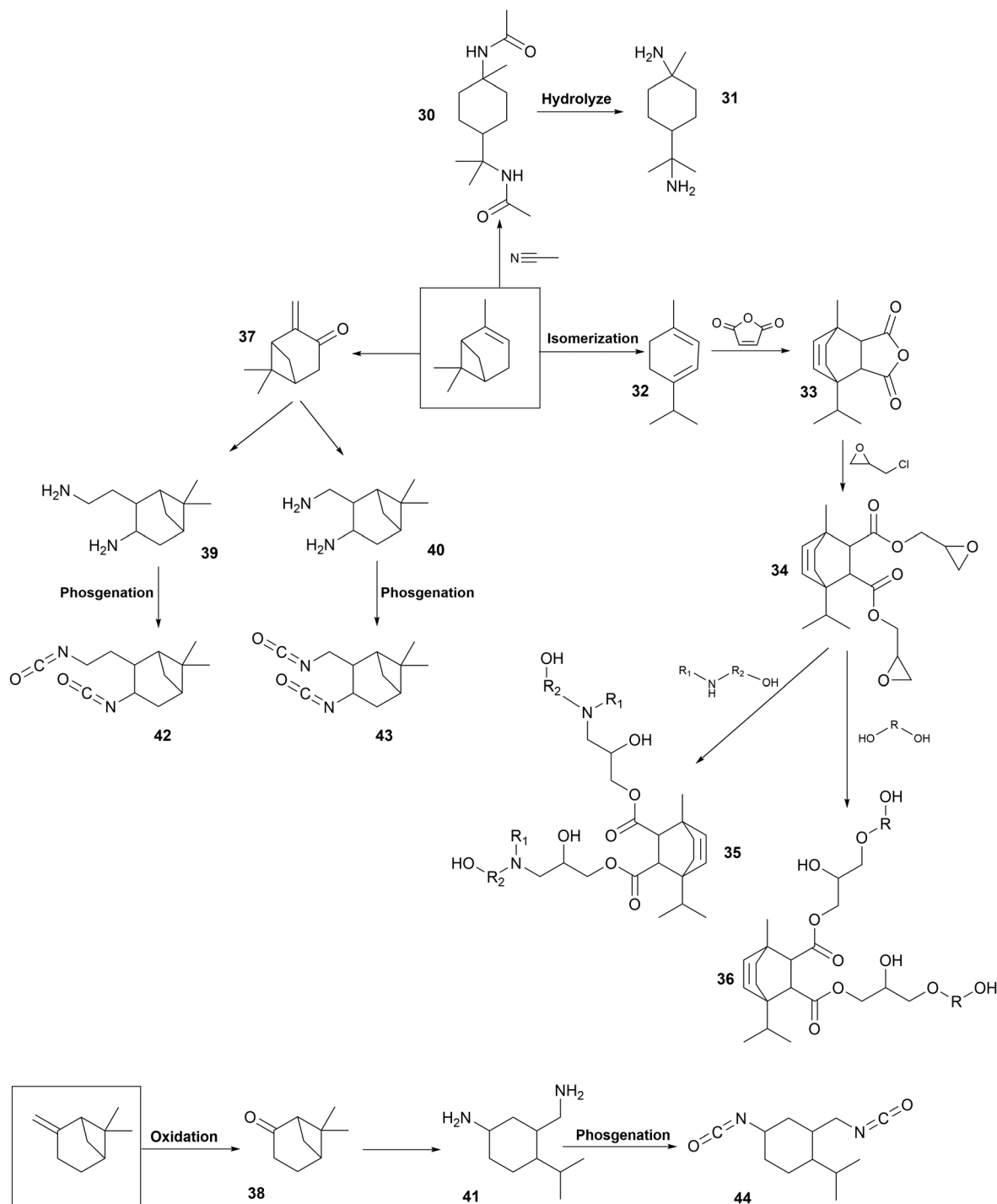


Fig. 7 Review of the chemical modification of pinene for the synthesis of PUs (from **30** to **44**).

transparent films were obtained with T_g in the range of 5 °C to 37 °C.²⁷² These films showed good chemical resistance and mechanical properties due to their cross-linked structure after curing. Another pinene-based polyol has been synthesized from epoxy resin (**34**). Epoxy groups were opened with a diol or triol to form a polyol (**36**) under acidic conditions.²⁷³ WPUs have been synthesized from this polyol (**36**) with HDI trimer. Flexible transparent films were obtained with a T_g in the range

of 35 °C to 40 °C and high water-resistance and adhesion properties.²⁷⁴

Pinene-based diamines (**31**) have been designed to synthesize fully biobased NIPUs. Firstly, *N,N'*-diacetyl-*p*-menthane-1,8-diamine (**30**) was synthesized from turpentine with acetonitrile under acid conditions. Then, amide bonds were hydrolyzed under the catalysis of sodium hydroxide solution in EG to form *p*-menthane-1,8-diamine (MDA) (**31**).^{275,276} Biobased PHUs



were developed by the reaction of cyclic carbonated soybean oil with MDA (**31**) at 150 °C for a long time (60 h), similar to the synthesis of NIPUs, and without solvent, following a green chemistry approach. Good thermal stability was obtained. Dynamic mechanical analysis and gel content measurement confirmed that the curing was uniform and the cross-linking density was higher at the used stoichiometry.²⁷⁷

The synthesis of pinene-based diisocyanates has been recently patented. Several routes have been studied, starting from α -pinene or β -pinene. Firstly, pinene was oxidized to pinene-derived ketone (**37**, **38**). After a subsequent reaction step, pinene-derived diamines were formed (**39**, **40**, **41**). They were converted *via* a phosgene route into diisocyanates (**42**, **43**, **44**). These diisocyanates can react to form PUs.²⁷⁸

3.1.4. Betulin

Production from biomass and waste. Betulin is a natural pentacyclic lupene-type triterpene, which can be found in more than 200 plant species, especially in the Betulaceae family. Chiefly, large quantities of betulin can be extracted (from 10 to 45 wt%) from the outer bark of white birch. Given that bark extractives are mainly hydrophobic, debarking is necessary to avoid issues in pulp industries. Bark is usually burned for energy recovery, but its extract can be highly valuable.^{279,280} The bioproduction of betulin has recently been developed by metabolic engineering with glycerol and ethanol as the substrate, which can be obtained from plastic waste biorecycling.²¹⁰

Neat betulin has been widely studied for pharmacological applications such as anti-cancer, anti-HIV, and cosmetic applications.²⁸¹ For the extraction of biomass, several methods of sublimation with organic solvent have been studied.²⁸² The interest in the synthesis of polymers using betulin is increasing. Indeed, its high melting point (256 °C) is due to its rigid aliphatic pentacyclic structure based on 30 carbon atoms. Besides, betulin possesses two OH groups (potential bifunctionality) and an isopropenyl group, which can be interesting for different chemical modifications.²⁸³

Chemical modifications. The kinetics of the polyaddition reaction between betulin OH groups and polymeric MDI isocyanate groups were studied for the synthesis of PUs. Different solvents and temperatures have been tested using dibutyltin dilaurate (DBTL) as a catalyst. Consequently, molar masses in the range of 4150 to 7200 Da were obtained. The tensile strength and elongation at break increased with an increase in the molar mass. However, the reaction between the isocyanate and OH groups was not complete, which was explained by the high steric hindrance of betulin, limiting the obtained molar mass.²⁸⁴

Betulin-based PUs have been synthesized through a two-pot route. Firstly, anionic ROP with EO occurred. After the isolation and purification of betulin with polyethylene oxide chains, step-growth polymerization with IPDI occurred in the presence of a catalyst. A one-pot synthesis route has also been developed. The catalyst switch strategy has been employed with base-catalyzed ROP and acid-catalyzed step-growth polymerization. To avoid the high crystallinity linked to long polyethylene oxide

grafted chains, 1,4-benzenedimethanol has been added in different ratios with betulin. Subsequently, a molar mass in the range of 16.9 to 83.3 kDa was obtained. When the gap between two betulin units increased, hydrophobic crystalline nano-domains were formed. Thus, homogeneous hydrophobicity increased with an increase in the betulin content because of the restricted phase separation.²⁸⁵

3.2. From cholesterol

Cholesterol is a lipid from the sterol family, which is involved in different biochemical mechanisms in living organisms such as animals and human beings and is a derivate of terpenes. Specifically, it is an amphiphilic molecule found in the plasma of cellular membranes, and its chemical structure is presented in Fig. 8 (left). It possesses a polar secondary alcohol, non-polar rigid tetracyclic ring structure and a flexible branched carbon chain. Cholesterol is obviously biocompatible, which is a key factor in its use as a building block for the synthesis of polymers. Given that it possesses one OH group, it has been used for the synthesis of biocompatible polymers.²⁸⁶ Polymers with cholesterol in their main chain have been synthesized using it as an initiator for free radical polymerization, ROP, esterification. The synthesis of polymers bearing cholesterol side chains has also been reported, which are usually grafted *via* polymerization or radical polymerization.²⁰⁹

TPU with cholesterol-based side-chains have been studied as a biocompatible adhesive. Firstly, a TPU was synthesized from MDI and a polyol such as PCL or PTHF. Then, a second addition of MDI was performed, allowing the grafting of cholesterol on the urethane linkage by the formation of allophanate. Consequently, this created a high-affinity surface for the attachment and adhesion of cells.^{287,288}

As an example, the synthesis of grafted cholesterol in PU from MDI and PTHF has been reported. Cholesterol was grafted by the second addition of MDI. Cross-linked networks were obtained when MDI did not react with cholesterol, but with two urethane bonds. The pendant chains of the bulky tetracyclic cholesterol prevented the crystallization of the HSSs, leading to fully amorphous materials. Moreover, the T_g increased from -63 °C to -55 °C with an increase in cholesterol content due to its rigidity.²⁸⁹

Cholesterol is also known as a precursor of bile acids, which help to solubilize fats for vitamin metabolism. Bile acids, such as cholic acid, chenodeoxy cholic acid, deoxycholic acid and lithocholic acid are formed in the liver of mammals and birds after the metabolism of cholesterol.²⁹⁰ The chemical structure of cholic acid is presented in Fig. 8 (right). Cholic acids can be employed for the synthesis of fully biobased thermoset PUs. Firstly, coatings with hydrophobic properties were synthesized using EELDI as the diisocyanate and cholic acid as the polyol. Their T_g was high, ranging from 106 °C to 118 °C.²⁹⁰ Then, cholic acid was used as the initiator for the ROP of ϵ -caprolactone on its primary OH group. This polyol has been mixed with EELDI to produce biobased and biocompatible coatings. Semi-crystalline networks were obtained with T_m in the range of 45 °C to 65 °C. Furthermore, an elastic modulus in



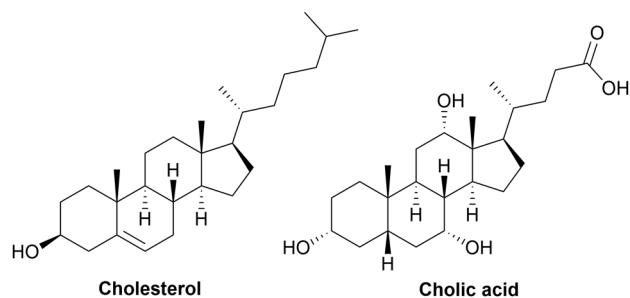


Fig. 8 Chemical structure of cholesterol (left) and cholic acid (right).

the range of 121 to 171 MPa was obtained, with an increase in elongation at break from 11% without cholic acid to 327% with the longest cholic acid-based polyol.²⁹¹

3.3. From carbohydrates

Carbohydrates are the largest worldwide and biobased feedstock. Based on the degree of polymerization (DP) or number of monomeric sugar units, a well-known classification has been reported. In this frame, polysaccharides were defined as a group of substances with a DP above 10, comprising starch, which is composed of amylose and amylopectin. Non-starch polysaccharides are composed of cellulose, hemicellulose, pectin, and others. Oligosaccharides represent short-chain carbohydrates with a DP in the range of 3 to 9, which are mainly composed of malto-oligosaccharides from maltodextrin. Finally, sugars with a DP below 2 are composed of monosaccharides, disaccharides and sugar alcohols. Monosaccharides can be glucose, fructose or galactose. Disaccharides can be sucrose, lactose, or maltose. Sugar alcohols are composed of compounds such as sorbitol, mannitol, lactitol, xylitol, erythritol, isomalt, inositol and maltitol.²⁹²

Given that carbohydrates possess at least two available OH groups ($f \geq 2$), they can be used as polyols or to produce polyisocyanates, diamines, biscyclocarbonates and other components for the synthesis of PUs. Among them, isohexides such as isosorbide are commercially available sugar-based diols, which have been intensively studied for the synthesis of polymers. Due to their two secondary OH groups, various functionalization and chemical modifications are possible to create renewable building blocks for the synthesis of PUs. Other carbohydrates have been used with or without chemical modifications for the synthesis of PUs such as glucose, sucrose, starch, fructose, and others.^{293–298}

3.3.1. Isohexides. 1,4:3,6-Dianhydrohexitol sugar diols (or isohexides) represent three different isomers, which are called isosorbide (**45a**), isomannide (**45b**) and isoidide (**45c**), as represented in Fig. 9. They are composed of two *cis*-fused tetrahydrofuran rings, nearly planar and V-shaped with an angle of 120° between rings. Two secondary alcohols are located on carbons 2 and 5. Different positions are possible, depending on the position of OH group, inside and outside the V-shaped, which are called endo and exo, respectively. Isomannide possesses two endo OH groups, whereas isoidide has two

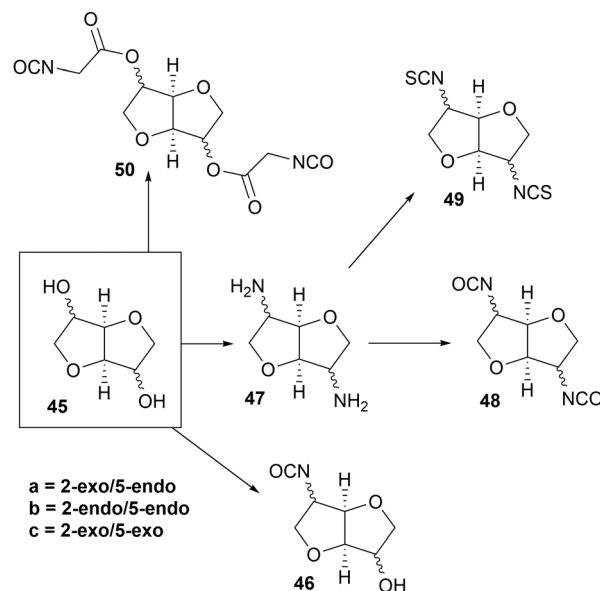


Fig. 9 Isohexide-derived diamine, isocyanates and isothiocyanates (from **45** to **50**).

exo groups, and isosorbide possesses one exo and one endo group.²⁹⁹ The exo and endo groups present different reactivities due to their different steric hindrance. The endo OH group participates in hydrogen bonding with the adjacent ring, increasing its reactivity as a nucleophile. Isosorbide is the most attractive isomer for large-scale applications, despite the difference in the reactivity of the secondary alcohols. Indeed, the OH groups of isomannide exhibit lower reactivity.³⁰⁰

Production. The large-scale production of isosorbide is relatively easy, given that it can be obtained from polysaccharides such as cellulose or starch in some steps. Firstly, the enzymatic depolymerization of starch or cellulose leads to the production of D-glucose. The hydrogenation of this compound gives D-sorbitol. Double dehydration is the final step in the formation of isosorbide. However, several side products are formed, decreasing the yield. Accordingly, various synthetic strategies and catalysts have been reviewed to overcome this technical challenge.³⁰¹ However, the starting materials for the synthesis of isomannide are fructose and mannitol, which are less available than glucose. Isoidide is very interesting due to its reactivity. However, its precursor L-idose cannot be produced from plant biomass.³⁰² The industrial production of isosorbide on a large scale has already been achieved by Roquette (France) using different derivatives.³⁰³ This recent commercial and now largely available biobased chemical is employed as a “catalyst” for numerous global projects, e.g., renewable polymer synthesis. In 2018, the isosorbide market size was valued at 396 million USD, which is projected to reach 430 million USD by 2025.³⁰⁴ Recently, the sustainable biosynthesis of limonene was achieved through combinatorial metabolic engineering. The main advantage of this is that the used engineered cyanobacteria only required CO₂ and light for growth.³⁰⁵

Table 5 Literature review of PUs containing unmodified isohexides (**45a**, **45b**, and **45c**), their synthesis and properties

Isohexide	Diisocyanate	Other diol/diamine	Reaction conditions	T_g of Ss (°C)	T_m (°C)	M_n (kDa)	Strength at break (MPa)	Elongation at break (%)	Modulus (MPa)	Ref.
45a	HDI	Castor oil	160 °C, 20 min,	/	/	/	0.8 to 12.9	42 to 363	5 to 19	320
45a	MDI	/	DBTL, 60 °C, 6 h	/	/	/	/	/	/	370
45a	MDI	Radia 7282	80 °C, DBTL	−48 to −41	194 to 219	12 to 39	/	/	/	371
45a	DDI	PBS diol	80 °C, 15 h	−41 to −38	57 to 75	21 to 35	7.0 to 13.0	87 to 715	107 to 226	322
45a	DDI	BDO	80 °C, 24h, DBTL	−15 to −1	50 to 84	4 to 18	/	30 to 700	45 to 40	323
45a	HDI	Castor oil, aminodisulfide	160 °C, 20 min	20 to 29	/	/	25.0	140 to 146	53 to 255	372
45a	MDI	PTHF, Castor oil, BDO	DMF, 40/60/80 °C, 16 h, DBTL	−33 to −30	24 to 29	10 to 22	1.3 to 14.1	28 to 1358	/	319
45a	HDI	PCL diol	DMF, 100 °C, Cat.	/	/	/	/	/	/	373
45a	IPDI, HMDI	PPG	80 °C, 4 h, DMDEE	54 to 68	/	7 to 15	/	/	/	309
45a	EELDI	PCL diol	70 °C, 6 h, DBTL	/	/	36	/	/	/	324
45a	HDI	PCL diol	120 °C, 12 h	/	/	/	/	/	/	374
45a	HDI	PCL diol, castor oil	DMF, 80 °C, 8 h, DBTL	−43 to −33	30 to 36	59 to 80	9.5 to 13.9	596 to 1319	/	375
45a	MDI	PTHF, BDO	75 °C, 3h then 120 °C 16 h	−64 to −56	168 to 206	19 to 57	10.9 to 36.4	264 to 668	/	308
45a	HDI	PCL diol	120 °C, 12 h	/	/	/	/	/	/	376
45a	HDI	PCL diol	120 °C, 12 h	−48 to −35	32 to 56	/	12.8 to 37.5	900 to 1520	/	377
45a	HDI	PTHF	120 °C, 12 h	−47 to −38	/	16 to 153	5.9 to 19.1	153 to 1695	16 to 41	318
45a,b	MDI	PTHF, BDO	/	−60 to −50	147 to 199	16 to 27	24.0 to 48.0	462 to 570	8 to 39	378
45a	HDI, MDI, TDI,	Bisphenol A	NMP, 100 °C, 3 h, <i>n</i> -butyltin oxide hydroxide	74 to 178	/	4 to 7	/	/	/	316
45a	DDI, EELDI	Dimethylol propionic acid (DMPA)	2-Butanone, 70 °C, 4–6 h, DBTL	18 to 58	/	9 to 29	/	/	/	317
45a	DDI	DMPA	2-Butanone, 70 °C, 4–6 h, DBTL	15 to 19	/	7 to 27	/	/	/	379
45a	DDI, EELDI	DMPA	2-Butanone, 40 °C, 2–5 h, DBTL	/	/	10 to 16	/	/	/	380
45a	DDI, EELDI, HDI, IPDI	DMPA	2-Butanone, 70 °C, 4–6 h, DBTL	28 to 60	/	9 to 17	/	/	/	381
45a	HDI, MDI	BDO	DMF, RT, 24 h, DBTL	15 to 115	162 to 233	9 to 14	/	/	/	310
45a	HDI	PC diol	120 °C, 12 h	−37 to −33	63 to 70	56 to 126	13.0 to 54.0	955 to 1795	43 to 549	313
45a	HDI	PTHF, glycerin, castor oil,	DMF, 80 °C, 24 h, DBTL	3 to 7	/	/	/	/	/	311
45a	HDI	PCL diol	150 °C, 12 h	31 to 42	/	16 to 50	5.4 to 9.8	97 to 1245	8.2 to 42	321
45a	HDI, IPDI	PPG	THF, 60 °C, 2 h	−63 to −24	/	30 to 75	/	/	/	312
45a	TDI	PPG	/	/	/	/	/	/	/	382
45a,b	MDI, PPDI	/	Cyclohexanone, 70 °C, 24 h	122 to 143	/	/	/	/	/	314
45a	HDI	Castor oil	/	65	164 to 170	/	48.3 to 55.8	305 to 409	1248 to 1549	383
45b,c	Acrylate isocyanate	1,8-Octanedithiol	/	15 to 19	40 to 158	8 to 22	37.0 to 56.0	462 to 1658	3 to 350	326
45a	TDI	Chromophore	DMAc, 70 °C, 24 h, DBTL	60 to 120	/	/	/	/	/	315
45a	HDI	PCL diol	DMF, 100 °C, Cat.	/	78 to 183	224	0.2 to 3.9	49 to 306	1 to 28	384
45a	DDI	Oligo-PHB diol	70 °C, 24 h	−14 to 4	66 to 141	/	0.3 to 7.5	50 to 843	0.2 to 138	325
45a	HDI	Soybean oil-based amide diol, DMPA	78 °C, 3 h	−1 to 9	/	/	0.7 to 8.2	406 to 794	4 to 63	385
45a	HDI	D,L-Lactide, PEG	Toluene/DMF, 75 °C, 24 h	38 to 43	/	31 to 49	32.3 to 52.9	4 to 16	3062 to 3588	386
45a,b,c	HDI, MDI	/	DMAc, 80 °C, 24 h, DBTL	65 to 183	/	/	/	/	/	330

The two furan units of isosorbide endow the corresponding polymers with a rigid structure and mechanical strength, leading to a high T_g , tensile modulus and UV stability. Isosorbide is

also biodegradable, soluble in water, and generally recognized as safe and non-toxic, and thus used in food packaging and medical applications.³⁰⁶



Isosorbide has high stability and two functional OH groups, making it an ideal and versatile platform molecule. Easy conversion reactions are possible for various applications such as green solvents, additives (plasticizers and surfactants), and renewable polymers.³⁰⁷

PU synthesis from neat isohexide. Isosorbide and its isomers have been intensively used without chemical modification for the synthesis of PUs during these last two decades. The synthesis and corresponding properties of PUs are reported in Table 5.

Neat isosorbide, BDO and common polyether polyols such as PTHF and PPG react with general diisocyanates such as MDI and HDI.^{308–310} The synthesis of PUs can be carried out in one or two steps. DBTL, dimorpholinodiethyl ether (DMDEE), and n-butyltin oxide hydroxide hydrate can be used as catalysts. Several green or common solvents such as DMF, THF, 2-butanone, cyclohexanone, NMP, and DMAc are employed.^{309,311–317}

As an example, TPU was synthesized from HDI with different PTHF/isosorbide ratios without a catalyst, in a green chemistry approach. Isosorbide as a cycloaliphatic compound endowed the TPU with rigidity, which was translated by an increase in T_g and elastic modulus from $-48\text{ }^{\circ}\text{C}$ to $-39\text{ }^{\circ}\text{C}$ and 16 to 42 MPa, respectively, with a high elongation (around 500%) decrease.³¹⁸

More recent research has been focused on using biobased polyols such as castor oil, poly(butylene succinate) diol (PBS diol) and PCL diol.^{319–321} Some research groups have also used biobased diisocyanates such as DDI and EELDI to synthesize fully biobased PUs.^{322–325} Oligo-poly(β -hydroxybutyrate) (PHB) diols have been recently developed with different molar masses and associated with isosorbide at various ratios. These polyol mixtures react with DDI as diisocyanate without solvent and without catalyst to synthesize fully biobased TPU. A wide range of thermo-mechanical properties was obtained. The crystallinity, T_g , strain at break and elastic modulus increased with an increase in isosorbide content due to its rigid cycloaliphatic structure.³²⁵

The impact of the stereochemistry of isomannide and isoidide integrated in linear PUs was studied. Isohexide-based acrylate was synthesized *via* the reaction between isohexide and 2-isocyanatethyl acrylate in THF with DBTL as the catalyst. This monomer reacted in a second step by thiol-Michael addition with 1,8-octanedithiol in with dimethylphenylphosphine as the catalyst. This reaction was conducted using the green chemistry concept, *i.e.*, click chemistry at low temperature. Isohexide-based PUs showed a wide range of behaviors, for instance, isoidide-based PUs, which present tough semi-crystalline plastic behavior compared to isomannide-based PUs, which presents amorphous elastomer properties. Rheological studies proved that isoidide stereochemistry led to more linear polymer chains with less entanglement compared to isomannide.³²⁶

PU synthesis from isohexide derivatives. The difference in reactivity between both secondary OH groups can lead to low molar mass polymers, for instance, in the case of isosorbide. Various chemical modifications have been studied to lead to a

broad spectrum of functional building blocks for the synthesis of PUs such as diisocyanate, polyols and also diamine and biscyclocarbonate for the synthesis of NIPU. The synthesis reaction conditions and final properties of these isohexide-based PUs are summarized in Table 6.

Isohexide-based amines, isocyanates and isothiocyanates for the synthesis of PUs are reported in Fig. 9 with different ways, from 45 to 50. Using a phosgene route, diisocyanates (**48a**, **48b**, **48c**) and diisothiocyanate (**49c**) have been designed from diamine (**47**) derived from isosorbide (**45a**), isomannide (**45b**) and isoidide (**45c**), respectively. Poly(thio)urethanes and poly(thio)ureas were synthesized by reacting these diiso(thio)cyanates with various diols and diamines in DMAc with DBTL as the catalyst.¹⁸² Other isosorbide- and isomannide-based diisocyanates have been obtained in several synthesis steps with succinic acid and phosgene (**50a**, **50b**). Biobased PUs have been obtained by mixing these diisocyanates (**50a**, **50b**) with isosorbide, isomannide and bis-hydroxymethylfuran in DMF with DBTL as the catalyst to obtain biobased PUs.^{183,327} Also, isoidide-based monomer (**46c**) bearing one OH and one isocyanate group has been synthesized to produce [AB]-type homo-PUs.³²⁸

Moreover, various isohexide-based polyols have been employed in the literature for the synthesis of PUs, such as polyether polyols, polyester polyols and polyacrylates. The final building block structures are reported in Fig. 10 with different ways (from 52 to 60).

Two polyether polyols were designed from isohexides for the development of various types of PUs. Firstly, an isosorbide-based ether-diol (**52a**) was produced in several steps, including the protection of the exo OH group by alkylation, followed by a deprotection step. Microwave irradiation was used to improve the regioselectivity and reduce the reaction time during the alkylation step. Various aromatic and linear diols were used for this alkylation step such as bisphenol A, thiodiphenol, BDO, HDO, and PEG. These isosorbide-based ether-diols (**52a**) were successfully polymerized with MDI or HDI.^{329,330} Secondly, the oxypropylation of isosorbide led to another polyether polyol (**56a**) with various OH indexes. R-PUFs with improved thermal and dimensional stabilities were obtained compared to PPG as the polyol.³³¹

Polyetheramides were also synthesized for the preparation of PUs for efficient applications. Polyetheramide polyols (**57a**) were designed from fatty acid and isosorbide. Firstly, fatty acid was converted to fatty amide by amidation with diethanolamine. It reacted in a second step with isosorbide to form polyetheramide polyols (**57a**). These products were used for the efficient synthesis of coatings.^{332,333} Dietheramides (**54a**, **54b**, **54c**) were developed from the reaction between three isohexides isomers with 4-fluoronitrobenzene, which were used for the synthesis of polyurea with high thermal resistance.³³⁴

Also, four biobased isohexide-based polyester polyols were produced *via* esterification reaction or ROP. Firstly, the reaction of 4-fluoronitrobenzene with the endo group of isosorbide led to the formation of amino-alcohol, which was used as an initiator for the ROP of ϵ -caprolactone on its primary amine group. These polyester polyols (**55a**) were used for the synthesis of PUs with HDI.³³⁵ Secondly, a condensation reaction was



Table 6 Literature review of PUs from modified isohexides (from **45** to **61**) and other carbohydrates (from **62** to **79**). BDA, BDT and BICMC correspond to 1,4-butanediamine, 1,4-butanedithiol and 1,3-bis(isocyanatomethyl)cyclohexane

Diol/diamine	Diisocyanate, cyclocarbonate	Other diol/diamine	Reaction conditions	T_g of SSs (°C)	T_m (°C)	M_n (KDa)	Ref.
46c	/	/	DMAC, DBTL	118	145 to 194	8 to 12	328
47a , BDO, BDA, BDT	48a , 48b , 48c , 49c	/	DMAC, 80 °C, 24 h, DBTL	48 to 112	90 to 305	9 to 20	182
2,5-Bis(hydroxymethyl)furan	50a , 50b	/	DMF, 30 °C, 24 h, DBTL	34 to 52	240 to 248	8 to 12	327
45a , 45b	50a , 50b	/	DMF, 120 °C, DBTL	78 to 81	116 to 117	14 to 15	183
Commercial diamines	51	/	DMF, 25 °C, 12 h, cat.	–8 to 59	/	/	343
47c	Diglycerol carbonate	/	80–100 °C, 5 h	65.5	/	5	344
52a	MDI, HDI	/	DMAC, 80 °C, 24 h, DBTL	52 to 183	200 to 283	/	329
45a , 45b , 45c , 52a	MDI	/	DMAC, 80 °C, 24 h, DBTL	/	/	/	330
53a	pMDI	Jeffol SG	Foam	/	/	/	228
54a , 54b , 54c	MDI, HDI	/	NMP/DMF/DMAC, 60 °C, 18h	52 to 153	225 to 330	/	387
55a	HDI	/	150 °C, 12 h	7 to 23	33 to 40	/	335
56a	MDI	/	Foam	/	/	/	331
57a	IPDI	/	Toluene, DBTL, 120 °C, 30 min	/	/	/	332
57a	MDI	/	Xylene, RT, 48 h, DBTL	/	/	/	333
58a	CN981	/	65 °C, UV curing	58 to 62	/	/	342
59a	HDI	3-(4-Hydroxy-3-methoxyphenyl)acrylate	Acetone, 60 °C, 5 h, DBTL	39 to 56	/	/	336
59a	MDI	/	RT, 48 h, DBTL	/	/	2	337
59a	MDI	PDO	RT	/	/	30 to 47	338
60a	TDI, MDI, IPDI, HDI	Terephthaloyl chloride	Chlorobenzene, 160 °C, 4 h, cat.	78 to 159	/	4 to 24	339
45a , 60a	HDI	/	Toluene, 50 °C, 2 h, Sn(Oct) ₂	56 to 59	/	64 to 84	340
45b , 61b	PPDI, TDI	/	DMF, 80 °C, 6 h	/	/	4 to 17	341
62 , 63	HMDI	PEG 200	THF, 90 °C, 5 h	–38 to –8	/	/	345
63 , 64 , 65	HMDI	PPG	/	/	/	/	346
63 , 64	TDI	PCL diol, BDO	/	/	/	/	347
65	MDI	PCL diol, BDO	120 °C, 4h, DBTL	/	/	22 to 52	388
65	Polypropylene oxide	/	DMSO, RT, 10 to 24 h, DBTL	–60	/	/	389
65	HDI	PCL diol	DMSO, 80 °C, 72 h	/	/	/	390
65	HDI	Methanol, butanol, butylamine	NMP, 115 °C, 6 h	/	99 to 129	/	391
66	IPDI	/	THF or DMF, 60 °C, 22 h, DBTL	111	/	10 to 34	348
67	IPDI	/	THF or DMF, 60 °C, 22 h, DBTL	–8 to 149	/	6 to 11	348
71 , 72 , 73	HDI, MDI	/	DMF, 40 or 60 °C, 48 h, DBTL	50 to 161	126 to 185	10 to 56	351
68 , 69	HDI	/	THF, 70 °C, 6 to 60 h, DABCO	/	/	1 to 16	392
74	/	/	THF, 60 °C, 48 h, Zr(acac) ₄	64	212	11	393
69	HDI, EELDI	/	DMF, 25 °C/50 °C, 24 h/72 h, DBTL	/	/	5 to 14	350
70	HDI, EELDI	/	DMF, 25 °C/50 °C, 24 h/72h, DBTL	/	/	5 to 13	350
45a , 71	HDI, MDI	PCL diol, BDO	DMF, RT, 24 h, DBTL	–60 to –3	40 to 54	20 to 56	394
75 , 76	HDI, MDI	BDO	DMF, 40 °C, 24 h, DBTL	35 to 126	137 to 232	40 to 65	395
77	BICMC, MDI, IDPI, HDI	1,4-Cyclohexanediol	DMF, 60 °C, 24 h, DBTL	119 to 250	199 to 265	21 to 61	396
78	HDI, IPDI, BICMC, MDI	/	1,4-Dioxane, 80 °C, 24 h, DBTL	143 to 248	/	8 to 22	397
79	pMDI	Neopentyl glycol	Foam	39 to 162	/	10 to 13	349

performed for polyester polyols (**59a**) between isosorbide and various dicarboxylic acids such as α -ketoglutaric acid, dimer fatty acid and azelaic acid. TPUs and coatings were prepared using these polyester polyols and MDI or HDI.^{336–338} Then, isosorbide was also used by several groups as an initiator for the ROP of D,L-lactide to obtain polyester polyols (**60a**). Various diisocyanates have been employed for the synthesis of TPUs with increased molar masses and mechanical properties.^{339,340} Recently, an isomannide-based polyol (**61**) with oxide ending groups was synthesized *via* the pathway described in Fig. 11. This polyol was mixed with p-phenylene diisocyanate (PPDI) or TDI to form biobased cycloPUs. It has been showed that the diisocyanate source has a strong impact on the morphology of the final material.³⁴¹

Recently, isosorbide di(meth)acrylates (**58a**) were designed from (meth)acryloyl chloride and isosorbide. They were mixed with acrylic PUs to prepare UV curable coatings with a high storage modulus and good impact properties.³⁴²

In a sustainable approach, biobased polythioether was prepared by click chemistry from isosorbide dithiol (**53a**) for the preparation of PUF. This new polyol structure was developed *via* photochemical or thermal thiol-ene reaction with alkoxy-lated aromatic phenols containing double bonds such as ortho allyl phenol and eugenol.²²⁸ Also, to avoid the handling of the harmful phosgene and isocyanate, isosorbide-based PHUs have been developed *via* the addition of isosorbide-based biscyclocarbonate (**51**) with various available linear or cycloaliphatic diamines.³⁴³ The synthesis route is reported in Fig. 12.



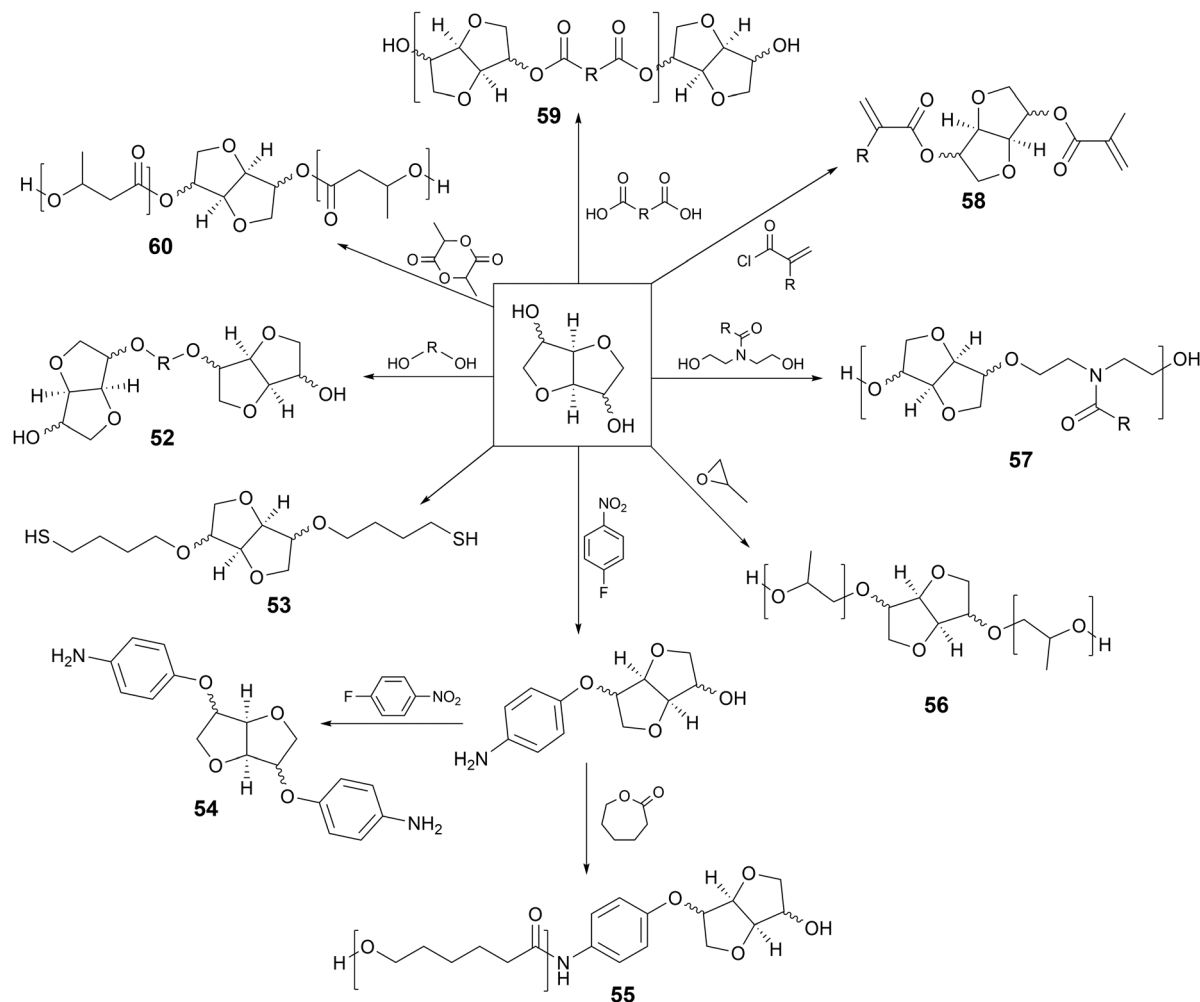


Fig. 10 Isohexide-based polyols, polyamines and dimercaptan for the synthesis of PUs (from 52 to 60).

Another NIPU was synthesized from isoidide diamine (47c) with diglycerol dicarbonate.³⁴⁴

3.3.2. Other carbohydrates. Some monosaccharides and disaccharides have also been used as building blocks for the synthesis of cycloaliphatic PUs with or without chemical modification. The chemical structures of these building blocks are shown in Fig. 13 (from 62 to 65). Also, the reaction conditions and properties of the PUs are summarized in Table 6.

Due to their different OH groups, maltose (62), sucrose (63), glucose (64) and starch (65) have been intensively used as renewable cross-linkers in PUs.^{345–348}

Modified carbohydrates have also been designed to be used as biobased cross-linkers for the synthesis of thermoset PUs. Firstly, the esterification of the primary OH group of sucrose (63) and glucose (64) has been performed with fatty acid to form new biobased cross-linkers (66 and 67), respectively. Also, a highly functional polyether polyol (79) has been designed *via* the oxypropylation of sucrose (63). R-PUFs were prepared using these polyols and polymeric MDI. High physical and mechanical properties were obtained.³⁴⁹

New OH-bearing PUs with high hydrophilicity and degradability have been designed from carbohydrates due to their

hydrolysable acetals. The OH group protection of various carbohydrates by acetalization can occur, leading to the creation of cycloaliphatic structures, as presented in Fig. 13 (from 69 to 78). The starting carbohydrates were glucose, theritol, myo-inositol and d-galacto-1,4-lactone, a galactose derivative. It appeared that the thermal stability was higher for PUs with free OH groups than for that with protective acetals.³⁵⁰ It has also been observed that PUs from D-glucose, galactose, and D-mannose building blocks (71, 72, 73) with protected secondary OH groups had similar properties to that of PU from isosorbide, respectively.³⁵¹

3.4. From vegetable oil and fatty acids

Vegetable oils are present in many plants, but are especially abundant in soybean, palm, rapeseed, coconut, corn, sunflower, castor, cottonseed, and linseed. Each resource presents a particular lipid profile with strong variations in its fatty acid content.^{352,353} Metabolic engineering enables the design oils with customizable lipid profiles and properties. Some micro-organisms have been engineered to accumulate a high amount of certain lipids with easy extraction, using industrial waste materials as a carbon source.³⁵⁴



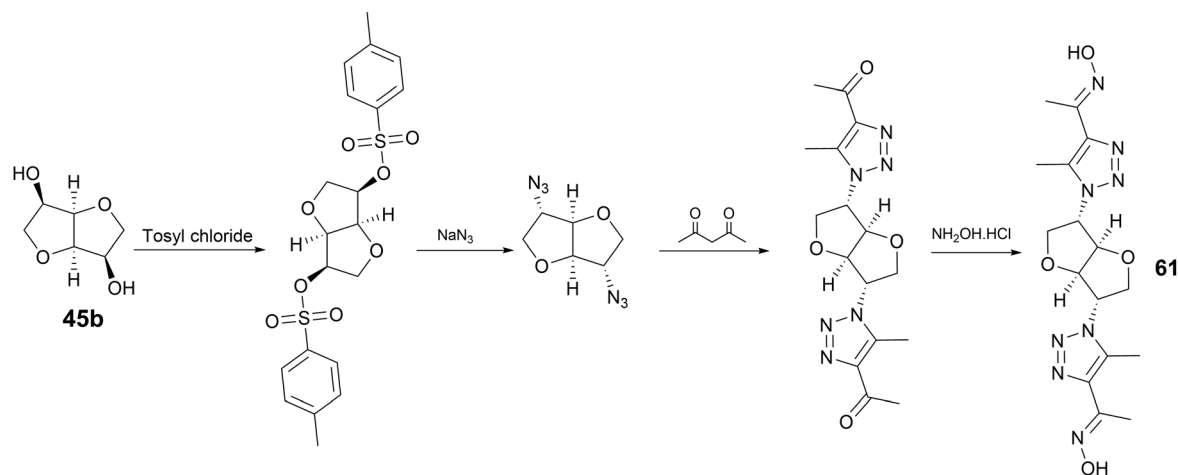


Fig. 11 Isomannide-based polyol (**61**) synthesis route.

The synthesis of PUs *via* oleochemistry has become a hot topic in the last two decades to obtain thermosets or TPUs due to the abundance, very low cost, non-toxicity and attractive chemical structures of vegetable oils.^{355–358} Their chemistry is rich. For instance, their double bonds can be functionalized into OH groups and form polyols using different approaches. Ozonolysis, epoxidation, hydroformylation, transesterification, amidation and thiol-ene coupling are the most developed methods for the functionalization of double bonds for the synthesis of polyols using vegetable oils.³⁵⁹

Dimers of diisocyanate, polyol, diamine, and dicyclocarbonate with cyclohexene ring can be produced *via* the dimerization of fatty acids, *e.g.*, Diels Alder cycloaddition [4+2] of linoleic and linolenic acids at high temperature.³⁶⁰ The pending aliphatic

chains of these dimers can bring mobility to the final polymers. It is also possible to eliminate the residual double bonds by hydrogenation to increase the resistance of polymers to UV light, temperature, and oxidation, consequently increasing their shelf life.³²³

The condensation of a dimer fatty acid with excess linear diols has been conducted to prepare new biobased polyester polyols from vegetable oils. This building block was used in addition to MDI and BDO to produce TPU. Molar masses in the range of 15 to 38 kDa were obtained depending on the HS content. Organized segregation in microdomains was observed, with the highest interaction between HSs and SSs at the highest HS content.^{361,362} Polyester polyol was synthesized from dimer fatty acid and 2,2-dimethylpropane-1,3-diol by esterification. WPU have been produced from this polyol and MDI.³⁶³

The synthesis of NIPU from vegetable oil derivatives has also been studied to avoid the handling of the harmful isocyanate. Cyclocarbonates and diamines from dimer fatty acids have been designed and reported, which will be presented in the following section.

Dimer-based diamines can be obtained from dimer fatty acids *via* two different routes, *i.e.*, direct amination and amidification with diamine excess. However, the second route requires the removal of a huge excess of diamine. Croda (Germany) developed several Priamine®, dimer diamines synthesized from dimer fatty acids, called Pripol®. This hydrophobic diamine exhibited low viscosity, which is interesting for solvent-free formulation and synthesis.³⁶⁴ The amine ratio and functionality strongly impact the properties of the final polymer. Indeed, the quantity of trimer fatty acid side products directly impacted the cross-linking density and resulted in specific structuration.³⁶⁵

Thermoplastics and thermoset PHUs were synthesized using sebacic biscyclocarbonate and dimer-based diamine with various functionalities and contents. Amorphous polymers were obtained with a T_g in the range of $-23\text{ }^{\circ}\text{C}$ to $-14\text{ }^{\circ}\text{C}$.³⁶⁶ Sustainable PHUs were designed *via* green chemistry approaches, without solvent and catalyst. In this case, a fatty acid dimer was chlorinated before being esterified with glycerol carbonate to form a biobased

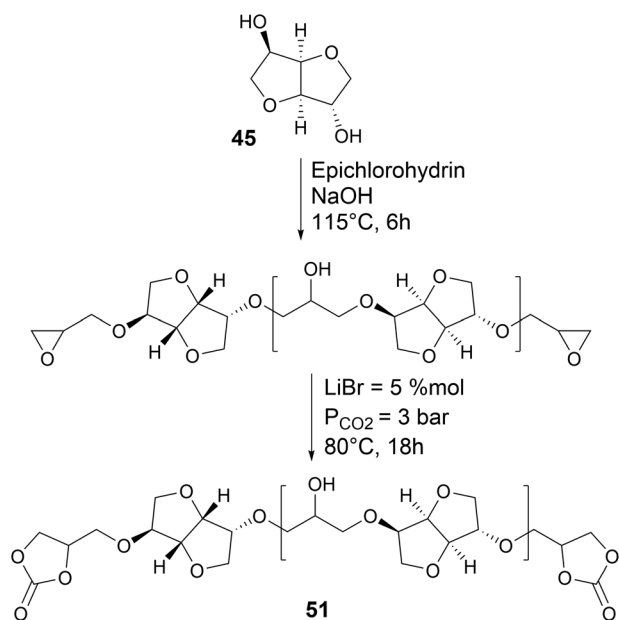


Fig. 12 Isosorbide-derived biscyclocarbonate (**51**) synthesis route for the synthesis of NIPU.



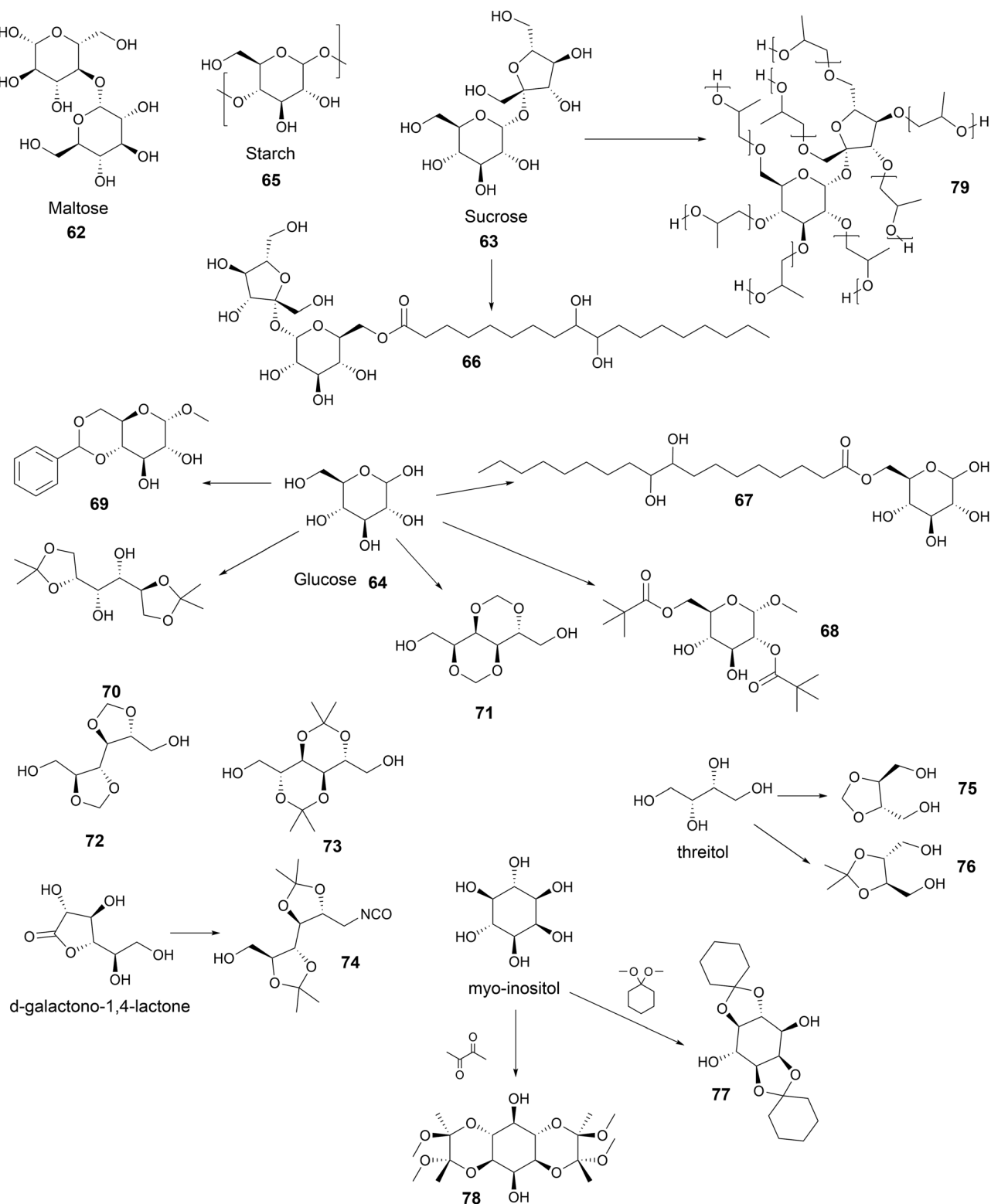


Fig. 13 Summary of carbohydrate (un)modified structures for PUs synthesis, from **62** to **79**.

biscyclocarbonate, with trimethylamine as the catalyst. The properties and molar masses of the final NIPUs were consistently lower than that of conventional PUs. Aminolysis reaction has lower reactivity than urethanisation between isocyanate and primary

alcohol, leading to longer reaction time with lower molar masses.³⁶⁵

The esterification strategy was used with glycerol carbonate without the halogenation step to produce dimer-based



biscyclocarbonate. PHUs and water-borne NIPUs were prepared from this building block and dimer diamines through bulk polymerization and mini-emulsion process, respectively. However, the hydrolysis of cyclocarbonate occurred during the mini-emulsion process, leading to the formation of low molar mass polymers. All the NIPUs exhibited a low T_g due to the long linear fatty chains presented in both components.³⁶⁷

Dimer-based diamines can be converted into diisocyanate *via* the phosgene or hydrazine routes.¹⁶⁵ The Cognis-BASF (Germany) Company developed heptyl-3,4-bis(9-isocyanatononyl)-1-pentylcyclohexane (abbreviated as DDI) under the trade name DDI1410[®] from linoleic acid. Its purity is higher than 90% with a non-negligible amount of mono-functional isocyanates.³¹⁷ It is also possible to obtain and isolate trimers as co-products from Diels Alder cycloaddition.³⁶⁸ The synthesis of several PUs has been realized using DDI as a flexible diisocyanate to create polymers with a high biobased content.

DDI was used as a soft building block for the synthesis of biobased TPU. Isosorbide and BDO acted as HSs. All the polymers showed HS/SS segregation by SAXS with separate isosorbide and BDO domains.³²³ The same research group studied the preparation of biobased TPUs from DDI, HDI, oligo-PHB diol and various chain extenders. The final biobased contents were in the range of 78% to 87%. DDI has been used as long and flexible hydrophobic parts, whereas HDI was used to increase the crystallinity. It is interesting to note that DDI was considered as 86% participating in the SSs due to its flexible C₃₆ chain. The remaining 14% was considered as HSs, mainly based on the urethane group parts. The mechanical results showed higher Young's moduli and lower elongation at

break for the TPU with longer prepolymers and highly reactive chain extenders.³⁶⁹

4. Applications of sustainable cycloaliphatic PUs in relation to their properties

Sustainable cycloaliphatic building blocks enable the synthesis of PUs with novel macromolecular architectures to bring specific properties such as particular mechanical properties, high thermal stability, and sometimes biocompatibility, satisfying the requirements of various applications. In this part, the applications of renewable cycloaliphatic compounds of these functional materials in the fields of foams, adhesives, coatings, TPUs, shape-memory PUs (SMPUs) and microspheres are reviewed in connection with the properties of the materials, as summarized in Fig. 14.

4.1. Foams

Due their particular rigidity, cycloaliphatics are mainly used in R-PUF applications, *e.g.*, thermal insulation. Various cycloaliphatic polyols have been used in the synthesis of R-PUFs, such as limonene, isosorbide, and sucrose. As examples, R-PUFs from limonene-based polyol (A) showed a compressive strength of 195 kPa and closed cell content of 90%.²²⁶ Limonene polyol (4) was used to produce R-PUFs with a closed cell content of above 90% and a high compression strength between 177 and 412 kPa.²²⁸ R-PUFs from oxypropylated isosorbide polyols (56a) with various OH indices were prepared with improved thermal

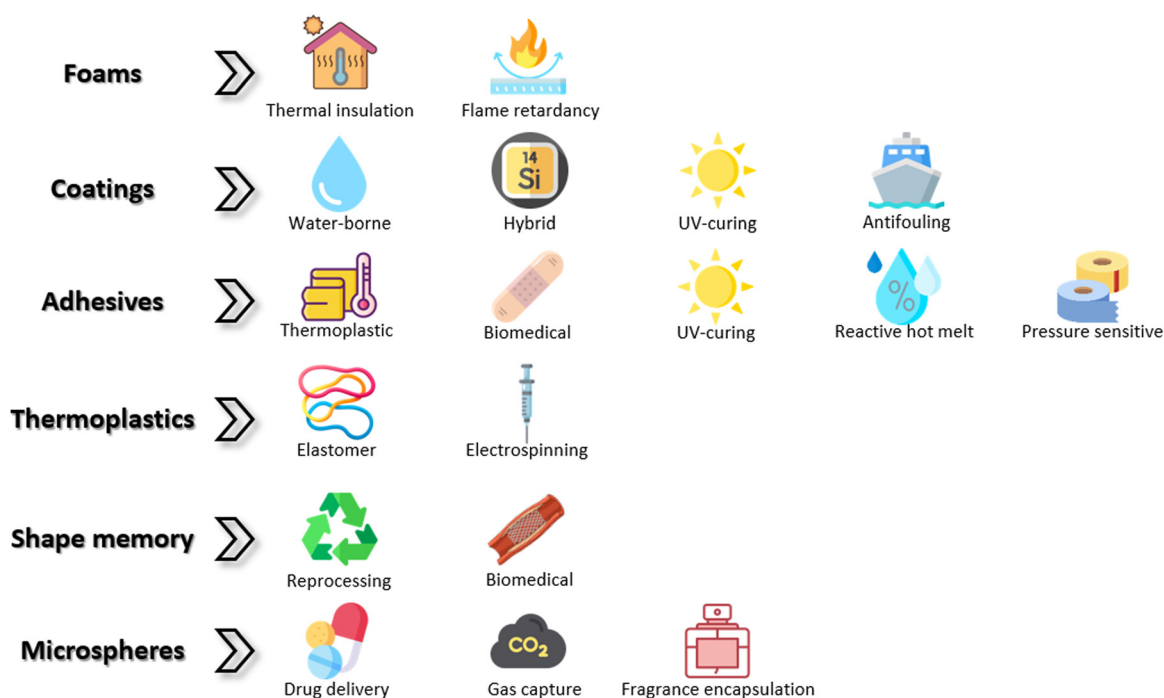


Fig. 14 Summary of cycloaliphatic PUs applications.



stability, compressive strength, dimensional stability and reduced water absorption compared to 1,2-propanediol-based polymers.³³¹ Highly functional sucrose-based polyols (**79**) were used for the synthesis of R-PUFs with high dimensional stability, low friability and compression strength between 126 and 152 kPa.³⁴⁹

Flame retardancy has become a hot topic in the last decade, and particularly for PU foams.³⁹⁸ Many strategies have been employed, including the use of additives and halogen-, nitrogen- or phosphorous-based compounds for the synthesis of polymers, especially R-PUFs. For instance, rosin has been intensively studied as a flame retardant agent in R-PUFs. It was shown that rosin-based foam was less flammable and required less than half the amount of flame retardant than that with conventional polyol.³⁹⁹

Various other rosin-based polyols have been developed for the synthesis of R-PUFs with improved thermal stability, flame retardation and compression resistance compared to conventional flame-retardants for R-PUFs.^{400–402} Grafting or combining MPA or FPA with phosphorus, polysiloxanes or other halogen-free compounds further improved the flame retardancy of R-PUFs.^{253,403–405}

4.2. Coatings

Coatings can be applied to a material to protect it from corrosion, radiation, moisture, and biological degradation for a large range of final applications. Coatings are the second most important market of PUs after foams due to their excellent abrasion resistance, toughness, low-temperature flexibility, corrosion and chemical resistance.³⁷ Accordingly, due to the hydrophobicity of most cycloaliphatic structures, they have been largely studied as coating polymers with low surface energy.

4.2.1. Waterborne PUs. A variety of PU coatings is available, depending on the curing technique and the type of solvent employed. Increasingly, in a green chemistry approach, WPUs use water as a green solvent, and curing can occur at ambient temperature or under UV radiation to limit the energy input. Thus, due to environmental concerns, the biobased PU coating market has grown in the last decade.¹⁹

Rosin has been intensively developed in WPUs for biomedical application due to its antibacterial activity.^{406–408} WPUs from rosin-based polyester polyol (**14**) were developed with improved mechanical, thermal, water resistance and antibacterial properties. The activity of the antibacterial films increased with an increase in content polyol (**14**) because it degraded the outer membrane of the bacteria, eventually leading to cell death. Furthermore, water absorption was reduced from 80% to 15% due to the increased cross-linked density and presence of unsaturated double bonds, providing a greater barrier to water migration.²⁵⁴

Due to the hydrophobicity of rosin, various WPU coatings with low water absorption and high mechanical properties have been designed using rosin. For example, the addition of 30 wt% of maleopimaric acid polyester polyol (**13**) to the WPU formulation, improved its thermal degradation from 170 °C to 237 °C and tensile strength from 7 to 23 MPa and decreased the water absorption from 79% to 15%.⁴⁰⁹ Two different smooth and

flexible WPU transparent films were also designed using rosin-based polyols (**13** or **15**). It appeared that the impact strength, hardness, water-resistance and thermal resistance of these films increased with an increase in NCO/OH ratio.^{274,410} Two-component WPU (2K-WPU) films with low water absorption have been prepared from rosin-based polyol with $f = 3$. The impact of rosin-based polyester polyol content on the properties of the WPUs were investigated. The water absorption decreased with an increase in rosin polyol content due to the hydrophobicity of the rosin cycloaliphatic structure. Consequently, the tensile strength improved from 7 to 16 MPa and the soluble fraction decreased due to the increase in cross-linking density caused by the trifunctionality of the rosin-based polyol. Also, gloss and hardness were improved with rosin polyol content.^{411,412}

4.2.2. Hybrid coatings. Hybrid PUs combining organic and inorganic materials are increasingly used to improve the performance of PUs, such as resistance to high temperature, abrasion resistance and hydrophobicity.⁴¹³ Hybrid PU coatings can be applied in the industrial field as a protective layer to prevent corrosion, scratches, and fire.^{414,415} As an example, biobased hybrid NIPU coatings were developed with rosin-based cyclic carbonate (**19**) combined with various amines. These coatings were modified with epoxy and cyclic carbonate-functionalized polyhedral oligomeric silsesquioxanes (POSS) to improve their thermal and mechanical properties. Increasing the POSS content resulted in improved water tolerance, pencil hardness and thermal stability. Indeed, the water uptake decreased from 37% to 9% with POSS due to the use of hydrophobic inorganic silica. In contrast, the impact strength, adhesion and flexibility were not impacted by the POSS content.²⁵²

4.2.3. Photocurable coatings. UV-curable coatings have attracted interest as a sustainable approach due to their short curing time, low energy consumption, mild curing conditions, low toxic VOC emission and high film properties. They can be applied in various indoor or outdoor industrial applications as a protective layer for wood, metal, automotive, textile and paper.⁴¹⁶ This type of coating is composed of three parts, including photo-initiators, photosensitive resins, and reactive diluents. The reactive diluents adjust the viscosity of the system and participate in curing. Obtaining a reactive diluent with good diluting ability and a final coating with good mechanical properties is a great challenge.³⁴²

Recent works have investigated isosorbide modification for the preparation of PU coatings. It has been shown that the isosorbide cycloaliphatic structure increased the thermal stability, T_g and antimicrobial properties.^{333,337,342} Then, isosorbide di(meth)acrylate has been designed as a photocurable reactive diluent for UV-curable coatings. It was mixed with PU acrylic to test its diluting ability. The results were similar to that obtained with a commercial diluent. Moreover, the T_g , hardness, storage modulus, and impact properties increased. Nevertheless, the bulky structure of isosorbide allowed segmented fluidity in the network, leading to the formation of flexible high-performance photosensitive resins.³⁴²

4.2.4. Antifouling coatings. Fouling (or biofouling) is a serious issue in the naval industry because of the deterioration



of surfaces in contact with the sea. It increases the surface roughness and fuel consumption, and results in the loss of maneuverability of vessels.⁴¹⁷ In a sustainable development approach, the research on renewable antifouling systems is increasing, including fouling release coatings and amphiphilic polymers.⁴¹⁸

Biobased PU coatings were developed from IPDI, PLA-based diol, BDO and antifouling additives such as rosin and non-toxic butenolide. The release of butenolide was responsible for the antifouling properties. The addition of rosin delayed the release of butenolide by increasing the polymer self-polishing. Strong antifouling properties were maintained for at least two months.⁴¹⁹

Multiblock-like amphiphilic PUs have been synthesized using betulin and ethylene oxide. PUs with different betulin contents have been spin-coated for protein-resistance tests. The results showed that an increase in betulin content decreased the phase separation and increased the homogeneity of hydrophobicity. It improved the broad-spectrum protein resistance. Indeed, when the betulin content was too low, hydrophobic crystalline domains were formed due to phase separation, providing enough sites for protein adsorption. This type of hydrophobic and protein-resistant polymer can be interesting for antifouling applications.²⁸⁵

4.3. Adhesives

Adhesives are one of the major applications of PUs, which are mainly used in the automotive, footwear and furniture industries. PU adhesives can be cured with heat for rigid adhesives or with moisture for elastic adhesives containing urea bonds. Two-component adhesives have also been developed. PU adhesives have many advantages such as the ability to form strong covalent bonds quickly, compatibility with most substrates, and easy handling. Increasing efforts have been devoted to the solventless preparation of renewable PU adhesives to reduce the environmental impact and toxic VOC emissions.⁴²⁰ Vegetable oils and rosin systems have been intensively studied for the development of biobased adhesives.

4.3.1. TPU-based adhesives. Generally, TPUs present low adhesion properties. Then, to increase the adhesion of TPUs, tackifiers such as rosin are used. Rosin acids have also been studied as internal tackifiers and integrated in the architecture of adhesive PUs during their synthesis. For instance, they have been studied as chain extenders in mixtures with different contents of BDO. At a high rosin content, high HS/SS phase separation occurred, which led to enhanced rheological and mechanical properties. The initial adhesion, tested by peel strength, increased with an increase in rosin content due to the fast HS crystallization. No significant improvement in peel strength was obtained for long time adhesion with the addition of rosin. This can be due to the brittle character of TPU after the total crystallization of SSs. Increasing the HS/SS ratio retarded the crystallization kinetics.^{260–262} In the case of multilayer systems such as PVC//TPU//PVC materials, cohesive failures were obtained for a short time, whereas adhesive failures were observed after aging. This decrease in adhesion can be

explained by the loss of elasticity of the rosin-based TPUs due to the crystallization of their SSs after a long period.²⁶⁰

4.3.2. Biomedical adhesives. Non-invasive liquid tissue adhesives are a growing topic in the biomedical field. Three categories can be established depending on their composition and properties including hemostats, sealants, and glues. These materials require a short curing time and exhibit biocompatibility, good adhesion to tissues and bioresorbability. The most common strong tissue adhesives are fossil-based cyanoacrylates. Renewable alternatives have been discussed in the literature, especially in the renewable PU field.³⁶⁹ Some renewable cycloaliphatic compounds are interesting due to their biocompatibility. They also present interesting mechanical properties.

TPU sealants containing rosin as a chain extender were developed as sealants for defects in disc regeneration surgery. In the case of a mixture with BDO as the chain extender, when the rosin content increased, the urethane and urethane-amide HS content increased as well as HS/SS segregation. The storage modulus decreased with an increase in the rosin content due to the bulky chemical structure of rosin compared to the linear BDO.^{263,421}

Biomedical TPU tissue adhesives were designed from oligo-PHB diol, DDI, HDI and various chain extenders. A mixture of flexible DDI and hard HDI resulted in mid-range properties. TPU adhesive systems were applied on different substrates for lap-shear adhesion tests. Bovine muscle, liver tissues and porcine skin tissues have been tested for biomedical application. Higher reactive chain extenders showed improved adhesion on muscle tissues. Highest adhesions were obtained on skin substrate.³⁶⁹

4.3.3. UV-curing adhesives. Compared to thermal-curable systems, UV-curable systems are interesting because of their efficiency and energy saving. They are mainly composed of three components, including a mono- or multifunctional acrylate monomer, an acrylate prepolymer, and a photo-initiator. In this field, significant attraction is given to PU acrylates (PUAs) due to their attractive flexibility and outstanding adhesion on various substrates.⁴²²

Hydrogenated rosin has been studied in PUA systems, and their adhesion to different substrates tested, such as glass, PET, PC and PVC. The photopolymerization rate was impacted by a larger stereoelectronic effect and higher T_g due to the bulky cycloaliphatic chemical structure of rosin. The adhesion on these different substrates increased with an increase in the rosin-based content. This was due to the small volume shrinkage during UV-curing, leading to less internal stress. Also, imide-urea bonds were created after the second addition of isocyanate. These bonds formed strong hydrogen bonds with the different substrates, especially with polar ones such as glass, increasing the adhesion.²⁶⁵

4.3.4. Pressure-sensitive adhesives. Pressure-sensitive adhesives (PSAs) are widely used in the fields of tapes, stick notes and labels. They are interesting given that they can bond immediately with the substrate once external pressure is applied. Tackifiers can be added to increase the tack and peel strength of PSA. Rosin was used as a filler (external tackifier) in



PU/polysiloxane PSA systems. The rigidity and polarity of the cycloaliphatic rosin structure reduced the chain mobility, thus increasing the cohesion. The polarity and hydrophobicity of rosin decreased the material surface energy. It strengthened the force between the adhesive and substrate by chemical bonding. The loop tack force and peel strength improved, with mainly adhesion failure with rosin addition. The hydrophobicity of rosin also resulted in strong antibacterial ability, preventing bacterial cell adhesion on the PU films. These properties have been investigated for antibacterial packaging application in food or biomedical applications.⁴²³

4.3.5. Reactive hot melt adhesives. PU reactive hot melt adhesives (PURHMAs) are based on PUs with NCO end chains that cure upon reacting with atmospheric water or with H-labile compounds on the substrate surface. They are mainly applied in the automotive, rail transport, flexible packaging, and wood processing fields. To develop PURHMA with higher mechanical properties, a dimer rosin diol (23) was studied as a chain extender. Due to the high molar masses and high chain entanglements of the bulky cycloaliphatic structure of the new diol (23), the Young's modulus increased from 4 to 7 MPa with rosin content. The adhesion performance on wood substrates has been investigated. It has been shown that rosin increased the adhesion properties. However, an excess of rosin-based chain extender decreased the polymer chain length, entanglement, crystallization, and adhesion strength. All the adhesion failures of adhesive joints were cohesive with strength up to 82 kPa and ultimate lap shear strength up to 9 MPa. Moreover, rosin increased the water resistance of the synthesized adhesives.²⁵⁶

4.4. TPUs

TPUs exhibit many useful properties such as flexibility, elasticity, strength, good abrasion resistance, and transparency. In a sustainable development approach and to reduce the carbon footprint and improve LCA, particular TPUs have been designed using renewable building blocks. In general, cycloaliphatics enable the creation of TPU architectures with high rigidity and thermal stability.

4.4.1. Thermoplastic elastomers (TPE). Different biobased innovative TPU macromolecular architectures have been designed from DDI, isosorbide (45a) and BDO with different HS contents in a one-step synthesis. Isosorbide and BDO segregated into two different types of HS fractions, creating a complex multiphase system. This particular type of HS/SS organization was not suitable for elastomeric materials, given that the deformation in the uniaxial tensile test was only plastic. This was attributed to the low molar masses of TPU with isosorbide, and the unfavorable stereoisomerism of some chemical structures. For instance, with 20 wt% of isosorbide, we obtained a very rigid material, with elongation at break and modulus of 30% and 16 MPa, respectively, which are far from TPE behavior.³²³ Other biobased TPUs from isosorbide, DDI and oligo-PHB diol were designed in a green chemistry approach without catalyst. In this case, a two-step synthesis was chosen with oligo-PHB diol as the SS. The crystallinity increased with an increase in isosorbide content, which improved the mechanical properties. In this case, the elongation

at break and Young's modulus increased from 406% to 794% and 4 to 63 MPa, respectively.³²⁵

Rosin-based polyols (24, 25) have been compared to EG as chain extenders in the TPU formulation with MDI and polyadipate. The degree of phase separation was higher for TPU with rosin-based chain extenders (24, 25) compared to EG. The TPU with polyols (24, 25) were stiffer due to the rigidity of rosin, leading to a higher storage modulus and thermal stability and lower relaxation potential.^{257,258}

In the case of isosorbide-based polyester polyols, TPUs (60a) were synthesized with different diisocyanates such as TDI, MDI, IPDI, and HDI. Isosorbide was used to obtain a high T_g in the range of 78 °C to 159 °C. SnCl_2 catalyst combined with aromatic solvent such as chloro-benzene or xylene was the best effective combination in this case. Indeed, it is known that metal chloride catalysts are the most efficient for condensation reactions. With a too high excess of diisocyanate compared to the conventional stoichiometry, the T_g increased and allophanate formation was favored, leading to the formation of 3D cross-linked structures. Due to the high content of H-bonds, the thermal stability decreased with excess isocyanate and the adhesion to polar surfaces and solubility in polar nucleophilic solvent increased.³³⁹

4.4.2. Biomedical application. Due to the versatility of TPUs, high-value polymers can be used in the biomedical field, including implantable devices for long or short term and non-implantable devices such as wound dressings. For them to be used for this application, their biocompatibility has to be assessed, including cytotoxicity and antibacterial activity.¹²⁸ Isosorbide has been widely studied in the biomedical field owing to its good biocompatibility, bioresorbability and low toxicity. Also, its rigid cycloaliphatic structure resulted in an increase in mechanical properties.^{373,384,424} Most studies on biomedical applications used polyester polyols in their TPU formulations because ester groups are water sensitive and hydrolyzed after a certain time *in vivo*.¹¹¹ As an example, polyester diols were synthesized *via* the ROP of D,L-lactide initiated by isosorbide. These polyester polyols were mixed with HDI to form a prepolymer, which was extended by isosorbide. It has been showed that the two-cycloaliphatic ring structure of isosorbide improved the molar mass, rigidity, mechanical properties and biocompatibility of the final PU.³⁴⁰ Moreover, TPU with high elasticity and good cell proliferation has been developed from isosorbide, HDI and PTHF. The highest content of biobased cycloaliphatic isosorbide showed the highest speed of weight loss, which is interesting for soft tissue regeneration applications.³¹⁸

Electrospinning has also been used to prepare highly elastic scaffolds composed of HDI, isosorbide and polycarbonate diol. High thermal stability and mechanical properties were obtained due to the rigid cycloaliphatic structure of isosorbide with high elongation at break between 365% and 953%. Moreover, the hydrophilicity of isosorbide increased the cell adhesion and proliferation. However, these TPUs were too stiff for soft tissue application.^{374,376} In one case, it has been shown that cycloaliphatic building blocks in TPU scaffolds slowed down their hydrolytic degradation. Indeed, DDI-based urethane groups are



less hydrolysable than esters groups due to the hydrophobic nature of the dimer.³⁶⁹

4.5. SMPUs

As described earlier, dynamic chemistry has been intensively studied in the last few decades to increase the shelf life of materials. This chemistry enables the repair of damaged polymer materials by reprocessing or by self-healing, even if they are thermosets.¹²⁵ Given that it is a relatively new topic, the main issues are to create dynamic materials with high strength and stiffness and with scalable and affordable chemistry. Then, shape-memory effects have also been studied to facilitate self-repair and reprocessing in a sustainable development approach.¹²⁹ Renewable cycloaliphatic building blocks have been used in these fields to improve the mechanical properties due to their rigidity.

4.5.1. Reprocessing performance. Various SMPUs with enhanced reprocessing performances from rosin have been reported in the literature due to the variety of rosin-based building blocks, with highly functional polyols, short diols and diisocyanates. For example, SMPUs have been synthesized with rosin-based chain extenders (17) with imide groups. These polymers had an elongation at break of over 1000% with rubber-like elastomer behavior. The physical cross-linking and micro-phase separation increased with an increase in rosin-based chain extender (17) content, enabling 96% shape recovery at more than 1000% strain at room temperature within 3 min. This corresponds to nearly 2.5 times the best value previously reported (400%).²⁵⁰

SMPUs with improved properties have been synthesized from highly functional rosin-based polyester polyols with different amounts of HDI and DBTL as the catalyst. The mechanical properties of the PU network improved with an increase in isocyanate content by increasing the crosslinking density and HS content. With the HDI content increased from 30% to 80%, the tensile strength and toughness increased significantly and the elongation at break decreased from 119% to 61%. These PU networks showed improved mechanical properties compared to previously reported ones due to their aliphatic rings and the combined effect of physical and chemical crosslinking.

Concerning self-healing properties, network rearrangement took place by transcarbamoylation at high temperature. After 4 h at 160 °C, PU with 70% HDI exhibited good self-healing and welding capabilities. For the thermal-responsive shape memory tests, the initial state was reached within 1 min. Pictures of the shape-recovery performance of PU containing 70 mol% of HDI and 30 mol% of rosin-based polyol are presented in Fig. 15. These material properties were reached because of the topological rearrangement due to transcarbamoylation exchange reactions, catalyzed by DBTL, chemical and physical crosslinking networks, and a suitable content of HSs and SSs.⁴²⁵

Other renewable dynamic isosorbide-based poly(urethane-urea) networks with high mechanical properties have been designed using isosorbide, castor oil, and 4-aminophenyl disulfide. Isosorbide was incorporated to reduce the crosslinking density with the same mechanical behavior due to its rigidity brought by its cycloaliphatic structure. Good thermal resistance and high mechanical properties were obtained with a Young's modulus of 255 MPa, tensile strength of 25 MPa and elongation at break of 140%. With associative disulfide exchange reaction, these materials were could be reprocessed at high temperature. Fully recovered mechanical properties were obtained after three thermal remolding cycles at 180 °C.³⁷²

Dynamic biobased PHUs have been synthesized from pinene-derived diamine (31) and cyclic-carbonated soybean oil. Pinene-derived amino groups catalyzed the synthesis reaction and flexible soybean oil chains and pinene-derived carbamate bonds catalyzed transesterification reactions, which are responsible for dynamic bond exchange. No solvent or catalyst was added in the green chemistry approach. SMPUs with a stoichiometric ratio between pinene-based diamines (31) and cyclo-carbonates showed the best thermo-mechanical properties due to the high cross-linking density. The tensile strength increased to 2.2 MPa and the elongation at break decreased to 106%. SMPUs with a high content of pinene-derived diamines (31) had longer relaxation time and lower relaxation rate due to the rigidity of the cycloaliphatic structure, which limited the chain mobility. Transesterification and transcarbonation reactions led to materials with self-healing, reprocessability, shape-memory properties and chemical recyclability. Chemical recycling in ethanol was possible due to the exchange reaction with OH groups from ethanol. Triple-shape memory behavior was possible because of the additional reversible phase transition. At 140 °C, a topology-freezing transition (or dynamic bond exchange) occurred and the material could be reshaped to its initial form. After several reprocessing cycles, the mechanical and thermal properties were almost completely recovered at more than 85% of the original value, as shown in Fig. 16.²⁷⁷

PU containing grafted and free cholesterol have been synthesized from MDI and PTHF. Cholesterol was grafted by the second addition of MDI, with the formation of allophanate. Cross-linked networks were obtained when MDI did not react with cholesterol, forming two urethane bonds. The tensile stress increased with an increase in cholesterol and cross-linking density from 18 to 47 MPa. The elongation at break decreased from 2013% to 1609% when the cholesterol content of increased

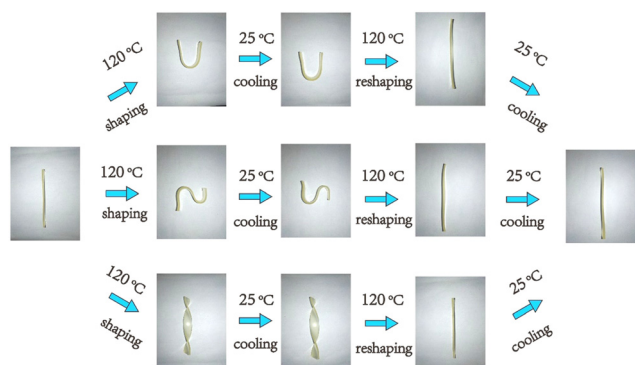


Fig. 15 Shape memory performance of PUs with 30 mol% of rosin-based polyol and 70 mol% of HDI after different treatments. Reproduced from ref. 417.



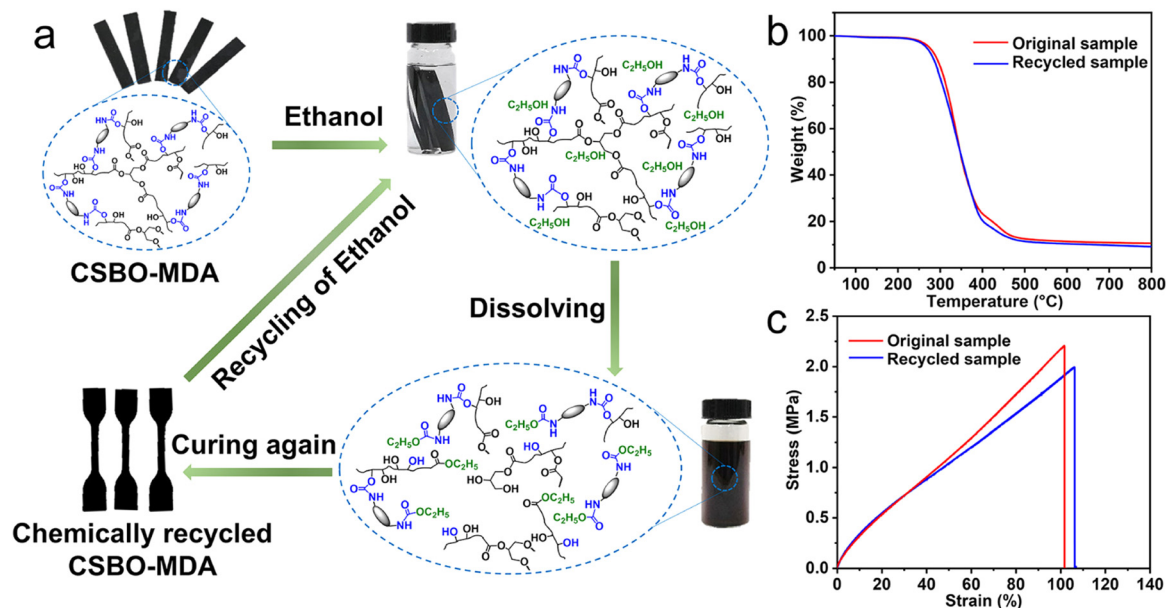


Fig. 16 (a) Chemical recycling of cured CSBO-MDA1.0 PHUs. CSBO corresponds to cyclic-carbonated soybean oil. Ratio between CSBO and MDA is 1.0. (b) TGA curves and (c) stress-strain curves of original and recycled CSBO-MDA samples. Reproduced from ref. 272.

because cholesterol hindered the stretching of the PU. Shape-recovery tests were conducted at 0 °C and 45 °C. When the amount of grafted cholesterol increased, the shape recovery at 45 °C and 0 °C increased, due to physical and chemical cross-linking. However, when free cholesterol increased, the shape recovery at 45 °C and 0 °C decreased, with premature breakage of PUs with a higher cholesterol content. The absence of chemical and physical cross-linking of PUs with free cholesterol led to a decrease in shape recovery.²⁸⁹

4.5.2. Biomedical applications. SMPUs can be applied in the biomedical field because they can react to temperature and pH variation stimuli. Most of the renewable cycloaliphatic building blocks presented in this review are biocompatible, which make them interesting candidates for biomedical applications.

Rosin-based diisocyanate (21) has been used as a building block for the synthesis of thermo-responsive biobased SMPU. It has been shown that the microphase segregation increased with an increase in rosin-based diisocyanate (21) content. Also, increasing the cross-linking density resulted in improved thermal and mechanical properties and shape-recovery performance. The elastic modulus and T_g (relaxation temperature associated with T_g) increased from 2.2 to 3.3 GPa and from 61 °C to 78 °C, respectively. The shape fixity ratio and shape recovery ratio increased from 98.3% to 99.4% and from 96.7% to 98.8%, respectively. Also, these SMPUs showed higher hydrolytic degradability in buffer solution without enzymatic catalyst, reaching up to 71% weight loss within 8 weeks due to their numerous hydrolysable groups.²⁵⁵

Three different isosorbide-based SMPUs were developed for biomedical application. Firstly, SMPUs with enhanced mechanical properties were designed from two diisocyanates composed of HDI and isosorbide units. Poly(DL-lactic acid) diol was selected as the

soft chain polyol and isosorbide as the chain extender. Excellent mechanical properties were obtained due to the increase in HS content. The strength at break, elongation at break and Young's modulus ranged from 32 to 53 MPa, 4% to 16% and 3062 to 3588 MPa, respectively. Moreover, good shape-memory characteristics were achieved with a shape fixity ratio of up to 99.8% and recovery ratio of up to 90.2%. *In vitro* degradation tests were successful with almost total degradation within 120 days. Thus, high-value bone repair application can be envisaged.³⁸⁶ Secondly, SMPUs based on isosorbide, castor oil, PCL diol and HDI have been designed for biomedical application. Isosorbide and castor oil were used to form net points, and PCL diol acted as the switching segment. High shape-memory properties were obtained with 95% shape recovery ratio and 90% shape fixity ratio. Moreover, shape recovery tests in 37 °C water bath were successful with shape recovery within 20 s, as shown in Fig. 17. Due to their high cell viability and proliferation, these materials can be envisaged for stent with self-expansion. The proof of concept test showed the self-expansion of the stent within 18 s.³⁷⁵ Thirdly, thermally responsive SMPUs from isosorbide, MDI and different amounts of PCL diol have




Fig. 17 Self-expansion of stent made with PUs from isosorbide, PCL diol, castor oil and HDI in 37 °C water bath. Reproduced with authorization from ref. 347.



been designed. The PU containing 30% of PCL exhibited good shape-memory properties. 95% shape-fixing ratio was obtained due to the PCL crystalline domains. The 71% shape-recovery ratio was due to the amorphous PU domains due to the bulky structure of cycloaliphatic isosorbide. This material could be knotted by itself in a water bath at 40 °C, illustrating its potential for smart suture application. Bioresorbability characteristics, cell adhesion and proliferation were proven, confirming its high potential for application in the biomedical field.³⁷⁷

4.6. Microspheres or microcapsules for adsorption

Microcapsules or microspheres are interesting due to their controlled surface permeability, high specific area, high adsorption capacity and stability in aqueous media. They have been used in various high-value fields such as water treatment and as drug carriers. Due to their relatively high biocompatibility and versatility, good flexibility and elasticity, PUs can be remarkable in this field.⁴²⁶ Several renewable cycloaliphatic building blocks previously presented in this review are biocompatible. Then, some of them have been studied for microcapsule development for the adsorption of drugs, gases, and fragrances.

The synthesis of bioresorbable PU microspheres has been investigated with rosin as the raw material. The degradability and compatibility of rosin in the human body make it an excellent candidate for adsorption and drug release applications. Rosin-based polyester diol was used for the synthesis of WPUs with pendant C=C. The addition of styrene led to the formation of microspheres. The effects of temperature and pH on their absorption properties were investigated, and it was found that they can be used for pH-sensitive drug-release application.⁴²⁷

Hollow-porous rosin-based PU microspheres have been developed for drug release applications. Also, a rosin-based polyester polyol was used for the synthesis of PUs. The effect of the chain extender type and amount and impact of solvent were investigated. The morphology, particle size, particle distribution and buffer volume of the microspheres were impacted by these parameters.⁴²⁸

PU networks from betulin, using triphenylmethane triisocyanate as a cross-linker have also been prepared. Three rigid aliphatic cycles of the betulin introduced frustrated packing. This high free volume allowed the synthesis of microporous PU to be envisaged. Specifically, 10 µm microglobules were formed by precipitation during synthesis. This morphology is suitable for gas adsorption membrane applications. The pore size was between 0.5 and 1 nm, which is interesting for the gas separation kinetics. These nanosizes can be reduced by hydrogen bonds due to the urethane linkages. Promising CO₂/N₂ gas selectivity was observed by adsorption studies.⁴²⁹

Isosorbide-based microcapsules have been prepared *via* interfacial polycondensation. Naphthol ether fragrance was encapsulated in a shell composed of isosorbide and MDI. Impregnation was chosen to apply these microcapsules on textile fibers. Isosorbide was chosen to replace the conventional and toxic bisphenol A. Due to the hydrophobicity of MDI and the hydrophilic character of isosorbide, microcapsules were

successfully synthesized. They presented a unimodal volume distribution, with the average particle size of 27 µm. Impregnation of the textile fibers was achieved with the absence of aggregates and good resistance to washing.³⁷⁰

5. Conclusion and outlook

PUs are a very important polymer family and most of their building blocks/monomers come from fossil resources to date. However, due to environmental concerns, legislation and oil rarefaction and its price fluctuation, attention has been given to renewable and sustainable feedstock and recycling. Among the wide range of chemical structures, cycloaliphatic building blocks are attractive given that they combine the main advantages of linear aliphatic and aromatic compounds. In this frame, different sustainable compounds such as terpenes, cholesterol, carbohydrates, and fatty acids derivate have been reported as cycloaliphatic structures for the synthesis of PUs.

These building blocks possess different types of reactive and modifiable groups such as carbon-carbon double bonds, OH groups and carboxylic acids. Many strategies have been developed to transform these chemical structures into functional building blocks for the preparation of sustainable PUs. In the case of carbon-carbon double bonds, a large and rich chemistry can be developed such as click chemistry with Diels Alder or thiol-ene addition, considering the principle of green chemistry. In the case of OH groups and acids, various methods of esterification and etherification have been employed to synthesize new cycloaliphatic polyesters or polyether polyols. They partially or totally replaced conventional linear polyols, chain extenders and cross-linkers. The rigidity brought by the cycloaliphatic structure results in an increase in *T_g* and higher thermal stability of novel PUs compared to linear aliphatic polyols. In the frame of the synthesis of conventional PUs and contrary to polyols, only few renewable and sustainable cycloaliphatic diisocyanates have been developed, which are rarely described in the literature. Their synthesis require many steps, including the handling of the harmful phosgene. Some non-phosgene routes have also been described with low yield. However, in a sustainable development strategy, renewable cycloaliphatic polyamines and polycyclocarbonates were also developed for the synthesis of NIPUs. Mostly low molar mass PUs have been obtained because it is difficult to get the right stoichiometric conditions. The second reason is that aminolysis has lower reactivity than urethanisation.

These sustainable and renewable cycloaliphatic building blocks bring interesting properties to the final Pus, as follows:

- Stiffness
- High thermal stability
- Multiphasic structure associated with HS/SS micro segregation
- Low surface energy

The stiffness and thermal stability caused by the cycloaliphatic structure enable the production of PUs with enhanced mechanical and thermal properties for various applications such as R-PUFs, where these properties are particularly required and associated



with flame-retardant properties, *e.g.*, building insulation and high-performance coatings with resistance to hydrolysis and oxidation.

Novel multiphasic structures can be created due to the H-bonding ability of the functional groups of these building blocks, enabling the creation of TPUs with hydrophobic crystalline HS domains, with increased HS/SS phase segregation. This physical cross-linking improved the mechanical properties of TPUs and H-bonding ability also intensively used in the field of adhesives.

These HS crystalline domains combined with bulky apolar structure provide PUs with low surface energy. They present hydrophobicity and low adhesion of bacterial cells. Materials with high cross-linking density have enhanced transparency, gloss, and hardness.

Cycloaliphatics combine the main advantages of aromatic and linear aliphatic compounds, but some drawbacks still remain. Due to their specific structure, the high steric hindrance of the functional groups reduces their reactivities and often requires specific reaction conditions with chemical modification to obtain higher reactive groups before polymerization. Moreover, moderate barrier properties were obtained in the case of inhomogeneous structures with segregation. These morphologies result in different diffusion pathways, decreasing the permeability properties. Also, due to their bulky and rigid structure, the viscosity may increase, causing difficulties in processing, for instance, during the fabrication of the foams or coatings. Similarly, a higher T_g can make PUs brittle.

Given that the environmental impact is increasingly considered, PUs from cycloaliphatics with improved environmental impact have been designed such as renewable SMPUs, WPU coatings, antifouling coatings and UV-curing adhesives and coatings. The trend and perspectives in this field are also based on green chemistry to produce materials with high sustainable carbon content, extended shelf life and controlled end of life. Biomass is a well-known renewable feedstock with increasing control, but other sustainable carbon sources have been investigated, such as plastic waste. Several processes for chemical and biological recycling have been developed, but they are still less commercially attractive compared to low-cost virgin compounds. Thus, to overcome this key point, research on upcycling is increasing to convert plastic waste into value-added chemicals through biotechnology, which is associated with chemistry or not.

Author contributions

Agathe Mouren: Conceptualization, data curation, methodology, writing – original draft, Writing – review & editing. Luc Averous: conceptualization, methodology, writing – review & editing, supervision, funding acquisition, validation.

Conflicts of interest

The authors declare no conflict of interest.

Acknowledgements

This project has received funding from the European Union's Horizon 2020 research and innovation programme under Grant Agreement No. 870294.

References

- 1 Plastics – the Facts 2020, <https://plasticseurope.org/fr/knowledge-hub/plastics-the-facts-2020-2/>, (accessed April 13, 2022).
- 2 M. MacLeod, H. P. H. Arp, M. B. Tekman and A. Jahnke, *Science*, 2021, **373**, 61–65.
- 3 S. B. Borrelle, J. Ringma, K. L. Law, C. C. Monnahan, L. Lebreton, A. McGivern, E. Murphy, J. Jambeck, G. H. Leonard, M. A. Hilleary, M. Eriksen, H. P. Possingham, H. D. Frond, L. R. Gerber, B. Polidoro, A. Tahir, M. Bernard, N. Mallos, M. Barnes and C. M. Rochman, *Science*, 2020, **369**, 1515–1518.
- 4 A. D. Vethaak and J. Legler, *Science*, 2021, **371**, 672–674.
- 5 M. A. Hillmyer, *Science*, 2017, **358**, 868–870.
- 6 R. Hatti-Kaul, L. J. Nilsson, B. Zhang, N. Rehnberg and S. Lundmark, *Trends Biotechnol.*, 2020, **38**, 50–67.
- 7 A.-C. Albertsson and M. Hakkarainen, *Science*, 2017, **358**, 872–873.
- 8 T. Narancic, S. Verstichel, S. Reddy Chaganti, L. Morales-Gamez, S. T. Kenny, B. De Wilde, R. Babu Padamati and K. E. O'Connor, *Environ. Sci. Technol.*, 2018, **52**, 10441–10452.
- 9 A. Morinval and L. Averous, *Polym. Rev.*, 2021, **0**, 1–69.
- 10 J. M. Garcia and M. L. Robertson, *Science*, 2017, **358**, 870–872.
- 11 C. Jehanno, J. W. Alty, M. Roosen, S. De Meester, A. P. Dove, E. Y.-X. Chen, F. A. Leibfarth and H. Sardon, *Nature*, 2022, **603**, 803–814.
- 12 L. Imbernon and S. Norvez, *Eur. Polym. J.*, 2016, **82**, 347–376.
- 13 Polyurethane Market Size, Share & Trends Report, 2021–2028, <https://www.grandviewresearch.com/industry-analysis/polyurethane-pu-market>, (accessed April 13, 2022).
- 14 J. O. Akindoyo, M. D. H. Beg, S. Ghazali, M. R. Islam, N. Jeyaratnam and A. R. Yuvaraj, *RSC Adv.*, 2016, **6**, 114453–114482.
- 15 G. P. Moss, P. a S. Smith and D. Tavernier, *Pure Appl. Chem.*, 1995, **67**, 1307–1375.
- 16 C. Zhang, J. Xue, X. Yang, Y. Ke, R. Ou, Y. Wang, S. A. Madbouly and Q. Wang, *Prog. Polym. Sci.*, 2022, **125**, 101473.
- 17 A. Llevot, E. Grau, S. Carlotti, S. Grelier and H. Cramail, *Macromol. Rapid Commun.*, 2016, **37**, 9–28.
- 18 P. Anastas and N. Eghbali, *Chem. Soc. Rev.*, 2010, **39**, 301–312.
- 19 P. M. Paraskar, M. S. Prabhudesai, V. M. Hatkar and R. D. Kulkarni, *Prog. Org. Coat.*, 2021, **156**, 106267.
- 20 D. K. Chattopadhyay and K. V. S. N. Raju, *Prog. Polym. Sci.*, 2007, **32**, 352–418.
- 21 H. T. H. Nguyen, P. Qi, M. Rostagno, A. Feteiha and S. A. Miller, *J. Mater. Chem. A*, 2018, **6**, 9298–9331.
- 22 S. Awasthi and D. Agarwal, *J. Coat. Technol. Res.*, 2007, **4**, 67–73.



- 23 H. Ni, J. L. Daum, P. R. Thiltgen, M. D. Soucek, W. J. Simonsick, W. Zhong and A. D. Skaja, *Prog. Org. Coat.*, 2002, **45**, 49–58.
- 24 E. Schab-Balcerzak, D. Şek, A. Volozhin, T. Chamenko and B. Jarzabek, *Eur. Polym. J.*, 2002, **38**, 423–430.
- 25 M. Hasegawa, M. Fujii and Y. Wada, *Polym. Adv. Technol.*, 2018, **29**, 921–933.
- 26 Y.-H. Wu, C.-C. Wang and C.-Y. Chen, *Polym. J.*, 2021, **53**, 695–702.
- 27 Y. Zhuang, J. G. Seong and Y. M. Lee, *Prog. Polym. Sci.*, 2019, **92**, 35–88.
- 28 L. D. Ellis, N. A. Rorrer, K. P. Sullivan, M. Otto, J. E. McGeehan, Y. Román-Leshkov, N. Wierckx and G. T. Beckham, *Nat. Catal.*, 2021, **4**, 539–556.
- 29 I. Vollmer, M. J. F. Jenks, M. C. P. Roelands, R. J. White, T. van Harmelen, P. de Wild, G. P. van der Laan, F. Meirer, J. T. F. Keurentjes and B. M. Weckhuysen, *Angew. Chem., Int. Ed.*, 2020, **59**, 15402–15423.
- 30 N. F. Zaaba and M. Jaafar, *Polym. Eng. Sci.*, 2020, **60**, 2061–2075.
- 31 A. Magnin, E. Pollet, V. Phalip and L. Avérous, *Biotechnol. Adv.*, 2020, **39**, 107457.
- 32 J. A. Glaser, in *Plastics in the Environment*, ed. A. Gomiero, IntechOpen, 2019.
- 33 T. Tiso, B. Winter, R. Wei, J. Hee, J. de Witt, N. Wierckx, P. Quicker, U. T. Bornscheuer, A. Bardow, J. Nogales and L. M. Blank, *Metab. Eng.*, 2022, **71**, 77–98.
- 34 O. Kreye, H. Mutlu and M. A. R. Meier, *Green Chem.*, 2013, **15**, 1431–1455.
- 35 A. Llevot and M. Meier, *Polym. Int.*, 2019, **68**, 826–831.
- 36 B. Nohra, L. Candy, J.-F. Blanco, C. Guerin, Y. Raoul and Z. Mouloungui, *Macromolecules*, 2013, **46**, 3771–3792.
- 37 A. Noreen, K. M. Zia, M. Zuber, S. Tabasum and A. F. Zahoor, *Prog. Org. Coat.*, 2016, **91**, 25–32.
- 38 M. Vert, Y. Doi, K.-H. Hellwich, M. Hess, P. Hodge, P. Kubisa, M. Rinaudo and F. Schué, *Pure Appl. Chem.*, 2012, **84**, 377–410.
- 39 C. Zhang, T. F. Garrison, S. A. Madbouly and M. R. Kessler, *Prog. Polym. Sci.*, 2017, **71**, 91–143.
- 40 Y. Xia and R. C. Larock, *Green Chem.*, 2010, **12**, 1893–1909.
- 41 M. R. Islam, M. D. H. Beg and S. S. Jamari, *J. Appl. Polym. Sci.*, 2014, **131**(18), DOI: [10.1002/app.40787](https://doi.org/10.1002/app.40787).
- 42 S. Miao, P. Wang, Z. Su and S. Zhang, *Acta Biomater.*, 2014, **10**, 1692–1704.
- 43 S. Laurichesse and L. Avérous, *Prog. Polym. Sci.*, 2014, **39**, 1266–1290.
- 44 J. M. Buist, ed., *Developments in polyurethane*, Applied Science Publishers, London, 1978.
- 45 G. M. Kline, *J. Eng. Mech. Div.*, 1956, **82**, 1071–22.
- 46 O. Bayer, *Angew. Chem.*, 1947, **59**, 257–272.
- 47 D. Randall and S. Lee, eds., *The polyurethanes book*, Distributed by John Wiley & Sons, Huntsman Polyurethanes; New York, Everberg, Belgium, 2002.
- 48 M. A. Lucherelli, A. Duval and L. Avérous, *Prog. Polym. Sci.*, 2022, 101515.
- 49 J. Peyrton and L. Avérous, *Mater. Sci. Eng., R*, 2021, **145**, 100608.
- 50 M. Ionescu, *Chemistry and technology of polyols for polyurethanes*, Rapra Technology, Shawbury, Shrewsbury, Shropshire, UK, 2005.
- 51 R. G. Arnold, J. A. Nelson and J. J. Verbanc, *Chem. Rev.*, 1957, **57**, 47–76.
- 52 J. Beckerdite, R. Herrington, K. Hock and D. C. Company, *Flexible Polyurethane Foams*, Dow Chemical Company, Dow Plastics, 1991.
- 53 A. Lapprand, F. Boisson, F. Delolme, F. Méchin and J.-P. Pascault, *Polym. Degrad. Stab.*, 2005, **90**, 363–373.
- 54 P. F. Wiley, *J. Am. Chem. Soc.*, 1949, **71**, 3746–3748.
- 55 L. C. Raiford and H. B. Freyermuth, *J. Org. Chem.*, 1943, **8**, 230–238.
- 56 T. W. Campbell and K. C. Smeltz, *J. Org. Chem.*, 1963, **28**, 2069–2075.
- 57 K. H. Slotta and H. Dressler, *Berichte Dtsch. Chem. Ges. B Ser.*, 1930, **63**, 888–898.
- 58 J. S. Senger, I. Yilgor, J. E. McGrath and R. A. Patsiga, *J. Appl. Polym. Sci.*, 1989, **38**, 373–382.
- 59 M. Szycher, *Szycher's handbook of polyurethanes*, CRC Press, Boca Raton, 1999.
- 60 H.-J. Knölker, T. Braxmeier and G. Schlechtingen, *Angew. Chem., Int. Ed. Engl.*, 1995, **34**, 2497–2500.
- 61 J. H. Saunders and R. J. Slocombe, *Chem. Rev.*, 1948, **43**, 203–218.
- 62 S. Ozaki, *Chem. Rev.*, 1972, **72**, 457–496.
- 63 E. Delebecq, J.-P. Pascault, B. Boutevin and F. Ganachaud, *Chem. Rev.*, 2013, **113**, 80–118.
- 64 D. C. Allport, D. S. Gilbert and S. M. Outterside, Eds., *MDI and TDI: a safety, health and the environment: a source book and practical guide*, J. Wiley, New York, 2003.
- 65 M. F. Sonnenschein, *Polyurethanes: science, technology, markets, and trends*, Wiley, Hoboken, Second edition., 2020.
- 66 Polyester polyols by Arkema, <https://www.arkema.com/global/en/products/product-finder/product-range/coatingresins/polyesterpolyols/>, (accessed November 10, 2021).
- 67 P. Furtwengler, R. Perrin, A. Redl and L. Avérous, *Eur. Polym. J.*, 2017, **97**, 319–327.
- 68 Desmophen® | Polyols by Covestro, <https://solutions.covestro.com/en/brands/desmophen>, (accessed November 10, 2021).
- 69 U. Meier-Westhues, *Polyurethanes: coatings, adhesives and sealants*, Vincentz Network, Hannover, 2007.
- 70 Joncryl® acrylic resins & emulsions, <https://www.basf.com/us/en/products/General-Business-Topics/dispersions/Products/joncryl0.html>, (accessed November 10, 2021).
- 71 Y. Zhang, Y. Qi and Z. Zhang, *Prog. Org. Coat.*, 2016, **97**, 115–121.
- 72 M. S. Sanchez-Adsuar and J. M. Martín-Martínez, *J. Adhes. Sci. Technol.*, 1997, **11**, 1077–1087.
- 73 X. Liu, T. Wang, J. Li, J. Cheng and J. Zhang, *J. Polym. Res.*, 2015, **22**, 149.
- 74 M. Möller and H.-U. Moritz, *J. Appl. Polym. Sci.*, 2006, **101**, 4090–4097.
- 75 K. Ashida, *Polyurethane and related foams chemistry and technology*, CRC Taylor & Francis, Boca Raton, 2007.



- 76 G. Woods, *Flexible polyurethane foams: chemistry and technology*, Applied Science Publishers, London; Englewood, NJ, 1982.
- 77 N. Mills, in *Polymer Foams Handbook*, ed. N. Mills, Butterworth-Heinemann, Oxford, 2007, pp. 19–37.
- 78 N. Mahmood, Z. Yuan, J. Schmidt and C. (Charles) Xu, *Renewable Sustainable Energy Rev.*, 2016, **60**, 317–329.
- 79 M. Melchior, M. Sonntag, C. Kobusch and E. Jürgens, *Prog. Org. Coat.*, 2000, **40**, 99–109.
- 80 T. Engbert, M. Bock and O. Kirihara, *Shikizai Kyokaishi*, 1999, **72**, 102–107.
- 81 M. J. Dvorchak, *J. Coat. Technol.*, 1997, **69**, 47–52.
- 82 P. Zhang, H. Fan, K. Hu, Y. Gu, Y. Chen, J. Yan, S. Tian and Y. He, *Prog. Org. Coat.*, 2018, **120**, 88–99.
- 83 I. Acar and M. Orbay, *Polym. Eng. Sci.*, 2011, **51**, 746–754.
- 84 D. K. Chattopadhyay, B. Sreedhar and K. V. S. N. Raju, *J. Appl. Polym. Sci.*, 2005, **95**, 1509–1518.
- 85 J. Xu, Y. Jiang, T. Zhang, Y. Dai, D. Yang, F. Qiu, Z. Yu and P. Yang, *Prog. Org. Coat.*, 2018, **122**, 10–18.
- 86 A. Baldan, *Int. J. Adhes. Adhes.*, 2012, **38**, 95–116.
- 87 A. Tenorio-Alfonso, M. C. Sánchez and J. M. Franco, *J. Polym. Environ.*, 2020, **28**, 749–774.
- 88 E. K. Leitsch, W. H. Heath and J. M. Torkelson, *Int. J. Adhes. Adhes.*, 2016, **64**, 1–8.
- 89 J. Datta and P. Kasprzyk, *Polym. Eng. Sci.*, 2018, **58**, E14–E35.
- 90 Z. S. Petrović and J. Ferguson, *Prog. Polym. Sci.*, 1991, **16**, 695–836.
- 91 B. Hopwood, M. Mellor and G. O'Brien, *Sustainable Dev.*, 2005, **13**, 38–52.
- 92 H.-W. Engels, H.-G. Pirkel, R. Albers, R. W. Albach, J. Krause, A. Hoffmann, H. Casselmann and J. Dormish, *Angew. Chem., Int. Ed.*, 2013, **52**, 9422–9441.
- 93 D. K. Schneiderman and M. A. Hillmyer, *Macromolecules*, 2017, **50**, 3733–3749.
- 94 J. Zheng and S. Suh, *Nat. Clim. Change*, 2019, **9**, 374–378.
- 95 C. G. Schirmeister and R. Mülhaupt, *Macromol. Rapid Commun.*, 2022, **43**, 2200247.
- 96 J. R. Jambeck, R. Geyer, C. Wilcox, T. R. Siegler, M. Perryman, A. Andrady, R. Narayan and K. L. Law, *Science*, 2015, **347**, 768–771.
- 97 I. A. Ignatyev, W. Thielemans and B. Vander Beke, *ChemSusChem*, 2014, **7**, 1579–1593.
- 98 Recycling and the future of the plastics industry | McKinsey, <https://www.mckinsey.com/industries/chemicals/our-insights/how-plastics-waste-recycling-could-transform-the-chemical-industry>, (accessed July 26, 2022).
- 99 B. M. Weckhuysen, *Science*, 2020, **370**, 400–401.
- 100 D. Simón, A. M. Borreguero, A. de Lucas and J. F. Rodríguez, *J. Waste Manage.*, 2018, **76**, 147–171.
- 101 A. Kemoni and M. Piotrowska, *Polymers*, 2020, **12**, 1752.
- 102 S. Bhandari and P. Gupta, in *Recycling of Polyurethane Foams*, ed. T. Sabu, R. Ajay Vasuedo, K. Krishnan, V. K. Abitha, and T. Martin George, William Andrew Publishing, 2018, pp. 77–87.
- 103 K. Troev, G. Grancharov, R. Tsevi and A. Tsekova, *Polymer*, 2000, **41**, 7017–7022.
- 104 D. Simón, A. de Lucas, J. F. Rodríguez and A. M. Borreguero, *Polym. Degrad. Stab.*, 2016, **133**, 119–130.
- 105 R. Font, A. Fullana, J. A. Caballero, J. Candela and A. García, *J. Anal. Appl. Pyrolysis*, 2001, **58–59**, 63–77.
- 106 M. Cregut, M. Bedas, M.-J. Durand and G. Thouand, *Biotechnol. Adv.*, 2013, **31**, 1634–1647.
- 107 F. Valerio, *J. Waste Manage.*, 2010, **30**, 2354–2361.
- 108 A. A. Shah, F. Hasan, A. Hameed and S. Ahmed, *Biotechnol. Adv.*, 2008, **26**, 246–265.
- 109 J.-G. Gu and J.-D. Gu, *J. Polym. Environ.*, 2005, **13**, 65–74.
- 110 V. Tournier, C. M. Topham, A. Gilles, B. David, C. Folgoas, E. Moya-Leclair, E. Kamionka, M.-L. Desrousseaux, H. Texier, S. Gavalda, M. Cot, E. Guémard, M. Dalibey, J. Nomme, G. Cioci, S. Barbe, M. Chateau, I. André, S. Duquesne and A. Marty, *Nature*, 2020, **580**, 216–219.
- 111 A. Magnin, E. Pollet, R. Perrin, C. Ullmann, C. Persillon, V. Phalip and L. Avérous, *J. Waste Manage.*, 2019, **85**, 141–150.
- 112 A. Magnin, L. Entzmann, E. Pollet and L. Avérous, *J. Waste Manage.*, 2021, **132**, 23–30.
- 113 A. Magnin, L. Entzmann, A. Bazin, E. Pollet and L. Avérous, *ChemSusChem*, 2021, **14**, 4234–4241.
- 114 A. E. Schwarz, T. N. Ligthart, D. Godoi Bizarro, P. De Wild, B. Vreugdenhil and T. van Harmelen, *J. Waste Manage.*, 2021, **121**, 331–342.
- 115 H. Ballerstedt, T. Tiso, N. Wierckx, R. Wei, L. Averous, U. Bornscheuer, K. O'Connor, T. Floehr, A. Jupke, J. Klankermayer, L. Liu, V. de Lorenzo, T. Narancic, J. Nogales, R. Perrin, E. Pollet, A. Prieto, W. Casey, T. Haarmann, A. Sarbu, U. Schwaneberg, F. Xin, W. Dong, J. Xing, G.-Q. Chen, T. Tan, M. Jiang and L. M. Blank, *Environ. Sci. Eur.*, 2021, **33**, 99.
- 116 J. Liu, J. He, R. Xue, B. Xu, X. Qian, F. Xin, L. M. Blank, J. Zhou, R. Wei, W. Dong and M. Jiang, *Biotechnol. Adv.*, 2021, **48**, 107730.
- 117 W.-J. Li, T. Narancic, S. T. Kenny, P.-J. Niehoff, K. O'Connor, L. M. Blank and N. Wierckx, *Front. Microbiol.*, 2020, **11**, 382.
- 118 B. Mückschel, O. Simon, J. Klebensberger, N. Graf, B. Rosche, J. Altenbuchner, J. Pfannstiel, A. Huber and B. Hauer, *Appl. Environ. Microbiol.*, 2012, **78**, 8531–8539.
- 119 T. Tiso, T. Narancic, R. Wei, E. Pollet, N. Beagan, K. Schröder, A. Honak, M. Jiang, S. T. Kenny, N. Wierckx, R. Perrin, L. Avérous, W. Zimmermann, K. O'Connor and L. M. Blank, *Metab. Eng.*, 2021, **66**, 167–178.
- 120 R. Wei, T. Tiso, J. Bertling, K. O'Connor, L. M. Blank and U. T. Bornscheuer, *Nat. Catal.*, 2020, **3**, 867–871.
- 121 A. Khan, N. Ahmed and M. Rabnawaz, *Polymers*, 2020, **12**, 2027.
- 122 P. Chakma and D. Konkolewicz, *Angew. Chem., Int. Ed.*, 2019, **58**, 9682–9695.
- 123 K.-K. Tremblay-Parrado, C. Bordin, S. Nicholls, B. Heinrich, B. Donnio and L. Avérous, *Macromolecules*, 2020, **53**, 5869–5880.
- 124 R. Hajj, A. Duval, S. Dhers and L. Avérous, *Macromolecules*, 2020, **53**, 3796–3805.



- 125 R. H. Aguirresarobe, S. Nevejans, B. Reck, L. Irusta, H. Sardon, J. M. Asua and N. Ballard, *Prog. Polym. Sci.*, 2021, **114**, 101362.
- 126 K. R. Gajbhiye, B. P. Chaudhari, V. B. Pokharkar, A. Pawar and V. Gajbhiye, *Int. J. Pharm.*, 2020, **588**, 119781.
- 127 P. Nellopalli, T. Patel and J. K. Oh, *Macromol. Rapid Commun.*, 2021, **42**, 2100391.
- 128 S. Wendels and L. Avérous, *Bioact. Mater.*, 2021, **6**, 1083–1106.
- 129 C. C. Hornat and M. W. Urban, *Prog. Polym. Sci.*, 2020, **102**, 101208.
- 130 F. Elizalde, R. H. Aguirresarobe, A. Gonzalez and H. Sardon, *Polym. Chem.*, 2020, **11**, 5386–5396.
- 131 B. Quienne, F. Cuminet, J. Pinaud, M. Semsarilar, D. Cot, V. Ladmiraal and S. Caillol, *ACS Sustainable Chem. Eng.*, 2022, **10**(21), 7041–7049.
- 132 D. T. Sheppard, K. Jin, L. S. Hamachi, W. Dean, D. J. Fortman, C. J. Ellison and W. R. Dichtel, *ACS Cent. Sci.*, 2020, **6**, 921–927.
- 133 Y.-S. Jang, B. Kim, J. H. Shin, Y. J. Choi, S. Choi, C. W. Song, J. Lee, H. G. Park and S. Y. Lee, *Biotechnol. Bioeng.*, 2012, **109**, 2437–2459.
- 134 H. Sardon, D. Mecerreyes, A. Basterretxea, L. Avérous and C. Jehanno, *ACS Sustainable Chem. Eng.*, 2021, **9**, 10664–10677.
- 135 Propanediol | Susterra[®] renewably sourced propanediol, <https://duponttateandlyle.com/susterra/>, (accessed November 10, 2021).
- 136 Velvetol[®] | High Performance Polyether Polyols | WeylChem – WeylChem, <https://www.weylchem.com/products/velvetolr>, (accessed November 10, 2021).
- 137 Genomatica Products, <https://www.genomatica.com/products/>, (accessed November 10, 2021).
- 138 BASF now offers bio-based PolyTHF, <https://www.basf.com/global/en/media/news-releases/2015/03/p-15-163.html>, (accessed November 10, 2021).
- 139 Acide succinique BIOSUCCINIUM[®], <https://fr.roquette.com/industries/produits-phares/industry-performance-materials-biosuccinum>, (accessed November 10, 2021).
- 140 P. Furtwengler and L. Avérous, *Polym. Chem.*, 2018, **9**, 4258–4287.
- 141 M. Desroches, M. Escouvois, R. Auvergne, S. Caillol and B. Boutevin, *Polym. Rev.*, 2012, **52**, 38–79.
- 142 G. Lligadas, J. C. Ronda, M. Galià and V. Cádiz, *Biomacromolecules*, 2010, **11**, 2825–2835.
- 143 M. A. R. Meier, J. O. Metzger and U. S. Schubert, *Chem. Soc. Rev.*, 2007, **36**, 1788–1802.
- 144 Z. S. Petrović, *Polym. Rev.*, 2008, **48**, 109–155.
- 145 D. P. Pfister, Y. Xia and R. C. Larock, *ChemSusChem*, 2011, **4**, 703–717.
- 146 J. C. Ronda, G. Lligadas, M. Galià and V. Cádiz, *Eur. J. Lipid Sci. Technol.*, 2011, **113**, 46–58.
- 147 Natural Oil Polyols Market Size Report, 2021–2028, <https://www.grandviewresearch.com/industry-analysis/natural-oil-polyols-nop-market>, (accessed November 10, 2021).
- 148 A. Arbenz, R. Perrin and L. Avérous, *J. Polym. Environ.*, 2018, **26**, 254–262.
- 149 Polyester Polyols | OLEON, <https://www.oleon.com/product/derivatives/polyester-polyols>, (accessed November 10, 2021).
- 150 What are BioH[®] polyols? <https://www.cargill.com/bioindustrial/what-are-bioh-polyols>, (accessed November 10, 2021).
- 151 R. Höfer, *Industrial Biorefineries & White Biotechnology*, Elsevier, 2015, pp. 127–155.
- 152 E. Hablot, B. Donnio, M. Bouquey and L. Avérous, *Polymer*, 2010, **51**, 5895–5902.
- 153 Solutions from the Nature – Sovermol[®], <https://www.basf.com/vn/en/products/paint-coating-industry/sovermol.html>, (accessed November 10, 2021).
- 154 PriplastTM polyester polyols for enhanced flexibility | Croda Smart Materials | Smart Materials, <https://www.crodasmartmaterials.com/en-gb/brands/priplast>, (accessed November 10, 2021).
- 155 M. A. Sawpan, *J. Polym. Res.*, 2018, **25**, 184.
- 156 M. S. Gaikwad, V. V. Gite, P. P. Mahulikar, D. G. Hundiware and O. S. Yemul, *Prog. Org. Coat.*, 2015, **Complete**, 164–172.
- 157 B. V. Tawade, R. D. Shingte, S. S. Kuhire, N. V. Sadavarte, K. Garg, D. M. Maher, A. B. Ichake, A. S. More and P. P. Wadgaonkar, *Polyurethanes Today*, 2017, **11**, 1202.
- 158 Bio-aniline – Basic chemicals from biomass | Covestro, <https://www.covestro.com/en/sustainability/flagship-solutions/bio-based-aniline>, (accessed July 25, 2022).
- 159 United States, US10173969B2, 2019.
- 160 BASF expands portfolio of climate friendly products introducing the first isocyanate not carrying a CO2 backpack, <https://www.basf.com/global/en/media/news-releases/2022/02/p-22-132.html>, (accessed July 28, 2022).
- 161 G. Çaylı and S. Küsefoğlu, *J. Appl. Polym. Sci.*, 2008, **109**, 2948–2955.
- 162 E. Taylan and S. H. Küsefoğlu, *J. Appl. Polym. Sci.*, 2011, **119**, 1102–1110.
- 163 L. Hojabri, X. Kong and S. S. Narine, *J. Polym. Sci. Part Polym. Chem.*, 2010, **48**, 3302–3310.
- 164 L. Hojabri, X. Kong and S. S. Narine, *Biomacromolecules*, 2009, **10**, 884–891.
- 165 A. S. More, T. Lebarbé, L. Maisonneuve, B. Gadenne, C. Alfes and H. Cramail, *Eur. Polym. J.*, 2013, **49**, 823–833.
- 166 United States, US3217028A, 1965.
- 167 United States, US3465023A, 1969.
- 168 United States, US3725450A, 1973.
- 169 J. Han, B. Chen, L. Ye, A. Zhang, J. Zhang and Z. Feng, *Front. Mater. Sci. China*, 2009, **3**, 25–32.
- 170 S. A. Guelcher, A. Srinivasan, J. E. Dumas, J. E. Didier, S. McBride and J. O. Hollinger, *Biomaterials*, 2008, **29**, 1762–1775.
- 171 A. Pavelková, P. Kucharczyk, Z. Kuceková, J. Zedník and V. Sedlářík, *J. Bioact. Compat. Polym.*, 2017, **32**, 225–241.
- 172 J. S. Nowick, N. A. Powell, T. M. Nguyen and G. Noronha, *J. Org. Chem.*, 1992, **57**, 7364–7366.
- 173 European Union, EP1020435A4, 2000.
- 174 United States, US20060167303A1, 2006.
- 175 STABiotM, Bio-based 1,5-pentamethylene diisocyanate (PDI) based polyisocyanate | Business and Products | MITSUI CHEMICALS, INC., <https://jp.mitsuichemicals.com/en/service/>



- [packaging/coatings/stabio/index.htm](#), (accessed November 10, 2021).
- 176 European Union, EP2543736B1, 2019.
 - 177 United States, US9376404B2, 2016.
 - 178 United States, US10173970B2, 2019.
 - 179 Desmodur[®] eco N 7300, https://solutions.covestro.com/en/products/desmodur/desmodur-eco-n-7300_84603813-18871289, (accessed November 10, 2021).
 - 180 W. Li, H. Li, C. Wu, B. Han, P. Ouyang and K. Chen, *Chem. Eng. J.*, 2021, **425**, 131527.
 - 181 J. Thiem and F. Bachmann, *Makromol. Chem.*, 1991, **192**, 2163–2182.
 - 182 F. Bachmann, J. Reimer, M. Ruppenstein and J. Thiem, *Macromol. Chem. Phys.*, 2001, **202**, 3410–3419.
 - 183 M. D. Zenner, Y. Xia, J. S. Chen and M. R. Kessler, *ChemSusChem*, 2013, **6**, 1182–1185.
 - 184 United States, US3049552A, 1962.
 - 185 J. L. Cawse, J. L. Stanford and R. H. Still, *Makromol. Chem.*, 1984, **185**, 697–707.
 - 186 J. L. Cawse, J. L. Stanford and R. H. Still, *Br. Polym. J.*, 1985, **17**, 233–238.
 - 187 M. N. Belgacem, J. Quillerou and A. Gandini, *Eur. Polym. J.*, 1993, **29**, 1217–1224.
 - 188 A. Gandini and M. N. Belgacem, *Prog. Polym. Sci.*, 1997, **22**, 1203–1379.
 - 189 C. N. D. Neumann, W. D. Bulach, M. Rehahn and R. Klein, *Macromol. Rapid Commun.*, 2011, **32**, 1373–1378.
 - 190 S. S. Kuhire, S. S. Nagane and P. P. Wadgaonkar, *Polym. Int.*, 2017, **66**, 892–899.
 - 191 World Intellectual Property Organization, WO2016103283A1, 2016.
 - 192 J.-G. Rosenboom, R. Langer and G. Traverso, *Nat. Rev. Mater.*, 2022, **7**, 117–137.
 - 193 M. N. Garcia Gonzalez, M. Levi and S. Turri, *J. Cleaner Prod.*, 2017, **164**, 171–178.
 - 194 A. Fridrihsone, F. Romagnoli, V. Kirsanovs and U. Cabulis, *J. Cleaner Prod.*, 2020, **266**, 121403.
 - 195 A. Manzardo, A. Marson, M. Roso, C. Boaretti, M. Modesti, A. Scipioni and A. Lorenzetti, *ACS Omega*, 2019, **4**, 14114–14123.
 - 196 J. E. Lockey, C. A. Redlich, R. Streicher, A. Pfahles-Hutchens, P. (Bert), J. Hakkinen, G. L. Ellison, P. Harber, M. Utell, J. Holland, A. Comai and M. White, *J. Occup. Environ. Med.*, 2015, **57**, 44–51.
 - 197 K. Błażek and J. Datta, *Crit. Rev. Environ. Sci. Technol.*, 2019, **49**, 173–211.
 - 198 C. Carré, Y. Ecochard, S. Caillol and L. Avérous, *ChemSusChem*, 2019, **12**, 3410–3430.
 - 199 Y. Suryawanshi, P. Sanap and V. Wani, *Polym. Bull.*, 2019, **76**, 3233–3246.
 - 200 A. Gomez-Lopez, F. Elizalde, I. Calvo and H. Sardon, *Chem. Commun.*, 2021, **57**, 12254–12265.
 - 201 H. Khatoon, S. Iqbal, M. Irfan, A. Darda and N. K. Rawat, *Prog. Org. Coat.*, 2021, **154**, 106124.
 - 202 L. Maisonneuve, O. Lamarzelle, E. Rix, E. Grau and H. Cramail, *Chem. Rev.*, 2015, **115**, 12407–12439.
 - 203 C. Carré, H. Zoccheddu, S. Delalande, P. Pichon and L. Avérous, *Eur. Polym. J.*, 2016, **84**, 759–769.
 - 204 H. Blattmann, M. Lauth and R. Mülhaupt, *Macromol. Mater. Eng.*, 2016, **301**, 944–952.
 - 205 P. Stachak, I. Łukaszewska, E. Hebda and K. Pieliowski, *Materials*, 2021, **14**, 3497.
 - 206 O. Kreye, S. Wald and M. A. R. Meier, *Adv. Synth. Catal.*, 2013, **355**, 81–86.
 - 207 Y. Zhu, C. Romain and C. K. Williams, *Nature*, 2016, **540**, 354–362.
 - 208 K. Y. Sen and S. Baidurah, *Curr. Opin. Green Sustainable Chem.*, 2021, **27**, 100412.
 - 209 Y. Zhou, V. A. Briand, N. Sharma, S. Ahn and R. M. Kasi, *Materials*, 2009, **2**, 636–660.
 - 210 E. Czarnotta, M. Dianat, M. Korf, F. Granica, J. Merz, J. Maury, S. A. B. Jacobsen, J. Förster, B. E. Ebert and L. M. Blank, *Biotechnol. Bioeng.*, 2017, **114**, 2528–2538.
 - 211 K. Kemper, M. Hirte, M. Reinbold, M. Fuchs and T. Brück, *Beilstein J. Org. Chem.*, 2017, **13**, 845–854.
 - 212 M. Li, F. Hou, T. Wu, X. Jiang, F. Li, H. Liu, M. Xian and H. Zhang, *Nat. Prod. Rep.*, 2020, **37**, 80–99.
 - 213 F. Zhou and E. Pichersky, *Curr. Opin. Plant Biol.*, 2020, **55**, 1–10.
 - 214 A. Gandini, *Green Chem.*, 2011, **13**, 1061–1083.
 - 215 V. Mahendra, *Appl. Mech. Mater.*, 2019, **890**, 77–91.
 - 216 M. Eggersdorfer, Ullmann's Encyclopedia of Industrial Chemistry, John Wiley & Sons, Ltd, 2000.
 - 217 P. A. Wilbon, F. Chu and C. Tang, *Macromol. Rapid Commun.*, 2013, **34**, 8–37.
 - 218 M. Winnacker and B. Rieger, *ChemSusChem*, 2015, **8**, 2455–2471.
 - 219 F. Della Monica and A. W. Kleij, *Polym. Chem.*, 2020, **11**, 5109–5127.
 - 220 M. R. Thomsett, T. E. Storr, O. R. Monaghan, R. A. Stockman and S. M. Howdle, *Green Mater.*, 2016, **4**, 115–134.
 - 221 J. Zhao and H. Schlaad, in *Bio-synthetic Polymer Conjugates*, ed. H. Schlaad, Springer, Berlin, Heidelberg, 2013, pp. 151–190.
 - 222 J. Alonso-Gutierrez, R. Chan, T. S. Batth, P. D. Adams, J. D. Keasling, C. J. Petzold and T. S. Lee, *Metab. Eng.*, 2013, **19**, 33–41.
 - 223 C. Willrodt, C. David, S. Cornelissen, B. Bühler, M. K. Julsing and A. Schmid, *Biotechnol. J.*, 2014, **9**, 1000–1012.
 - 224 S. P. Shirame and R. B. Bhosale, in *Green Chemistry*, eds. H. E.-D. M. Saleh and M. Koller, InTech, 2018.
 - 225 M. Firdaus, L. Montero de Espinosa and M. A. R. Meier, *Macromolecules*, 2011, **44**, 7253–7262.
 - 226 R. K. Gupta, M. Ionescu, D. Radojicic, X. Wan and Z. S. Petrovic, *J. Polym. Environ.*, 2014, **22**, 304–309.
 - 227 C. S. Marvel and L. E. Olson, *J. Polym. Sci.*, 1957, **26**, 23–28.
 - 228 M. L. Shrestha and M. Ionescu, *J. Polym. Environ.*, 2018, **26**, 2257–2267.
 - 229 L. Filippi and M. A. R. Meier, *Macromol. Rapid Commun.*, 2021, **42**, 2000440.



- 230 M. Firdaus and M. A. R. Meier, *Green Chem.*, 2013, **15**, 370–380.
- 231 M. Bähr, A. Bitto and R. Mülhaupt, *Green Chem.*, 2012, **14**, 1447–1454.
- 232 V. Schimpf, B. S. Ritter, P. Weis, K. Parison and R. Mülhaupt, *Macromolecules*, 2017, **50**, 944–955.
- 233 Y. Mahamat Ahmat, S. Madadi, L. Charbonneau and S. Kaliaguine, *Catalysts*, 2021, **11**, 847.
- 234 A. Rehman, A. M. López Fernández, M. F. M. Gunam Resul and A. Harvey, *J. CO₂ Util.*, 2019, **29**, 126–133.
- 235 A. Rehman, E. Russell, F. Saleem, F. Javed, S. Ahmad, V. C. Eze and A. Harvey, *J. Environ. Chem. Eng.*, 2021, **9**, 104680.
- 236 L. Charbonneau, X. Foster and S. Kaliaguine, *ACS Sustainable Chem. Eng.*, 2018, **6**, 12224–12231.
- 237 K. A. Maltby, M. Hutchby, P. Plucinski, M. G. Davidson and U. Hintermair, *Chem. – Eur. J.*, 2020, **26**, 7405–7415.
- 238 F. de la Cruz-Martínez, M. Martínez de Sarasa Buchaca, J. Martínez, J. Fernández-Baeza, L. F. Sánchez-Barba, A. Rodríguez-Diéguez, J. A. Castro-Osma and A. Lara-Sánchez, *ACS Sustainable Chem. Eng.*, 2019, **7**, 20126–20138.
- 239 A. J. Kamphuis, F. Milocco, L. Koiter, P. P. Pescarmona and E. Otten, *ChemSusChem*, 2019, **12**, 3635–3641.
- 240 G. Fiorani, M. Stuck, C. Martín, M. M. Belmonte, E. Martín, E. C. Escudero-Adán and A. W. Kleij, *ChemSusChem*, 2016, **9**, 1304–1311.
- 241 L. Longwitz, J. Steinbauer, A. Spannenberg and T. Werner, *ACS Catal.*, 2018, **8**, 665–672.
- 242 A. Causero, C. Troll and B. Rieger, *Ind. Eng. Chem. Res.*, 2020, **59**, 15464–15477.
- 243 European Union, EP0266661A2, 1988.
- 244 A. Llevot, E. Grau, S. Carlotti, S. Grelier and H. Cramail, *Eur. Polym. J.*, 2015, **67**, 409–417.
- 245 L. Vevere, A. Fridrihsone, M. Kirpluks and U. Cabulis, *Polymers*, 2020, **12**, 2706.
- 246 G.-F. Chen, *Prog. Org. Coat.*, 1992, **20**, 139–167.
- 247 A. M. Atta, R. Mansour, M. I. Abdou and A. M. Sayed, *Polym. Adv. Technol.*, 2004, **15**, 514–522.
- 248 Y. Zhang, S. Shang, X. Zhang, D. Wang and D. J. Hourston, *J. Appl. Polym. Sci.*, 1995, **58**, 1803–1809.
- 249 J. F. Jin, Y. L. Chen, D. N. Wang, C. P. Hu, S. Zhu, L. Vanoverloop and D. Randall, *J. Appl. Polym. Sci.*, 2002, **84**, 598–604.
- 250 L. Zhang, Y. Jiang, Z. Xiong, X. Liu, H. Na, R. Zhang and J. Zhu, *J. Mater. Chem. A*, 2013, **1**, 3263–3267.
- 251 X. Q. Liu, W. Huang, Y. H. Jiang, J. Zhu and C. Z. Zhang, *EXPRESS Polym. Lett.*, 2012, **6**, 293–298.
- 252 G. Liu, G. Wu, J. Chen and Z. Kong, *Prog. Org. Coat.*, 2016, **101**, 461–467.
- 253 S. Wang, X. Yang, Z. Li, X. Xu, H. Liu, D. Wang, H. Min and S. Shang, *Compos. Sci. Technol.*, 2020, **198**, 108272.
- 254 X. Xu, Z. Song, S. Shang, S. Cui and X. Rao, *Polym. Int.*, 2011, **60**, 1521–1526.
- 255 P. Gnanasekar, J. Chen, S. R. Goswami, H. Chen and N. Yan, *ChemSusChem*, 2020, **13**, 5749–5761.
- 256 W. Xie, Q. Yan and H. Fu, *Polym. Adv. Technol.*, 2021, **32**, 4415–4423.
- 257 K. Pietrzak, M. Kirpluks, U. Cabulis and J. Ryszkowska, *Polym. Degrad. Stab.*, 2014, **108**, 201–211.
- 258 K. Mizera, M. Kirpluks, U. Cabulis, M. Leszczyńska, M. Półka and J. Ryszkowska, *Ind. Crops Prod.*, 2018, **113**, 98–110.
- 259 C.-C. Hsieh and Y.-C. Chen, *J. Cleaner Prod.*, 2020, **276**, 124203.
- 260 F. Arán-Aís, A. M. Torró-Palau, A. C. Orgilés-Barceló and J. M. Martín-Martínez, *J. Adhes. Sci. Technol.*, 2000, **14**, 1557–1573.
- 261 F. Arán-Aís, A. M. Torró-Palau, A. C. Orgilés-Barceló and J. M. Martín-Martínez, *J. Adhes. Sci. Technol.*, 2002, **16**, 1431–1448.
- 262 M. S. Sánchez-Adsuar, E. Papon and J.-J. Villenave, *J. Appl. Polym. Sci.*, 2001, **82**, 3402–3408.
- 263 P. Carbonell-Blasco, J. M. Martín-Martínez and I. V. Antoniac, *Int. J. Adhes. Adhes.*, 2013, **42**, 11–20.
- 264 F. Arán-Aís, A. M. Torró-Palau, A. César Orgilés-Barceló and J. M. Martín-Martínez, *Int. J. Adhes. Adhes.*, 2005, **25**, 31–38.
- 265 B. Liu, J. Nie and Y. He, *Int. J. Adhes. Adhes.*, 2016, **66**, 99–103.
- 266 K. A. C. Vespermann, B. N. Paulino, M. C. S. Barcelos, M. G. Pessôa, G. M. Pastore and G. Molina, *Appl. Microbiol. Biotechnol.*, 2017, **101**, 1805–1817.
- 267 J. D. Tibbetts and S. D. Bull, *Green Chem.*, 2021, **23**, 597–610.
- 268 S. H. Helalat, C. Jers, M. Bebahani, H. Mohabatkari and I. Mijakovic, *Microb. Cell Fact.*, 2021, **20**, 187.
- 269 D. Risner, M. L. Marco, S. A. Pace and E. S. Spang, *Processes*, 2020, **8**, 263.
- 270 M. C. Klotzel, *Organic Reactions*, John Wiley & Sons, Inc., Hoboken, NJ, USA, 2011, pp. 1–59.
- 271 G. M. Wu, Z. W. Kong and F. Q. Chu, *Chem. Ind. For. Prod.*, 2007, **27**, 57–62.
- 272 G.-M. Wu, Z.-W. Kong, H. Huang, J. Chen and F.-X. Chu, *J. Appl. Polym. Sci.*, 2009, **113**, 2894–2901.
- 273 G.-M. Wu, Z.-W. Kong, J. Chen and J.-C. Jiang, *J. Appl. Polym. Sci.*, 2011, **120**, 579–585.
- 274 G. Wu, Z. Kong, C. Chen, J. Chen, S. Huo and J. Jiang, *J. Appl. Polym. Sci.*, 2013, **128**, 132–138.
- 275 S. S. Koval'skaya, N. G. Kozlov and T. S. Tikhonova, *Chem. Nat. Compd.*, 1989, **25**, 552–557.
- 276 S.-C. Xu, S.-J. Zhu, J. Wang, L.-W. Bi, Y.-X. Chen, Y.-J. Lu, Y. Gu and Z.-D. Zhao, *Chin. Chem. Lett.*, 2017, **28**, 1509–1513.
- 277 X. Liu, X. Yang, S. Wang, S. Wang, Z. Wang, S. Liu, X. Xu, H. Liu and Z. Song, *ACS Sustainable Chem. Eng.*, 2021, **9**, 4175–4184.
- 278 United States, US10590069B2, 2020.
- 279 A. I. Smeds, L. Vähäsalo, J. Rahkila, P. C. Eklund and S. M. Willför, *Holzforschung*, 2019, **73**, 1017–1033.
- 280 J. Rizhikovs, J. Zandersons, G. Dobeles and A. Paze, *Ind. Crops Prod.*, 2015, **76**, 209–214.
- 281 S. Amiri, S. Dastghaib, M. Ahmadi, P. Mehrbod, F. Khadem, H. Behrouj, M.-R. Aghanoori, F. Machaj, M. Ghamsari, J. Rosik, A. Hudecki, A. Afkhami,



- M. Hashemi, M. J. Los, P. Mokarram, T. Madrakian and S. Ghavami, *Biotechnol. Adv.*, 2020, **38**, 107409.
- 282 P. A. Krasutsky, *Nat. Prod. Rep.*, 2006, **23**, 919–942.
- 283 M. Okada, K. Suzuki, Y. Mawatari and M. Tabata, *Eur. Polym. J.*, 2019, **113**, 12–17.
- 284 V. A. Erä, P. Jäskeläinen and K. Ukkonen, *Angew. Makromol. Chem.*, 1980, **88**, 79–88.
- 285 Y. Chen, Q. Song, J. Zhao, X. Gong, H. Schlaad and G. Zhang, *ACS Appl. Mater. Interfaces*, 2018, **10**, 6593–6600.
- 286 L. Hosta-Rigau, Y. Zhang, B. M. Teo, A. Postma and B. Städler, *Nanoscale*, 2013, **5**, 89–109.
- 287 S. J. Stachelek, I. Alferiev, H. Choi, A. Kronsteiner, P. Uttayarat, K. J. Gooch, R. J. Composto, I.-W. Chen, R. P. Hebbel and R. J. Levy, *J. Biomed. Mater. Res., Part A*, 2005, **72A**, 200–212.
- 288 R. N. Jana and J. W. Cho, *Fibers Polym.*, 2009, **10**, 569–575.
- 289 Y.-C. Chung, H. Y. Kim, J.-H. Yu and B. C. Chun, *Macromol. Res.*, 2015, **23**, 350–359.
- 290 G. Acik, H. R. F. Karabulut, C. Altinkok and A. O. Karatavuk, *Polym. Degrad. Stab.*, 2019, **165**, 43–48.
- 291 B. Acik, G. Acik and H. Erdemi, *Eur. Polym. J.*, 2021, **146**, 110247.
- 292 J. H. Cummings and A. M. Stephen, *Eur. J. Clin. Nutr.*, 2007, **61**, S5–S18.
- 293 J. A. Galbis, M. de, G. García-Martín, M. V. de Paz and E. Galbis, *Chem. Rev.*, 2016, **116**, 1600–1636.
- 294 S. K. Bobade, N. R. Paluvai, S. Mohanty and S. K. Nayak, *Polym.-Plast. Technol. Eng.*, 2016, **55**, 1863–1896.
- 295 P. D. Raytchev, C. Besset, E. Fleury, J.-P. Pascault, J. Bernard and E. Drockenmüller, *Pure Appl. Chem.*, 2012, **85**, 511–520.
- 296 J. Xiang, S. Yang, J. Zhang, J. Wu, Y. Shao, Z. Wang and M. Yang, *Polym. Bull.*, 2022, **79**, 2667–2684.
- 297 J. A. Galbis and M. G. García-Martín, in *Carbohydrates in Sustainable Development II*, ed. A. P. Rauter, P. Vogel and Y. Queneau, Springer, Berlin, Heidelberg, 2010, pp. 147–176.
- 298 R. S. Malani, V. C. Malshe and B. N. Thorat, *J. Coat. Technol. Res.*, 2022, **19**, 361–375.
- 299 D. J. Saxon, A. M. Luke, H. Sajjad, W. B. Tolman and T. M. Reineke, *Prog. Polym. Sci.*, 2020, **101**, 101196.
- 300 G. Flèche and M. Huchette, *Starch - Stärke*, 1986, **38**, 26–30.
- 301 C. Dussenne, T. Delaunay, V. Wiatz, H. Wyart, I. Suisse and M. Sauthier, *Green Chem.*, 2017, **19**, 5332–5344.
- 302 F. Fenouillot, A. Rousseau, G. Colomines, R. Saint-Loup and J.-P. Pascault, *Prog. Polym. Sci.*, 2010, **35**, 578–622.
- 303 *Addit. Polym.*, 2015, **2015**, 8–9.
- 304 Global Isosorbide Market Size | Industry Report, 2019–2025, <https://www.grandviewresearch.com/industry-analysis/isosorbide-industry>, (accessed April 11, 2022).
- 305 P.-C. Lin, F. Zhang and H. B. Pakrasi, *Metab. Eng. Commun.*, 2021, **12**, e00164.
- 306 O. Gómez-de-Miranda-Jiménez-de-Aberasturi, A. Centeno-Pedrazo, S. Prieto Fernández, R. Rodríguez Alonso, S. Medel, J. María Cuevas, L. G. Monsegue, S. De Wilde-man, E. Benedetti, D. Klein, H. Henneken and J. R. Ochoa-Gómez, *Green Chem. Lett. Rev.*, 2021, **14**, 533–543.
- 307 M. Rose and R. Palkovits, *ChemSusChem*, 2012, **5**, 167–176.
- 308 I. Javni, O. Bilić, N. Bilić, Z. S. Petrović, E. A. Eastwood, F. Zhang and J. Ilavský, *J. Appl. Polym. Sci.*, 2015, **132**(47), DOI: [10.1002/app.42830](https://doi.org/10.1002/app.42830).
- 309 B. S. Gregori Valdés, C. S. B. Gomes, P. T. Gomes, J. R. Ascenso, H. P. Diogo, L. M. Gonçalves, R. Galhano dos Santos, H. M. Ribeiro and J. C. Bordado, *Polymers*, 2018, **10**, 1170.
- 310 R. Marin, A. Alla, A. M. de Ilarduya and S. Muñoz-Guerra, *J. Appl. Polym. Sci.*, 2012, **123**, 986–994.
- 311 S. Oprea, V.-O. Potolinca and V. Oprea, *Eur. Polym. J.*, 2016, **83**, 161–172.
- 312 I. Ristić, I. Krakovsky, T. Janić, S. Cakić, A. Miletić, M. Jotanović and T. Radusin, *J. Therm. Anal. Calorim.*, 2018, **134**, 895–901.
- 313 S.-Y. Oh, M.-S. Kang, J. C. Knowles and M.-S. Gong, *J. Biomater. Appl.*, 2015, **30**, 327–337.
- 314 Q. Shou, R. Yuan, G. Ma, X. Liang, J. Wan, M. Xian and Q. Wang, *Polymer*, 2019, **164**, 118–125.
- 315 E. C. Varkey and K. Sreekumar, *J. Mater. Sci.*, 2010, **45**, 1912–1920.
- 316 C.-H. Lee, H. Takagi, H. Okamoto, M. Kato and A. Usuki, *J. Polym. Sci. Part -Polym. Chem.*, 2009, **47**, 6025–6031.
- 317 Y. Li, B. A. J. Noordover, R. A. T. M. van Benthem and C. E. Koning, *Eur. Polym. J.*, 2014, **59**, 8–18.
- 318 H.-J. Kim, M.-S. Kang, J. C. Knowles and M.-S. Gong, *J. Biomater. Appl.*, 2014, **29**, 454–464.
- 319 S. T. Cho, J. I. So, J.-Y. Jung, S. Hwang, S.-H. Baeck and S. E. Shim, *Macromol. Res.*, 2019, **27**, 153–163.
- 320 X.-P. An, J.-H. Chen, Y.-D. Li, J. Zhu and J.-B. Zeng, *Sci. China: Mater.*, 2018, **61**, 993–1000.
- 321 H. Park, M.-S. Gong and J. C. Knowles, *J. Mater. Sci.: Mater. Med.*, 2013, **24**, 281–294.
- 322 T. Calvo-Correas, M. D. Martin, A. Retegi, N. Gabilondo, M. A. Corcuera and A. Eceiza, *ACS Sustainable Chem. Eng.*, 2016, **4**, 5684–5692.
- 323 M. Charlon, B. Heinrich, Y. Matter, E. Couzigné, B. Donnio and L. Avérous, *Eur. Polym. J.*, 2014, **61**, 197–205.
- 324 X. He, Z. Zhai, Y. Wang, G. Wu, Z. Zheng, Q. Wang and Y. Liu, *J. Appl. Polym. Sci.*, 2012, **126**, E354–E361.
- 325 S. Wendels, B. Heinrich, B. Donnio and L. Avérous, *Eur. Polym. J.*, 2021, **153**, 110531.
- 326 C. J. Stubbs, J. C. Worch, H. Prydderch, Z. Wang, R. T. Mathers, A. V. Dobrynin, M. L. Becker and A. P. Dove, *J. Am. Chem. Soc.*, 2022, **144**, 1243–1250.
- 327 R. J. Kieber, S. A. Silver and J. G. Kennemur, *Polym. Chem.*, 2017, **8**, 4822–4829.
- 328 F. Bachmann, J. Reimer, M. Ruppenstein and J. Thiem, *Macromol. Rapid Commun.*, 1998, **19**, 21–26.
- 329 N. Kasmi, M. Roso, N. Hammami, M. Majdoub, C. Boaretti, P. Sgarbossa, C. Vianello, G. Maschio, M. Modesti and A. Lorenzetti, *Des. Monomers Polym.*, 2017, **20**, 547–563.
- 330 M. Beldi, R. Medimagh, S. Chatti, S. Marque, D. Prim, A. Loupy and F. Delolme, *Eur. Polym. J.*, 2007, **43**, 3415–3433.
- 331 T. Jiang, W. Wang, D. Yu, D. Huang, N. Wei, Y. Hu and H. Huang, *J. Polym. Res.*, 2018, **25**, 140.



- 332 M. Alam, *Int. J. Polym. Anal. Charact.*, 2019, **24**, 533–547.
- 333 C. K. Patil, H. D. Jirmali, J. S. Paradeshi, B. L. Chaudhari, P. K. Alagi, P. P. Mahulikar, S. C. Hong and V. V. Gite, *Prog. Org. Coat.*, 2021, **151**, 106084.
- 334 R. Medimagh, M. M. Smaidia, H. Bennour and S. Chatti, *Polym. Int.*, 2015, **64**, 513–520.
- 335 A. El Mahdi, M. M'sahel and R. Medimagh, *Macromol. Chem. Phys.*, 2017, **218**, 1700077.
- 336 A. A. Gadageel and S. T. Mhaske, *Prog. Org. Coat.*, 2021, **150**, 105983.
- 337 J. C. Khanderay and V. V. Gite, *J. Appl. Polym. Sci.*, 2019, **136**, 47558.
- 338 X. X. Li, M. H. Sohn and U. R. Cho, *Elastomers Compos.*, 2019, **54**, 225–231.
- 339 H. R. Kricheldorf, R. Mix and S. M. Weidner, *J. Polym. Sci. Part Polym. Chem.*, 2014, **52**, 867–875.
- 340 Y. Ma, J. Liu, M. Luo, J. Xing, J. Wu, H. Pan, C. Ruan and Y. Luo, *RSC Adv.*, 2017, **7**, 13886–13895.
- 341 F. Bayrak, E. Ay, A. Oral, T. Karayildirim and K. Ay, *Iran. Polym. J.*, 2022, **31**, 413–423.
- 342 G. Wei, H. Xu, L. Chen, Z. Li and R. Liu, *Prog. Org. Coat.*, 2019, **126**, 162–167.
- 343 V. Besse, R. Auvergne, S. Carlotti, G. Boutevin, B. Otazaghine, S. Caillol, J.-P. Pascault and B. Boutevin, *React. Funct. Polym.*, 2013, **73**, 588–594.
- 344 J. L. J. van Velthoven, L. Gootjes, D. S. van Es, B. A. J. Noordover and J. Meuldijk, *Eur. Polym. J.*, 2015, **70**, 125–135.
- 345 B. Ates, S. Koytepe, M. G. Karaaslan, S. Balcioglu and S. Gulgen, *Int. J. Adhes. Adhes.*, 2014, **49**, 90–96.
- 346 R. Lalwani and S. Desai, *J. Appl. Polym. Sci.*, 2010, **115**, 1296–1305.
- 347 J. Kloss, F. S. M. de Souza, E. R. da Silva, J. A. Dionísio, L. Akcelrud and S. F. Zawadzki, *Macromol. Symp.*, 2006, **245–246**, 651–656.
- 348 A. Boyer, C. E. Lingome, O. Condassamy, M. Schappacher, S. Moebs-Sanchez, Y. Queneau, B. Gadenne, C. Alfes and H. Cramail, *Polym. Chem.*, 2012, **4**, 296–306.
- 349 M. Ionescu and Z. S. Petrović, *J. Cell. Plast.*, 2010, **46**, 223–237.
- 350 K. Hashimoto, K. Yaginuma, S. Nara and H. Okawa, *Polym. J.*, 2005, **37**, 384–390.
- 351 B. Begines, F. Zamora, E. Benito, M. de, G. García-Martín and J. A. Galbis, *J. Polym. Sci. Part Polym. Chem.*, 2012, **50**, 4638–4646.
- 352 L. Maisonneuve, G. Chollet, E. Grau and H. Cramail, *OCL*, 2016, **23**, D508.
- 353 M. A. R. Meier, *Macromol. Rapid Commun.*, 2019, **40**, 1800524.
- 354 R. Ledesma-Amaro, *Eur. J. Lipid Sci. Technol.*, 2015, **117**, 141–144.
- 355 E. Hablot, D. Zheng, M. Bouquey and L. Avérous, *Macromol. Mater. Eng.*, 2008, **293**, 922–929.
- 356 K.-K. Tremblay-Parrado, C. García-Astrain and L. Avérous, *Green Chem.*, 2021, **23**, 4296–4327.
- 357 J. Peyrton, C. Chambaretaud, A. Sarbu and L. Avérous, *ACS Sustainable Chem. Eng.*, 2020, **8**, 12187–12196.
- 358 A. E. Coman, J. Peyrton, G. Hubca, A. Sarbu, A. R. Gabor, C. A. Nicolae, T. V. Iordache and L. Averous, *Eur. Polym. J.*, 2021, **149**, 110363.
- 359 R. S. Malani, V. C. Malshe and B. N. Thorat, *J. Coat. Technol. Res.*, 2022, **19**, 201–222.
- 360 B. Briou, B. Améduri and B. Boutevin, *Chem. Soc. Rev.*, 2021, **50**, 11055–11097.
- 361 C. Bueno-Ferrer, E. Hablot, F. Perrin-Sarazin, M. C. Garrigós, A. Jiménez and L. Averous, *Macromol. Mater. Eng.*, 2012, **297**, 777–784.
- 362 C. Bueno-Ferrer, E. Hablot, M. del, C. Garrigós, S. Bocchini, L. Averous and A. Jiménez, *Polym. Degrad. Stab.*, 2012, **97**, 1964–1969.
- 363 X. Liu, K. Xu, H. Liu, H. Cai, J. Su, Z. Fu, Y. Guo and M. Chen, *Prog. Org. Coat.*, 2011, **72**, 612–620.
- 364 V. Froidevaux, C. Negrell, S. Caillol, J.-P. Pascault and B. Boutevin, *Chem. Rev.*, 2016, **116**, 14181–14224.
- 365 C. Carré, L. Bonnet and L. Avérous, *RSC Adv.*, 2015, **5**, 100390–100400.
- 366 C. Carré, L. Bonnet and L. Avérous, *RSC Adv.*, 2014, **4**, 54018–54025.
- 367 E. Rix, E. Grau, G. Chollet and H. Cramail, *Eur. Polym. J.*, 2016, **84**, 863–872.
- 368 S. K. Green, R. E. Patet, N. Nikbin, C. L. Williams, C.-C. Chang, J. Yu, R. J. Gorte, S. Caratzoulas, W. Fan, D. G. Vlachos and P. J. Dauenhauer, *Appl. Catal., B*, 2016, **180**, 487–496.
- 369 S. Wendels, R. Balahura, S. Dinescu, S. Ignat, M. Costache and L. Avérous, *Eur. Polym. J.*, 2022, **164**, 110968.
- 370 N. Azizi, Y. Chevalier and M. Majdoub, *Ind. Crops Prod.*, 2014, **52**, 150–157.
- 371 H. Blache, F. Méchin, A. Rousseau, É. Fleury, J.-P. Pascault, P. Alcouffe, N. Jacquél and R. Saint-Loup, *Ind. Crops Prod.*, 2018, **121**, 303–312.
- 372 J.-H. Chen, D.-D. Hu, Y.-D. Li, J. Zhu, A.-K. Du and J.-B. Zeng, *Polym. Test.*, 2018, **70**, 174–179.
- 373 K. Gorna and S. Gogolewski, *J. Biomed. Mater. Res., Part A*, 2006, **79A**, 128–138.
- 374 S.-M. Hong, J.-W. Kim, J. C. Knowles and M.-S. Gong, *J. Biomater. Appl.*, 2017, **31**, 1026–1038.
- 375 S.-M. Hong, J.-R. Cha and J.-G. Kim, *Polym. Test.*, 2020, **91**, 106852.
- 376 S. B. Jo, U. Erdenebileg, K. Dashnyam, G.-Z. Jin, J.-R. Cha, A. El-Fiqi, J. C. Knowles, K. D. Patel, H.-H. Lee, J.-H. Lee and H.-W. Kim, *J. Tissue Eng.*, 2020, **11**, 2041731419900424.
- 377 Y.-S. Joo, J.-R. Cha and M.-S. Gong, *Mater. Sci. Eng., C*, 2018, **91**, 426–435.
- 378 H.-N. Kim, D.-W. Lee, H. Ryu, G.-S. Song and D.-S. Lee, *Molecules*, 2019, **24**, 1061.
- 379 Y. Li, B. A. J. Noordover, R. A. T. M. van Benthem and C. E. Koning, *Eur. Polym. J.*, 2014, **52**, 12–22.
- 380 Y. Li, B. A. J. Noordover, R. A. T. M. van Benthem and C. E. Koning, *ACS Sustainable Chem. Eng.*, 2014, **2**, 788–797.
- 381 Y. Li, B. A. J. Noordover, R. A. T. M. van Benthem and C. E. Koning, *Prog. Org. Coat.*, 2015, **86**, 134–142.
- 382 S.-R. Shin, J.-Y. Liang, H. Ryu, G.-S. Song and D.-S. Lee, *Molecules*, 2019, **24**, 1347.



- 383 W.-J. Si, L. Yang, Y.-X. Weng, J. Zhu and J.-B. Zeng, *Polym. Test.*, 2018, **69**, 9–15.
- 384 Y. K. Tsui and S. Gogolewski, *J. Mater. Sci.: Mater. Med.*, 2009, **20**, 1729–1741.
- 385 Y. Xia and R. C. Larock, *ChemSusChem*, 2011, **4**, 386–391.
- 386 W. Yang, D. Guan, J. Liu, Y. Luo and Y. Wang, *New J. Chem.*, 2020, **44**, 3493–3503.
- 387 R. Medimagh, A. Saadaoui, S. Mghirbi, S. Marque, D. Prim, A. Fildier, A. Bulete, G. Raffin and S. Chatti, *J. Polym. Res.*, 2014, **21**, 486.
- 388 S.-K. Ha and H.-C. Broecker, *Macromol. Mater. Eng.*, 2003, **288**, 569–577.
- 389 A. L. Da Róz, A. A. S. Curvelo and A. Gandini, *Carbohydr. Polym.*, 2009, **77**, 526–529.
- 390 M. Barikani and M. Mohammadi, *Carbohydr. Polym.*, 2007, **68**, 773–780.
- 391 K. Wilpizewska and T. Szychaj, *Carbohydr. Polym.*, 2007, **70**, 334–340.
- 392 R. Garçon, C. Clerk, J.-P. Gesson, J. Bordado, T. Nunes, S. Caroco, P. T. Gomes, M. E. Minas da Piedade and A. P. Rauter, *Carbohydr. Polym.*, 2001, **45**, 123–127.
- 393 R. V. Gómez and O. Varela, *Macromolecules*, 2009, **42**, 8112–8117.
- 394 R. Marín and S. Muñoz-Guerra, *J. Appl. Polym. Sci.*, 2009, **114**, 3723–3736.
- 395 R. Marín and S. Muñoz-Guerra, *J. Polym. Sci. Part Polym. Chem.*, 2008, **46**, 7996–8012.
- 396 A. Sudo, Y. Shibata and A. Miyamoto, *J. Polym. Sci. Part Polym. Chem.*, 2013, **51**, 3956–3963.
- 397 A. Yoshida and A. Sudo, *J. Polym. Sci. Part Polym. Chem.*, 2017, **55**, 3798–3803.
- 398 D. A. Purser and J. L. McAllister, in *SFPE Handbook of Fire Protection Engineering*, ed. M. J. Hurley, D. Gottuk, J. R. Hall, K. Harada, E. Kuligowski, M. Puchovsky, J. Torero, J. M. Watts and C. Wieczorek, Springer, New York, NY, 2016, pp. 2308–2428.
- 399 G. W. Hedrick and A. J. Green, *Prod. RD*, 1973, **12**, 319–321.
- 400 L. Gao, G. Zheng, Y. Zhou, L. Hu, G. Feng and M. Zhang, *Polym. Degrad. Stab.*, 2014, **101**, 92–101.
- 401 M. Zhang, Z. Luo, J. Zhang, S. Chen and Y. Zhou, *Polym. Degrad. Stab.*, 2015, **120**, 427–434.
- 402 China, CN101891883B, 2012.
- 403 China, CN102352026A, 2012.
- 404 L. Gao, G. Zheng, Y. Zhou, L. Hu, G. Feng and Y. Xie, *Ind. Crops Prod.*, 2013, **50**, 638–647.
- 405 S. Wang, P. Sun, X. Xu, H. Liu, D. Wang and X. Huang, *Adv. Eng. Mater.*, 2021, 2101044.
- 406 C. Yu, C. Yan, J. Shao and F. Zhang, *Colloid Polym. Sci.*, 2021, **299**, 1489–1498.
- 407 H. Moustafa, N. A. Darwish and A. M. Youssef, *Food Chem.*, 2022, **371**, 131193.
- 408 L. Huo, D. Wang, H. Liu, P. Jia and J. Gao, *J. Biomater. Sci., Polym. Ed.*, 2016, **27**, 1100–1114.
- 409 X. Xu, S. Shang, Z. Song, S. Cui, H. Wang and D. Wang, *BioResources*, 2011, **6**, 2460–2470.
- 410 G. Wu, Z. Kong, J. Chen, S. Huo and G. Liu, *Prog. Org. Coat.*, 2014, **77**, 315–321.
- 411 H. Si, H. Liu, S. Shang, J. Song, S. Liao, D. Wang and Z. Song, *Prog. Org. Coat.*, 2016, **90**, 309–316.
- 412 H. Si, H. Liu, S. Shang, J. Song, S. Liao, D. Wang and Z. Song, *J. Appl. Polym. Sci.*, 2016, **133**(15), DOI: [10.1002/app.43292](https://doi.org/10.1002/app.43292).
- 413 S. A. Madbouly and J. U. Otaigbe, *Prog. Polym. Sci.*, 2009, **34**, 1283–1332.
- 414 R. D. Toker, N. Kayaman-Apohan and M. V. Kahraman, *Prog. Org. Coat.*, 2013, **76**, 1243–1250.
- 415 C. Zhang, K.-C. Huang, H. Wang and Q. Zhou, *Prog. Org. Coat.*, 2020, **148**, 105855.
- 416 L. Dall Agnol, F. T. G. Dias, H. L. Ornaghi, M. Sangermano and O. Bianchi, *Prog. Org. Coat.*, 2021, **154**, 106156.
- 417 M. Lejars, A. Margaillan and C. Bressy, *Chem. Rev.*, 2012, **112**, 4347–4390.
- 418 J. Pan, Q. Xie, H. Chiang, Q. Peng, P.-Y. Qian, C. Ma and G. Zhang, *ACS Sustainable Chem. Eng.*, 2020, **8**, 1671–1678.
- 419 H. Y. Chiang, J. Pan, C. Ma and P.-Y. Qian, *Biofouling*, 2020, **36**, 200–209.
- 420 S. Sahoo, S. Mohanty and S. K. Nayak, *J. Macromol. Sci., Part A*, 2018, **55**, 36–48.
- 421 P. Carbonell-Blasco, I. Antoniac and J. M. Martin-Martinez, *Key Eng. Mater.*, 2014, **583**, 67–79.
- 422 J. Fu, L. Wang, H. Yu, M. Haroon, F. Haq, W. Shi, B. Wu and L. Wang, *Prog. Org. Coat.*, 2019, **131**, 82–99.
- 423 C.-A. Xu, Z. Qu, M. Lu, H. Meng, Y. Zhan, B. Chen, K. Wu and J. Shi, *Colloids Surf., A*, 2021, **614**, 126146.
- 424 S. Gogolewski, K. Gorna, E. Zaczynska and A. Czarny, *J. Biomed. Mater. Res., Part A*, 2008, **85A**, 456–465.
- 425 J. Li, W. Yang, Z. Ning, B. Yang and Y. Zeng, *Polymers*, 2021, **13**, 3538.
- 426 X. Liu, S. She, W. Tong and C. Gao, *RSC Adv.*, 2014, **5**, 5775–5780.
- 427 J. Shao, C. Yu, F. Bian, Y. Zeng and F. Zhang, *ACS Omega*, 2019, **4**, 2493–2499.
- 428 C. Yu, H. Liu, J. Shao and F. Zhang, *J. Renewable Mater.*, 2022, **10**, 1049–1061.
- 429 J. Jeromenok, W. Böhlmann, C. Jäger and J. Weber, *ChemistryOpen*, 2013, **2**, 17–20.

