

Cite this: *Dalton Trans.*, 2023, **52**, 18118Received 31st July 2023,  
Accepted 8th November 2023

DOI: 10.1039/d3dt02459h

rsc.li/dalton

## Chemical Chartographysis: a contemporary perspective in molecular design and synthesis†

George E. Kostakis 

The use of flexible molecular systems in solution, without strictly controlling their behaviour, has frequently been productive. Their potential could increase by a more holistic view of the reaction(s) process(es) in which they are involved. In this perspective, we introduce a broader approach – “Chemical Chartographysis” – and discuss three projects in detail to illustrate its potential. The topics involve bi-metallic 3d/4f species and coordination compounds built from benzotriazole-based and (a)symmetric salan ligands and focus on catalytic and, in less detail, biological-related examples.

### Introduction

Coordination chemistry explores the synthesis of molecular or infinite entities. These are the products of Lewis acid–base reactions in which a ligand(s) (Lewis base) are covalently bound to a metal atom(s) (Lewis acid). Alfred Werner, the patriarch of Coordination Chemistry, set the barriers and limitations for the design, control and synthesis of such entities.<sup>1,2</sup> These entities exhibit properties as solids or in solution. For the latter case, we use the term “*dynamic system*” to describe processes that require ligand exchange *e.g.*, catalysis or sensing, or *in situ* formation of covalent bonds *e.g.*, chelation therapy, for the function to emerge. Guiding a dynamic system into the correct structural and parameter space subset is challenging. It develops through extensive control experiments relying on chemical intuition. Synthetic strategies have been directed, driven by theory, towards robust and rigid compounds and limited to dynamic systems that are well understood, providing examples with interesting biological<sup>3</sup> and catalytic<sup>4</sup> properties. These strategies have hitherto excluded flexible, labile examples, and property investigations have excluded vital operational parameters, *e.g.*, complex solubility and stability under different conditions, and unprecedented but significant transformations, subsequently confining a significant amount of knowledge. In other words, the potential of dynamic systems hasn't been realised because of the inability to control/understand their behaviour. For example, one-pot, tandem reactions dominate synthetic chemistry,<sup>5</sup> and metal salts ease these organic transformations; however, using well-characterised flexible systems can lead to unprecedented but interesting transformations (see results below).<sup>6</sup>

Also, recent unprecedented findings question Irving–Williams's empirical rule regarding the relative stabilities of bivalent transition complexes, providing flexible molecules to treat metal intoxication.<sup>7</sup>

We propose that the applications of coordination chemistry can be extended by the use of an evidence-based methodology that draws on two new sources:

- (a) data collected by the latest analytical techniques
- (b) archived crystallographic data and detailed measurements of physical properties on systems similar to those under study.

Both categories are made available by the rapid increase in computer power. Both correlations are examples of *systematisation*, *i.e.*, they systematically set present data in the context of previous information.

Systematization in Coordination Chemistry has been inextricably linked with Graph Theory to explain or predict structures.<sup>8,9</sup> This is based on vertices and links and is used in many areas of physics and mathematics. The implementation of Graph Theory in the early stages of systematic advances in infinite entities was the key to their description and, subsequently, their synthesis. In less than three decades, industrial zeolitic catalysts were replaced by metal–organic frameworks.<sup>10</sup> At the beginning of our work, we envisaged that Graph Theory would be beneficial to understanding the properties of dynamic systems. However, at the molecular level, dynamic systems are more complicated. As our studies progressed, we found that *systematisation is required not to explain or predict structures but to classify operational parameters for every individual dynamic system*. To facilitate the discovery process, we borrow from Graph Theory the term *topology*, *viz.*, *the description and study of the specific spacial functionality of a molecular entity*. We introduce an extended, complementary, more logical, evidence-based methodology called *Chemical Chartographysis*. The Greek “Χημική Χαρτογράφηση” from which this word is derived implies that the ‘map writing’ for a par-

Department of Chemistry, School of Life Sciences, University of Sussex, Brighton, BN1 9QJ, UK. E-mail: G.Kostakis@sussex.ac.uk

† In memory of Prof Nick Hadjiliadis.





Fig. 1 A three-interacting wheel explanation process of Chemical Chartography (left) and an arrow-based design, reactivity and control studies figure to rationalise the property of a dynamic system (right).

ticular dynamic system is systematically refreshed (Fig. 1). It draws on methodologies and insights from classical Coordination Chemistry, and applications are found in organic synthesis and biological chemistry.

Some of its essential features are shown in bold. It

(a) uses equivalent topological systems or motifs and describes them as **isoskeletal**,<sup>11</sup>

(b) considers every dynamic system individually. Information about unsuccessful or unexpected control experiments is not discarded; it is made available for related studies in the future.

(c) exploits compositional parameters and correlates structure and property (Structure–Activity Relationship; SAR).

(d) contains compounds with a range of similar-sized metals (**metal independence**). In some cases, it may be possible to vary the oxidation state of the metal throughout a reaction.

(e) requires ligands that can coordinate similarly, and their variation should not alter the motif (**ligand independence**),

(f) accounts for other species that lie outside the topologically defining unit; this includes solvents of solvation, substrates and anions (**coordination geometry independence**),

(g) can be explored through a variety of spectroscopic techniques in both the solid state and in solution (**structure mapping** and **reaction monitoring**).

A functionality comparison of a set of **equivalent topological** systems will then (a) **rationalise** experimental data without the need for the theory to drive the synthesis but to support the findings and (b) **identify** the reactivity and/or superiority of the studied system. Inactivity or extraordinary performance may be attributed to the components within a data series. Chemical Chartography lacks predictive character when applied in a new dynamic system. However, it can incrementally evolve, and prediction may become evident with increased data population. In this perspective, we detail the results obtained in our group in the last decade, with unavoidable self-citation, to certify the validity of the approach.

## Dynamic systems in bimetallic 3d/4f chemistry, case 1

The magnetic properties of 3d/4f complexes have been extensively studied, underpinning the benefits and challenges of cooperativity between the metal centres.<sup>12–15</sup> In 2014, inspired

by the pioneer works in catalysis,<sup>16,17</sup> we initiated a project to investigate the catalytic efficacy of well-characterised 3d/4f species for Lewis acid-promoted organic transformations.<sup>18</sup> This process is challenging compared to the magnetic studies carried out in the solid state since imminently structural changes (ligand, solvent exchange or transformations) can occur upon desolvation. Our first trial, inspired by Batey's pioneer work,<sup>19</sup> focused on developing heterometallic (3d/4f) moieties to convert furfural, a biomass derivative produced in million-ton quantities annually,<sup>20</sup> into *trans*-4,5-diaminocyclopent-2-enones, a core which is the basis for several natural products (Table 1). This organic transformation proceeds *via* a domino path and generates water as a by-product.<sup>21</sup> Our first effort incorporated weakly coordinating anions to facilitate, if any, ligand-substrate exchange and a tetranuclear heterometallic moiety built from an easy-to-make in gram scale ligand (*E*)-2-(2-hydroxy-3-methoxybenzylidene-amino)phenol ( $H_2L$ )  $\{[Ni_2Dy_2L_4(EtOH)_6](ClO_4)_2 \cdot 2(EtOH) \cdot OCl_4/Ni_2Dy_2\}$ .<sup>22,23,24</sup> Post catalytic reactions, aiming to obtain a holistic understanding of the process and show whether  $OCl_4/Ni_2Dy_2$  retains its structure, we noted an unexpected anion transformation ( $ClO_4^-$  to  $Cl^-$ ), which proved favourable for developing the catalytic protocol. The  $\{[Ni_2Dy_2L_4Cl_2(CH_3CN)_2] \cdot 2(CH_3CN) \cdot Cl/Ni_2Dy_2\}$  derivative outperformed compared to  $Dy(OTf)_3$ <sup>20</sup> and  $OCl_4/Ni_2Dy_2$ . We then expanded our study to investigate the impact of the secondary coordination sphere and a Ln moiety but with insignificant improvement.<sup>25</sup> In 2018, Afonso *et al.*<sup>26</sup> reported a protocol that used  $Cu(OTf)_2$  as the catalyst, which proved inspirational for synthesising the  $\{[Ni_2Dy_2L_4(DMF)_6] \cdot 2(OTf) \cdot 2(DMF) \cdot OTf/Ni_2Dy_2\}$  analogue.<sup>27</sup> The use of the latter species significantly increases the reaction rate (three orders of magnitude less catalyst loading), and the new protocol also applies to primary amines and derivatives of furfural, reasoning our choice to develop this further. Aiming to increase our holistic understanding of this dynamic system behaviour, we (a) provided crystallographic evidence for the Stenhouse salt intermediate and (b) performed theoretical studies which suggested that Lewis acids affect the initial, that is, the ring-opening, path of this domino transformation followed by an energetically barrierless  $4\pi$ -electrocyclization pathway.<sup>27</sup> Control experiments prove the negligible contribution of the Ni moiety,<sup>25</sup> therefore, based on the evidence we collected from these studies, we envisage the metal (Dy) and anion



**Table 1** Method comparison of catalytic efficacy of X-Ni<sup>II</sup>Dy<sup>III</sup><sub>2</sub> species and state-of-the-art catalysts

	<b>OCl<sub>4</sub>-Ni<sup>II</sup><sub>2</sub>Dy<sup>III</sup><sub>2</sub></b>	<b>Cl-Ni<sup>II</sup><sub>2</sub>Dy<sup>III</sup><sub>2</sub></b>	<b>OTf-Ni<sup>II</sup><sub>2</sub>Dy<sup>III</sup><sub>2</sub></b>
Compound	Dy(OTf) <sub>3</sub>	OCl <sub>4</sub> -Ni <sup>II</sup> <sub>2</sub> Dy <sup>III</sup> <sub>2</sub>	Cl-Ni <sup>II</sup> <sub>2</sub> Dy <sup>III</sup> <sub>2</sub>
Catalyst loading (%)	10	10	1
Temperature	80 °C	80 °C	r.t.
Solvent	CH <sub>3</sub> CN	CH <sub>3</sub> CN	CH <sub>3</sub> CN
Secondary amines (Y/N)	Y	Y	Y
Primary amines (Y/N)	N	Not applicable	Y
Time	16 h	16 h	2 h
Ref.	19	22	22

	<b>Cu(OTf)<sub>2</sub></b>	<b>OTf-Ni<sup>II</sup><sub>2</sub>Dy<sup>III</sup><sub>2</sub></b>
Compound	Cu(OTf) <sub>2</sub>	OTf-Ni <sup>II</sup> <sub>2</sub> Dy <sup>III</sup> <sub>2</sub>
Catalyst loading (%)	1	0.01
Temperature	r.t.	r.t.
Solvent	H <sub>2</sub> O	Solventless
Secondary amines (Y/N)	Y	Y
Primary amines (Y/N)	N	Y
Time	1 min	40 min
Ref.	26	27

(OTf) cooperatively contribute to promoting this transformation and given the exciting recent advances in this field,<sup>28,29</sup> more detailed studies are required to elucidate this mechanism fully.

## Dynamic systems in bimetallic 3d/4f chemistry, case 2

We synthesised the isostructural compounds formulated as [Zn<sup>II</sup>Ln<sup>III</sup>L<sub>4</sub>(NO<sub>3</sub>)<sub>2</sub>(DMF)<sub>2</sub>] where Ln is Y (**ZnY**), Sm (**ZnSm**), Eu (**ZnEu**), Gd (**ZnGd**), Dy (**ZnDy**), Tb (**ZnTb**) and Yb (**ZnYb**) and tested their efficacy for the reaction between indole and benzaldehyde to provide the corresponding bis-indole.<sup>30</sup> All compounds behave as Lewis Acids and catalyse the reaction at the same rate. However, aiming to obtain a holistic understanding of the process, we used the **ZnY**, **ZnDy** and **ZnGd** species to map the solid and solution structures and underpin mechanistic evidence for the organic transformation. ESI-MS data for the three compounds provided mono- and di-cationic fragments with perfect isotropic distributions. EPR studies of **ZnGd** in both solid and solution phases indicate that Gd<sup>III</sup> ion retains its coordination environment in solution. <sup>1</sup>H NMR studies of the diamagnetic **ZnY** in solution show all characteristic peaks consistent with the solid-state structure, whereas variable temperature studies exclude complex decomposition. All these notions suggested that the tetranuclear entities retain

their structure in the solution upon desolvation. Due to solubility issues, efforts to monitor the organic transformation and structural changes on the core of the tetranuclear entity *via* NMR proved insufficient. In contrast, UV-Vis studies of the bimetallic entities and the substrates identified that the aldehyde binds to Ln over Zn. Considering all these data and based on control experiments, we proposed a mechanistic pathway involving hemiketal formation. We then substituted the ligands and altered the transition element, retaining the tetranuclear core unaltered to expand our work on investigating the use of similar species as cooperative catalysts for highly diastereoselective Michael addition reactions (Fig. 2, left).<sup>31</sup> Ligand modification does not impact the catalytic efficacy; however, tuning the metal centres has provided evidence that two metal centres act cooperatively to orchestrate these rapid and highly diastereoselective reactions. NMR, UV-Vis and EPR (Fig. 2, right) studies confirm structural integrity in the solution. Given the proximity of the two Lewis acidic metal centres in these structures, we proposed a cooperative mechanistic path.

## Dynamic systems in one-dimensional coordination polymers, case 1

In 2011, Leong and Vittal reviewed the complexity and diversity in structure properties and application of one-dimensional





**Fig. 2** (Left) The Michael addition reaction between barbituric acid and nitrostyrene (right) the EPR data, in solution, of the ZnGd analogue in a catalytic amount 2.5 : 100 : 100 and fitting (red line) indicating the structural integrity. Adapted with permission from ref. 31. Copyright 2017 American Chemical Society.

coordination polymers, which proved inspirational for our work.<sup>32</sup> The outcome of a complexation reaction of a previously unknown ligand and a metal salt is unpredictable, and the formation of several products is favourable. Several studies are required to set rules, limitations and barriers to their coordination chemistry. We investigated the coordination chemistry of the previously unknown neutral ligands shown in Table 2. And we studied the applications of the corresponding coordination compounds for the following reasons: (a) benzotriazole is an inexpensive redox heterocycle widely popular in organic and coordination chemistry,<sup>33,34</sup> thus, the ligands can be produced on a multigram scale, and several control experiments can be performed to enhance our understanding, (b) introducing the xyl-CH<sub>2</sub> moieties imposes limited flexibility, thus restricting the numerous configurations of the formed coordination compounds and (c) the set of the chosen ligands imposes electronic effects that may affect the studied property. All the ligands can be synthesised in one high-yielding step, and we investigated their coordination behaviour with Cu<sup>II</sup> salts.<sup>6,35,36</sup> As anticipated, some ligands and coordination compounds exhibit tautomerism (for example, **L1T** Table 2) in the solid and solution phases, resulting from differentiating the synthetic protocols.<sup>37,38</sup> However, we aimed to isolate ligands **L1–L5**, not the tautomer, and perform complexation reactions under the same conditions to isolate the topological equivalent components. These ligands can coordinate similarly, therefore, we screened the impact of several parameters on the final motif, *i.e.* metal salt, metal–ligand ratio, temperature and solvent. Table 2 summarises data for twelve compounds, which crystallise between two to seven days. Weakly binding anions result, in principle, in an octahedral geometry, in which the axial positions are occupied by solvent or anion moieties and the equatorial positions by four different ligands. Different morphologies are obtained when strongly or medium coordinating anions are used. The plurality in coordination modes and the coordination geometries signify the level of difficulty in controlling the synthesis and behaviour of these

systems. We attempted to map the solid and solution structures with EPR<sup>35</sup> and UV-Vis. However, solvation immediately changes the dynamic structure; therefore, we abandoned further attempts as time and resource-consuming. Given the challenging task of obtaining only one product from these very complicated systems, we decided to use only the crystallised forms, not the bulk powder formed from these reactions, for the catalytic studies.<sup>6,36,39,40</sup>

Our first, not chronologically communicated, diagnostic effort focused on exploring the unconventional use of compounds (Table 2, entries 1–8) in promoting the multicomponent amine, aldehyde, alkyne (A<sup>3</sup>) coupling reaction (Scheme 1, upper).<sup>35</sup> This organic transformation involves an *in situ* imine formation with concomitant activation of the alkyne to yield the propargylamine, and it is well established to be promoted by Cu<sup>I</sup> species.<sup>41</sup> Our protocol required elevated temperatures, thus prohibiting monitoring with EPR, and the triflate component (entry 8) surpasses perchlorate (entry 1). Cyclic voltammetry of [Cu<sup>II</sup>(**L1**)<sub>2</sub>(OTf)<sub>2</sub>] identified a reversible one-electron redox process. Given the required high loadings (5%) to promote the reaction, we proposed a possible mechanism with an *in situ* generated Cu<sup>I</sup> species. To validate the *in situ* Cu<sup>I</sup> generation notion, we performed a diagnostic study against the benchmark click reaction between alkyne and azide, and [Cu<sup>II</sup>(**L1**)<sub>2</sub>(OTf)<sub>2</sub>] proved more efficient (Scheme 1, lower).<sup>36</sup> Ligands **L2** and **L3** can coordinate similarly to **L1**, but their complexation reactions with the same metal salt yielded compounds of different dimensions, and coordination geometry, which performed poorly. This result signifies that the substitution impacts the performance due to structural differentiation and/or electronic effects. The performance of compounds formed by ligands **L4** and **L5** (the coordination compounds can be considered isostructural) was moderate, indicating possible electronic effects as the source of the different behaviour. Several scenarios (structural configurations) can be in place to promote this click reaction, but the *in situ* genesis of a {Cu<sup>I</sup>L<sub>x</sub>} species at elevated temperatures became evident.



Table 2 Structural summary of compounds formed with ligands L1–L5

Entry	Compound	Ligand	Coordination mode	Metal salt	Geometry of M(II)	Dimension
1	[Cu <sup>II</sup> (L1) <sub>2</sub> (MeCN) <sub>2</sub> ]:2(ClO <sub>4</sub> )·MeCN	L1	A	Cu(OCl <sub>4</sub> ) <sub>2</sub> ·6H <sub>2</sub> O	I	1D
2	[Cu <sup>II</sup> (L1)(NO <sub>3</sub> ) <sub>2</sub> ]:MeCN	L1	A	Cu(NO <sub>3</sub> ) <sub>2</sub>	II	2D
3	[Zn <sup>II</sup> (L1) <sub>2</sub> (H <sub>2</sub> O) <sub>2</sub> ]:2(ClO <sub>4</sub> )·2MeCN	L1	A	Zn(ClO <sub>4</sub> ) <sub>2</sub> ·6H <sub>2</sub> O	I	1D
4	[Cu <sup>II</sup> (L1) <sub>2</sub> Cl <sub>2</sub> ] <sub>2</sub>	L1	B	CuCl <sub>2</sub>	III	0D
5	[Cu <sup>II</sup> (L1) <sub>2</sub> Cl <sub>10</sub> ]	L1	C	CuCl <sub>2</sub>	IV & V	2D
6	[Cu <sup>II</sup> (L1) <sub>4</sub> Br <sub>2</sub> ]:4MeCN·(Cu <sup>II</sup> Br <sub>6</sub> )	L1	D	CuBr <sub>2</sub>	VI	0D
7	[Cu <sup>II</sup> (L1) <sub>2</sub> (MeCN) <sub>2</sub> ]:2(BF <sub>4</sub> )	L1	A	Cu(BF <sub>4</sub> ) <sub>2</sub>	I	1D
8	[Cu <sup>II</sup> (L1) <sub>2</sub> (OTf) <sub>2</sub> ]	L1	A	Cu(OTf) <sub>2</sub> ·H <sub>2</sub> O	VII	1D
9	[Cu <sup>II</sup> (L2) <sub>4</sub> (H <sub>2</sub> O) <sub>2</sub> ]:4(OTf)·4Me <sub>2</sub> CO	L2	A	Cu(OTf) <sub>2</sub> ·H <sub>2</sub> O	VIII	0D (dimer)
10	[Cu <sup>II</sup> (L3) <sub>4</sub> (OTf) <sub>2</sub> ]:2(OTf)·Me <sub>2</sub> CO	L3	A	Cu(OTf) <sub>2</sub> ·H <sub>2</sub> O	IX	0D (dimer)
11	[Cu <sup>II</sup> (L4)(MeCN) <sub>2</sub> (OTf) <sub>2</sub> ]	L4	A	Cu(OTf) <sub>2</sub> ·H <sub>2</sub> O	X	1D
12	[Cu <sup>II</sup> (L5) <sub>2</sub> (OTf) <sub>2</sub> ]	L5	A	Cu(OTf) <sub>2</sub> ·H <sub>2</sub> O	VII	1D

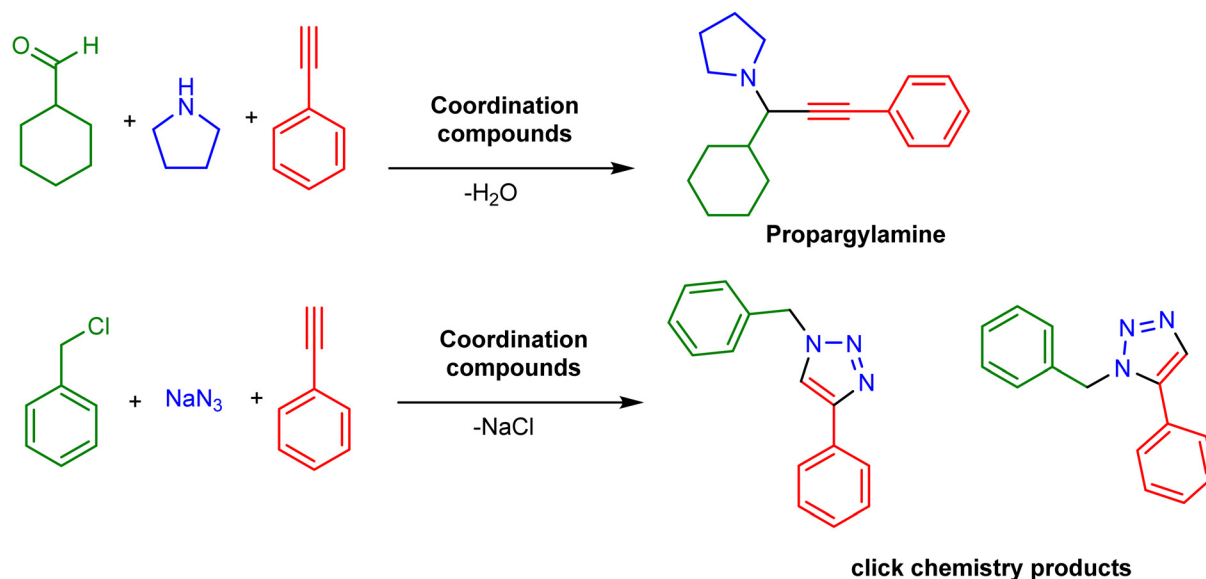
## Dynamic systems in one-dimensional coordination polymers, case 2

The use of the compounds mentioned above found a good application in the following two examples. We used this family of compounds to catalyse a multicomponent reaction that involves aldehyde, amine, and nitrostyrene to synthesise pyrroles (Fig. 3).<sup>39,40</sup> From the organic perspective, the protocols apply in an extended scope; however, from the Chemical Chartography point of view, that is, the holistic view mentioned earlier, the control experiments suggest that compound [Cu<sup>II</sup>(L1)<sub>2</sub>(OTf)<sub>2</sub>] outperformed. It minimises by-product(s) formation and provides the anticipated products in yields over

85%. It is worth noting that (a) the control experiments with the metal salts and our compounds used a 20% and 1% loading, respectively, and (b) these reactions can be self-catalysed; however, using our compounds, efficacy significantly improves. The reactions are performed at elevated temperatures; thus, monitoring is inconvenient. However, we aim to develop a protocol that works at room temperature to underpin the input of every component in this reaction.

The second example relates to the unprecedented multicomponent synthesis of dihydropyridines, a product of the reaction 1,2-bis((*E*)-4-methylbenzylidene) hydrazine (azine) and (*m*)ethyl propiolate (Fig. 4).<sup>6</sup> The reaction of these two substrates provides two products: product A is the result of the presence of Cu source, which we call the catalytic product





**Scheme 1** The two organic transformations that we tested the efficacy of compounds listed in Table 2.

(Fig. 4) and product **B**, the non-catalytic, which is the result of the organic transformation that can occur at elevated temperatures (Fig. 4). Control experiments suggest that copper salts yield unknown products or decompose the starting material. We tested three compounds and various metal salts. Compounds  $[\text{Cu}^{\text{II}}(\text{L1})_2(\text{MeCN})_2] \cdot 2(\text{ClO}_4) \cdot \text{MeCN}$  and  $[\text{Zn}^{\text{II}}(\text{L1})_2(\text{H}_2\text{O})_2] \cdot 2(\text{ClO}_4) \cdot 2\text{MeCN}$  are isoskeletal, altering only the metal centre ( $\text{Cu}^{\text{II}}$  to  $\text{Zn}^{\text{II}}$ ), whereas, compound  $[\text{Cu}^{\text{II}}(\text{L1})(\text{NO}_3)_2] \cdot \text{MeCN}$ , exhibits different coordination geometry and dimensionality. To our surprise, the reaction is promoted only by  $[\text{Cu}^{\text{II}}(\text{L1})_2(\text{MeCN})_2] \cdot 2(\text{ClO}_4) \cdot \text{MeCN}$ , in moderate yields. In contrast, the reaction with the  $\text{Zn}^{\text{II}}$  analogue yields the non-catalytic product. The substrates remain intact when  $[\text{Cu}^{\text{II}}(\text{L1})(\text{NO}_3)_2] \cdot \text{MeCN}$  is used. The reactivity ceases when substituted, -at the *ortho*-position azines are incorporated-, imposing strong covalent (6-membered chelated ring, see Fig. 4 bottom right) Cu-azine bonding. The use of asymmetric azines, gave the expected products, suggesting they do not dissociate during the catalytic reaction. In contrast, the use of electron-donating additives retard the reaction. The functionality comparison of this set of equivalent topological systems rationalises the experimental data and suggests that covalent bonding of the substrate(s) to the Cu centre is vital. Notably, post-catalysis, we isolated and crystallographically characterised a yellow solid formulated as  $[\text{Cu}^{\text{I}}\text{L1Cl}]$ , which is catalytically inactive. This finding indicates that during the organic transformation,  $\text{ClO}_4^-$  converts to  $\text{Cl}^-$ ; this anion transformation was observed in 3d/4f case 1 study. We envisage that  $\text{Cl}^-$  binds to the *in situ* generated  $\text{Cu}^{\text{I}}$  species, thus terminating the catalytic process and explaining the moderate yields.<sup>42</sup> More evidence and, if possible, reaction monitoring are required to validate the mechanism, and these studies are currently investigated.

## Dynamic systems in hybrid Cu-benzotriazole-pyridine systems

Inspired by the results mentioned above and identifying the numerous problems imposed by the flexible character of these dynamic systems, we embarked on investigating the use of other benzotriazole ligands. We focused on the coordination chemistry of the less investigated hybrid bidentate 1-(2-pyridyl)benzotriazole (**pyb**, Fig. 5, left),<sup>43</sup> which was proved to be more electron-deficient when compared with that of 2,2'-bipyridine (**bpy**).<sup>44</sup> We synthesised *trans*- $[\text{Cu}^{\text{II}}(\text{OTf})_2(\text{pyb})_2]_2(\text{CH}_3\text{CN})$  (Fig. 5 left), in which  $\text{Cu}^{\text{II}}$  sits in the centre of an almost ideal octahedron and adopts a *trans* geometry, whereas the **bpy** analogue gives compound *cis*- $[\text{Cu}^{\text{II}}(\text{OTf})_2(\text{bpy})_2]$  (Fig. 5, left) in which the  $\text{Cu}^{\text{II}}$  centre adopts a *cis* geometry. The compound *trans*- $[\text{Cu}^{\text{II}}(\text{OTf})_2(\text{pyb})_2]_2(\text{CH}_3\text{CN})$  enables the  $\text{A}^3$  coupling in 1% loading, at room temperature and under  $\text{N}_2$  atmosphere; however, this is not feasible when the *cis*- $[\text{Cu}^{\text{II}}(\text{OTf})_2(\text{bpy})_2]$  species is used. From the Chemical Chartography point of view, the holistic approach in investigating this dynamic system indicates that the stereochemistry of the pre-catalyst and the nature of the *N,N'*-bidentate ligand are essential parameters to consider when designing such molecules. An extensive set of control experiments suggested the *in situ* generation of a catalytic active  $[\text{Cu}^{\text{I}}(\text{OTf})(\text{pyb})]$  species (Fig. 5, right).

## Dynamic systems in Cu-salen systems

Inspired by well-characterised  $\text{Cu}^{\text{II}}$ -salen complexes that efficiently catalysed the  $\text{A}^3$  coupling reaction at elevated temperatures,<sup>45,46</sup> we investigated this dynamic system and obtained mechanistic evidence to ease the process. We chose a well-known framework<sup>47</sup> and repurposed its use for the following reasons: (a) this framework is known to generate radicals,



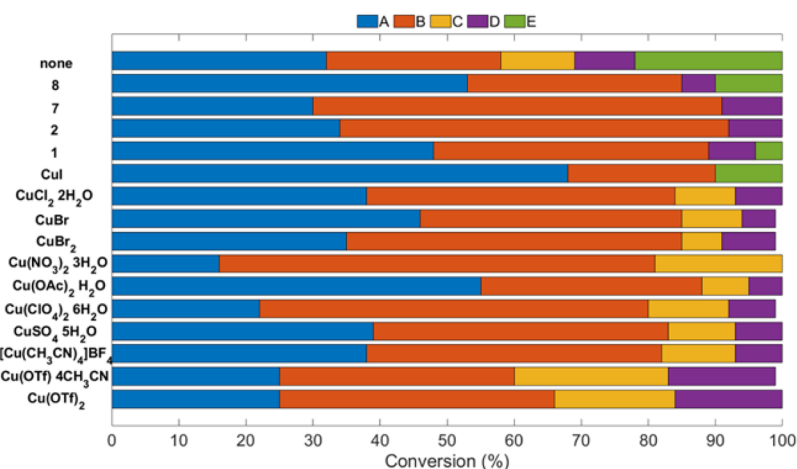
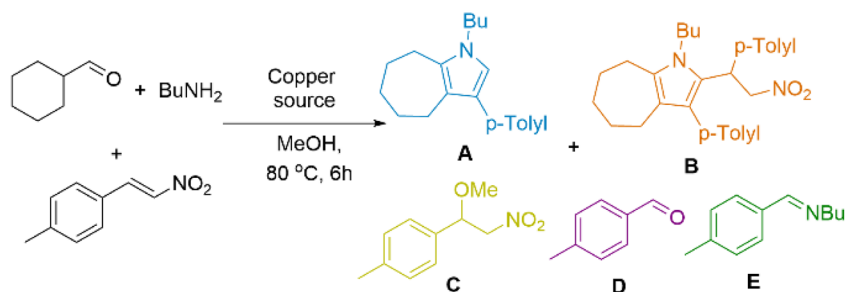
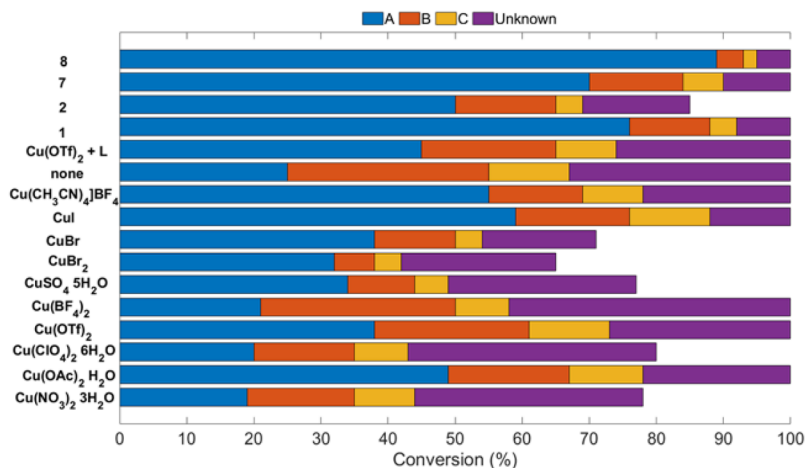
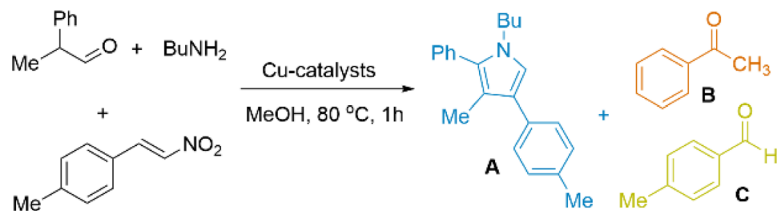
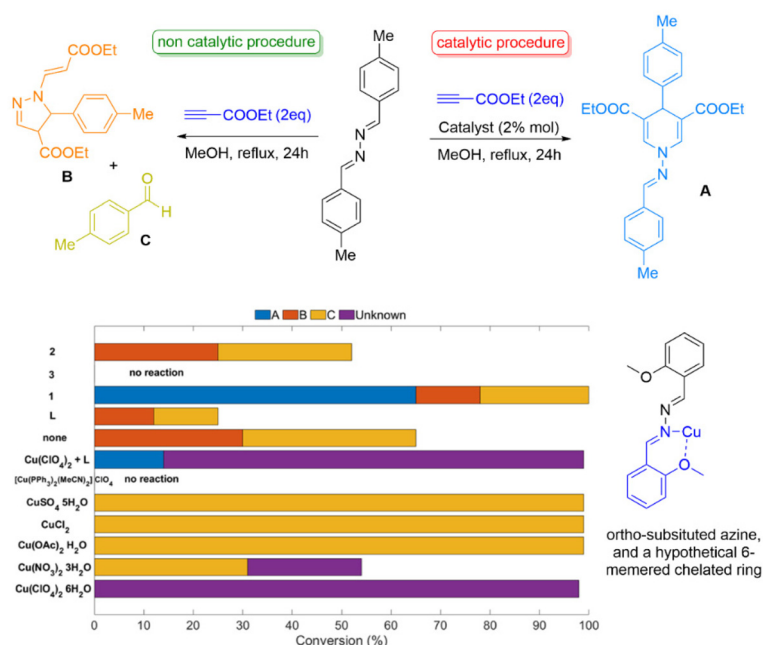


Fig. 3 Control experiments for synthesising poly-substituted (upper) and seven-membered ring fused (lower) pyrroles. 1, 2, 7 and 8 correspond to entry numbers of Table 2.

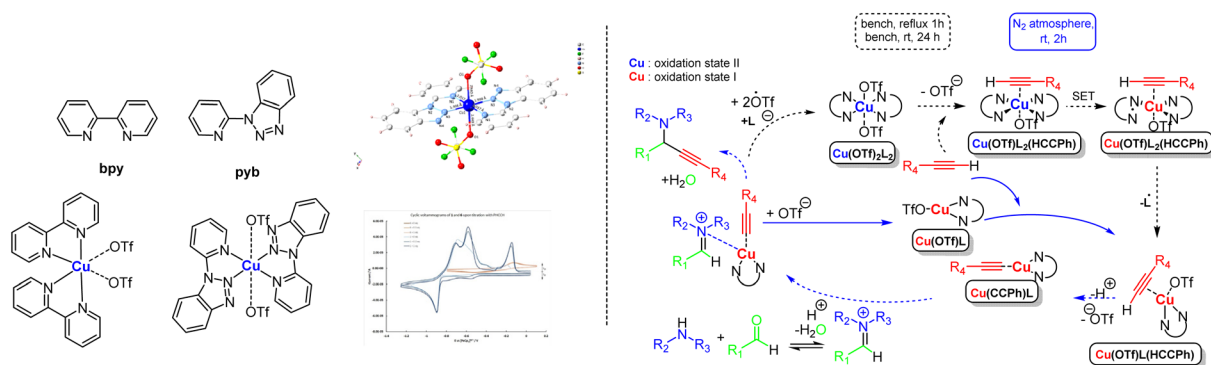
a process that would be helpful for the reduction of the metallic centre from Cu<sup>II</sup> to Cu<sup>I</sup>, (b) the complex is neutral so we can discard anion transformation, (c) the use of the *tert*-butyl groups has a twofold character; to prevent self-polymerisation<sup>48</sup>

and to increase solubility for organic solvents, aiming to use a non-coordinating solvent for the catalytic reaction. We followed already-known protocols to synthesise the chiral Cu<sup>II</sup> complex (CuL6) (Fig. 6) where H<sub>2</sub>L6 is ligand formed from the





**Fig. 4** Control experiments for the synthesis of dihydropyridines. **1** corresponds to  $[\text{Cu}^{\text{II}}(\text{L}1)_2(\text{MeCN})_2] \cdot 2(\text{ClO}_4) \cdot \text{MeCN}$ , **2** to  $[\text{Zn}^{\text{II}}(\text{L}1)_2(\text{H}_2\text{O})_2] \cdot 2(\text{ClO}_4) \cdot 2\text{MeCN}$  and **3** to  $[\text{Cu}^{\text{II}}(\text{L}1)(\text{NO}_3)_2] \cdot \text{MeCN}$  (see Table 2 for more info).



**Fig. 5** The complex and the proposed interlinked mechanism. Adapted with permission from ref. 43. Copyright 2021 Wiley Materials.

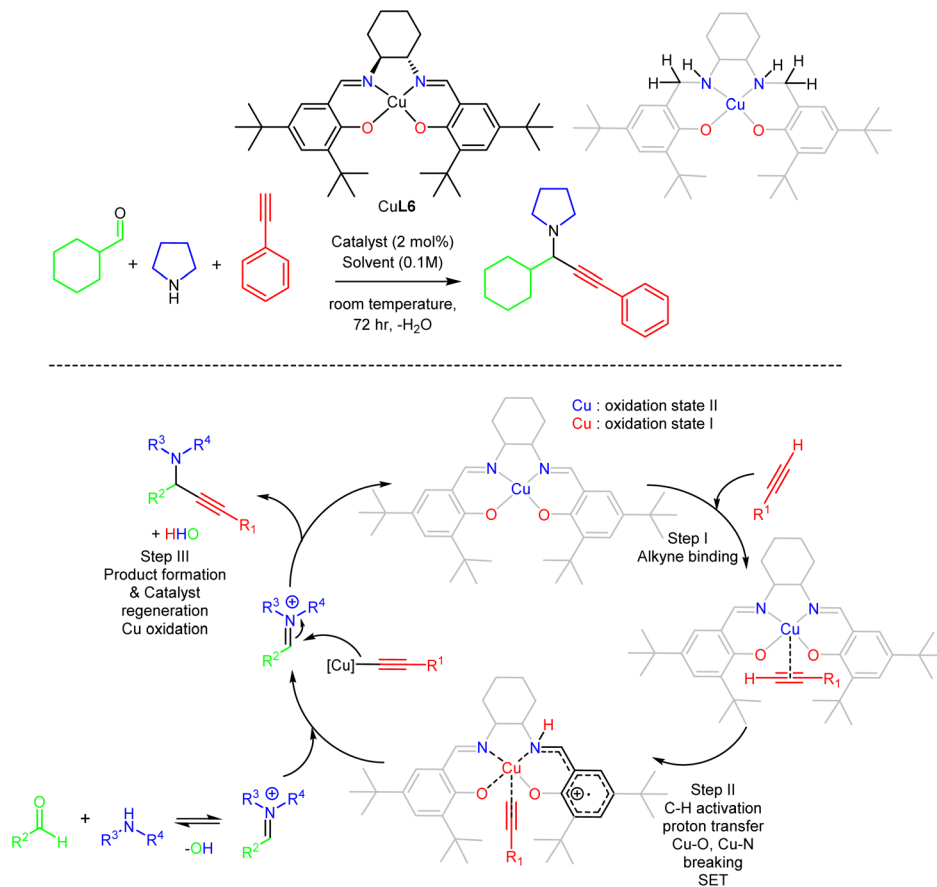
condensation reaction of (1*S*,2*S*)-(–)-1,2-diaminocyclohexane with two equivalents of 3,5-di-*tert*-butyl-2-hydroxybenzaldehyde, in bulk and perform extensive control experiments and screenings.<sup>49</sup> We developed two protocols, one under microwave conditions and one in the open air at room temperature, providing twenty propargylamines in excellent yields. In the latter protocol, the reactions are complete in 72 hours and depend on concentration. Reactions under N<sub>2</sub> or Ar atmosphere yield the targeted propargylamines in the same yield as the reaction in the open air, indicating that atmospheric oxygen is not involved in the reaction. The recovered complex retained its structure and activity after ten runs (shown by single crystal X-ray diffraction). The reaction in the presence of a radical additive trap, TEMPO, failed to give the final product; this reaction was repeated four times to justify the notion, all giving the same response. Then, we synthesised the salan

derivative (shown in grey in Fig. 6), which also promoted the reaction in excellent yields. All these experiments with the use of topological equivalent compounds identified that vital to the success of this protocol is the use of the phenoxido salen-based ligand, which orchestrates topological control permitting alkyne binding with concomitant activation of the C–H bond, the rate-determining step, and simultaneously acting as template temporarily accommodating the abstracted acetylenic proton, and continuously generating, *via in situ* formed radicals and Single Electron Transfer (SET) mechanism, of a transient Cu<sup>I</sup> active site to facilitate this transformation. Theoretical calculations further supported our mechanistic proposition.

From the coordination chemistry perspective, we established a convenient route to access asymmetric salan and salen frameworks in bulk.<sup>50</sup> This route yielded several tetradentate asymmetric Cu<sup>II</sup> salen/salan complexes, which were







**Fig. 6** The proposed  $A^3$  coupling mechanism with the tetradentate-based  $Cu^{II}$  complex. Adapted from ref. 49 with permission from The Royal Society of Chemistry.

found to promote the  $A^3$  coupling reaction at the same rate and suggested mere electronic and/or steric effect(s) accounted for the rate. We concluded that using tetradentate salen frameworks is the limiting factor to improving catalytic efficacy, possibly because the ligand saturates the coordination sphere of the metal centre, and we hypothesised that a  $Cu^{II}$  complex built from a tridentate ligand and weakly coordinating anion would be an ideal component to overcome this obstacle and increase the reaction rate. With this in mind, we synthesised compound  $[Cu_2^{II}(L7)_2(\mu_2-Cl)Cl]$  in gram scale, where L7 is the anion of *trans*-2-(Aminocyclohexyl(imino)methyl)-4,6-di-*tert*-butylphenol, to permit extensive control experiments (Fig. 7).<sup>51</sup> Single crystal structure determination suggests the presence of a dimeric species, with the chlorides acting as bridges in the solid state. However, upon dissolution in DCM, the compound exists in a monomeric  $[Cu^{II}L7Cl]$  (85%), – dimeric (15%) equilibrium and treatment with phenylacetylene populates the monomeric species. This compound promotes the  $A^3$  reaction in 16 hours; however, this dynamic system is now sensitive to atmospheric oxygen; so, reactions should be carried out under  $N_2$  or Ar balloons. Monitoring, with EPR, of the complex/phenylacetylene interaction identifies the *in situ* transient radical generation, whereas monitoring with IR, identifies a weakening of the C–H alkyne bond. Finally, post-catalysis, crys-

tallographic studies confirmed the framework's stability and showed that the metal centre preserves its oxidation state. From the organic perspective, this unusual C–H activation method is applicable for late stage functionalization of important bioactive molecules. We envisage that the radical initiates an alkyne C–H bond activation process *via* a four-membered ring ( $Cu^{II}-O \cdots H-C_{alkyne}$ ) intermediate. In all, the functionality comparison of these non equivalent topological systems (Fig. 6 & 7) suggest the design of the ligand (number of heteroatoms) was the key to minimizing the time of the reaction).

The second part of this perspective focuses on the biological aspects of Chemical Chartography.

## Dynamic systems in 3d/4f species and peptidic systems

Building on our results on bimetallic 3d/4f systems that retain their structure in solution, we investigated their ability to form covalent complexes with biomolecules.<sup>52</sup> Hexapeptides have been particularly useful in forming highly ordered amyloid cores, and a cross- $\beta$  structural model for the self-assembling peptide sequence HIS-TYR-PHE-ASN-ILE-PHE (HYFNIF) has been proposed.<sup>53</sup> This amyloid-forming peptide contains





Fig. 7 The proposed  $A^3$  coupling mechanism with the tridentate-based  $Cu^{II}$  complex. Adapted from ref. 51 with permission from Copyright 2021 American Chemical Society.

groups ideal for functionalisation, including histidine residues, the most widely studied in coordination chemistry, due to their presence in vital metalloproteins.<sup>54</sup> We considered the centrosymmetric  $Zn_2Dy_2$  entity an ideal multimetal group to bind with histidine or tyrosine-containing biomolecules. It comprises organic ligands which partially saturate the coordination environment of all metal centres, and the metal centres in the  $Zn_2Dy_2$  unit are quite close (3.3 Å). Dy is oxophilic, and Zn can coordinate to N-atoms, thus permitting either the Zn (**A**), or Dy (**B**) or both (**A & B**) centres to bind to one or two positions in the biomolecule (Fig. 8, left). A range of techniques suggests that despite the significant flexibility the  $Zn_2Dy_2$  moiety possesses, and the use of protic solvent for the assembly, successful binding to the HYFNIF fibril is achieved. The architecture of the HYFNIF fibril remains unchanged as a core template. The success of the proposed methodology is attributed to the limited coordination sites in the  $Zn_2Dy_2$  entity available for coordination with HYFNIF and the presence of the

N-donor histidine groups. Lastly, we showed that the functionalized  $HYFNIF-Zn_2Dy_2$  entity behaves as a Lewis acid.

## Dynamic systems in 3d/4f species for amine sensing

Swager<sup>55</sup> on a square Pd complex and Song<sup>56</sup> on an octahedral Rh complex (Fig. 9) described a  $^{19}F$  chemosensory method to detect multiple chiral amines. Both methods depend on a host-guest complex through interaction between a chiral substrate sample and a chiral detector molecule that transfers chiral information and induces a change in the chiral environment, which is observed as split signals of precise chemical shifts in the corresponding NMR spectrum. The broad detection window of  $^{19}F$  NMR gives easily distinguishable split signals and narrow overlapping resonances, increasing spectral resolution and providing simple deconvolution of compli-



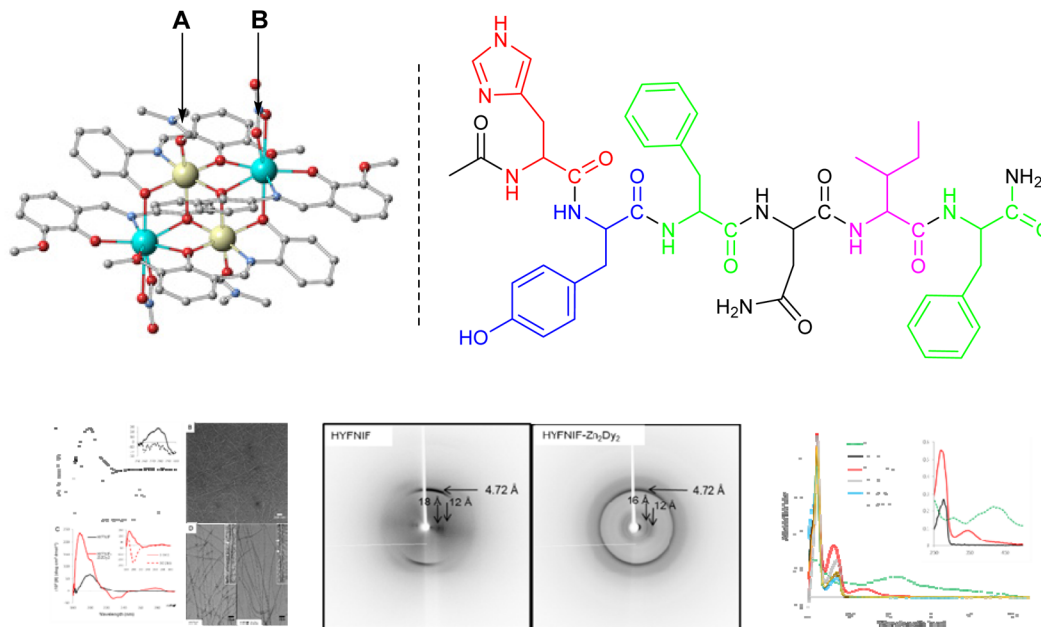


Fig. 8 The  $\text{Zn}_2\text{Dy}_2$  molecule and HYFNIF and characterisation of the resulting entity. Adapted with permission from ref. 52 with permission from The Royal Society of Chemistry.



Fig. 9 Previously known complexes built from non-labile complexes and the  $\text{F-Co}_3\text{Y}^{\text{III}}$  propeller-shaped complex that senses some amines *via* a very slow ligand substitution process. Adapted from ref. 60 with permission from Copyright 2023 American Chemical Society.

cated spectra. Following these results and given our excellent understanding of 3d/4f dynamic systems, we thought that the introduction of several F-antenna into a propeller-shaped bimetallic molecule,<sup>57–59</sup> and synthesis of the  $\text{F-Co}_3\text{Y}^{\text{III}}$  analogue, would represent an ideal platform for amine sensing.<sup>60</sup> Our hypothesis was based on the following points: (a) the high ionic radii of 4f ions make it difficult to control ligand exchange with solvent-substrates. (b) Amines are known to coordinate to lanthanide metal centres in organic media,<sup>61,62</sup> (c) the usual coordination geometry of the Co centres is realised, and the 4f ion is captured in a trigonal antiprism, which limits access to solvent-substrate molecules *via* only

axial sites, thus replicating the coordination sphere of the non-labile Pd and Ru analogues.<sup>55,56</sup> The  $\text{F-Co}_3\text{Y}^{\text{III}}$  complexes are air-stable and easy to make, built from non-toxic and inexpensive metals and retain their structure in the solution for a prolonged period. Extensive control experiments, further supported by theoretical calculations, suggest that the complex can sense a specific type of analyte bearing an  $\text{NH}_2\text{CX-CH}_X\text{-OH}$  sequence *via* a dynamic ligand exchange mechanism (Fig. 9, bottom right). The method has a limited analyte scope but imposes an extreme sensor: analyte ratio (1:20 or 1:50) and broad sensing windows (8 ppm over 0.8 ppm, as seen in other studies), which are better than those for other tech-





**Fig. 10** A comparison of the known tetradentate ligands and salpyran and species distribution of the Cu:salpyran dynamic system in 1 : 1 ratio at a different solvent system, emphasising the solvent impact on species formation. Adapted from ref. 68 with permission from Copyright 2021 American Chemical Society.

niques. In all, the functionality comparison of these equivalent topological systems suggests that these systems should be possible to detect and recognize organic or biological molecules bearing this specific motif at millimolar concentrations.

## Dynamic systems in developing Cu selective chelators

The last project relates to developing efficient and selective copper chelators. This challenging task finds applications in several biological (dys)functions. Hureau *et al.* reviewed the pros and cons of several organic scaffolds to selectively bind to Cu ions.<sup>63</sup> The majority of these scaffolds build on hydroxyquinoline frameworks; however we noted that the symmetric tetradentate N<sub>4</sub> Bis(pyridine), (ENDIP),<sup>64</sup> and N<sub>2</sub>O<sub>2</sub> tetrahydro-salen (Salan) ligands<sup>65</sup> have very good selectivity for Cu<sup>II</sup>. When considering a biological application, the organic framework should bear both hydrophilic and hydrophobic groups to permit studies in aqueous media and cell penetration. The salan frame has been decorated with carbohydrate<sup>66</sup> or sulfonate groups,<sup>67</sup> but these frameworks are expected to result in poor Blood Brain Barrier permeability. From the functionality comparison of the previous known dynamic systems and our expertise in accessing asymmetric salan frameworks in bulk,<sup>50</sup> we rationally designed a highly modifiable tetradentate N<sub>3</sub>O

copper chelating scaffold, **Salpyran**. This exhibits selectivity comparable to the *state-of-the-art* components with Cu<sup>II</sup> selectivity over Zn<sup>II</sup> (Fig. 10).<sup>68</sup> Solid and solution studies corroborate variation in coordination behaviour at different pH values but confirm the existence of only one dominant species at physiological pH values in aqueous solutions. Under physiological pH values and anaerobic conditions, the [Cu<sup>II</sup>salpyran]<sup>+</sup> complex remains intact for at least two days, but an oxidation procedure occurs in the presence of H<sub>2</sub>O<sub>2</sub>. Antioxidant studies, including ascorbate, tau, and human prion protein assays, reveal that **Salpyran** prevents the formation of reactive oxygen species from the binary Cu<sup>II</sup>/H<sub>2</sub>O<sub>2</sub> system. Notably, the species distribution of the binary Cu–salpyran system significantly changes when the investigation takes place in a mixture of DMSO–H<sub>2</sub>O (Fig. 10). This notion should be considered when applying any chelator for medical treatment(s). Due to its drug-likeness, desirable coordination behaviour, high hydrophilicity, antioxidant properties, and tunability, **Salpyran** is an alternative scaffold to 8-hydroxy/aminoquinolines for further pharmaceutical development of Cu<sup>II</sup> targeting drugs.

## Features

In the initial steps of our work, use of easy-to-make ligands and complexes allowed us to test the hypothesis and give



enough evidence to support and develop the concept of Chemical Chartography. As the idea matured, it became evident that we could minimise the synthetic time by expanding the number of control experiments using equivalent topological systems. The examples above draw attention to vital points not accounted for when designing a chelator or a complex or catalytic experiment. The lessons, not possible to be digitalised at the moment, learnt by systematising and classifying the operational parameters for every individual system are as follows:

(a) We noted twice, at different paradigms (**Dynamic systems in bimetallic 3d/4f chemistry, case 1** & **Dynamic systems in one-dimensional coordination polymers, case 2**), the conversion of perchlorate to chloride during a catalytic reaction at elevated temperatures; this notion can be vital for the reaction(s) but neglected when drawing organic reactions that occur at elevated temperatures,

(b) The substitution of the benzotriazole moiety (**Dynamic systems in one-dimensional coordination polymers, case 1**) may induce electronic effects affecting the rate of the catalytic reaction, but our evidence suggests the formation of a completely different species compared to the parent-targeted molecules,

(c) The use of metal salts for organic transformations, especially multicomponent reactions, may not always be a panacea; the formation of dihydropyridines is only promoted by the well-characterized 1D polymers (**Dynamic systems in one-dimensional coordination polymers, case 2**),

(d) We noted that the stereochemistry (*trans-cis*) of Cu<sup>II</sup> complexes built by bidentate ligands plays a vital role in the C–H activation (**Dynamic systems in hybrid Cu–benzotriazole–pyridine systems**) of a specific system; this notion may be discovered in other paradigms.

(e) An elegant ligand design may allow the use of Cu<sup>II</sup> complexes for the activation of alkynes at room temperature, in contrast to already known protocols that account Cu<sup>I</sup> species; the recovered complexes identify that the metal centre retains its oxidation state (**Dynamic systems in Cu–salen systems**),

(f) Polynuclear species can be used to sense amines with <sup>19</sup>F NMR, but the mechanism involves a slow ligand exchange process rather than *via* an expected covalent bond formation (**Dynamic systems in 3d/4f species for amine sensing**),

(g) Solvent variation differentiates the species distribution (Fig. 10) when investigating the potentiometric behaviour of a chelator; this notion should be strongly accounted for when aiming to design chelators for treatment/biological purposes (**Dynamic systems in developing Cu selective chelators**).

## Conclusions

Chemical Chartography complements and extends established approaches to molecular design and synthesis. As it systematically draws on data from previous projects – whether used or not in the original context – to inform and shape new areas of interest, it is especially likely to find applications in

blue sky projects. It can potentially repurpose information, thus giving coordination chemistry new pnoea. As the three examples given in this perspective article have demonstrated, current technical advances in characterisation and monitoring both transient species and product composition have made exploration of further similar projects particularly timely. We suggest that Chemical Chartography has the potential to become an evidence-based strategy for synthesis development, not only for systems where isolable intermediates can be characterised, but also for one-pot cascade reactions in solution and reactions on transient biological surfaces.

## Conflicts of interest

There are no conflicts to declare.

## Acknowledgements

The work summarised in this perspective is mainly based on the evidence collected by five talented scientists, the real heroes: Kieran Griffiths, Edward Loukopoulos, Stavroula Sampani and Jack Devonport (PhD) and Gabrielle Audsley (MChem). Ultimate thanks to all collaborators, especially in-house John Spencer, Alfredo Vargas, Louise Serpell, Cristina Pubill-Ulldemolins, and overseas Ioannis Lykakis (Thessaloniki, Greece) and Csilla Kállay (Debrecen, Hungary), who have contributed to receiving evidence and developing this discovery method. Special thanks to John F. C. Turner and David Smith for valuable intellectual discussions that helped the idea mature and develop. We thank the EPSRC (UK, grant number EP/M023834/1) and the University of Sussex for financial support (K. G., E. L., J. D PhD).

## References

- 1 E. C. Constable and C. E. Housecroft, *Chem. Soc. Rev.*, 2013, **42**, 1429–1439.
- 2 G. B. Kauffman, in *Encyclopedia of Inorganic and Bioinorganic Chemistry*, John Wiley & Sons, Ltd, 2011.
- 3 P. Cieslik, P. Comba, B. Dittmar, D. Ndiaye, É. Tóth, G. Velmurugan and H. Wadepohl, *Angew. Chem., Int. Ed.*, 2022, **61**, e202115580.
- 4 M. Okamura, M. Kondo, R. Kuga, Y. Kurashige, T. Yanai, S. Hayami, V. K. K. Praneeth, M. Yoshida, K. Yoneda, S. Kawata and S. Masaoka, *Nature*, 2016, **530**, 465–468.
- 5 E. V. Van Der Eycken and U. K. Sharma, *Multicomponent Reactions towards Heterocycles*, Wiley, 2021.
- 6 M. Kallitsakis, E. Loukopoulos, A. Abdul-Sada, G. J. Tizzard, S. J. Coles, G. E. Kostakis and I. N. Lykakis, *Adv. Synth. Catal.*, 2017, **359**, 138–145.
- 7 D. Ndiaye, P. Cieslik, H. Wadepohl, A. Pallier, S. Mème, P. Comba and É. Tóth, *J. Am. Chem. Soc.*, 2022, **144**, 22212–22220.
- 8 I. Langmuir, *Science*, 1921, **54**, 59–67.



- 9 K. Wade, *J. Chem. Soc. D*, 1971, 792–793.
- 10 H. Kim, S. Yang, S. R. Rao, S. Narayanan, E. A. Kapustin, H. Furukawa, A. S. Umans, O. M. Yaghi and E. N. Wang, *Science*, 2017, **356**, 430–434.
- 11 K. Griffiths, V. N. Dokorou, J. Spencer, A. Abdul-Sada, A. Vargas and G. E. Kostakis, *CrystEngComm*, 2016, **18**, 704–713.
- 12 Y. Peng and A. K. Powell, *Coord. Chem. Rev.*, 2021, **426**, 213490.
- 13 Y. Peng, H. Kaemmerer and A. K. Powell, *Chem. – Eur. J.*, 2021, **27**, 15044–15066.
- 14 K. Liu, W. Shi and P. Cheng, *Coord. Chem. Rev.*, 2015, **289290**, 74–122.
- 15 H. Li, X. Meng, M. Wang, Y. X. Wang, W. Shi and P. Cheng, *Chin. J. Chem.*, 2019, **37**, 373–377.
- 16 S. Handa, V. Gnanadesikan, S. Matsunaga and M. Shibasaki, *J. Am. Chem. Soc.*, 2007, **129**, 4900–4901.
- 17 G. Maayan and G. Christou, *Inorg. Chem.*, 2011, **50**, 7015–7021.
- 18 K. Griffiths and G. E. Kostakis, *Dalton Trans.*, 2018, **47**, 12011–12034.
- 19 S.-W. Li and R. A. Batey, *Chem. Commun.*, 2007, 3759–3761.
- 20 J. P. Lange, E. Van Der Heide, J. Van Buijtenen and R. Price, *ChemSusChem*, 2012, **5**, 150–166.
- 21 C. Verrier, S. Moebs-Sanchez, Y. Queneau and F. Popowycz, *Org. Biomol. Chem.*, 2018, **16**, 676–687.
- 22 K. Griffiths, C. W. D. Gallop, A. Abdul-Sada, A. Vargas, O. Navarro and G. E. Kostakis, *Chem. – Eur. J.*, 2015, **21**, 6358–6361.
- 23 K. C. Mondal, G. E. Kostakis, Y. Lan, W. Wernsdorfer, C. E. Anson and A. K. Powell, *Inorg. Chem.*, 2011, **50**, 11604–11611.
- 24 K. C. Mondal, A. Sundt, Y. Lan, G. E. Kostakis, O. Waldmann, L. Ungur, L. F. Chibotaru, C. E. Anson and A. K. Powell, *Angew. Chem., Int. Ed.*, 2012, **51**, 7550–7554.
- 25 K. Griffiths, P. Kumar, J. D. Mattock, A. Abdul-Sada, M. B. Pitak, S. J. Coles, O. Navarro, A. Vargas and G. E. Kostakis, *Inorg. Chem.*, 2016, **55**, 6988–6994.
- 26 R. F. A. Gomes, N. R. Esteves, J. A. S. Coelho and C. A. M. Afonso, *J. Org. Chem.*, 2018, **83**, 7509–7513.
- 27 S. I. Sampani, A. McGown, A. Vargas, A. Abdul-Sada, G. J. Tizzard, S. J. Coles, J. Spencer and G. E. Kostakis, *J. Org. Chem.*, 2019, **84**, 6858–6867.
- 28 R. F. A. Gomes, B. M. F. Gonçalves, K. H. S. Andrade, B. B. Sousa, N. Maulide, G. J. L. Bernardes and C. A. M. Afonso, *Angew. Chem., Int. Ed.*, 2023, e202304449.
- 29 R. F. A. Gomes, J. R. Vale and C. A. M. Afonso, *Org. Lett.*, 2023, **25**, 4188–4192.
- 30 K. Griffiths, P. Kumar, G. R. Akien, N. F. Chilton, A. Abdul-Sada, G. J. Tizzard, S. J. Coles and G. E. Kostakis, *Chem. Commun.*, 2016, **52**, 7866–7869.
- 31 K. Griffiths, A. C. Tshipis, P. Kumar, O. P. E. Townrow, A. Abdul-Sada, G. R. Akien, A. Baldansuren, A. C. Spivey and G. E. Kostakis, *Inorg. Chem.*, 2017, **56**, 9563–9573.
- 32 W. L. Leong and J. J. Vittal, *Chem. Rev.*, 2011, **111**, 688–764.
- 33 E. F. V. Scriven and C. A. Ramsden, *Heterocyclic chemistry in the 21st Century : a tribute to Alan Katritzky*, Elsevier, 1st edn, 2017.
- 34 E. Loukopoulos and G. E. Kostakis, *Coord. Chem. Rev.*, 2019, **395**, 193–229.
- 35 E. Loukopoulos, M. Kallitsakis, N. Tsoureas, A. Abdul-Sada, N. F. Chilton, I. N. Lykakis and G. E. Kostakis, *Inorg. Chem.*, 2017, **56**, 4898–4910.
- 36 E. Loukopoulos, A. Abdul-Sada, G. Csire, C. Kállay, A. Brookfield, G. J. Tizzard, S. Coles, I. Lykakis and G. E. Kostakis, *Dalton Trans.*, 2018, **47**, 10491–10508.
- 37 F. Tomás, J. L. M. Abboud, J. Laynez, R. Notario, L. Santos, S. O. Nilsson, J. Catalán, R. M. Claramunt and J. Elguero, *J. Am. Chem. Soc.*, 1989, **111**, 7348–7353.
- 38 G. E. Kostakis, P. Xydias, E. Nordlander and J. C. Plakatouras, *Inorg. Chim. Acta*, 2012, **383**, 327–331.
- 39 D. Andreou, M. G. Kallitsakis, E. Loukopoulos, C. Gabriel, G. E. Kostakis and I. N. Lykakis, *J. Org. Chem.*, 2018, **83**, 2104–2113.
- 40 D. Andreou, N. B. Essien, C. Pubill-Ulldemolins, M. A. Terzidis, A. N. Papadopoulos, G. E. Kostakis and I. N. Lykakis, *Org. Lett.*, 2021, **23**, 6685–6690.
- 41 J. Farhi, I. N. Lykakis and G. E. Kostakis, *Catalysts*, 2022, **12**, 660.
- 42 The redox potential of CuII to CuI is +0.15eV, and for ClO4 to Cl is +0.65eV.
- 43 S. I. Sampani, V. Zdorichenko, J. Devonport, G. Rossini, M. C. Leech, K. Lam, B. Cox, A. Abdul-Sada, A. Vargas and G. E. Kostakis, *Chem. – Eur. J.*, 2021, **27**, 4394–4400.
- 44 C. Richardson and P. J. Steel, *Dalton Trans.*, 2003, **34**, 992–1000.
- 45 B. Agrahari, S. Layek, R. Ganguly and D. D. Pathak, *New J. Chem.*, 2018, **42**, 13754–13762.
- 46 M. Tajbaksh, M. Farhang, H. R. Mardani, R. Hosseinzadeh and Y. Sarrafi, *Chin. J. Catal.*, 2013, **34**, 2217–2222.
- 47 W. Zhang, J. L. Loebach, S. R. Wilson and E. N. Jacobsen, *J. Am. Chem. Soc.*, 1990, **112**, 2801–2803.
- 48 D. S. Peters, F. E. Romesberg and P. S. Baran, *J. Am. Chem. Soc.*, 2018, **140**, 2072–2075.
- 49 S. I. Sampani, V. Zdorichenko, M. Danopoulou, M. C. Leech, K. Lam, A. Abdul-Sada, B. Cox, G. J. Tizzard, S. J. Coles, A. Tshipis and G. E. Kostakis, *Dalton Trans.*, 2020, **49**, 289–299.
- 50 J. Devonport, J. Spencer and G. E. Kostakis, *Dalton Trans.*, 2021, **50**, 12069–12073.
- 51 J. Devonport, L. Sully, A. K. Boudalis, S. Hassell-Hart, M. C. Leech, K. Lam, A. Abdul-Sada, G. J. Tizzard, S. J. Coles, J. Spencer, A. Vargas and G. E. Kostakis, *JACS Au*, 2021, **1**, 1937–1948.
- 52 S. I. Sampani, Y. K. Al-Hilaly, S. Malik, L. C. Serpell and G. E. Kostakis, *Dalton Trans.*, 2019, **48**, 15371–15375.
- 53 K. L. Morris, A. Rodger, M. R. Hicks, M. Debulpaep, J. Schymkowitz, F. Rousseau and L. C. Serpell, *Biochem. J.*, 2013, **450**, 275–283.
- 54 M. Laitaoja, J. Valjakka and J. Jänis, *Inorg. Chem.*, 2013, **52**, 10983–10991.



- 55 Y. Zhao and T. M. Swager, *J. Am. Chem. Soc.*, 2015, **137**, 3221–3224.
- 56 W. Wang, X. Xia, G. Bian and L. Song, *Chem. Commun.*, 2019, **55**, 6098–6101.
- 57 Y. Zhang, J. P. Calupitan, T. Rojas, R. Tumbleson, G. Erbland, C. Kammerer, T. M. Ajayi, S. Wang, L. A. Curtiss, A. T. Ngo, S. E. Ulloa, G. Rapenne and S. W. Hla, *Nat. Commun.*, 2019, **10**, 1–9.
- 58 Y. Shimizu, Y. Shoji, D. Hashizume, Y. Nagata and T. Fukushima, *Chem. Commun.*, 2018, **54**, 12314–12317.
- 59 A. Cornia, M. Mannini, R. Sessoli and D. Gatteschi, *Eur. J. Inorg. Chem.*, 2019, 552–568.
- 60 G. Audsley, H. Carpenter, N. B. Essien, J. Lai-Morrice, Y. Al-Hilaly, L. C. Serpell, G. R. Akien, G. J. Tizzard, S. J. Coles, C. P. Ulldemolins and G. E. Kostakis, *Inorg. Chem.*, 2023, **62**, 2680–2693.
- 61 G. K. Veits and J. Read de Alaniz, *Tetrahedron*, 2012, **68**, 2015–2026.
- 62 D. Yu, V. T. Thai, L. I. Palmer, G. K. Veits, J. E. Cook, J. Read De Alaniz and J. E. Hein, *J. Org. Chem.*, 2013, **78**, 12784–12789.
- 63 C. Esmieu, D. Guettas, A. Conte-Daban, L. Sabater, P. Faller and C. Hureau, *Inorg. Chem.*, 2019, **58**, 13509–13527.
- 64 A. Lakatos, É. Zsigó, D. Hollender, N. V. Nagy, L. Fülöp, D. Simon, Z. Bozsó and T. Kiss, *Dalton Trans.*, 2010, **39**, 1302–1315.
- 65 J. C. Pessoa and I. Correia, *Coord. Chem. Rev.*, 2019, **388**, 227–247.
- 66 T. Storr, M. Merkel, G. X. Song-Zhao, L. E. Scott, D. E. Green, M. L. Bowen, K. H. Thompson, B. O. Patrick, H. J. Schugar and C. Orvig, *J. Am. Chem. Soc.*, 2007, **129**, 7453–7463.
- 67 S. Noël, F. Perez, J. T. Pedersen, B. Alies, S. Ladeira, S. Sayen, E. Guillon, E. Gras and C. Hureau, *J. Inorg. Biochem.*, 2012, **117**, 322–325.
- 68 J. Devonport, N. Bodnár, A. McGown, M. B. Maina, L. C. Serpell, C. Kállay, J. Spencer and G. E. Kostakis, *Inorg. Chem.*, 2021, **60**, 15310–15320.

