

Cite this: *Dalton Trans.*, 2023, **52**, 16118Received 10th October 2023,
Accepted 15th October 2023

DOI: 10.1039/d3dt03333c

rsc.li/dalton

Reactivity of a series of triaryl borates, B(OAr^x)₃, in hydroboration catalysis†Tomasz Sokolnicki,^{‡a,b,c} Mashael M. Alharbi,^{‡a,d} Yara van Ingen,^a Shahnaz Rahim,^{‡a,e} Milan Pramanik,^{‡a} Alberto Roldan,^{‡a} Jędrzej Walkowiak^{‡c} and Rebecca L. Melen^{‡a*}

In this paper, we compare the reactivity of a series of triaryl borates B(OAr^x)₃ as catalysts for the hydroboration of alkenes and alkynes. It was observed that commercially available B(OPh)₃ performed the poorest, whereas catalysts with *o*-F atoms appeared to perform much better.

Organoboron compounds are versatile building blocks in organic synthesis as the high chemical reactivity of the boryl moiety allows for their multiple derivatisations, especially in Suzuki–Miyaura coupling reactions, giving access to numerous natural products and complex organic molecules.¹ Therefore, novel approaches for the preparation of these reagents are highly sought after. Hydroboration is one of the simplest methods for the synthesis of a wide array of organoboranes. Typically, these reactions are promoted by precious transition metal complexes based on rhodium, ruthenium, palladium, platinum and others; however, an increasing focus on the application of cheaper and more Earth-abundant alternatives such as first-row transition metals² and main group elements³ has recently been observed. In particular, boron Lewis acids have sparked growing attention (Scheme 1). For example, Hoshi described that dicyclohexylborane and 9-borabicyclo(3.3.1)nonane (9-BBN) can catalyse regioselective *cis*-hydroboration of alkynes with HBcat (catecholborane) at ambient temperature.⁴ Thomas reported that simple, commercially available borane adducts, H₃B·THF and H₃B·SMe₂, can be

used as effective catalysts for the hydroboration of alkynes and alkenes with HBpin (pinacolborane),⁵ and Okuda demonstrated that alkali metal hydridotriphenylborate complexes [(Me₆TREN)M][HBPh₃] (Me₆TREN = tris{2-(dimethylamino)ethyl}amine) can serve as efficient catalysts for the hydroboration of a broad range of substrates with carbonyl groups.⁶ One area that has gained particular attention is where fluorinated aryl borates such as tris(pentafluorophenyl)borane [B(C₆F₅)₃]⁷ or Piers' borane [HB(C₆F₅)₂] are used as pre-catalysts.⁸ We and Oestreich have later developed the use of other borane catalysts including tris[3,5-bis(trifluoromethyl)phenyl]borane,⁹ tris(2,4,6-trifluorophenyl)borane,¹⁰ and tris(3,4,5-trifluorophenyl)borane¹¹ as effective catalysts for a range of hydroboration reactions. In these cases, the catalytic activity was generally found to be higher than that of the archetypical B(C₆F₅)₃ catalyst.

Earlier this year, we reported the synthesis of a range of fluorinated triaryl borates [B(OAr^F)₃] with varying Lewis acidity, prepared by reacting various fluorophenols with BCl₃.¹² This concept stems from Britovsek's findings that the introduction of an O-atom spacer between the boron atom in B(C₆F₅)₃ and the C₆F₅-aryl ring increases the Lewis acidity of the borate

^aCardiff Catalysis Institute, Cardiff University, Translational Research Hub, Maindy Road, Cathays, Cardiff, CF24 4HQ Wales, UK. E-mail: MelenR@cardiff.ac.uk

^bAdam Mickiewicz University, Faculty of Chemistry, Uniwersytetu Poznańskiego 8, 61-614, Poznań, Poland. E-mail: jedrzej.walkowiak@amu.edu.pl

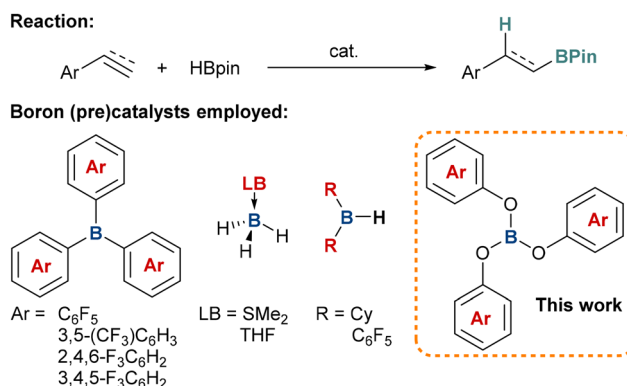
^cAdam Mickiewicz University, Center for Advanced Technology, Uniwersytetu Poznańskiego 10, 61-614, Poznań, Poland

^dDepartment of Chemistry, King Faisal University, College of Science, P.O. Box 400, Al-Ahsa 31982, Saudi Arabia

^eDepartment of Chemistry, Abdul Wali Khan University, Mardan, Pakistan

†Electronic supplementary information (ESI) available. CCDC 2281020 and 2281021. For ESI and crystallographic data in CIF or other electronic format see DOI: <https://doi.org/10.1039/d3dt03333c>

‡These authors contributed equally.



Scheme 1 Boron-based hydroboration catalysis.



product $B(OC_6F_5)_3$ relative to $B(C_6F_5)_3$.¹³ In this project, we were interested in investigating the relative reactivity of these new borates in hydroboration catalysis.

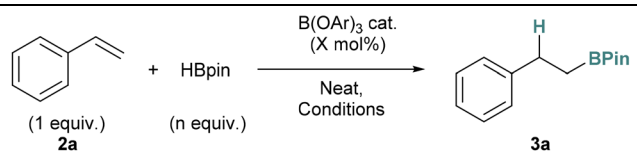
To begin, we synthesised a series of triaryl borates from the reaction of the parent phenol with BCl_3 in CH_2Cl_2 , and obtained $B(OPh)_3$ **1a** from a commercial supplier. The borates prepared included $B(OAr^F)_3$ ($Ar^F = 2-FC_6H_4, 3-FC_6H_4, 4-FC_6H_4, 2,3-F_2C_6H_3, 2,6-F_2C_6H_3, 3,5-F_2C_6H_3, 2,3,4-F_3C_6H_2, 3,4,5-F_3C_6H_2, 2,3,5,6-F_4C_6H, \text{ and } C_6F_5$) (compounds **1b–k**, respectively). We also prepared two new borates $B(OAr^X)_3$ ($Ar^X = 2,6-Cl_2C_6H_3$ **1l** and $2-(CF_3)C_6H_4$ **1m**) for comparison. The rationale for this is that, in previous studies, the steric and electronic effects of the functional groups at the *ortho*-position were found to influence the efficacy of the pre-catalyst.^{9,11} These two new compounds could be recrystallised and characterised by single-crystal X-ray diffraction (Fig. 1).

The Lewis acidity of the two new boranes was then determined by both experimental and computational methods. Using the Gutmann–Beckett (GB) Lewis acidity test,¹⁴ the ³¹P NMR chemical shifts (δ ppm) of the $Et_3P=O \rightarrow B(OAr^X)_3$ adducts were 78.9 and 78.7 ppm for **1l** and **1m**, respectively. The change in the ³¹P NMR chemical shift between the free phosphine oxide ($\delta = 52.5$ ppm) and the adduct ($\Delta\delta$) was determined to be 26.4 (**1l**) and 26.2 ppm (**1m**). Computational studies¹⁵ at the M06-2X+D3(0)/def2-QZVPP level of theory gave fluoride ion affinities (FIAs) of 336 (**1l**) and 400 (**1m**) kJ mol^{-1} , and hydride ion affinities (HIA) of 317 (**1l**) and 381 (**1m**) kJ mol^{-1} . Finally, the Lewis acidity was also determined using the global electrophilicity index (GEI),¹⁶ which gave values of 1.31 (**1l**) and 1.39 (**1m**) eV. In comparison to previously reported

borates, **1l** has the lowest Lewis acidity of the series when considering Gutmann–Beckett, HIA and FIA values, for example in comparison to the weakly Lewis acidic borate, $B(OPh)_3$ (GB: $\Delta\delta = 23.0$ ppm, FIA: 350 kJ mol^{-1} , and HIA: 323 kJ mol^{-1}). On the other hand, **1m** shows higher Lewis acidity than previously reported *ortho*-substituted borates from Gutmann–Beckett, FIA and HIA [*i.e.*, $B(O(2-FC_6H_4))_3$ has GB: $\Delta\delta = 23.8$ ppm, FIA: 351 kJ mol^{-1} , HIA: 339 kJ mol^{-1}], and comparable Lewis acidity to the most Lewis acidic borates, $B(O(3,4,5-F_3C_6H_2))_3$ and $B(OC_6F_5)_3$.¹² The GEI Lewis acidity metric is intrinsic, and considers the HOMO–LUMO gap rather than the coordination to an external probe and, from this, both **1l** and **1m** fall within the range of the reported values for F-substituted borates (GEI: 0.88–1.45 eV).¹² This suggests that the larger chlorine substituents at both the *ortho*-positions in **1l** hinder adduct formation over intrinsic factors significantly more than the previously explored fluorine substituents. However, higher Lewis acidity is observed for **1m** with an *ortho*- CF_3 group, which has comparable size to chlorine, from both intrinsic and extrinsic metrics, suggesting that the electronic effects of the electron-withdrawing CF_3 group outweigh steric effects.

With a range of borate catalysts in hand, we were interested in understanding their comparative reactivity in the hydroboration reaction of unsaturated substrates. We began our investigations using styrene (**2a**) as the model substrate and HBpin as the hydroboration reagent under neat conditions, and measured the isolated yield (**3a**) of the borylated product

Table 1 Comparison of different borates as catalysts in the hydroboration of styrene **2a** with pinacolborane to give product **3a**



Catalyst, $B(OAr)_3$ Ar =	Yield ^a (%)	Yield ^b (%)	Yield ^c (%)	Yield ^d (%)
None	Trace	— ^e	— ^e	— ^e
Ph (1a)	59	56	57	84
2- FC_6H_4 (1b)	67	72	64	94
3- FC_6H_4 (1c)	57	68	58	81
4- FC_6H_4 (1d)	49	55	52	76
2,3- $F_2C_6H_3$ (1e)	53	62	57	96
2,6- $F_2C_6H_3$ (1f)	52	75	63	91
3,5- $F_2C_6H_3$ (1g)	57	53	55	69
2,3,4- $F_3C_6H_2$ (1h)	53	67	60	85
3,4,5- $F_3C_6H_2$ (1i)	29	52	41	94
2,3,5,6- F_4C_6H (1j)	60	71	65	81
C_6F_5 (1k)	54	67	59	70
2,6- $Cl_2C_6H_3$ (1l)	51	58	46	80
2-(CF_3) C_6H_4 (1m)	43	63	50	72

^a Conditions: HBpin (1.2 eq.), catalyst loading (10 mol%), 50 °C, 24 h.

^b Conditions: HBpin (2 eq.), catalyst loading (2 mol%), 80 °C, 48 h.

^c Conditions: HBpin (2 eq.), catalyst (5 mol%), 80 °C, 48 h.

^d Conditions: HBpin (2 eq.), catalyst loading (10 mol%), 80 °C, 48 h.

^e Polymerisation of styrene was observed. Yields are isolated.

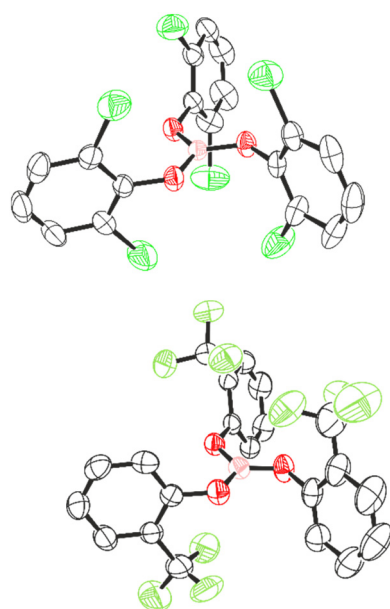


Fig. 1 Single-crystal X-ray diffraction structures of **1l** (top) and **1m** (bottom). Thermal ellipsoids are shown at 50% probability. H atoms are omitted for clarity. Carbon: black; oxygen: red; fluorine: light green; chlorine: bright green; boron: pink.





Table 2 Hydroboration reactions of alkenes and alkynes using borate catalysts

		Product yield ^a (%)				
Catalyst B(OAr) ₃	3a	3b	3c	5a	5b	5c
Ph (1a)	56	58	59	65	48	40
2-FC ₆ H ₄ (1b)	72	74	69	80	82	77
3-FC ₆ H ₄ (1c)	68	79	72	71	76	65
4-FC ₆ H ₄ (1d)	55	60	52	74	75	62
2,3-F ₂ C ₆ H ₃ (1e)	62	66	44	77	80	75
2,6-F ₂ C ₆ H ₃ (1f)	75	76	71	83	83	78
3,5-F ₂ C ₆ H ₃ (1g)	53	67	65	62	68	63
2,3,4-F ₃ C ₆ H ₂ (1h)	67	74	69	87	88	73
3,4,5-F ₃ C ₆ H ₂ (1i)	52	60	58	67	76	65
2,3,5,6-F ₄ C ₆ H (1j)	71	75	48	80	86	71
C ₆ F ₅ (1k)	67	71	69	69	70	56
2,6-Cl ₂ C ₆ H ₃ (1l)	58	75	51	57	68	53
2-(CF ₃)C ₆ H ₄ (1m)	63	81	81	64	81	61

^a Yields are isolated. Colour scale from dark red to dark blue indicating low to high yields.

under four different sets of reaction conditions: (a) HBpin (1.2 eq.), catalyst loading (10 mol%), temperature (50 °C), time (24 h); (b) HBpin (2 eq.), catalyst loading (2 mol%), temperature (80 °C), time (48 h); (c) HBpin (2 eq.), catalyst loading (5 mol%), temperature (80 °C), time (48 h); and (d) HBpin (2 eq.), catalyst loading (10 mol%), temperature (80 °C), time (48 h) (Table 1). Using these conditions, we found that the first set of conditions (a) gave the poorest overall results with the catalysts giving yields from 29% (**1i**) to 67% (**1b**). Upon changing the HBpin equivalents to 2, increasing the reaction temperature to 80 °C, and the time to 48 h (conditions (c)), the yields predictably increased for all catalysts (range: 69% (**1g**) to 96% (**1e**)) whilst keeping the catalyst loading the same. However, when we reduced the catalyst loading to 2 mol% or 5 mol% while keeping the other conditions the same (conditions (b) and (c), respectively), the yields expectedly decreased to 52% (**1i**)–75% (**1f**), but were not as low as those under the initial set of conditions (a) with the exception of catalysts **1a** and **1g**. While very good yields are obtained for conditions (d), we chose to use conditions (b) as the standard conditions for examining the catalysts in the hydroboration of other substrates as these allowed for better differentiation between the different activities of the catalysts.

With these conditions in hand, we investigated different catalysts in the hydroboration of other substrates to compare their catalytic activity (Table 2). Initially, two further alkenes were trialed including the electron-deficient 4-fluorostyrene (**2b**) and electron-rich 4-methoxystyrene (**2c**). For all catalysts, the yields increased when using the electron-deficient substrate **2b** (range: 58% (**1a**) to 81% (**1m**) versus 52% (**1i**) to 75% (**1f**)). Conversely, the yields were generally lower with the more electron-rich substrate **2c** than those with **2b** (range: 44% (**1e**) to 81% (**1m**)). These results are interesting as other Lewis acidic boranes such as tris[3,5-bis(trifluoromethyl)phenyl]borane were previously found to give trace products with substrate **2c**.⁹

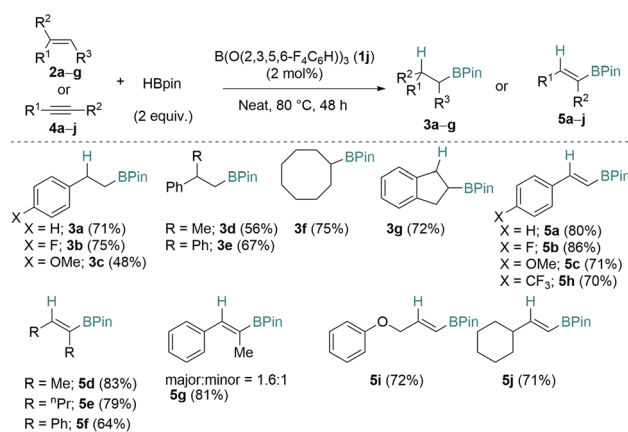
Following this, we investigated the catalysts for the hydroboration of alkynes including electron-neutral phenyl acetylene (**4a**), electron-deficient 1-ethynyl-4-fluorobenzene (**4b**), and electron-rich 4-ethynylanisole (**4c**). For all substrates, the catalysts mostly performed better with the alkyne substrates (**4**) than the alkene substrates (**2**). When looking at the catalysts, the least Lewis acidic borate B(OPh)₃ (**1a**) performed the poorest. The other borates, however, showed little trend between their Lewis acidity and their yield for the reaction. It was noticed, that the catalysts that had *ortho*-F atoms including B(O(2-FC₆H₄))₃ (**1b**), B(O(2,6-F₂C₆H₃))₃ (**1f**), B(O(2,3,4-F₃C₆H₂))₃ (**1h**), and B(O(2,3,5,6-F₄C₆H))₃ (**1j**) tended to perform better, showing higher yields for the majority of the reactions. Conversely, borates with no *ortho*-F atoms showed poorer activity including B(O(4-FC₆H₄))₃ (**1d**), B(O(3,5-F₂C₆H₃))₃ (**1g**), and B(O(3,4,5-F₃C₆H₂))₃ (**1i**). Interestingly, by including *ortho*-Cl atoms, as in B(O(2,6-Cl₂C₆H₃))₃ (**1l**), the yield decreased relative to the fluorinated derivative **1f**. The *ortho*-CF₃ derivative B(O(2-(CF₃)C₆H₄))₃ (**1m**), on the other hand, gave very good yields for several substrates (**2b**, **2c**, and **4b**).

Oestreich proposed the formation of intermediary hydroboranes [H_nBAR^F_{3-n}]₂ and [(Ar^F(H)B(μ-H)₂BAR^F₂)] as the active catalytic species when using tris[3,5-bis(trifluoromethyl)phenyl]borane.⁹ We similarly investigated the stoichiometric reactions between **1b** and HBpin and found full conversion of both reagents to form 2 new species as revealed in the ¹H NMR spectrum (see the ESI†). We hypothesise that the formation of a catalytically active hydroborate species is stabilised by *ortho*-fluorine substituents on the borates, and this accounts for their higher activity. Importantly, a control experiment with TMEDA suggested no involvement of B₂H₆, which may catalyse the reaction through “hidden boron catalysis” (see the ESI†).¹⁷

Using one of the best catalysts, B(O(2,3,5,6-F₄C₆H))₃ (**1j**), we investigated a small scope of aliphatic, aromatic, and internal and terminal alkene or alkyne substrates (Scheme 2). Styrene derivatives (**2a,b**) worked well but a lower yield was observed with a *p*-OMe substituent (**2c**) generating **3c** in, 48% yield.

The 1,1-disubstituted alkenes α-methyl styrene (**2d**) and 1,1-diphenylethylene (**2e**) also reacted well giving the hydroborated products **3d** and **3e** in 56% and 67% yields, respectively. The cyclic alkenes cyclooctene (**2f**) and indene (**2g**) also reacted very well giving products **3f** (75%) and **3g** (72%) in high yields. The terminal phenyl acetylenes gave excellent product yields of 70–86% for **5a–c** and **5h**. The internal aliphatic alkynes but-2-yne (**4d**), oct-4-yne (**4e**), and diphenylacetylene (**4f**) also reacted well giving the hydroborated products in 83% (**5d**), 79% (**5e**), and 64% (**5f**) yields, respectively. On the other hand, 1-phenyl-1-propyne (**4g**) gave **5g** as a mixture of two regioisomers in a combined yield of 81% (major : minor = 1.6 : 1). Non-aromatic acetylenes also reacted, (prop-2-yn-1-yloxy)benzene (**4i**) and ethynylcyclohexane (**4j**) yielded the desired hydroborated products **5i** and **5j** with 72% and 71% yields, respectively.

In conclusion, we have reported the reactivity of a series of triaryl borates B(OAr^x)₃ as catalysts for the hydroboration of alkenes and alkynes. The catalysts tested included commercially available B(OPh)₃, previously reported fluorinated triaryl borates, and two new borates with varying *ortho*-substituents



Scheme 2 Hydroboration of alkenes and alkynes using B(O(2,3,5,6-F₄C₆H))₃ (**1j**). Major isomer of **5g**.



$B(OAr^X)_3$ ($Ar^X = 2,6\text{-Cl}_2C_6H_3$ and $2\text{-(CF}_3\text{)}_2C_6H_4$). Although all catalysts were active in the reaction, it was observed that there was no obvious trend between their Lewis acidity and the reaction yield. However, commercially available $B(OPh)_3$ performed the poorest, whereas catalysts with *o*-F atoms appeared to perform much better. One of the more active catalysts, $B(O(2,3,5,6\text{-F}_4C_6H))_3$, was then trialed with a range of aliphatic, aromatic, and internal and terminal alkenes or alkynes.

Author contributions

TS, MAA, SR and MP conducted experimental work. YvI performed DFT calculations and X-ray crystallographic studies. TS, RLM and YvI wrote the paper. TS, MAA and YvI drafted the ESI.† All authors proofread and commented on the paper and the ESI.†

Conflicts of interest

There are no conflicts to declare.

Acknowledgements

MAA acknowledges the Saudi Ministry of Education and King Faisal University (grant no. 3809). YvI and ARM acknowledge Supercomputing Wales for access to the Hawk HPC facility. SR acknowledges IRSIP (PIN code: IRSIP 52 PSc 28). TS and JW acknowledge the National Centre for Research and Development and the National Science Centre in Poland (POWR.03.02.00-00-I026/16 and UMO-2019/34/E/ST4/00068, respectively).

References

- J. Carreras, A. Caballero and P. J. Pérez, *Chem. – Asian J.*, 2019, **14**, 329; B. S. Kadu, *Catal. Sci. Technol.*, 2021, **11**, 1186.
- J. V. Obligacion and P. J. Chirik, *J. Am. Chem. Soc.*, 2013, **135**, 19107; M. Espinal-Viguri, C. R. Woof and R. L. Webster, *Chem. – Eur. J.*, 2016, **22**, 11605; J. V. Obligacion and P. J. Chirik, *Nat. Rev. Chem.*, 2018, **2**, 15; W. Su, R.-X. Qiao, Y.-Y. Jiang, X.-L. Zhen, X. Tian, J.-R. Han, S.-M. Fan, Q. Cheng and S. Liu, *ACS Catal.*, 2020, **10**, 11963.
- M. A. Dureen, A. Lough, T. M. Gilbert and D. W. Stephan, *Chem. Commun.*, 2008, 4303; P. Eisenberger, A. M. Bailey and C. M. Crudden, *J. Am. Chem. Soc.*, 2012, **134**, 17384; A. Prokofjevs, A. Boussonnière, L. Li, H. Bonin, E. Lacôte, D. P. Curran and E. Vedejs, *J. Am. Chem. Soc.*, 2012, **134**, 12281; J. S. McGough, S. M. Butler, I. A. Cade and M. J. Ingleson, *Chem. Sci.*, 2016, **7**, 3384; D. M. C. Ould and R. L. Melen, *Chem. – Eur. J.*, 2018, **24**, 15201; M. Magre, M. Szewczyk and M. Rueping, *Chem. Rev.*, 2022, **122**, 8261.
- K. Shirakawa, A. Arase and M. Hoshi, *Synthesis*, 2004, 1814.
- N. W. J. Ang, C. S. Buettner, S. Docherty, A. Bismuto, J. R. Carney, J. H. Docherty, M. J. Cowley and S. P. Thomas, *Synthesis*, 2018, **50**, 803.
- D. Mukherjee, H. Osseili, T. P. Spaniol and J. Okuda, *J. Am. Chem. Soc.*, 2016, **138**, 10790; D. Mukherjee, S. Shirase, T. P. Spaniol, K. Mashima and J. Okuda, *Chem. Commun.*, 2016, **52**, 13155; H. Osseili, D. Mukherjee, T. P. Spaniol and J. Okuda, *Chem. – Eur. J.*, 2017, **23**, 14292.
- A. Bismuto, M. J. Cowley and S. P. Thomas, *Adv. Synth. Catal.*, 2021, **363**, 2382.
- M. Hoshi, K. Shirakawa and M. Okimoto, *Tetrahedron Lett.*, 2007, **48**, 8475; M. Fleige, J. Möbus, T. vom Stein, F. Glorius and D. W. Stephan, *Chem. Commun.*, 2016, **52**, 10830.
- Q. Yin, S. Kemper, H. F. T. Klare and M. Oestreich, *Chem. – Eur. J.*, 2016, **22**, 13840; Q. Yin, Y. Soltani, R. L. Melen and M. Oestreich, *Organometallics*, 2017, **36**, 2381.
- J. R. Lawson, L. C. Wilkins and R. L. Melen, *Chem. – Eur. J.*, 2017, **23**, 10997.
- J. L. Carden, L. J. Gierlichs, D. F. Wass, D. L. Browne and R. L. Melen, *Chem. Commun.*, 2019, **55**, 318.
- M. M. Alharbi, Y. van Ingen, A. Roldan, T. Kaehler and R. L. Melen, *Dalton Trans.*, 2023, **52**, 1820.
- G. J. Britovsek, J. Ugoletti and A. J. White, *Organometallics*, 2005, **24**, 1685.
- U. Mayer, V. Gutmann and W. Gerger, *Chem. Mon.*, 1975, **106**, 1235; M. A. Beckett, G. C. Strickland, J. R. Holland and K. Sukumar Varma, *Polymer*, 1996, **37**, 4629.
- L. Greb, *Chem. – Eur. J.*, 2018, **24**, 17881; P. Erdmann, J. Leitner, J. Schwarz and L. Greb, *ChemPhysChem*, 2020, **21**, 987.
- A. R. Jupp, T. C. Johnstone and D. W. Stephan, *Dalton Trans.*, 2018, **47**, 7029.
- A. D. Bage, T. A. Hunt and S. P. Thomas, *Org. Lett.*, 2020, **22**(11), 4107.

