


Nanoscale Advances

An open access journal publishing across the breadth of nanoscience and nanotechnology
rsc.li/nanoscale-advances

The Royal Society of Chemistry is the world's leading chemistry community. Through our high impact journals and publications we connect the world with the chemical sciences and invest the profits back into the chemistry community.

IN THIS ISSUE

ISSN 2516-0230 CODEN NAADAI 5(11) 2835–3118 (2023)



Cover
See Yidong Xia *et al.*,
pp. 2879–2886.
Image reproduced by
permission of Yidong Xia from
Nanoscale Adv., 2023, 5, 2879.



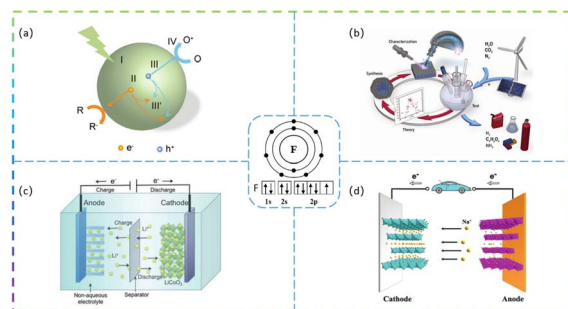
Inside cover
See Md. Kawsar Alam *et al.*,
pp. 2887–2896.
Image reproduced by
permission of Md. Kawsar
Alam from *Nanoscale Adv.*,
2023, 5, 2887.

REVIEW

2846

Synthesis of F-doped materials and applications in catalysis and rechargeable batteries

Jiale Huo, Yaofang Zhang,* Weimin Kang, Yan Shen, Xiang Li, Zirui Yan, Yingwen Pan and Wei Sun

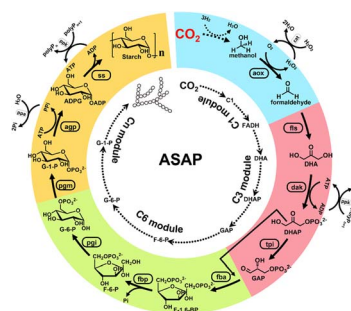


MINIREVIEW

2865

The potential of converting carbon dioxide to food compounds via asymmetric catalysis

Rui Gao, Xinxin Xu,* Zhimeng Wu, Liguang Xu, Hua Kuang and Chuanlai Xu



Editorial Staff**Executive Editor**

Jeremy Allen

Deputy Editor

Hannah Kerr

Editorial Assistant

Rosie Hague

Editorial Production Manager

Christopher Goodall

Assistant Editors

Zita Zachariah and Serra Arslanlan Sengelen

Publisher

Neil Hammond

For queries about submitted papers, please contact Christopher Goodall, Editorial Production Manager in the first instance. E-mail: nanoscaleadvances@rsc.org

For pre-submission queries please contact Jeremy Allen, Executive Editor. E-mail: nanoscaleadvances-rsc@rsc.org

Nanoscale Advances (electronic: ISSN 2516-0230) is published 24 times a year by the Royal Society of Chemistry, Thomas Graham House, Science Park, Milton Road, Cambridge, UK CB4 0WE.

Nanoscale Advances is a Gold Open Access journal and all articles are free to read. Please email orders@rsc.org to register your interest or contact Royal Society of Chemistry Order Department, Royal Society of Chemistry, Thomas Graham House, Science Park, Milton Road, Cambridge, CB4 0WE, UK Tel +44 (0)1223 432398; E-mail: orders@rsc.org

Whilst this material has been produced with all due care, the Royal Society of Chemistry cannot be held responsible or liable for its accuracy and completeness, nor for any consequences arising from any errors or the use of the information contained in this publication. The publication of advertisements does not constitute any endorsement by the Royal Society of Chemistry or Authors of any products advertised. The views and opinions advanced by contributors do not necessarily reflect those of the Royal Society of Chemistry which shall not be liable for any resulting loss or damage arising as a result of reliance upon this material. The Royal Society of Chemistry is a charity, registered in England and Wales, Number 207890, and a company incorporated in England by Royal Charter (Registered No. RC000524), registered office: Burlington House, Piccadilly, London W1J 0BA, UK, Telephone: +44 (0) 207 4378 6556.

Advertisement sales:

Tel +44 (0) 1223 432246; Fax +44 (0) 1223 426017;

E-mail advertising@rsc.org

For marketing opportunities relating to this journal, contact marketing@rsc.org

Nanoscale Advances

rsc.li/nanoscale-advances

Nanoscale Advances publishes experimental and theoretical work across the breadth of nanoscience and nanotechnology.



Published in collaboration with the National Centre for Nanoscience and Technology, Beijing, China

Editorial Board**Editors-in-chief**

Chunli Bai, National Centre for Nanoscience and Nanotechnology, China

Dirk Guldi, Friedrich-Alexander-Universität Erlangen-Nürnberg, Germany

Associate EditorsCinzia Casiraghi, University of Manchester, UK
Gianurelio (Giovanni) Cuniberti, TU Dresden, Germany

Qing Dai, National Center for Nanoscience and Technology of China, China

Yves Dufrene, Université Catholique de Louvain, Belgium

Andrea Ferrari, University of Cambridge, UK
Dong Ha Kim, Ewha Womens University, Korea

Christian Klinke, University of Rostock, Germany

Quan Li, The Chinese University of Hong Kong, Hong Kong

Zhong Qun, National University of Singapore, Singapore

Xing Yi Ling, Nanyang Technological University, Singapore

Xiaogang Liu, National University of Singapore, Singapore

Renzhi Ma, National Institute for Materials Science, Japan

Janet Macdonald, Vanderbilt University, USA
Teresa Pellegrino, Istituto Italiano di Tecnologia, Italy

Elena Shevchenko, Argonne National Laboratory, USA

Jonathan Veinot, University of Alberta, Canada
Umesh Waghmare, JNCASR, IndiaJinlan Wang, Southeast University, China
Manzhou Zhu, Anhui University, China

Jin Zou, University of Queensland, Australia

Advisory Board

Suryasarathi Bose, Indian Institute of Science Bangalore, India

Stephanie Brock, Wayne State University, USA

Raffaella Buonsanti, EPFL, Switzerland

Chunying Chen, National Centre for Nanoscience and Technology of China, China

Jingyi Chen, University of Arkansas, USA

Xiaodong Chen, Nanyang Technological University, Singapore

Wenlong Cheng, Monash University, Australia

Serena Cussen, University of Sheffield, UK

Mita Dasog, Dalhousie University, Canada

Kristen Fichthorn, Penn State University, USA

Christy Haynes, University of Minnesota, USA

Guohua Jia, Curtin University, Australia

Xingyu Jiang, Southern University of Science and Technology, China

Rongchao Jin, Carnegie Mellon University, USA

Song Jin, University of Wisconsin, USA

Jesse Jokerst, University of California San Diego, USA

Kourosh Kalantar-zadeh, The University of Sydney, Australia

Katharina Landfester, Max Planck Institute for Polymer Research, Germany

Dattatray Late, CSIR - National Chemical Laboratory, India

Pooi See Lee, Nanyang Technological University, Singapore

Changming Li, Southwest University, China

Jie Liu, Duke University, USA

Laura Na Liu, Max Planck Institute for Intelligent Systems, Germany

Liberato Manna, Istituto Italiano di Tecnologia, Italy

Anna Fontcuberta i Morral, EPFL, Switzerland

Catherine Murphy, University of Illinois at Urbana-Champaign, USA

Kostya Ostrikov, Queensland University of Technology, Australia

So-Jung Park, Ewha Womens University, Korea

Lakshmi Polavarapu, University of Vigo, Spain

Thalappil Pradeep, Indian Institute of Technology Madras, India

Narayan Pradhan, Indian Association for the Cultivation of Science, India

Dong Qin, Georgia Tech University, USA

Michael Sailor, University of California, San Diego, USA

Hyeon Suk Shin, Ulsan National Institute of Science and Technology, South Korea

Zhigang Shuai, Tsinghua University, China

Sara Skrabalak, Indiana University, USA

Francesco Stellacci, EPFL, Switzerland

Hong-Bo Sun, Jilin University, China

Shouheng Sun, Brown University, USA

Xiaoming Sun, Beijing University of Chemical Technology, China

Dmitri Talapin, University of Chicago, USA

Zhiyong Tang, National Center for

NanoScience and Technology, China

Mauricio Terrones, The Pennsylvania State University, USA

Sarah Tolbert, University of California, Los Angeles, USA

Ventsislav Valev, University of Bath, UK

Miriam Vitiello, CNR Nanotec, Italy

Jianfang Wang, Chinese University of Hong Kong, Hong Kong SAR

Benjamin Wiley, Duke University, USA

Xiaoqun Wu, University of Science and Technology of China, China

Yujie Xiong, University of Science and Technology of China, China

Hongxing Xu, Wuhan University, China

Lin Xu, Nanjing Normal University, China

Ya Yang, Beijing Institute of Nanoenergy and Nanosystems, Chinese Academy of Sciences, China

Jinhua Ye, National Institute for Materials Science, Japan

Xiao Cheng Zeng, University of Nebraska-Lincoln, USA

Gang Zhang, Institute of High Performance Computing, Singapore

Hua Zhang, City University of Hong Kong, China

Miqin Zhang, University of Washington, USA

Information for Authors

Full details on how to submit material for publication in Nanoscale Advances are given in the Instructions for Authors (available from <http://www.rsc.org/authors>). Submissions should be made via the journal's homepage: rsc.li/nanoscale-advances

Authors may reproduce/republish portions of their published contribution without seeking permission from the Royal Society of Chemistry, provided that any such republication is accompanied by an acknowledgement in the form: (Original Citation)–Reproduced by permission of the Royal Society of Chemistry.

This journal is © The Royal Society of Chemistry 2023.

Apart from fair dealing for the purposes of research or private study for non-commercial purposes, or criticism or review, as permitted under the Copyright, Designs and Patents Act 1988 and the Copyright and Related Rights Regulation 2003, this publication may only be reproduced, stored or transmitted, in any form or by any means, with the prior permission in writing of the Publishers or in the case of reprographic reproduction in accordance with the terms of licences issued by the Copyright Licensing Agency in the UK. US copyright law is applicable to users in the USA.

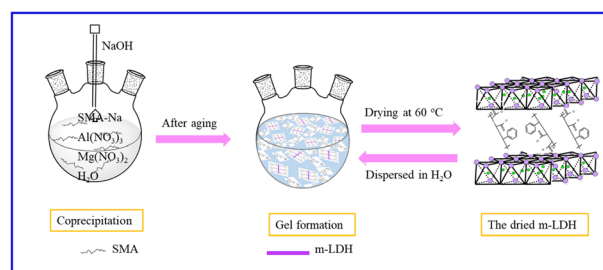
Registered charity number: 207890



2873

Preparation of water-dispersed monolayer LDH nanosheets by SMA intercalation to hinder the restacking upon redispersion in water

Qingqing Qin, Yingmo Hu,* Junya Wang, Yuanyuan Yang, Ting Lei, Zhenyu Cui, Sufang Guo and Shuhao Qin*

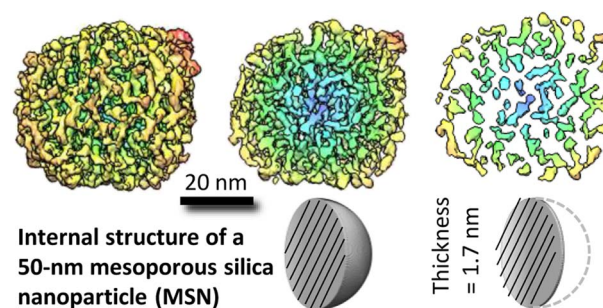


PAPERS

2879

Insights into the 3D permeable pore structure within novel monodisperse mesoporous silica nanoparticles by cryogenic electron tomography

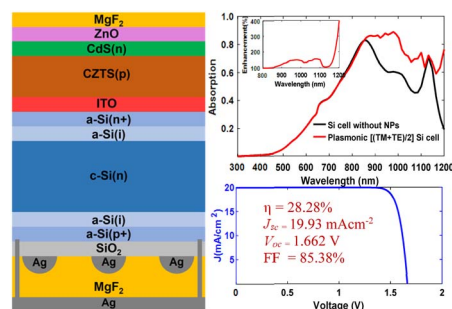
Yidong Xia,* Jianfang Liu, Rahul Kancharla, Jiaoyan Li, Seyed M. Hatamlee, Gang Ren, Viktoriya Semeykina, Ahmed Hamed and Joshua J. Kane



2887

Surface plasmon enhanced ultrathin Cu₂ZnSnS₄/crystalline-Si tandem solar cells

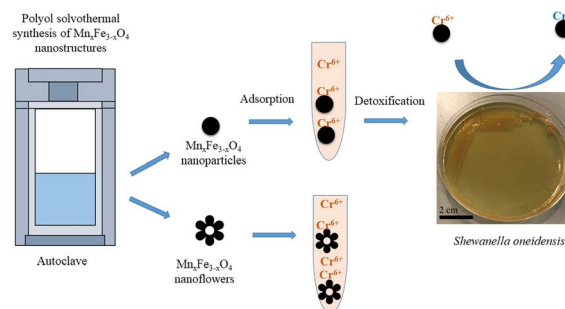
Shafayeth Jamil, Uday Saha and Md. Kawsar Alam*



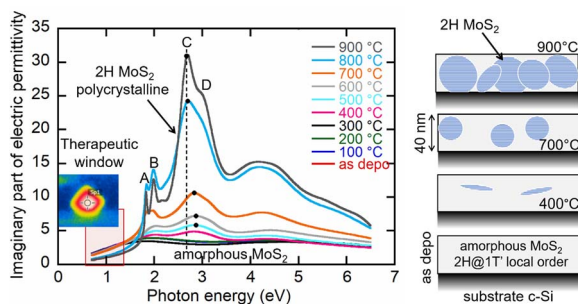
2897

Enhanced detoxification of Cr⁶⁺ by *Shewanella oneidensis* via adsorption on spherical and flower-like manganese ferrite nanostructures

Diana S. Raie, Ioannis Tsonas, Melisa Canales, Stefanos Mourdikoudis, Konstantinos Simeonidis, Antonis Makridis, Dimitrios Karfaridis, Shanom Ali, Georgios Vourlias, Peter Wilson, Laurent Bozec, Lena Ciric and Nguyen Thi Kim Thanh*



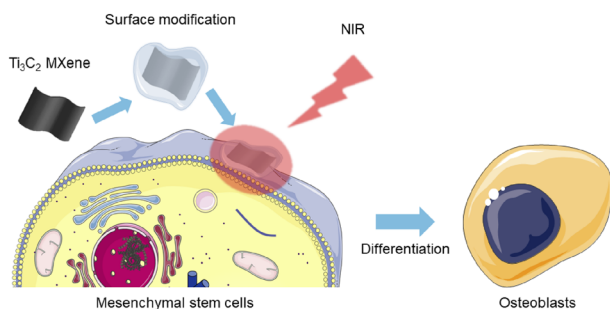
2911



Giant change of MoS₂ optical properties along amorphous–crystalline transition: broadband spectroscopic study including the NIR therapeutic window

Jan Mistrik,^{*} Milos Krbal, Vit Prokop and Jan Prikryl

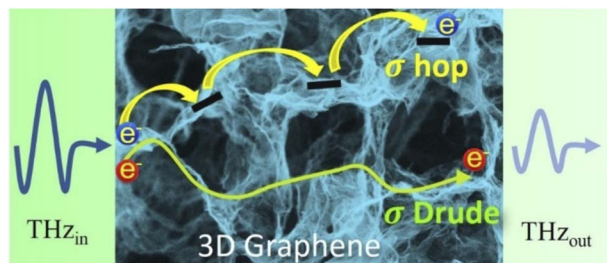
2921



Surface-modified Ti₃C₂ MXene nanosheets for mesenchymal stem cell osteogenic differentiation via photothermal conversion

Jiebing Zhang, Shuang Tang, Ning Ding, Ping Ma and Zutai Zhang^{*}

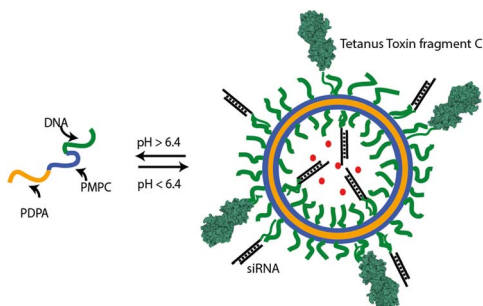
2933



Terahertz charge transport dynamics in 3D graphene networks with localization and band regimes

Prabhat Kumar, Martin Šilhavík, Manas R. Parida, Hynek Němec, Jiří Červenka and Petr Kužel^{*}

2941



A modular RNA delivery system comprising spherical nucleic acids built on endosome-escaping polymeric nanoparticles

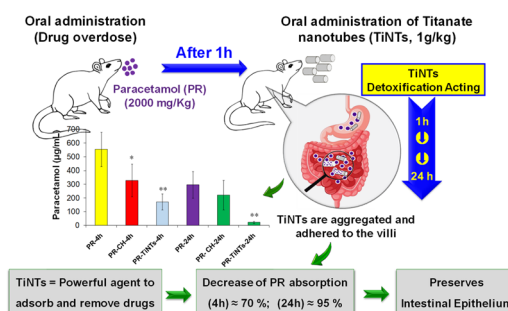
Antonio Garcia-Guerra,^{*} Ruth Ellerington, Jens Gaitzsch, Jonathan Bath, Mahnseok Kye, Miguel A. Varela, Giuseppe Battaglia, Matthew J. A. Wood, Raquel Manzano, Carlo Rinaldi and Andrew J. Turberfield^{*}



2950

Titanate nanotubes as an efficient oral detoxifying agent against drug overdose: application in rat acetaminophen poisoning

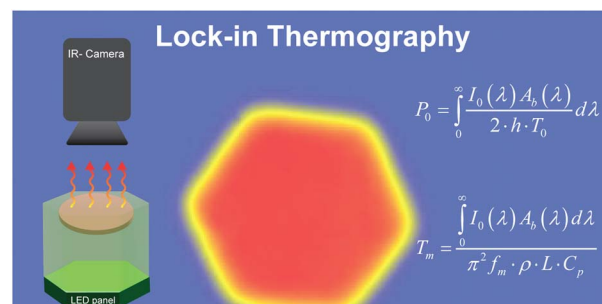
Abir Salek, Mouna Selmi, Leila Njim, Polona Umek, Philippe Mejanelle, Fathi Moussa, Wahiba Douki, Karim Hosni and Tarek Baati*



2963

Quantification of nanoparticles' concentration inside polymer films using lock-in thermography

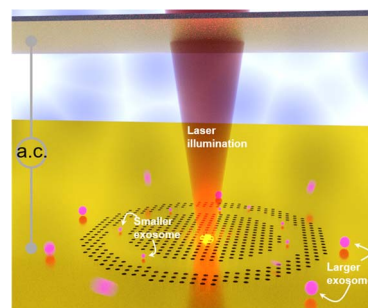
Giulia Mirabello, Lukas Steinmetz, Christoph Geers, Barbara Rothen-Ruthishauser, Mathias Bonmarin, Alke Petri-Fink and Marco Lattuada*



2973

Exosomes trapping, manipulation and size-based separation using opto-thermo-electrohydrodynamic tweezers

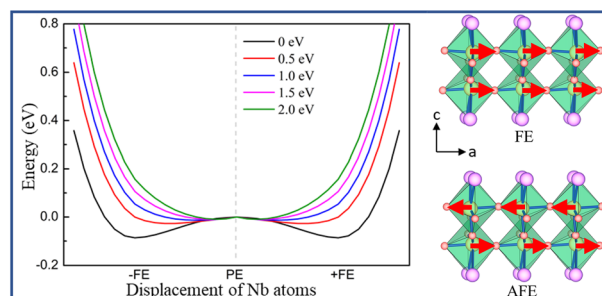
Chuchuan Hong, Sen Yang and Justus C. Ndukaife*



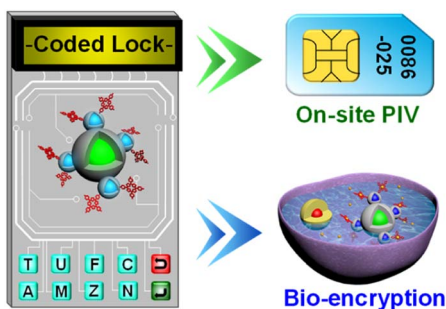
2979

Second-order Jahn–Teller effect induced high-temperature ferroelectricity in two-dimensional NbO₂X (X = I, Br)

Huasheng Sun, Kaiming Deng, Erjun Kan* and Yongping Du*




2986



An optical keypad lock with high resettability based on a quantum dot–porphyrin FRET nanodevice

Peng Shen, Yuqian Liu, Xiaojun Qu, Mingsong Zhu, Ting Huang and Qingjiang Sun*

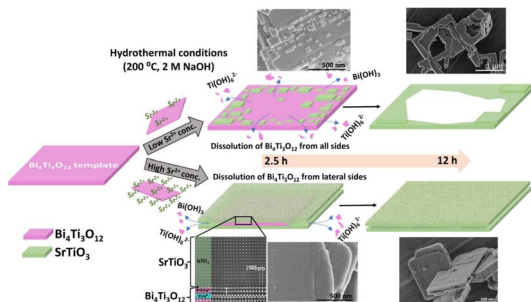
2994



Real-time thermal decomposition kinetics of GaAs nanowires and their crystal polytypes on the atomic scale

Paul Schmiedeke, Federico Panciera, Jean-Christophe Harmand, Laurent Travers and Gregor Koblmüller*

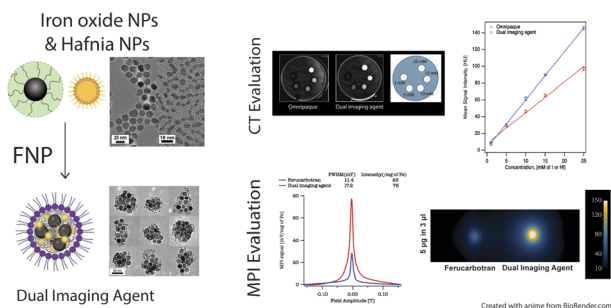
3005



Hydrothermal topotactic epitaxy of SrTiO₃ on Bi₄Ti₃O₁₂ nanoplatelets: understanding the interplay of lattice mismatch and supersaturation

Alja Čontala, Nina Daneu, Suraj Gupta, Matjaž Spreitzer, Anton Meden and Marjeta Maček Kržmanc*

3018



Dual imaging agent for magnetic particle imaging and computed tomography

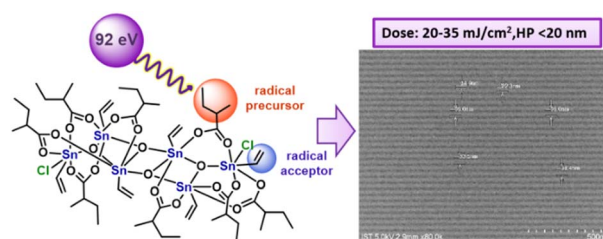
Sitong Liu, Anahita Heshmat, Jennifer Andrew, Izabella Barreto and Carlos M. Rinaldi-Ramos*



3033

Novel hexameric tin carboxylate clusters as efficient negative-tone EUV photoresists: high resolution with well-defined patterns under low energy doses

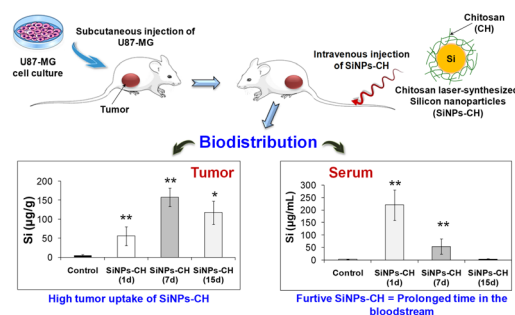
Jia-Rong Wu, Ting-An Lin, Yan-Ru Wu, Po-Hsiung Chen, Tsi-Sheng Gau, Burn-Jeng Lin, Po-Wen Chiu and Rai-Shung Liu*



3044

Chitosan-coated ultrapure silicon nanoparticles produced by laser ablation: biomedical potential in nano-oncology as a tumor-targeting nanosystem

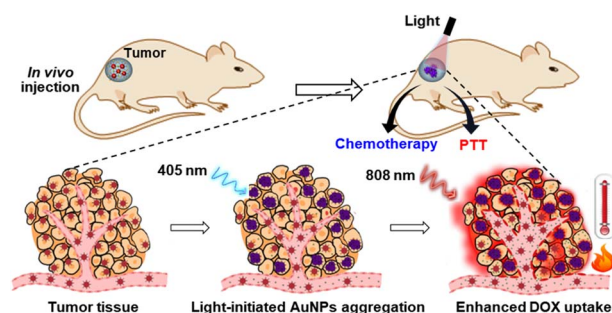
Tarek Baati,* Imen Chaabani, Abir Salek, Leila Njim, Mouna Selmi, Ahmed Al-Kattan and Karim Hosni



3053

Light-initiated aggregation of gold nanoparticles for synergistic chemo-photothermal tumor therapy

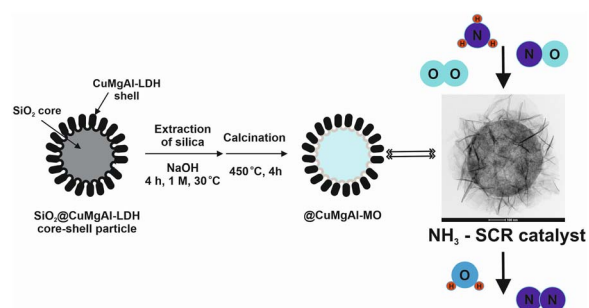
Huawei Xia, Jinfeng Zhu, Changhe Men, Anna Wang, Qiulian Mao, Yali Feng, Jiachen Li, Jingwei Xu, Xiaju Cheng* and Haibin Shi*



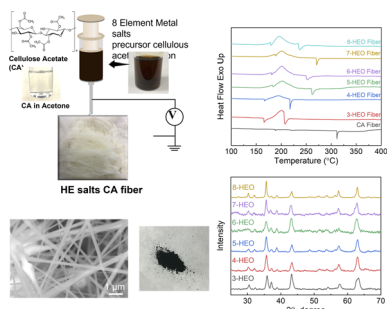
3063

Hollow @CuMgAl double layered hydrotalcites and mixed oxides with tunable textural and structural properties, and thus enhanced NH₃-NO_x-SCR activity

Tomasz Kondratowicz,* Ondřej Horký, Stanislav Slang, Lada Dubnová, Marta Gajewska, Lucjan Chmielarz and Libor Čapek*



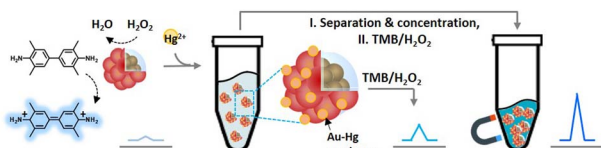
3075



Electrospun single-phase spinel magnetic high entropy oxide nanoparticles via low-temperature ambient annealing

Xiao Han, Dian Li, Jingyi Zhou, Yufeng Zheng, Lingyan Kong, Lin Li and Feng Yan*

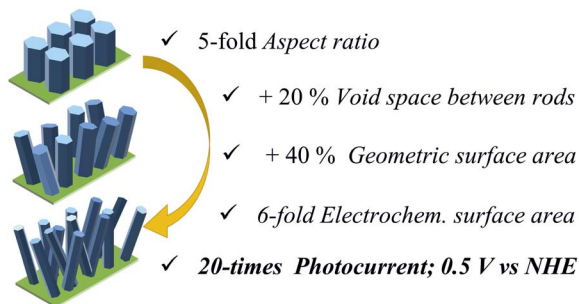
3084



Colorimetric mercury detection with enhanced sensitivity using magnetic-Au hybrid nanoparticles

Miseon Jeong, Dahyun Bae and Jin-sil Choi*

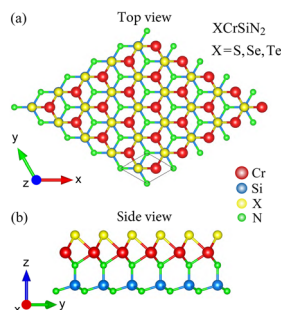
3091



Comprehensive evaluation of photoelectrochemical performance dependence on geometric features of ZnO nanorod electrodes

Ali Can Guler, Jan Antos, Milan Masar, Michal Urbanek, Michal Machovsky and Ivo Kuritka*

3104



First-principles examination of two-dimensional Janus quintuple-layer atomic structures XCrSiN₂ (X = S, Se, and Te)

P. T. Linh Tran, Nguyen V. Hieu, Hoi Bui D., Q. Nguyen Cuong and Nguyen N. Hieu*



CORRECTIONS

3114

Correction: Enhanced detoxification of Cr⁶⁺ by *Shewanella oneidensis* via adsorption on spherical and flower-like manganese ferrite nanostructures

Diana S. Raie, Ioannis Tsonas, Melisa Canales, Stefanos Mourdikoudis, Konstantinos Simeonidis, Antonios Makridis, Dimitrios Karfaridis, Shanom Ali, Georgios Vourlias, Peter Wilson, Laurent Bozec, Lena Ciric and Nguyen Thi Kim Thanh*

3115

Correction: SARS-CoV-2 suppression depending on the pH of graphene oxide nanosheets

Md. Saidul Islam, Masahiro Fukuda, Md. Jakir Hossain, Nurun Nahar Rabin, Ryuta Tagawa, Mami Nagashima, Kenji Sadamasu, Kazuhisa Yoshimura, Yoshihiro Sekine, Terumasa Ikeda* and Shinya Hayami*

