



Cite this: *Nanoscale*, 2023, **15**, 3560

## Non-directed C–H arylation of electron-deficient arenes by synergistic silver and Pd<sub>3</sub> cluster catalysis†

Jian Yao,<sup>a,b</sup> Jiahui Bai,<sup>b</sup> Xi Kang,<sup>b</sup> <sup>c</sup> Manzhou Zhu,<sup>b</sup> <sup>c</sup> Yinlong Guo \*<sup>b,d</sup> and Xiaoming Wang \*<sup>b,d</sup>

Transition-metal clusters have attracted great attention in catalysis due to their unique reactivity and electronic properties, especially for novel substrate binding and activation modes at the bridging coordination sites of metal clusters. Although palladium complexes have demonstrated outstanding catalytic performance in various transformations, the catalytic behaviors of polynuclear palladium clusters in many important synthetic methodologies remain much less explored so far. Herein, we disclose the use of an atomically defined tri-nuclear palladium (Pd<sub>3</sub>Cl) species as a catalyst precursor in Ag(I)-assisted direct C–H arylation with aryl iodides under mild conditions. This catalyst system leads to the formation of synthetically important biaryls in good yields with high site selectivities without the assistance of directing groups.

Received 20th October 2022,  
 Accepted 9th January 2023

DOI: 10.1039/d2nr05825a

rsc.li/nanoscale

### Introduction

While homogeneous catalysis with mononuclear transition metal complexes has dominated the field of catalytic organic synthesis over the past decades, there has been growing interest in metal cluster catalysis since such species provide a potential bridge from mononuclear metal complexes to nanoparticles (NPs) (Scheme 1a).<sup>1–9</sup> For example, small-sized clusters of palladium complexes have been used as models of a Pd metal surface and can also act as reservoirs to alternative catalytically active species.<sup>10–18</sup> Several species of tripalladium clusters have been isolated and characterized; however, to date the documented examples of catalysis using Pd<sub>3</sub> remain relatively limited (Scheme 1b).<sup>19–23</sup> In this context, Malacria and Maestri *et al.* observed highly promising activities with Pd trimers in

cycloadditions and hydrogenations.<sup>24–28</sup> Another cluster, [Pd<sub>3</sub>(C<sub>7</sub>H<sub>7</sub>)<sub>2</sub>]<sup>2+</sup>, was found to be an active catalytic species for the cycloisomerization reaction of 2-phenylethynylaniline by Liu *et al.*<sup>29</sup> Notably, a serious question in the area of cross-coupling reactions is the involvement of small Pd clusters as catalytically active species. For example, Wei and Zhu *et al.* used the Pd<sub>3</sub> cluster as an efficient catalyst for the Suzuki–Miyaura reaction in 2017 (Scheme 1c-i).<sup>30,31</sup> In addition, Schoenebeck and coworkers reported an elegant study using a Pd trimer for catalytically C–I selective cross-coupling of polyhalogenated arenes with Grignard reagents in 2019 (Scheme 1c-ii).<sup>32</sup> In 2019 and 2021, the Fairlamb group studied a Pd<sub>3</sub> cluster-catalyzed site-selective cross-coupling of halogenated heteroarenes with organoboron reagents, and the Pd<sub>3</sub> cluster could be generated *in situ* from a Pd(I) dimer species, which can enhance activity and selectivity in the cross-coupling of 2-bromo-pyridine or 2,4-dibromopyridine (Scheme 1c-iii).<sup>33,34</sup> Pérez-Ruiz and Leyva-Pérez *et al.* reported ligand-free, few-atom palladium cluster-catalyzed  $\alpha$ -selective intramolecular Mizoroki–Heck coupling of iodoaryl cinnamates and intermolecular coupling of aryl iodides with styrenes (Scheme 1c-iv).<sup>35</sup> Due to the great potential of Pd clusters in C–C bond cross-coupling reactions, we aimed to investigate the catalytic behavior of polynuclear palladium clusters in the area of synthetically important C–H functionalization.

In recent years, C–H arylation has become a versatile tool for the construction of biaryl structures, which are common motifs in pharmaceuticals, agrochemicals, and organic materials.<sup>36–40</sup> Despite great advances achieved in this area, the intermolecular arylation of simple arenes, which do not

<sup>a</sup>Shanghai Key Laboratory for Molecular Engineering of Chiral Drugs, Frontiers Science Center for Transformative Molecules, School of Chemistry and Chemical Engineering, Shanghai Jiao Tong University, 800 Dongchuan Road, Shanghai 200240, China

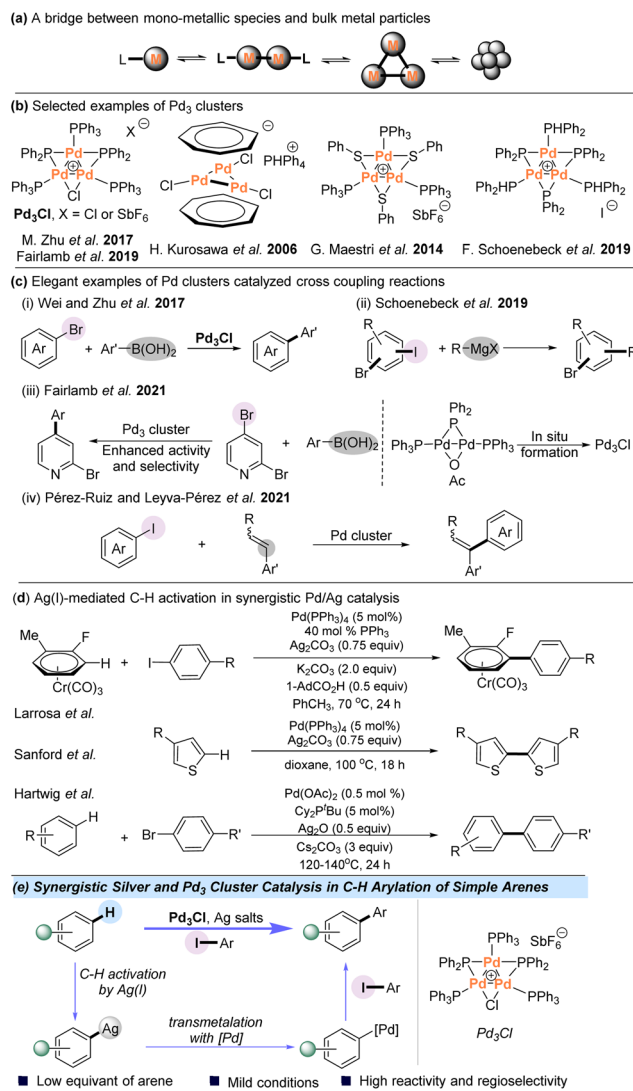
<sup>b</sup>State Key Laboratory of Organometallic Chemistry, Center for Excellence in Molecular Synthesis, Shanghai Institute of Organic Chemistry, University of Chinese Academy of Sciences, Chinese Academy of Sciences, 345 Lingling Road, Shanghai 200032, China. E-mail: ylguo@sioc.ac.cn, xiaoming@sioc.ac.cn

<sup>c</sup>Department of Chemistry and Center for Atomic Engineering of Advanced Materials, Anhui University, Hefei 230601, China

<sup>d</sup>School of Chemistry and Materials Science, Hangzhou Institute for Advanced Study, University of Chinese Academy of Sciences, 1 Sub-lane Xiangshan, Hangzhou 310024, China

† Electronic supplementary information (ESI) available. See DOI: <https://doi.org/10.1039/d2nr05825a>





**Scheme 1** Trinuclear cationic palladium clusters and strategies for the direct C–H arylation.

contain directing groups, remains a longstanding synthetic challenge.<sup>41–55</sup> Besides the powerful Pd-catalyzed C–H activation,<sup>56–61</sup> catalysis based on Pd/Ag cooperative bimetallic catalytic systems has been successfully developed for the C–H functionalization of simple arenes (Scheme 1d). Burés and Larrosa *et al.* disclosed that Ag(I) is actually responsible for the crucial C–H activation in the Pd/Ag-mediated C–H arylation system of electron-deficient arenes.<sup>62–67</sup> The Sanford group also reported the same role of Ag(I) in the homocoupling of thiophenes at 100 °C.<sup>68</sup> In addition, Hartwig *et al.* demonstrated AgOPiv-mediated C–H activation in selective allylation of aryl C–H bonds and direct arylation with aryl bromides.<sup>69,70</sup> In these pioneering discoveries, Ag(I) cleaves the aryl C–H bond and the palladium catalyst enables the formation of the coupling products. Combined with the great potency of the Pd<sub>3</sub> cluster in C–C bond cross-coupling reactions, we envisioned that Pd clusters might be utilized to achieve direct ary-

lation of aryl C–H bonds with the assistance of Ag(I) under mild conditions.

All-metal palladium clusters are intriguing cyclic molecules that could present delocalized metal–metal bonds<sup>71–73</sup> and the aromatic Pd–Pd bond of Pd<sub>3</sub><sup>+</sup> clusters can easily interact with Ag<sup>+</sup> ions.<sup>74</sup> Herein, we report the use of an atomically defined cationic [Pd<sub>3</sub>Cl(PPh<sub>2</sub>)<sub>2</sub>(PPh<sub>3</sub>)<sub>3</sub>]<sup>+</sup>[SbF<sub>6</sub>]<sup>−</sup> (Pd<sub>3</sub>Cl) cluster as a competent catalytic species for Ag(I)-assisted direct C–H arylation with aryl iodides, providing various biaryls in moderate to good yields (Scheme 1e). Mechanistic studies indicate that the phosphine-ligated silver complex is responsible for cleaving the C–H bond and the formation of Pd<sub>3</sub>I is detected in the preliminary mechanistic studies. It seems that the Pd<sub>3</sub> core most likely remains intact throughout the reaction course.

## Results and discussion

### Reaction development and scope

Initially, we chose 1-bromo-4-fluoronaphthalene **1a** and aryl iodide **2a** as the substrates to commence our investigation using Pd<sub>3</sub>Cl as the Pd catalyst. A careful survey revealed that cross-coupling product **3aa** was generated in a 70% isolated yield with 5.0 mol% Pd<sub>3</sub>Cl as the catalyst in the presence of Ag<sub>2</sub>CO<sub>3</sub>, (*p*-MeC<sub>6</sub>H<sub>4</sub>)<sub>3</sub>P and NaO<sup>t</sup>Bu in the solvent (PhMe/H<sub>2</sub>O). In this case, only monoarylation product **3aa** was observed. Notably, the reaction exhibited excellent regioselectivity (>20 : 1 **3aa** : **3aa'**) (Table 1, entry 1). The effects of several reaction

**Table 1** Trinuclear cationic palladium clusters and strategies for the direct C–H arylation<sup>a</sup>

Entry	Deviation from standard conditions	Yield <sup>b</sup> (%)	Ratio <sup>b</sup> ( <b>3aa</b> / <b>3aa'</b> )
1	None	71 <sup>c</sup> (70)	>20 : 1
2	PPh <sub>3</sub>	—	—
3	( <i>p</i> -OMeC <sub>6</sub> H <sub>4</sub> ) <sub>3</sub> P	Trace	—
4	( <i>p</i> -FC <sub>6</sub> H <sub>4</sub> ) <sub>3</sub> P	—	—
5	K <sub>2</sub> CO <sub>3</sub>	23	3 : 1
6	Other Ag sources: Ag <sub>2</sub> O, AgOAc or AgF	Trace	—
7	TFA or HFIP as solvent	—	—
8	Trimer 1	68	>20 : 1
9	Trimer 2	62	>20 : 1
10	Trimer 3	64	>20 : 1
11	Without [Pd] or [Ag]	Trace	—

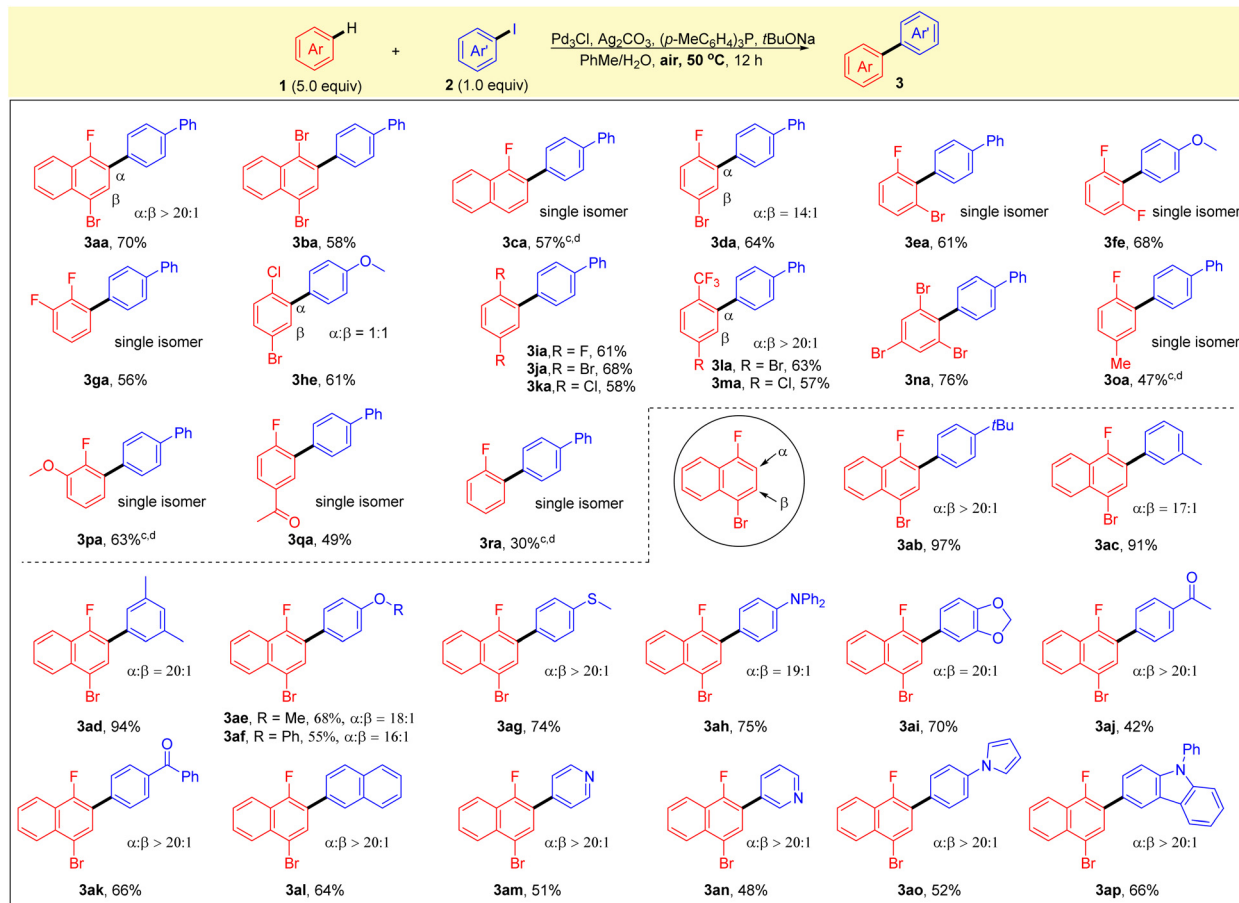
<sup>a</sup> **1a** (1.0 mmol), **2a** (0.2 mmol), Ag<sub>2</sub>CO<sub>3</sub> (0.4 mmol), ligand (0.8 mmol), NaO<sup>t</sup>Bu (0.4 mmol) and Pd<sub>3</sub>Cl catalyst (5 mol%) in PhMe/H<sub>2</sub>O (0.5 mL/0.5 mL) at 50 °C for 12 h. <sup>b</sup> Determined by GC. <sup>c</sup> Isolated yield.



parameters on the catalysis are also shown in Table 1. The ligand for the Ag(I) salt was found to play an important role in the catalysis since under otherwise identical conditions, none of the reactions using PPh<sub>3</sub>, (*p*-OMeC<sub>6</sub>H<sub>4</sub>)<sub>3</sub>P or (*p*-FC<sub>6</sub>H<sub>4</sub>)<sub>3</sub>P afforded the expected product **3aa** (entries 2–4 vs. 1). K<sub>2</sub>CO<sub>3</sub> was used instead of NaO<sup>t</sup>Bu and a much lower yield and regioselectivity were obtained in this case (entry 5). Other Ag salts, such as Ag<sub>2</sub>O, AgF, or AgOAc, had no beneficial effect on forming the cross-coupling product **3aa** in comparison with the reaction using Ag<sub>2</sub>CO<sub>3</sub> (entry 6). Changing the reaction solvent to trifluoroacetic acid (TFA) or hexafluoroisopropanol (HFIP) led to the complete inhibition of the catalysis (entry 7). These results suggested that a judicious choice of ligand, silver salt, and solvent is crucial for the reaction. Other palladium trimers **1–3** also showed activity in this reaction, giving slightly lower yields than that using Pd<sub>3</sub>Cl (entries 8–10). Without the silver salt or palladium catalyst, product **3aa** was only detected in a trace amount (entry 11).

With the optimized reaction conditions in hand, the generality of this reaction was explored with various substituted arenes and aryl iodides. As shown in Scheme 2, a broad range of electron-deficient arenes was found to be compatible with

the protocol, and the reactions gave the corresponding products in good yields and high selectivities. 1,4-Dibromonaphthalene **1b** and 1-fluoronaphthalene **1c** were found to be compatible with the current system, affording the corresponding single isomers in good yields (**3ba** and **3ca**). A reaction of 1-bromo-4-fluorobenzene **1d** with **2a** led to the formation of **3da** in high yield with good regioselectivity, and 1-bromo-3-fluorobenzene **1e** also worked well, giving the single isomer of **3ea** in 61% yield. The substrates of difluorobenzenes **1f**, **1g** and **1i** were all well tolerated, and high yields and selectivities were obtained. Simple arenes without a fluorine substituent, such as 1-bromo-4-chlorobenzene **1h**, also reacted smoothly under the optimal conditions to form biaryl **1he** in good yield with a mixture of two regioisomers. 1,4-Dibromobenzene **1j** and 1,4-dichlorobenzene **1k** were also tested and afforded the corresponding biaryls **3ja** and **3ka** in good yields. Notably, good yields (63% and 57%) and excellent selectivities (>20/1) were found for the reactions of substrates with trifluoromethyl groups (**1l** and **1m**). Sterically hindered arene 1,3,5-tribromobenzene **1n** also proceeded smoothly to afford the corresponding arylation product **3na** in 76% yield. It is noteworthy that the reaction using fluorobenzene or substi-



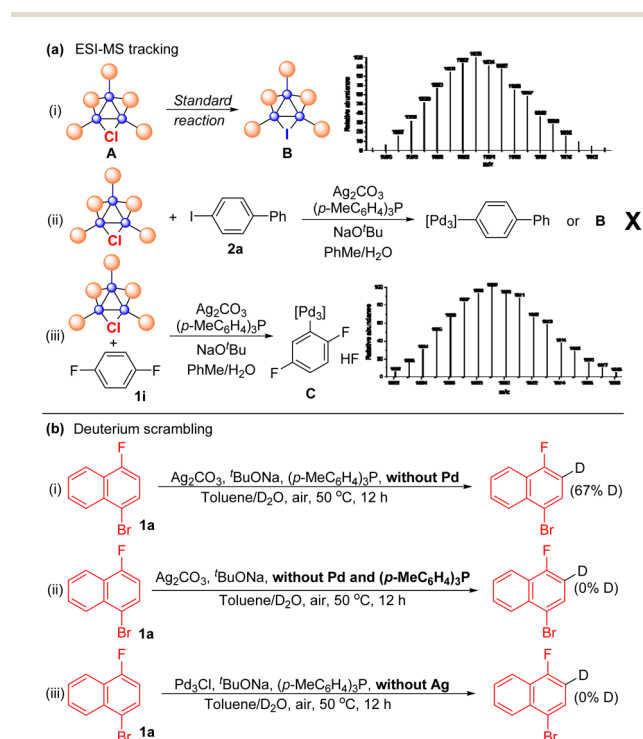
**Scheme 2** Substrate scope. <sup>a</sup>Unless otherwise stated, reactions were performed with **1** (1.0 mmol, 5 equiv.), **2** (0.2 mmol), Ag<sub>2</sub>CO<sub>3</sub> (0.4 mmol), (*p*-MeC<sub>6</sub>H<sub>4</sub>)<sub>3</sub>P (0.8 mmol), NaO<sup>t</sup>Bu (0.4 mmol) and 5 mol% Pd<sub>3</sub>Cl catalyst in PhMe/H<sub>2</sub>O (0.5 mL/0.5 mL) at 50 °C for 12 h. <sup>b</sup>Isolated yield. <sup>c</sup>Ph<sub>2</sub>CyP was used instead of (*p*-MeC<sub>6</sub>H<sub>4</sub>)<sub>3</sub>P. <sup>d</sup>Stirred at 80 °C.



tuted fluorobenzenes, such as 4-methyl, 2-methoxy and 4-acetyl, also gave the corresponding products with excellent selectivities, albeit in moderate to good yields (**30a–30ra**). It was found that the standard reaction conditions in Table 1 (entry 1) were not applicable to the C–H arylation of electron-rich arenes. Next, aryl iodides **2** that underwent direct arylation with 1-bromo-4-fluoronaphthalene (**1a**) were tested. The alkyl-substituted aryl iodides worked well under optimal reaction conditions to provide the corresponding products in high yields with good selectivities (**3ab–ad**). Other substrates containing an electron-donating group (**2e–h**), such as methoxy, phenoxy, thiomethyl or diphenylamine, were converted smoothly to the corresponding products **3ae–3ah** with high selectivities. Substrates bearing reactive functionalities, such as ketone, pyridine, pyrrole or aniline moieties, were compatible with the reaction conditions, providing the corresponding biaryls (**3aj–3ap**) in moderate to high yields with excellent selectivities.

The protocols for Pd<sub>3</sub>Cl-catalyzed direct C–H arylation have been established, but the exact nature of the active species is elusive. Several attempts were undertaken to shed light on the reaction mechanism (Scheme 3). ESI-MS was used to track the palladium cluster involved in the reaction of 1-bromo-4-fluoronaphthalene **1a** with aryl iodide **2a** performed under standard conditions. A signal with an *m/z* of 1603 was detected in this case, which might be attributed to [Pd<sub>3</sub>I(PPh<sub>2</sub>)<sub>2</sub>(PPh<sub>3</sub>)<sub>3</sub>]<sup>+</sup> (Pd<sub>3</sub>I, theoretical mass of 1602.99 Da) (Scheme 3a-i), indicating that the tripalladium core might be retained. However, we failed to isolate Pd<sub>3</sub>I after the reaction.

No signal corresponding to Pd<sub>3</sub>Ar (Ar = biphenyl) or Pd<sub>3</sub>I was detected in the mass spectrum for the reaction mixture of Pd<sub>3</sub>Cl, Ag<sub>2</sub>CO<sub>3</sub> and aryl iodide **2a**, probably suggesting that Pd<sub>3</sub>Cl might not directly react with aryl iodide (Scheme 3a-ii). Notably, Pd<sub>3</sub>Ar (Ar = 2,5-difluorophenyl) was detected by ESI-MS when Pd<sub>3</sub>Cl was treated with 1,4-difluorobenzene **1i** under otherwise standard conditions in the absence of an aryl iodide, indicating that the tripalladium core was retained and the aryl Pd<sub>3</sub> species might be a key intermediate formed from Pd<sub>3</sub>Cl and the arene under the assistance of the Ag(i) salt (Scheme 3a-iii). We failed to track the signal of the formed aryl Pd<sub>3</sub> species in the <sup>31</sup>P NMR or <sup>1</sup>H NMR analysis of the reaction mixture.<sup>30,34</sup> To further probe the C–H activation step, arene **1a** was treated with a mixture of toluene and D<sub>2</sub>O under standard conditions in the absence of Pd<sub>3</sub>Cl, affording 67% deuterated **1a** with deuterium incorporation (Scheme 3b-i). Other parallel experiments were also conducted, though deuterium scrambling was not observed under the conditions without Pd and the (*p*-MeC<sub>6</sub>H<sub>4</sub>)<sub>3</sub>P ligand or without Ag salts (Scheme 3b-ii and iii), indicating that the phosphine-ligated silver complex is responsible for cleaving the C–H bond in the direct arylation reaction.<sup>61–70,75–81</sup> Notably, <sup>31</sup>P-NMR analysis of the solution of Pd<sub>3</sub>Cl and (*p*-MeC<sub>6</sub>H<sub>4</sub>)<sub>3</sub>P suggested that ligand exchange between (*p*-MeC<sub>6</sub>H<sub>4</sub>)<sub>3</sub>P and PPh<sub>3</sub> in the cluster occurred.<sup>82</sup> In addition, the Pd<sub>3</sub>Cl cluster mainly remained intact in the reaction mixture between Pd<sub>3</sub>Cl and NaO<sup>t</sup>Bu by <sup>31</sup>P-NMR analysis (for details, see the ESI<sup>†</sup>), indicating that the base did not interact with Pd<sub>3</sub>Cl directly. Kinetic isotope effect (KIE) studies *via* the parallel reactions of deuterated 1-bromo-4-fluoronaphthalene **d-1a** and nondeuterated **1a** were also conducted, respectively, giving the corresponding products with a primary *k<sub>H</sub>/k<sub>D</sub>* of 2.2, suggesting that the C–H bond cleavage is likely to be rate determining in the catalysis.<sup>83</sup> These available mechanistic data are consistent with those of synergistic Ag-mediated C–H activation and Pd<sub>3</sub> core-catalyzed arylation.<sup>61–70,75–81</sup> In this case, the initial C–H bond activation of arenes using a phosphine-ligated Ag(i) salt in the reaction can result in the formation of Ag(i)–aryl species, which would undergo transmetalation with Pd<sub>3</sub>Cl. The oxidative addition and reductive elimination of Pd complexes and aryl iodides would deliver the product and regenerate the Pd<sub>3</sub>I catalyst. However, due to the similar results in the reactions using other palladium trimers and mononuclear palladium sources, the mechanism of clusters acting as a reservoir to mononuclear Pd species or aggregation to nanoparticles as the catalytically active species is also possible.



Scheme 3 Preliminary mechanistic studies.

## Conclusions

In summary, we have developed an efficient method for direct C(sp<sup>2</sup>)-H arylation with aryl iodides using a palladium trimer catalyst under the assistance of phosphine-ligated Ag(i). It should be highlighted that the current direct arylation of an aryl C–H bond proceeds smoothly under mild conditions which is highly appealing from the perspective of practical





applications. Mechanistic experiments suggested that catalytic intermediates feature an atomically defined cationic trinuclear Pd cluster core that may function throughout the cycle. The present study may pave the way to a broader application of the Pd<sub>3</sub> cluster in synthetic transformations.

## Author contributions

J. Y. and X. W. directed the project; J. Y., X. K., M. Z. and X. W. designed the experiments; J. Bai and Y. G. performed all the SAESI-MS studies; J. Y. performed all the experiments and analyzed all the data; J. Y. and X. W. wrote the manuscript with contributions from all authors.

## Conflicts of interest

There are no conflicts to declare.

## Acknowledgements

The authors acknowledge financial support from the National Key R&D Program of China (No. 2021YFA1500100) and the National Natural Science Foundation of China (21821002). The authors appreciate the valuable discussion of this work with Prof. Mian Guo and Prof. Hong Yi at Wuhan University.

## References

- R. H. Holm, P. Kennepohl and E. I. Solomon, *Chem. Rev.*, 1996, **96**, 2239–2314.
- G. A. Somorjai, A. M. Contreras, M. Montano and R. M. Rioux, *Proc. Natl. Acad. Sci. U. S. A.*, 2006, **103**, 10577–10583.
- P. Buchwalter, J. Rosé and P. Braunstein, *Chem. Rev.*, 2015, **115**, 28–126.
- S. Cao, F. Tao, Y. Tang, Y. Li and J. Yu, *Chem. Soc. Rev.*, 2016, **45**, 4747–4765.
- R. Jin, C. Zeng, M. Zhou and Y. Chen, *Chem. Rev.*, 2016, **116**, 10346–10413.
- L. Liu and A. Corma, *Chem. Rev.*, 2018, **118**, 4981–5079.
- Y. Du, H. Sheng, D. Astruc and M. Zhu, *Chem. Rev.*, 2020, **120**, 526–622.
- J. Tang and L. Zhao, *Chem. Commun.*, 2020, **56**, 1915–1925.
- R. Jin, G. Li, S. Sharma, Y. Li and X. Du, *Chem. Rev.*, 2021, **121**, 567–648.
- A. D. Burrows and D. M. P. Mingos, *Transition Met. Chem.*, 1993, **18**, 129–148.
- I. I. Moiseev, T. A. Stromnova and M. N. Vargaftik, *J. Mol. Catal.*, 1994, **86**, 71–94.
- I. I. Moiseev and M. N. Vargaftik, *New J. Chem.*, 1998, **22**, 1217–1227.
- D. M. P. Mingos and R. Vilar, *Synthesis and Reactivity of Palladium Cluster Compounds*, *J. Organomet. Chem.*, 1998, **557**, 131–142.
- T. Murahashi and H. Kurosawa, *Coord. Chem. Rev.*, 2002, **231**, 207–228.
- K. J. Bonney and F. Schoenebeck, *Chem. Soc. Rev.*, 2014, **43**, 6609–6638.
- K. Osakada, Y. Tsuchido and M. Tanabe, *Coord. Chem. Rev.*, 2020, **412**, 213195.
- Q. Liu and L. Zhao, *Chin. J. Chem.*, 2020, **38**, 1897–1908.
- C. Fricke, T. Sperger, M. Mendel and F. Schoenebeck, *Angew. Chem., Int. Ed.*, 2021, **60**, 3355–3366.
- G. W. Bushnell, K. R. Dixon, P. M. Moroney, A. D. Rattray and C. E. Wan, *J. Chem. Soc., Chem. Commun.*, 1977, 709–710.
- S. Blanchard, L. Fensterbank, G. Gontard, E. Lacôte, G. Maestri and M. Malacria, *Angew. Chem., Int. Ed.*, 2014, **53**, 1987–1991.
- X. Y. Deng, J. H. Lin and J. C. Xiao, *Org. Lett.*, 2016, **18**, 4384–4387.
- R. Usui and Y. Sunada, *Inorg. Chem.*, 2021, **60**, 15101–15105.
- K. M. Appleby, E. Dzotsi and N. W. J. Scott, *Organometallics*, 2021, **40**, 3560–3570.
- A. Monfredini, V. Santacroce, P. A. Deyris, R. Maggi, F. Bigi, G. Maestri and M. Malacria, *Dalton Trans.*, 2016, **45**, 15786–15790.
- A. Monfredini, V. Santacroce, L. Marchio, R. Maggi, F. Bigi, G. Maestri and M. Malacria, *ACS Sustainable Chem. Eng.*, 2017, **5**, 8205–8212.
- M. Lanzi, T. Cañeque, L. Marchio, R. Maggi, F. Bigi, M. Malacria and G. Maestri, *ACS Catal.*, 2018, **8**, 144–147.
- C. Cecchini, M. Lanzi, G. Cera, M. Malacria and G. Maestri, *Synthesis*, 2019, **51**, 1216–1224.
- A. Serafino, N. Camedda, M. Lanzi, N. D. Ca', G. Cera and G. Maestri, *J. Org. Chem.*, 2021, **86**, 15433–15452.
- C. L. Lv, H. Cheng, W. He, M. I. A. Shah, C. Q. Xu, X. J. Meng, L. Jiao, S. Q. Wei, J. Li, L. Liu and Y. D. Li, *Nano Res.*, 2016, **9**, 2544–2550.
- F. Fu, J. Xiang, H. Cheng, L. Cheng, H. Chong, S. Wang, P. Li, S. Wei, M. Zhu and Y. Li, *ACS Catal.*, 2017, **7**, 1860–1867.
- Y. Yun, H. Sheng, J. Yu, L. Bao, Y. Du, F. Xu, H. Yu, P. Li and M. Zhu, *Adv. Synth. Catal.*, 2018, **360**, 4731–4743.
- C. J. Diehl, T. Scattolin, U. Englert and F. Schoenebeck, *Angew. Chem., Int. Ed.*, 2019, **58**, 211–215.
- N. W. J. Scott, M. J. Ford, C. Schotes, R. R. Parker, A. C. Whitwood and I. J. S. Fairlamb, *Chem. Sci.*, 2019, **10**, 7898–7906.
- N. W. J. Scott, M. J. Ford, N. Jeddi, A. Eyles, L. Simon, A. C. Tanner, A. C. Whitwood, C. E. Willans and I. J. S. Fairlamb, *J. Am. Chem. Soc.*, 2021, **143**, 9682–9693.
- F. Garnes-Portolés, R. Greco, J. Oliver-Meseguer, J. Castellanos-Soriano, M. C. Jiménez, M. López-Haro, J. C. Hernández-Garrido, M. Boronat, R. Pérez-Ruiz and A. Leyva-Pérez, *Nat. Catal.*, 2021, **4**, 293–303.



- 36 D. Alberico, M. E. Scott and M. Lautens, *Chem. Rev.*, 2007, **107**, 174–238.
- 37 L. C. Campeau, D. R. Stuart and K. Fagnou, *Aldrichimica Acta*, 2007, **40**, 35–41.
- 38 L. Ackermann, R. Vicente and A. R. Kapdi, *Angew. Chem., Int. Ed.*, 2009, **48**, 9792–9826.
- 39 M. Simonetti, D. M. Cannas and I. Larrosa, *Adv. Organomet. Chem.*, 2017, **67**, 299–399.
- 40 S. Yuan, J. B. Chang and B. Yu, *Top. Curr. Chem.*, 2020, **378**, 23.
- 41 N. R. Deprez, D. Kalyani, A. Krause and M. S. Sanford, *J. Am. Chem. Soc.*, 2006, **128**, 4972–4973.
- 42 K. L. Hull and M. S. Sanford, *J. Am. Chem. Soc.*, 2007, **129**, 11904–11905.
- 43 N. Lebrasseur and I. Larrosa, *J. Am. Chem. Soc.*, 2008, **130**, 2926–2927.
- 44 L. Caron, L. C. Campeau and K. Fagnou, *Org. Lett.*, 2008, **10**, 4533–4536.
- 45 O. René and K. Fagnou, *Org. Lett.*, 2010, **12**, 2116–2119.
- 46 T. H. Park, A. J. Hickman, K. Koh, S. Martin, A. G. Wong-Foy, M. S. Sanford and A. J. Matzger, *J. Am. Chem. Soc.*, 2011, **133**, 20138–20141.
- 47 Y. N. Wang, X. Q. Guo, X. H. Zhu, R. Zhong, L. H. Cai and X. F. Hou, *Chem. Commun.*, 2012, **48**, 10437–10439.
- 48 A. M. Wagner, A. J. Hickman and M. S. Sanford, *J. Am. Chem. Soc.*, 2013, **135**, 15710–15713.
- 49 T. Yan, L. Zhao, M. He, J. F. Soulé, C. Bruneau and H. Doucet, *Adv. Synth. Catal.*, 2014, **356**, 1586–1596.
- 50 M. He, J. F. Soulé and H. Doucet, *ChemCatChem*, 2015, **7**, 2130–2140.
- 51 C. Colletto, S. Islam, F. Juliá-Hernández and I. Larrosa, *J. Am. Chem. Soc.*, 2016, **138**, 1677–1683.
- 52 A. Hfaiedh, H. B. Ammar, J. F. Soulé and H. Doucet, *Org. Biomol. Chem.*, 2017, **15**, 7447–7455.
- 53 J. Kim and S. H. Hong, *ACS Catal.*, 2017, **7**, 3336–3343.
- 54 L. Y. Liu, J. X. Qiao, K. S. Yeung, W. R. Ewing and J. Q. Yu, *J. Am. Chem. Soc.*, 2019, **141**, 14870–14877.
- 55 L. Y. Liu, J. X. Qiao, K. S. Yeung, W. R. Ewing and J. Q. Yu, *Angew. Chem., Int. Ed.*, 2020, **59**, 13831–13835.
- 56 T. W. Lyons and M. S. Sanford, *Chem. Rev.*, 2010, **110**, 1147–1169.
- 57 H. M. L. Davies, J. Du Bois and J. Q. Yu, *Chem. Soc. Rev.*, 2011, **40**, 1855–1856.
- 58 N. Kuhl, M. N. Hopkinson, J. Wencel-Delord and F. Glorius, *Angew. Chem., Int. Ed.*, 2012, **51**, 10236–10254.
- 59 J. Wencel-Delord and F. Glorius, *Nat. Chem.*, 2014, **5**, 369–375.
- 60 J. F. Hartwig and M. Larsen, *ACS Cent. Sci.*, 2016, **2**, 281–292.
- 61 P. Wedi and M. van Gemmeren, *Angew. Chem., Int. Ed.*, 2018, **57**, 13016–13027.
- 62 P. Ricci, K. Kramer, X. C. Cambeiro and I. Larrosa, *J. Am. Chem. Soc.*, 2013, **135**, 13258–13261.
- 63 P. Ricci, K. Krämer and I. Larrosa, *J. Am. Chem. Soc.*, 2014, **136**, 18082–18086.
- 64 D. Whitaker, J. Burés and I. Larrosa, *J. Am. Chem. Soc.*, 2016, **138**, 8384–8387.
- 65 C. Colletto, A. Panigrahi, J. Fernandez-Casado and I. Larrosa, *J. Am. Chem. Soc.*, 2018, **140**, 9638–9643.
- 66 M. Batuecas, J. Luo, I. Gergelitsova, K. Krämer, D. Whitaker, I. J. Vitorica-Yrezabal and I. Larrosa, *ACS Catal.*, 2019, **9**, 5268–5278.
- 67 A. Panigrahi, D. Whitaker, I. J. Vitorica-Yrezabal and I. Larrosa, *ACS Catal.*, 2020, **10**, 2100–2107.
- 68 M. D. Lotz, N. M. Camasso, A. J. Canty and M. S. Sanford, *Organometallics*, 2017, **36**, 165–171.
- 69 S. Y. Lee and J. F. Hartwig, *J. Am. Chem. Soc.*, 2016, **138**, 15278–15284.
- 70 A. Tlahuext-Aca, S. Y. Lee, S. Sakamoto and J. F. Hartwig, *ACS Catal.*, 2021, **11**, 1430–1434.
- 71 A. I. Boldyrev and L.-S. Wang, *Chem. Rev.*, 2005, **105**, 3716–3757.
- 72 J. M. Mercero, A. I. Boldyrev, G. Merino and J. M. Ugalde, *Chem. Soc. Rev.*, 2015, **44**, 6519–6534.
- 73 I. Fernández, G. Frenking and G. Merino, *Chem. Soc. Rev.*, 2015, **44**, 6452–6463.
- 74 Y. Wang, A. Monfredini, P. A. Deyris, F. Blanchard, E. Derat, G. Maestri and M. Malacria, *Chem. Sci.*, 2017, **8**, 7394–7402.
- 75 K. L. Bay, Y. F. Yang and K. N. Houk, *J. Organomet. Chem.*, 2018, **864**, 19–25.
- 76 A. L. Mudarra and S. M. H. Perez-Temprano, *Org. Biomol. Chem.*, 2019, **17**, 1655–1667.
- 77 T. Bhattacharya, S. Dutta and D. Maiti, *ACS Catal.*, 2021, **11**, 9702–9714.
- 78 G. Athavan, T. N. Tanner, A. C. Whitwood, I. J. S. Fairlamb and R. N. Perutz, *Organometallics*, 2022, **22**, 3175–3184.
- 79 L. A. Wilkinson, J. A. Pike and J. W. Walton, *Organometallics*, 2017, **36**, 4376–4381.
- 80 W. P. Li, D. D. Yuan, G. Q. Wang, Y. Zhao, J. Xie, S. H. Li and C. J. Zhu, *J. Am. Chem. Soc.*, 2019, **141**, 3187–3197.
- 81 Y. Shimoyama, J. Kuwabara and T. Kanbara, *ACS Catal.*, 2020, **10**, 3390–3397.
- 82 K. R. Dixon and A. D. Rattray, *Inorg. Chem.*, 2002, **41**, 1099–1103.
- 83 E. M. Simmons and J. F. Hartwig, *Angew. Chem., Int. Ed.*, 2012, **51**, 3066–3072.

