


 Cite this: *RSC Adv.*, 2023, 13, 3694

Synthetic aspects of 1,4- and 1,5-benzodiazepines using *o*-phenylenediamine: a study of past quinquennial

 Sunita Teli, Pankaj Teli, Shivani Soni, Nusrat Sahiba and Shikha Agarwal *

Benzodiazepines, seven-membered heterocyclic compounds having two nitrogen atoms at different positions, are ruling scaffolds in the area of pharmaceutical industry. They act as cardinal moieties in organic synthesis as well as in medicinal chemistry. Among the different benzodiazepines, 1,4- and 1,5-benzodiazepines play a far-reaching role in the field of biological activities such as anticonvulsion, anti-anxiety, sedation, and hypnotics. In the past few decades, researchers have conducted a lot of work on these moieties and developed broad, valuable, and significant approaches for their synthesis. In this review article, we recapitulate the systematic synthetic strategies of 1,4- and 1,5-benzodiazepines using *o*-phenylenediamine as a precursor over the past five years (2018–2022). This article will be helpful for scientists and researchers to examine and explore novel and efficient methods for the synthesis of these biologically active moieties.

 Received 25th September 2022
 Accepted 9th January 2023

DOI: 10.1039/d2ra06045k

rsc.li/rsc-advances

1. Introduction

Heterocyclic moieties have gained tremendous interest due to their use in our daily life and their pivotal role in drug development and discovery. Among the heterocycles, benzodiazepines (BZDs) are one of the most significant and highly examined aromatic heterocycle, containing a benzene ring and a diazepine ring.

In the past few decades, BZDs have played a remarkable role as heterocyclic moieties in the field of organic synthesis and

medicine due to their wide range of applications in the pharmaceutical field, which include various types of activities such as antidepressant, anticonvulsant, muscle relaxant, anxiolytic, antiepileptic, hypnotic and sedative functions.^{1–9} The first commercially identified benzodiazepine drug is chlordiazepoxide/librium, which was discovered by Hoffmann-La Roche chemist Leo Sternbach and his colleague in 1955, but by 1960, it was marketed as Librium. In 1963, one more benzodiazepine drug, valium, was developed by Hoffmann-La Roche, which is a well-known drug named “diazepam”.

There are various types of BZDs, namely, 1,2-BZDs, 1,3-BZDs, 1,4-BZDs, 1,5-BZDs, 2,3-BZDs, and 2,4-BZDs, but widely used BZDs are 1,4- and 1,5-BZDs.¹⁰ In the nomenclature of BZDs, the

Synthetic Organic Chemistry Laboratory, Department of Chemistry, MLSU, Udaipur-313001, Rajasthan, India. E-mail: shikhaagarwal@mlsu.ac.in

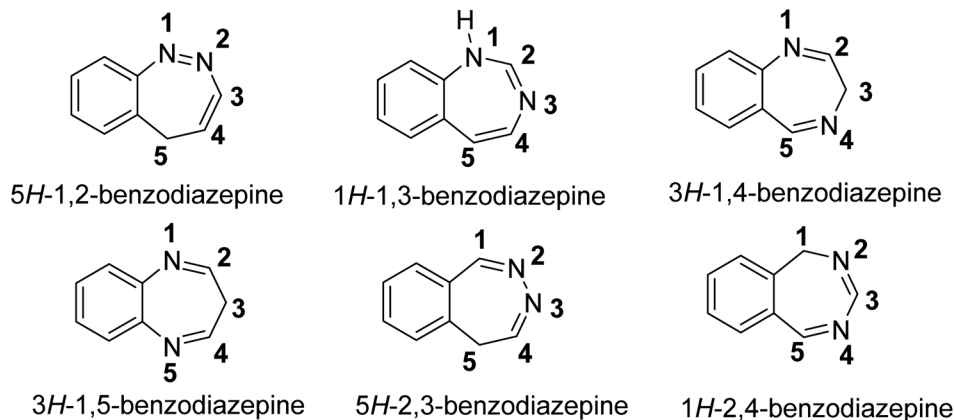


Ms Sunita Teli received her BSc (2016) from the University of Rajasthan and MSc (2020) from Bhupal Nobles' University, Udaipur. Presently, she is pursuing PhD under the supervision of Dr Shikha Agarwal at the Department of Chemistry, MLSU, Udaipur. Her research is focused on synthetic organic chemistry, heterocyclic synthesis, green chemistry and medicinal chemistry.



Mr Pankaj Teli received his BSc and MSc (Industrial Chemistry) from the University College of Science, M. L. Sukhadia University, Udaipur in 2017. Presently, he is a Senior Research Fellow (CSIR-NET) in the Department of Chemistry, MLSU under the supervision of Dr Shikha Agarwal. He has published more than 20 articles in various national and international journals. His research is focused on synthetic organic chemistry, heterocyclic synthesis, green chemistry and medicinal chemistry.



Fig. 1 Structure of different BZDs.¹²

nitrogen ring closest to the benzene ring is given priority,¹¹ so the numbering of various BZDs in the simplest form is given in Fig. 1.



Ms Shivani Soni received her BSc (2017) and MSc (2019) from the University of Kota, KOTA. Presently, she is pursuing PhD under the supervision of Dr Shikha Agarwal at the Department of Chemistry, MLSU, Udaipur. Her research is focused on synthetic organic chemistry, heterocyclic synthesis, green chemistry and medicinal chemistry.



Ms Nusrat Sahiba received her BSc (2013) and MSc (2015) degrees in organic chemistry from Mohanlal Sukhadia University, Udaipur. She qualified CSIR-UGC National eligibility test in 2017 and was awarded with research-fellowship. Currently, she is pursuing her doctoral research as a Senior Research Fellow under the supervision of Dr Shikha Agarwal in MLSU, Udaipur.

She has published more than 30 articles in various national and international journals. Her research work focusses on the chemistry of heterocyclic scaffolds, their synthesis using different catalytic systems and eco-friendly pathways and their bio-applicability against various lethal diseases.



Dr Shikha Agarwal is working as Assistant Professor in the Department of Chemistry, M. L. Sukhadia University, Udaipur since 2012. She received Gold medal in MSc Chemistry in 2006 from the University of Rajasthan, Jaipur. She was a recipient of JRF and SRF from CSIR, New Delhi and qualified GATE-2006 with 98 percentile. She was awarded PhD degree from the University of Rajasthan, Jaipur

in 2011. She has published more than 50 research articles in various national and international journals. She has completed one UGC research project, and three major research projects under RUSA are running. Her research interests are in synthetic organic chemistry, green chemistry, catalysis, combinatorial and medicinal chemistry.

1,5-BZDs possess tremendous activities such as amnesia,¹³ anticonvulsant,¹⁴ hypnotics,¹⁵ analgesic,¹⁶ antimalarial,¹⁷ antifungal,¹⁸ antibacterial,^{19,20} anti-viral,²¹ anti-HIV,²² anti-inflammatory,²³ antitumor,²⁴ and phytotoxic functions.²⁵ There are several commercially approved drugs based on 1,5-BZDs such as clobazam, lofendazam, arfendazam, triflubazam, CP-1414S, cystathionine, nevirapine, and telenzepine (Fig. 2). 1,4-BZDs also possess various activities in the biological and pharmacological field.^{21,26,27} Diazepam, halazepam, prazepam, alprazolam, triazolam, midazolam, clorazepate, temazepam, lorazepam, estazolam, oxazepam and clonazepam are clinically used drugs containing 1,4-benzodiazepine rings, illustrated in Fig. 3.²⁸ The 1,4- and 1,5-BZD skeletons have been synthesized by various protocols such as metal-catalyzed tandem reactions, redox-neutral [5 + 2] annulation with 2-aminobenzaldehyde, isocyanide-based multicomponent reactions, cycloaddition reactions and cyclocondensation reactions.^{29–44}



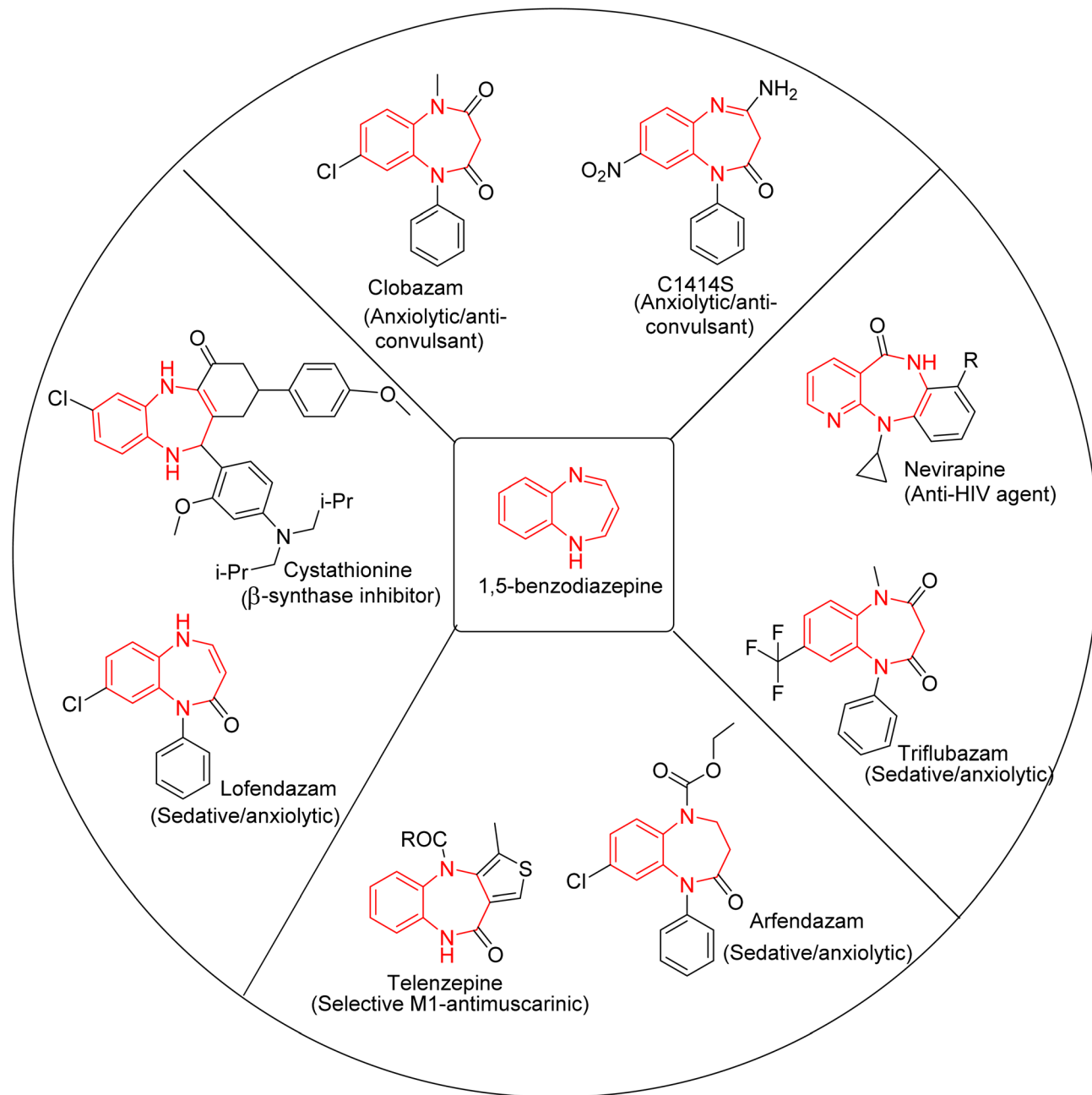


Fig. 2 1,5-Benzodiazepine ring-containing clinically available drugs.

Among the diverse synthetic strategies, the most common synthesis of BZDs involves the condensation of *o*-phenylenediamine (OPD) with various carbonyl compounds in the presence of various catalysts or catalyst-free systems. OPD is an aromatic diamine, which is widely used as an important precursor to many heterocyclic compounds such as benzimidazoles,^{45,46} tetrahydro BZDs⁴⁷ and some other scaffolds. Over the past few years, many improvements have been made in the synthesis of BZDs with respect to reaction efficiency, purity, eco-friendly process, ambient reaction conditions.^{48,49}

Several reviews have been published^{28,50–52} on the synthesis of BZDs but they cannot encapsulate the latest research work done

on this moiety. Singh *et al.*⁵⁰ presented synthetic approaches for the synthesis of 1,5-BZDs from 2013 to 2018. The present review displays recent methodologies for the synthesis of 1,5-BZDs as well as 1,4-BZDs using OPD as a precursor from 2018 to 2022. The review comprises mainly two parts: synthesis of 1,5-BZDs and synthesis of 1,4-BZDs using OPD. Further, the synthesis of 1,5-BZDs is divided into three sections: a two-component reaction, a three-component reaction and a four-component reaction based on the type of reactants. The review will aid the scientific community toward developing systematic and rational approaches for the synthesis of 1,4- and 1,5-BZDs.



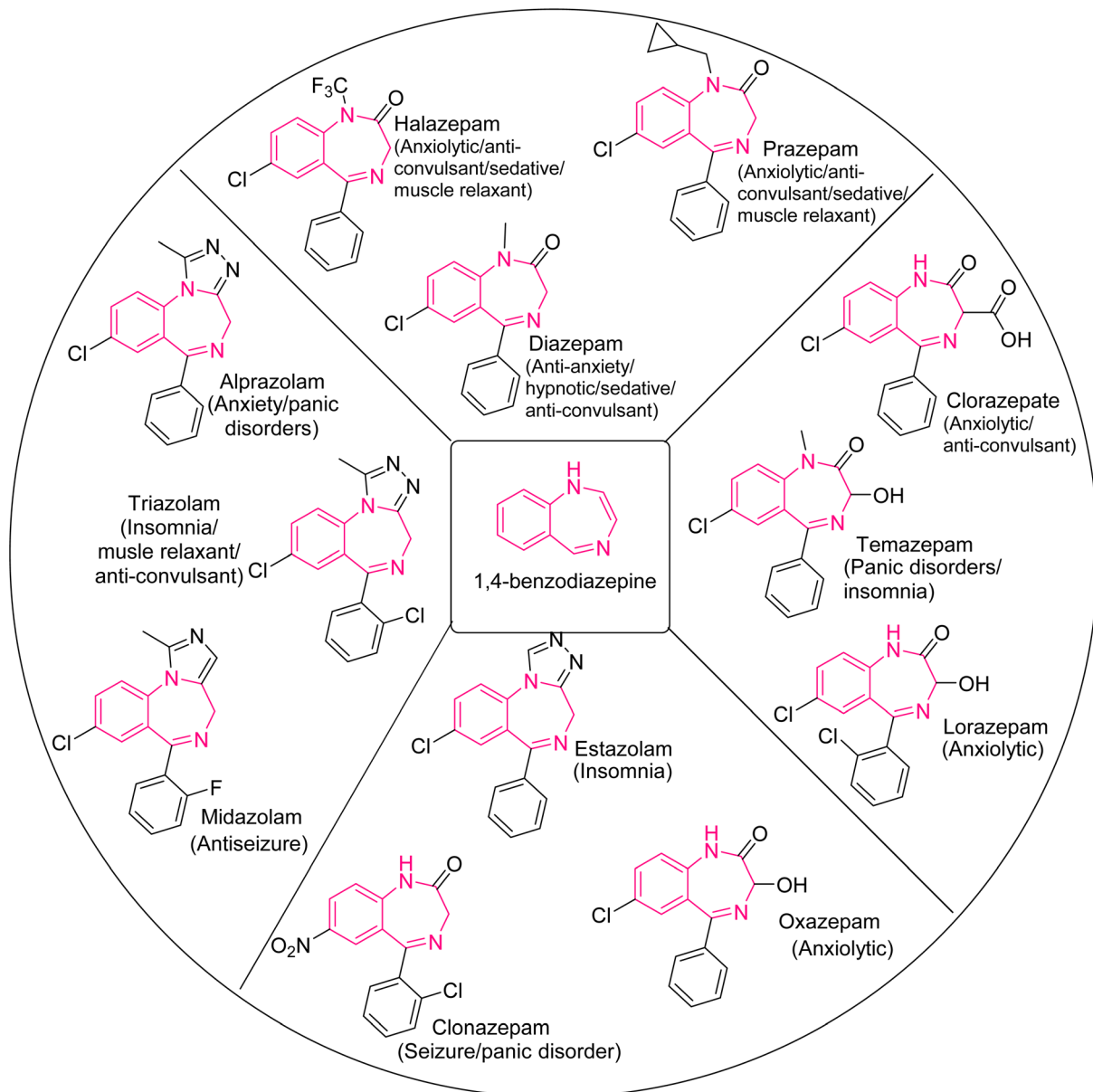


Fig. 3 1,4-Benzodiazepine ring-containing clinically available drugs.

2. Synthetic approaches of BZDs

OPD easily gets condensed with various carbonyl compounds, and is involved in various multicomponent green reactions for the synthesis of N-containing heterocycles.⁵³ Condensation of OPD with various substrates such as β -haloketones, α,β -unsaturated carbonyl compounds or β -dicarbonyl compounds produces BZDs. This review aims to explore the various current approaches of 1,5- and 1,4-BZD synthesis.

2.1. 1,5-BZDs

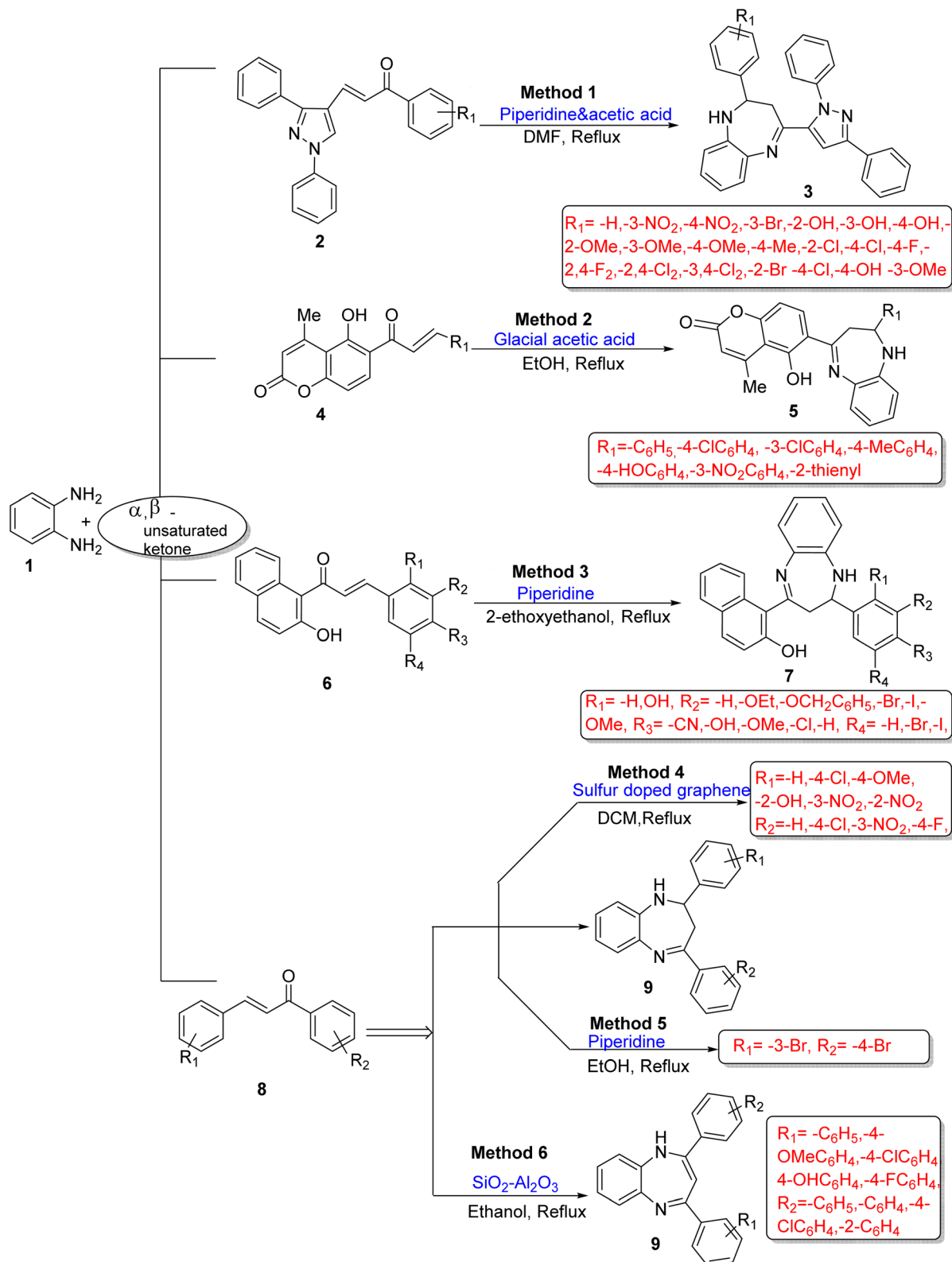
The growth of 1,5-BZDs in organic synthesis and industrial fields shows their importance and versatility. This literature categorized the synthetic strategies of 1,5-BZDs into three parts

on the basis of the number of components taking part in the synthesis, namely, two-component, three-component and four-component reactions for the synthesis of BZDs.

2.1.1. Two-component reactions. In the two-component reaction of 1,5-BZD synthesis, one component is OPD, which is common in all reactions, and the second one is ketone or α,β -unsaturated ketone or 1,3-diketone or carboxylate.

2.1.1.1. Using OPD(OPD) and α,β -unsaturated ketones. Desai *et al.*⁵⁴ developed an efficient methodology for the synthesis of pyrazole-bearing BZDs (**3**) using OPD (**1**) and 3-(1,3-diphenyl-1H-pyrazol-4-yl)-1-phenylprop-2-en-1-ones (**2**) with piperidine and acetic acid as catalysts. The desired products were obtained in 8–10 h using a DMF solvent under reflux conditions. Twenty derivatives were synthesized in 56–79% yields. The designed pathway did not give satisfactory yields of products and

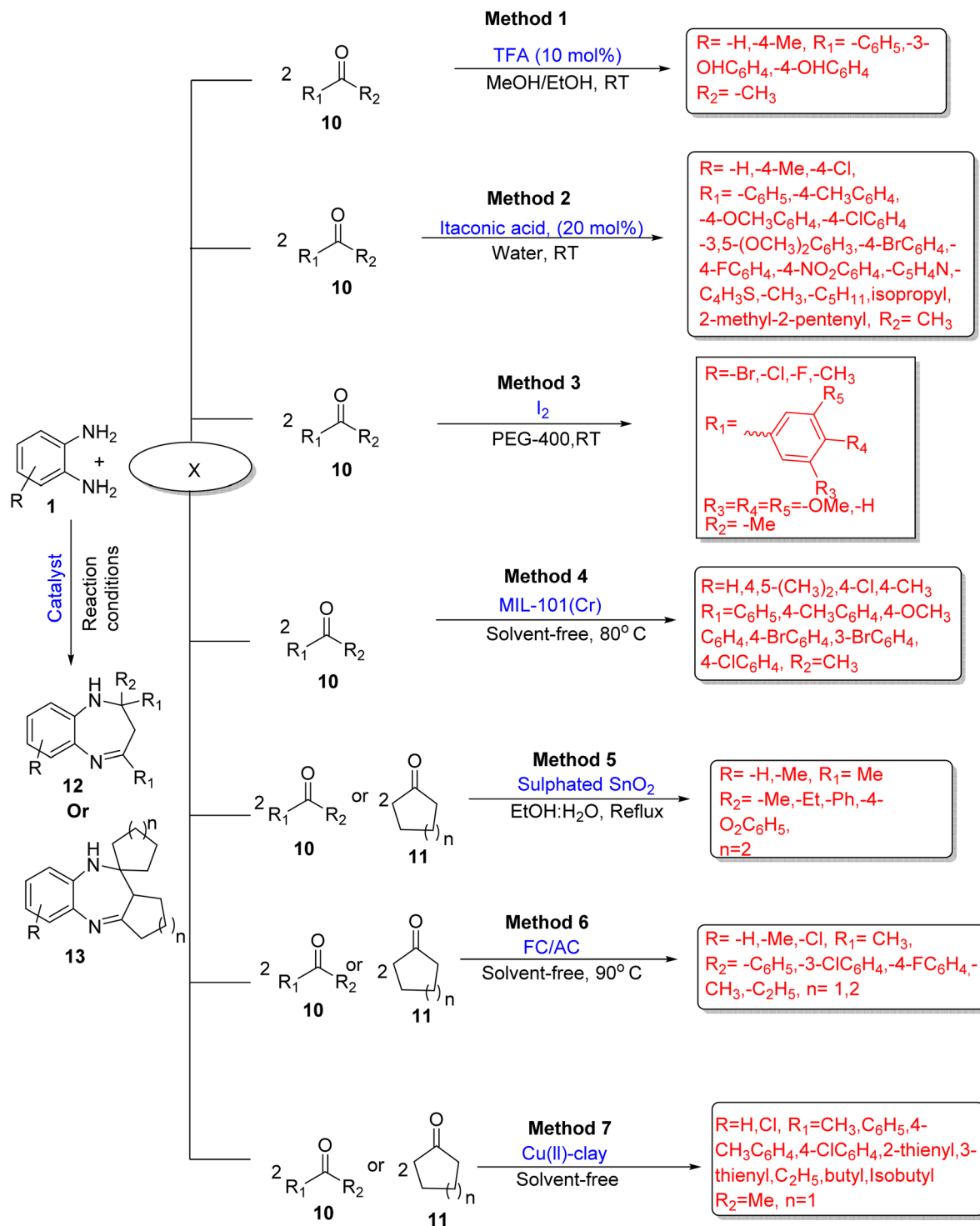




Scheme 1 Two-component reactions of OPD with α,β -unsaturated ketones for synthesis of 1,5-BZDs.

consumed long reaction times (8–10 h), but has a wide substrate scope, and easily available solvent and catalyst were used (Scheme 1; Method 1).

Toan *et al.*⁵⁵ synthesized some 1*H*-1,5-BZDs (5) containing a chromene ring using OPD (1) and α,β -unsaturated ketone (5-hydroxy-4-methyl-6-[(*E*)-3'-(aryl)-prop-2'-enyl]-2*H*-chromen-2-



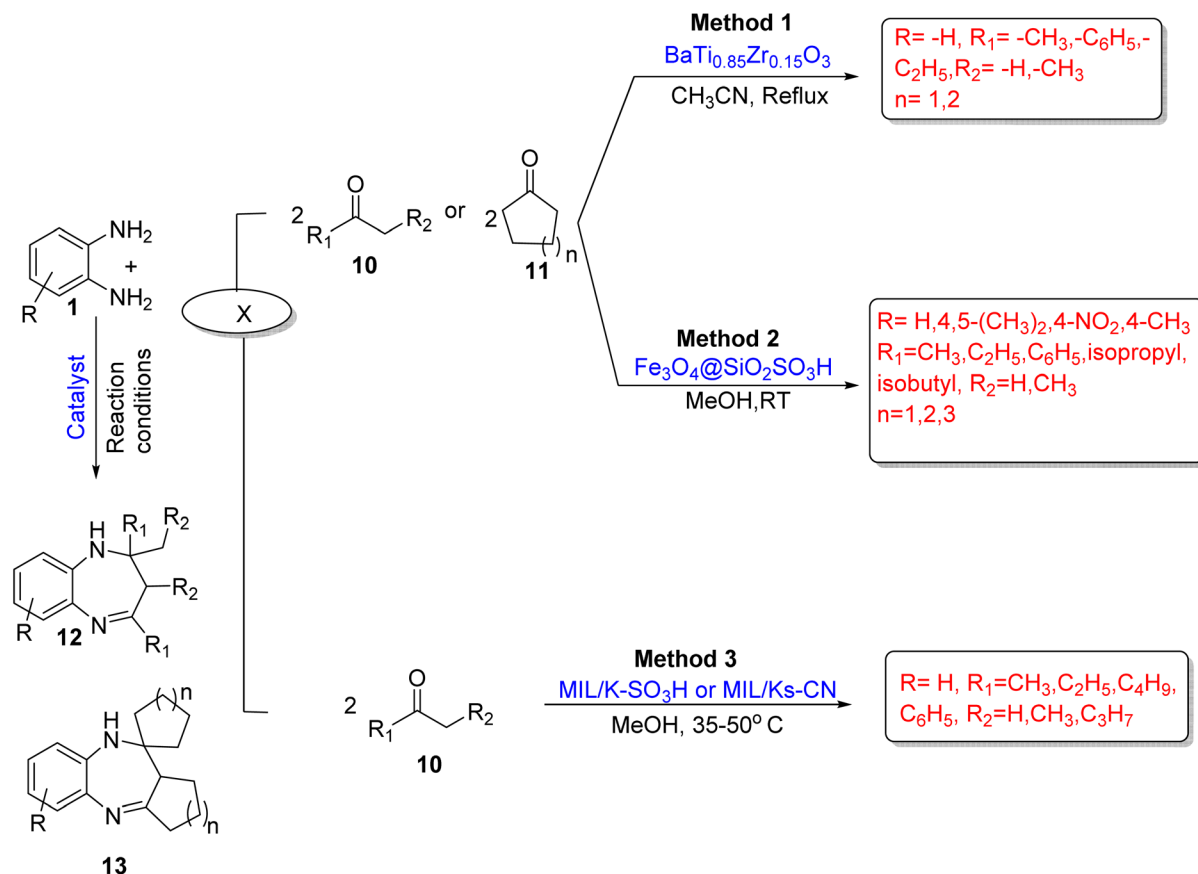
Scheme 2 Two-component reactions of OPD with various ketones for the synthesis of 1,5-BZDs ('X' denotes the second component of the reactions). *n is the number of carbon atoms.

ones) (4) in the presence of glacial acetic acid as a catalyst and ethanol as a solvent. This ketone (4) was prepared from 6-acetyl-5-hydroxy-4-methylcoumarin and aldehyde with piperidine/TEA (triethylamine)/pyridine as a catalyst in ethanol. This protocol showed a range of product yields (39–67%) and reaction time

variations with different substituted aldehydes (Scheme 1; Method 2).

Kottapalle and Shinde⁵⁶ developed a method for the synthesis of BZDs (7) using chalcone (6) and OPD (1) with piperidine in 2-ethoxyethanol. The authors also examined some other organic solvents such as ethanol, DMF, DCM

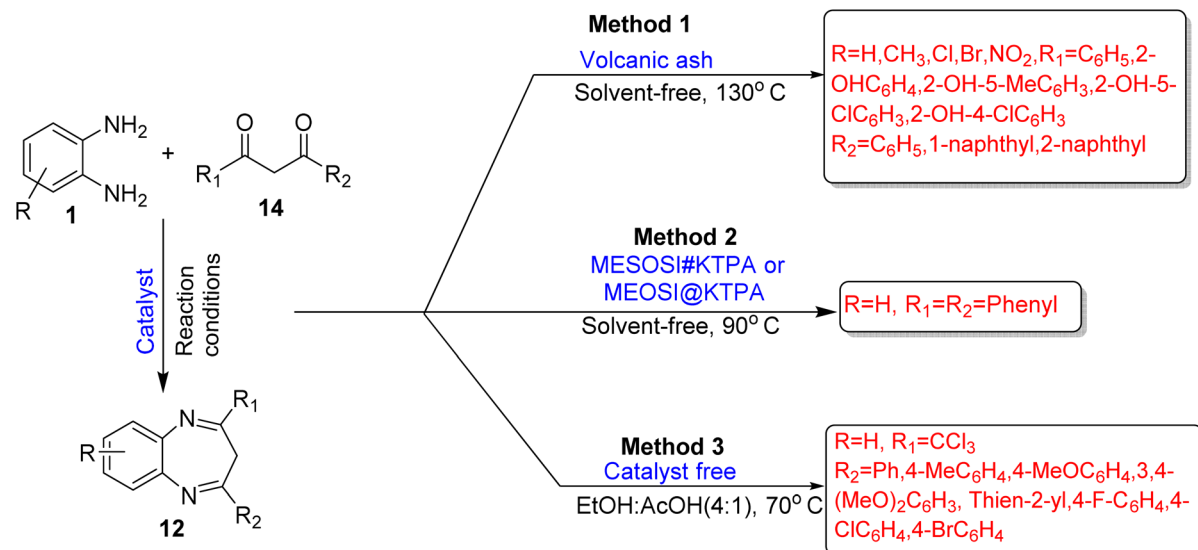




Scheme 3 Two-component reactions of OPD with various ketones for the synthesis of 1,5-BZDs ('X' denotes the second component of the reactions). * n is the number of carbon atoms.

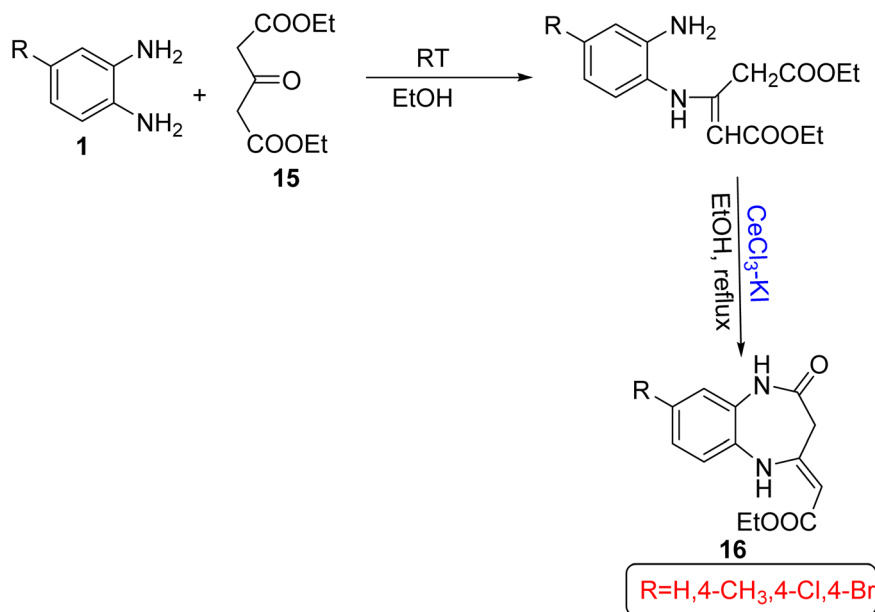
(dichloromethane), acetic acid and THF (tetrahydrofuran) in 55–71% yield, but 2-ethoxyethanol at 1 : 2 molar ratio gave 88% yield in 3 h reaction time (Scheme 1; Method 3).

Chermahini *et al.*⁵⁷ developed an efficient and robust carbocatalyst (sulfur-doped graphene) to catalyse the synthesis of 1,5-BZDs (9) using OPD (1) and chalcone (8). The reaction occurred in the DCM solvent using 8 mol% catalyst at a reflux



Scheme 4 Two-component reactions of OPD with 1,3-dicarbonyls for the synthesis of 1,5-BZDs.





Scheme 5 Two-component reactions of OPD with carboxylate for the synthesis of 1,5-BZDs.

temperature in 6 h with high 85% yield. The authors also examined other organic solvents such as CHCl_3 , THF, H_2O , DMF, EtOH, and hexane, but DCM was found the best. The catalyst was reused up to ten times. The protocol has many advantages such as easy workup process, mild reaction conditions and low catalyst loading (Scheme 1; Method 4).

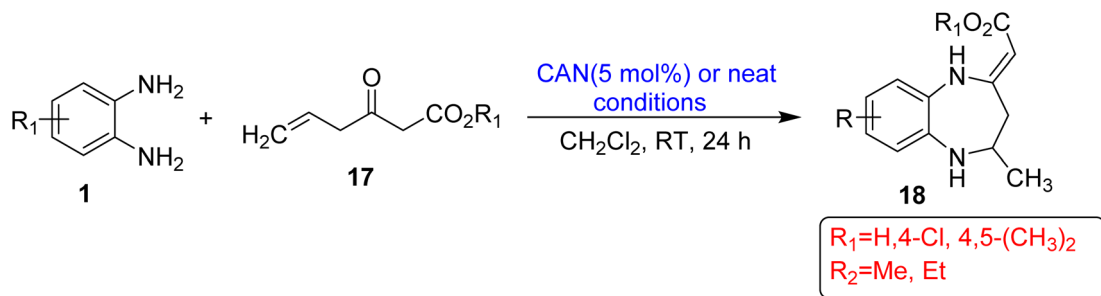
Pathade and Jagdale⁵⁸ fabricated a significant, facile method for the synthesis of 2,3-dihydro-1*H*-1,5-BZDs (9) using OPD (1) and chalcone (8) in ethanol as reaction media and piperidine as a catalyst. The product 2-(3-bromophenyl)-4-(4-bromophenyl)-2,3-dihydro-1*H*-1,5-benzodiazepine (9) was obtained in a 6 h reaction time period at reflux temperature in 85% yield. The authors also found that the product has a high energy gap between HOMO and LUMO, which explains eventual charge transfer interaction within the molecule (Scheme 1; Method 5).

Tayde *et al.*⁵⁹ developed an efficient method for the synthesis of 1,5-BZDs (9) using OPD (1) and chalcone (8) with $\text{SiO}_2\text{-Al}_2\text{O}_3$ (silica-alumina) as a binary mixed metal oxide catalyst and ethanol as a solvent in 93% yield at 80 °C in 60 min. The authors also examined other solvents such as MeOH, CH_2Cl_2 , CH_3CN ,

1,4-dioxane and solvent-free conditions but not obtained satisfactory yields. The catalyst ($\text{SiO}_2\text{-Al}_2\text{O}_3$) was prepared by a hydrothermal method at 150 °C and reused for three times with significant loss in the catalytic activity (Scheme 1; Method 6).

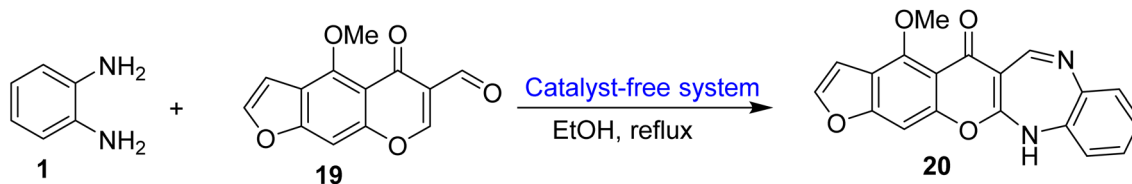
2.1.1.2. OPD and various ketones (cyclic and acyclic). Caiana and co-authors⁶⁰ formulated a method for the synthesis of 1,5-BZDs (12) using OPD (1) and various acetophenones (10) as starting materials and TFA (trifluoroacetic acid) as a catalyst, and 91–95% yield was obtained using methanol and ethanol solvents at RT. The yields were not satisfactory from other examined solvents such as DMF (dimethylformamide), CH_3CN (acetonitrile), and DMSO (dimethyl sulfoxide). The position of hydroxy group on acetophenone also affected the yield and reaction time. *Meta*-hydroxyacetophenone gave slightly high yields in a short reaction time period as compared to *ortho*- and *para*-hydroxyacetophenone (Scheme 2; Method 1).

Tamuli and co-workers⁶¹ developed an eco-friendly methodology for the synthesis of 1,5-BZDs (12) using itaconic acid as a green catalyst from OPD (1) and ketones (10) in water solvent



Scheme 6 Two-component reaction for the synthesis of 1,5-BZD derivatives using OPD and the Nazarov reagent.



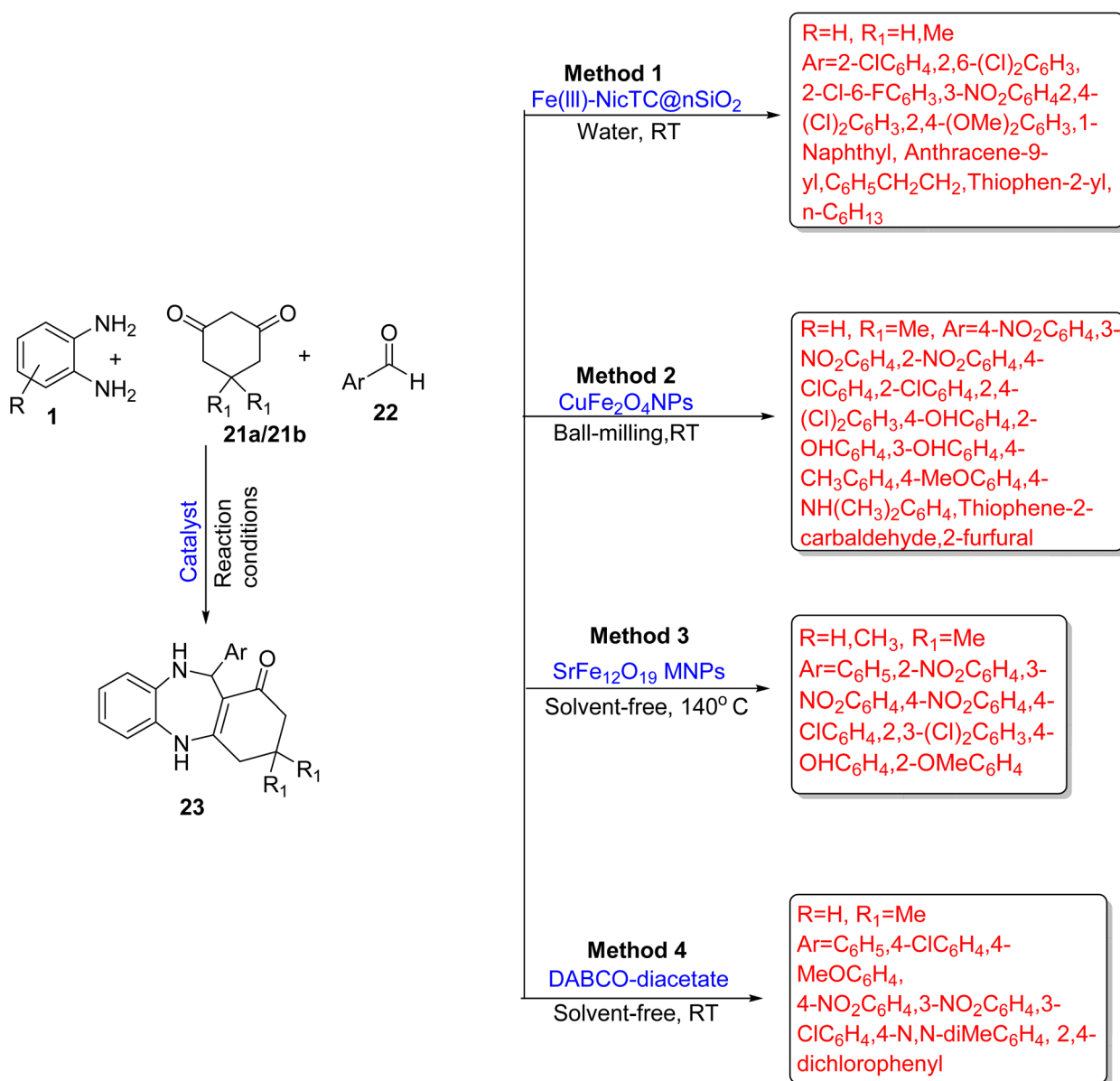


Scheme 7 Two-component reaction for the synthesis of 1,5-BZD derivatives using OPD and 6-formylisnagin.

at RT. The authors examined a large substrate scope and prepared 30 derivatives in good to excellent yields (61–95%). It was found that 20 mol% of catalyst gave 95% yields in half an hour at RT. Green solvent, easily available material, recyclable catalyst (five times), mild conditions, short reaction time, easy workup, excellent yield, wide substrate scope and gram scale

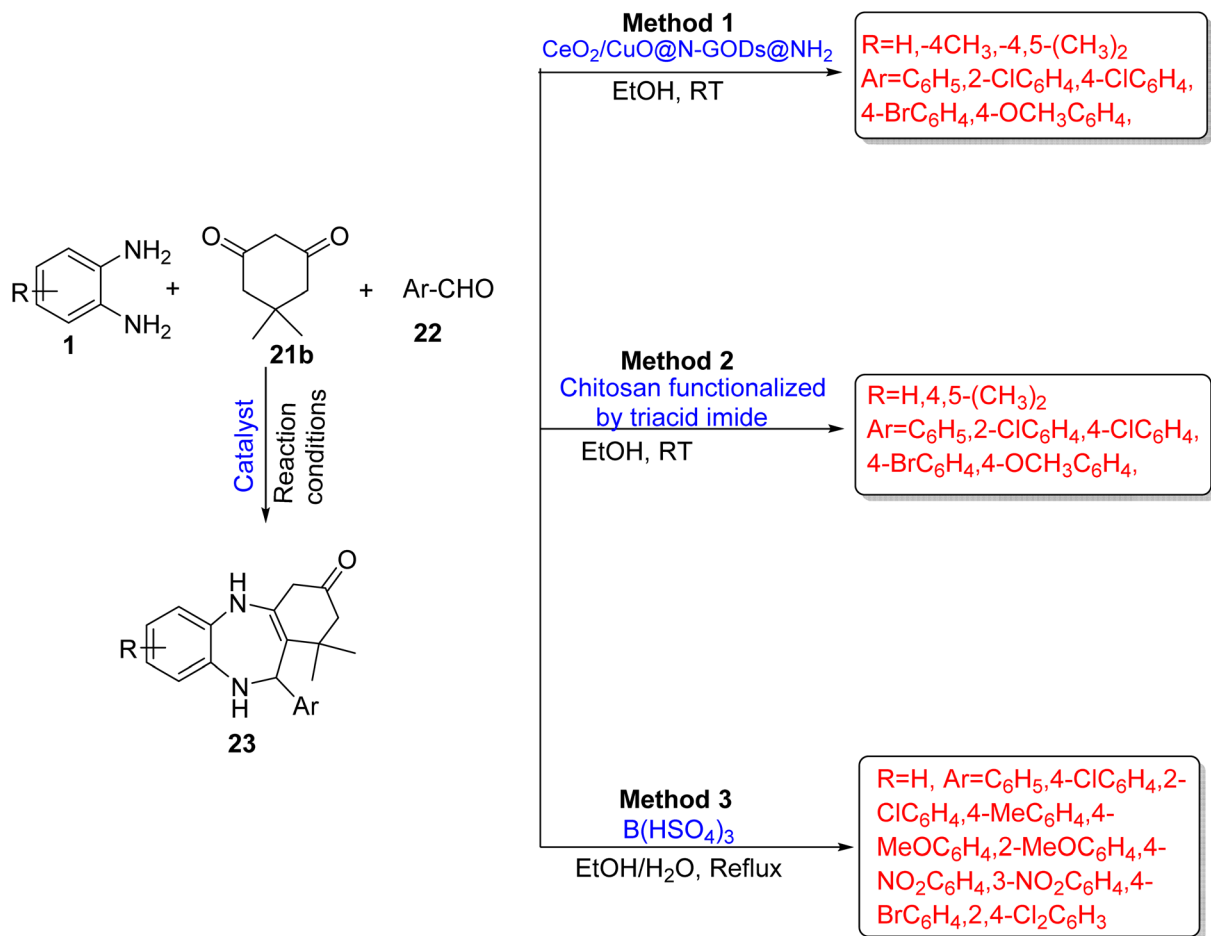
synthesis are among the several advantages of this green protocol (Scheme 2; Method 2).

Peerzade *et al.*⁶² devised an efficient green method for the synthesis of 1,5-BZDs (12) using OPD (1) and substituted acetophenones (10) with I₂ as a catalyst and PEG-400 (polyethylene glycol) as a solvent. The authors synthesized eight derivatives in



Scheme 8 Three-component reactions of OPD with substituted 1,3-cyclohexanedione and aldehydes for the synthesis of 1,5-BZDs.

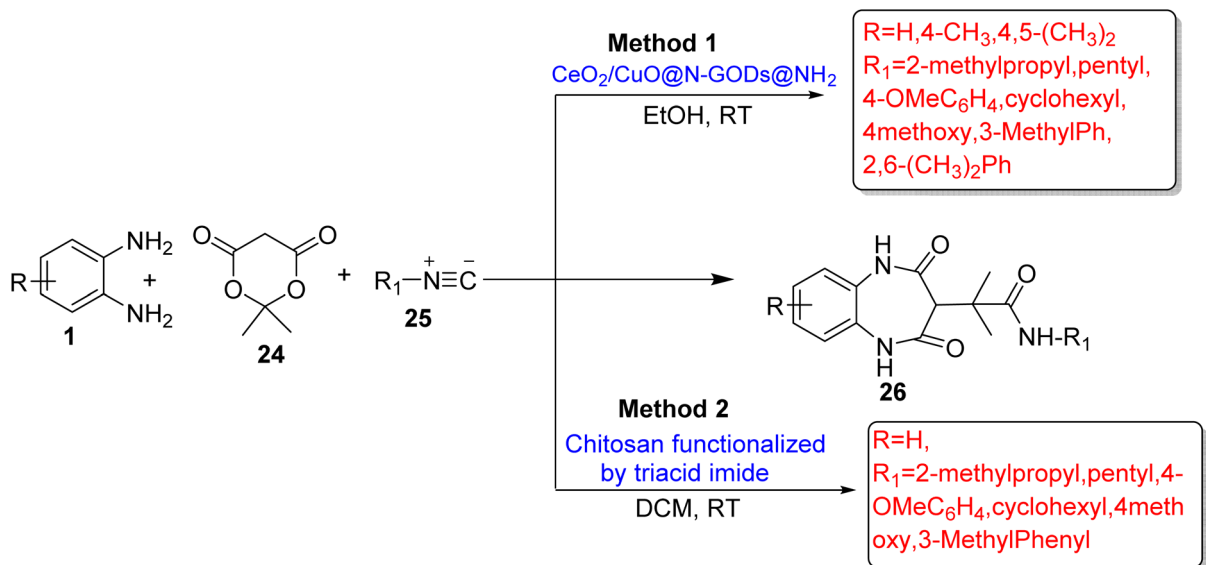




Scheme 9 Three-component reactions of OPD with dimedone and aromatic aldehydes for the synthesis of 1,5-BZDs.

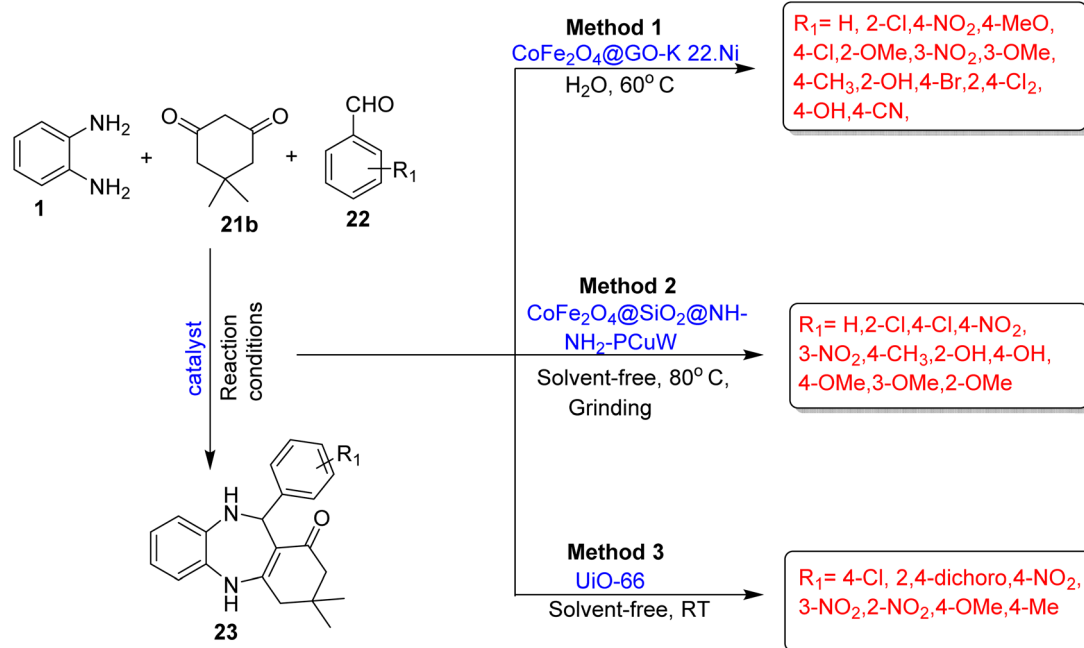
68–88% yields under 5–6 h reaction time at room temperature. The protocol has several benefits such as green solvent, green catalyst, short reaction time, low temperature and good to high yields (Scheme 2; Method 3).

Sarkar and co-workers⁶³ formulated a new method for the synthesis of 1,5-BZDs (**12**) using OPD (**1**) and acetophenones (**10**). The reaction was promoted by a MOF (metal organic framework), MIL-101(Cr), which was prepared by



Scheme 10 Three-component reactions of OPD with Meldrum's acid and isocyanide for the synthesis of 1,5-BZDs.





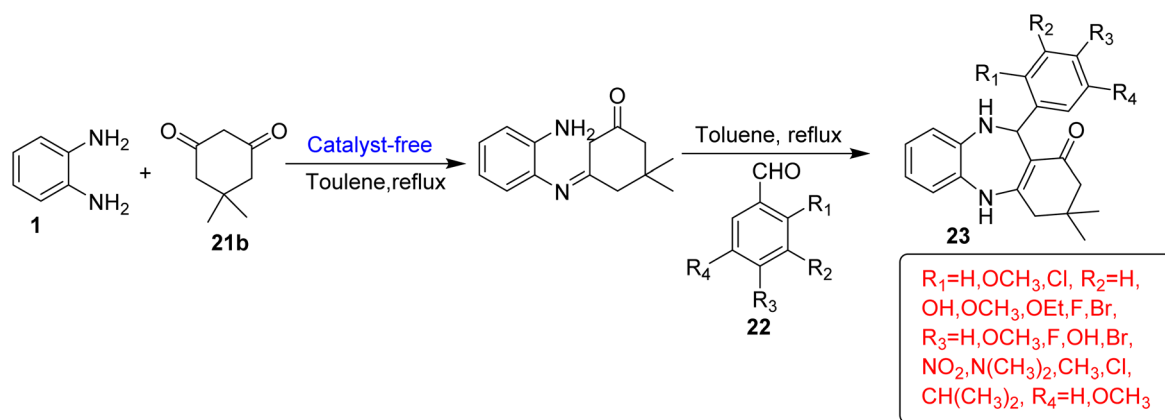
Scheme 11 Three-component reactions for the synthesis of 1,5-BZDs using OPD, dimedone and aromatic aldehyde.

a solvothermal method, using 1,4-benzene-dicarboxylic acid. The presence of electron-withdrawing and -donating groups on diamine or ketones did not affect the selectivity of product. The authors examined 26 derivatives in 84–96% yield at 80°C in 30 min under SFRC (solvent-free reaction conditions). The main advantages of the protocol are low catalyst loading, recyclable catalyst, solvent-free reaction, high yields, short reaction time, and gram-scale synthesis (Scheme 2; Method 4).

Kagne *et al.*⁶⁴ demonstrated the synthesis of 1,5-BZDs (12/13) using OPD (1) and various ketones (10/11) in the presence of sulphated tin oxide as a heterogenous solid super acid catalyst. The author examined various solvents in this method such as acetonitrile, DMF, toluene, chloroform, ethanol, methanol, and ethanol : water (1 : 1) in 72–88% yield. The catalyst showed high recyclability and easy separation, and was recycled for five times

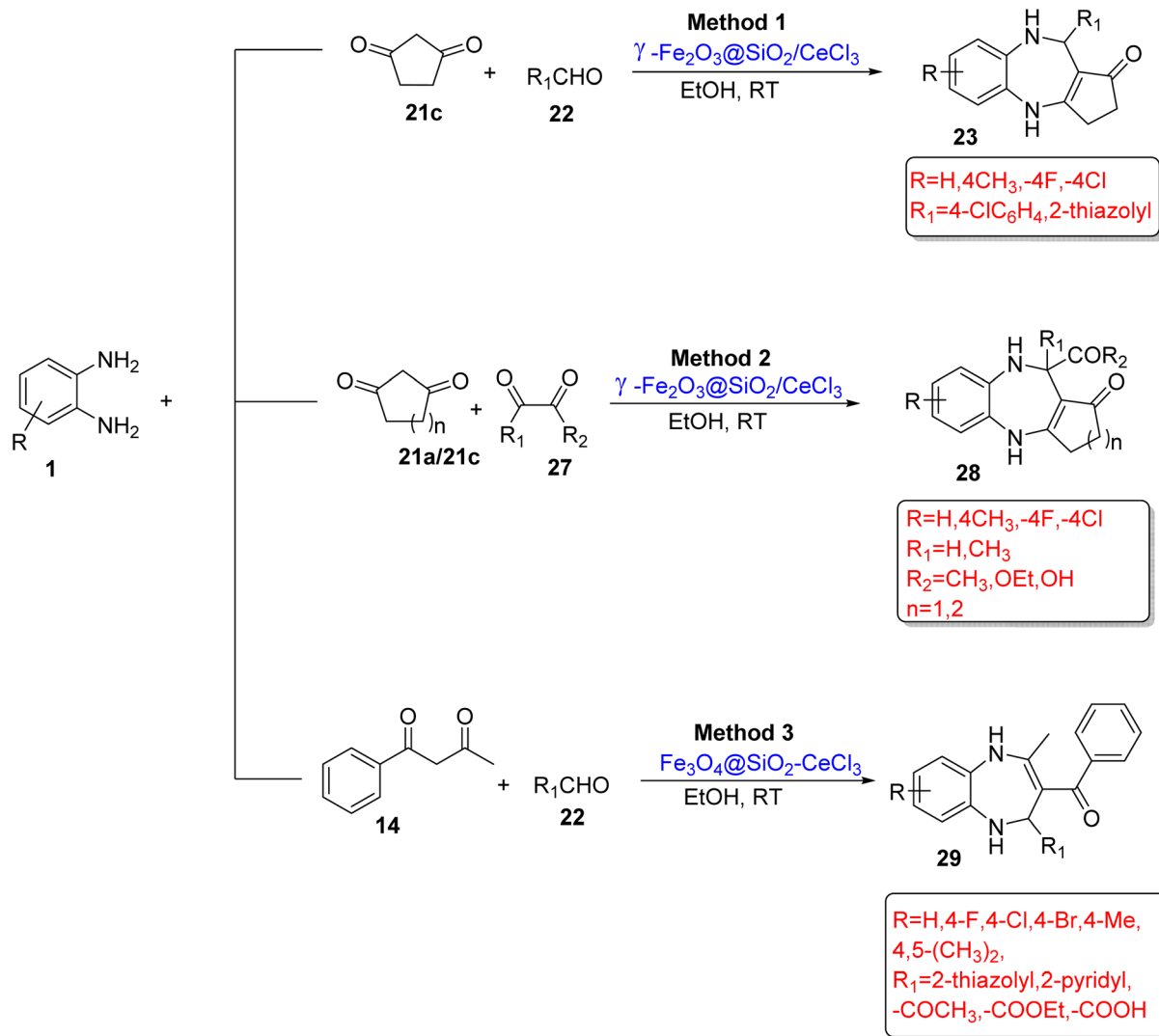
without losing its catalytic action and selectivity. High yield, mild reaction conditions and eco-friendly nature are among the several benefits of the method (Scheme 2; Method 5).

Kusuma *et al.*⁶⁵ reported an efficient and eco-friendly method for the synthesis of 1,5-BZDs (12/13) using OPD (1) and various ketones (10/11) in the presence of FC/AC (ferrocene-supported activated carbon) as heterogeneous acidic catalysts under solvent-free and mild conditions. The authors obtained 90% yield using 10 wt% catalyst at 90°C in 8 h with 99% conversion of diamine and 91% selectivity of the desired product. The authors optimized various reaction conditions such as catalyst loading, solvent effects, temperature, effect of time period and found good to excellent yields with all parameters. The protocol has many benefits such as solvent-free conditions, easy availability of material, up to six times recyclability of catalyst, easy



Scheme 12 Three-component reaction for the synthesis of 1,5-BZD derivatives using OPD, dimedone and aromatic aldehyde.





Scheme 13 Three-component reactions of OPD with 1,3-diketones and aldehydes for the synthesis of 1,5-BZDs. **n* denotes the number of carbon atoms.

work-up, easy separation of catalyst and excellent yield (Scheme 2; Method 6).

Shaikh *et al.*⁶⁶ developed an efficient, novel nanocatalyst Cu(II)-clay *via* a MW-assisted condensation reaction of OPD (**1**) and various ketones (**10/11**) for the synthesis of 1,5-BZDs (**12/13**). The catalyst was prepared using a Cu oligomer and clay. It showed specific activity without using any additive for the synthesis of 1,5-BZDs and reusable up to five cycles. The presence of electron-withdrawing and -donating groups has no effect on the yield. In total, 20 new compounds were prepared in 8–12 min in 90–98% yield under solvent-free conditions (Scheme 2; Method 7).

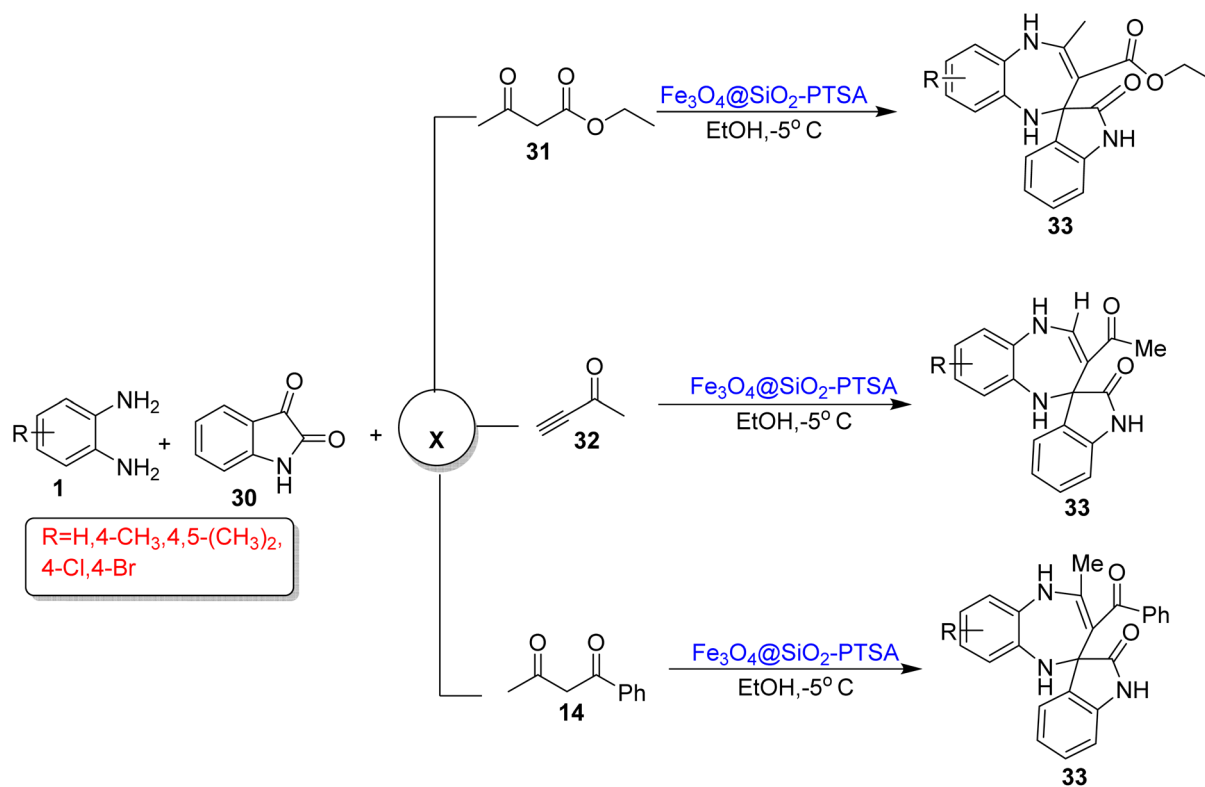
Amouhadi and co-workers⁶⁷ fabricated a novel methodology for the synthesis of 1,5-BZDs (**12/13**) using diamine (**1**) and ketones (**10/11**) with BTZ (BaTi_{0.85}Zr_{0.15}O₃) as an efficient and heterogeneous catalyst under solvent-free conditions. The catalyst was prepared by a hydrothermal method using HAD (hexadecyl amine) as a surfactant, followed by solvothermal

synthesis. The authors obtained 85–98% yield using 0.05 g catalyst in a CH₃CN solvent in 10 min under reflux conditions. Reusable catalyst, easy workup, mild conditions, appropriate reaction time, and easy availability of materials are among the several advantages of the protocol (Scheme 3; Method 1).

Sathe and co-workers⁶⁸ devised an efficient, facile method catalyzed by an iron nanocatalyst Fe₃O₄@SiO₂SO₃H for the synthesis of 1,5-BZDs (**12/13**). The protocol comprises OPD (**1**) and various ketones (**10/11**). The authors optimized various solvents such as EtOH, THF, DCM, iso-propanol, ethyl acetate, CH₃CN, toluene, and MeOH but obtained excellent yields in MeOH at RT. In total, 16 new compounds (**12/13**) were synthesized in 3–6 h in 70–98% yield (Scheme 3; Method 2).

Isaeva and co-workers⁶⁹ designed a cyclo-condensation reaction of OPD (**1**) with various ketones (**10**). It was functionalized with MIL/K-SO₃H (*para*-sulfonatocalix[4]arene) and MIL/Ks-CN (*para-tert*-butylthiacalix[4]arene), and they have -SO₃-H(strong) and -CN(weak) acidic functions. The catalysts were

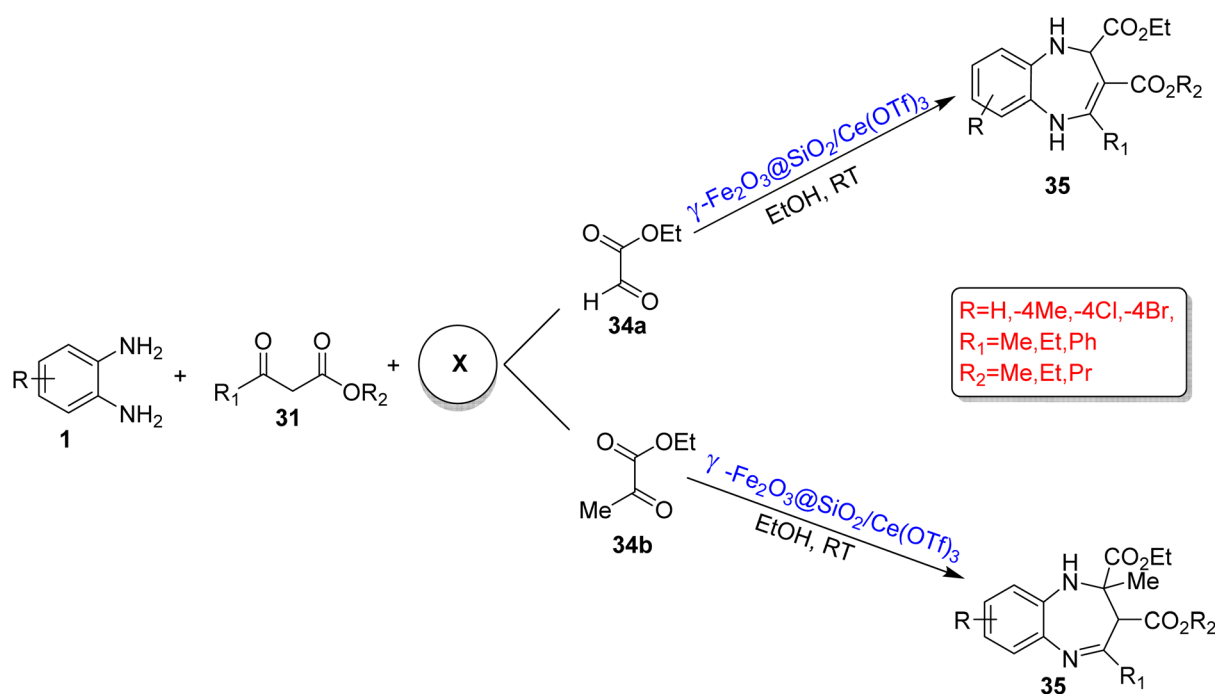




Scheme 14 Three-component reactions of OPD with isatin and various carbonyl compounds for the synthesis of 1,5-BZDs ('X' denotes the third component of the reactions).

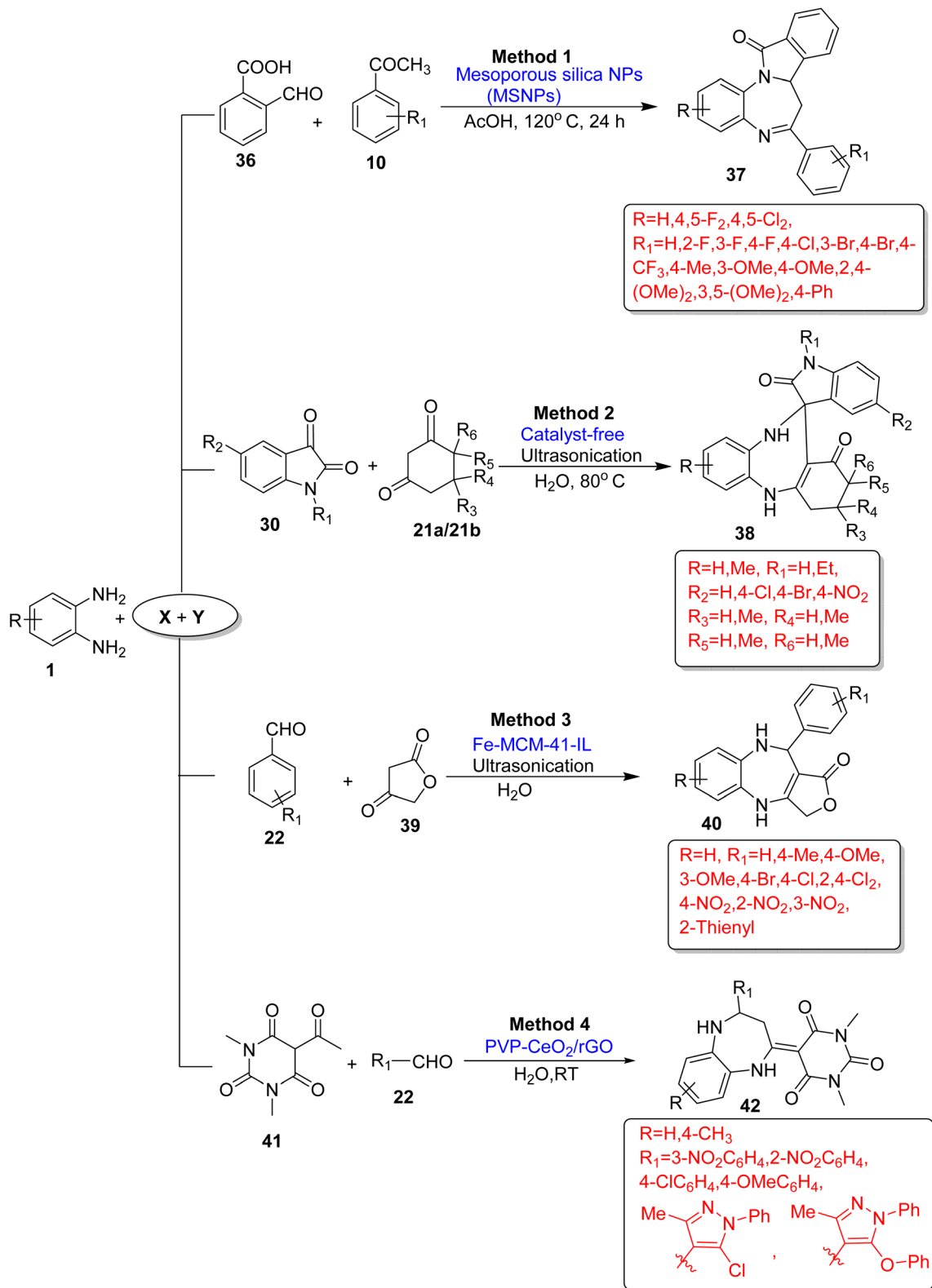
synthesized *via* a MW-assisted reaction and they have MOFs (metal organic frameworks) with LAS (Lewis acid sites). The catalytic activity of MIL/K-SO₃H was higher than that of MIL/Ks-

CN due to the presence of the high acidic functional group – SO₃H. The desired products (12) were obtained in methanol at 35–50 °C in good to excellent yields (Scheme 3; Method 3).



Scheme 15 Three-component reactions of OPD with β -carbonyl ester and ethyl glyoxylate or ethyl pyruvate for the synthesis of 1,5-BZDs ('X' denotes the third component of the reactions).

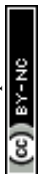


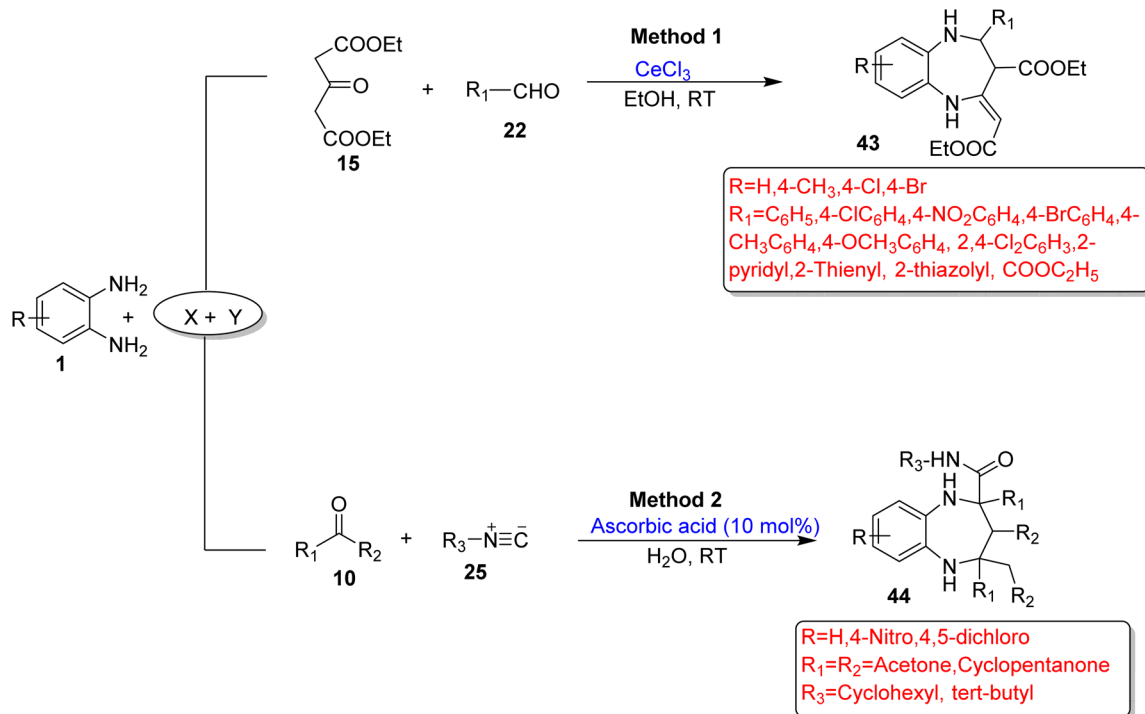


Scheme 16 Three-component reactions of OPD with various substrates for the synthesis of 1,5-BZDs ('X' and 'Y' denote the second and third components of the reactions).

2.1.1.3. OPD and 1,3-dicarbonyls. Muñoz and co-workers⁷⁹ developed a green method for the synthesis of 3*H*-1,5-BZDs (**12**), in which volcanic ash was used as a heterogenous acid catalyst.

The catalyst was found from the Andes mountain range. It is a safe and recyclable catalyst, insoluble in organic solvents, which allows easy removal of products without affecting their





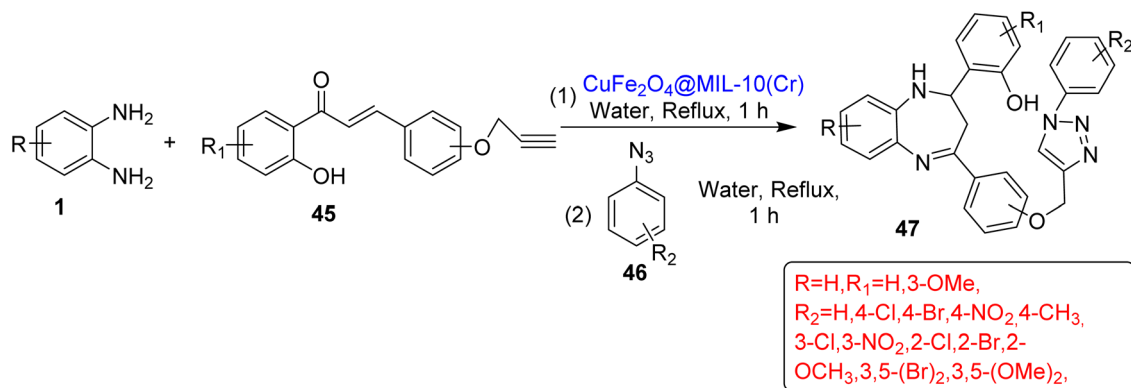
Scheme 17 Three-component reactions of OPD with X and Y substrates for the synthesis of 1,5-BZDs ('X' and 'Y' denote the second and third components of the reactions).

catalytic activity. The catalyst did not show large variations in the yield even after five times of reusability. The product was obtained with 86% yield in 20 min, under solvent free conditions at 130 °C. The protocol followed eco-friendly conditions with excellent yields (Scheme 4; Method 1).

Morales *et al.*⁷¹ fabricated an efficient protocol for the synthesis of 3*H*-1,5-BZDs (**12**) from OPD (**1**) and 1,3-diphenyl-1,3-propanedione (**14**) using MESOSI#KTPA or MESOSI@KTPA (tungstophosphoric acid included in mesoporous silica) as heterogenous solid acid catalysts at 90 °C under solvent-free conditions. MESOSI#KTPA was prepared by impregnation of TPA (tungstophosphoric acid) in MESOSI (mesoporous silica) and MESOSI@KTPA was prepared by inclusion of TPA in

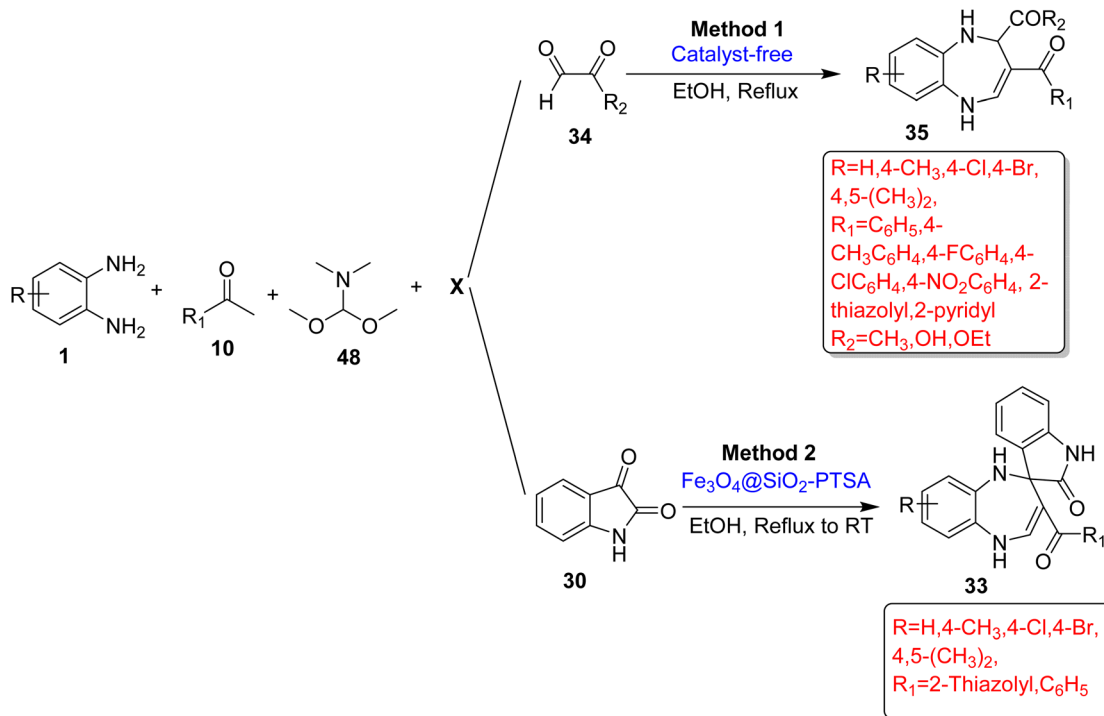
MESOSI. MESOSI#KTPA showed a higher acidic strength than that of MESOSI@KTPA because MESOSI#KTPA displayed small crystals of H₃PW₁₂O₄₀·6H₂O in the XRD result. Solvent-free conditions, four times recyclability and easy separation of catalyst are the various advantages of the protocol but high yields were not obtained (Scheme 4; Method 2).

Myshkina *et al.*⁷² developed a novel pathway for the synthesis of substituted 3*H*-1,5-BZDs (**12**) from OPD (**1**) and 1,3-diketones (**14**) in an ethanol : acetic acid (4 : 1) mixture in a catalyst-free system and the authors obtained the highest yield (77%) at 70 °C in 3 h reaction time. The author also examined other solvents like CHCl₃ and the reaction proceeded at RT and 50 °C, but satisfactory yield was not obtained. In total, 7 compounds



Scheme 18 Three-component reactions of OPD with chalcone and azides for the synthesis of 1,5-BZDs.





Scheme 19 Four-component reactions for the synthesis of 1,5-BZDs ('X' denotes the third component of the reactions).

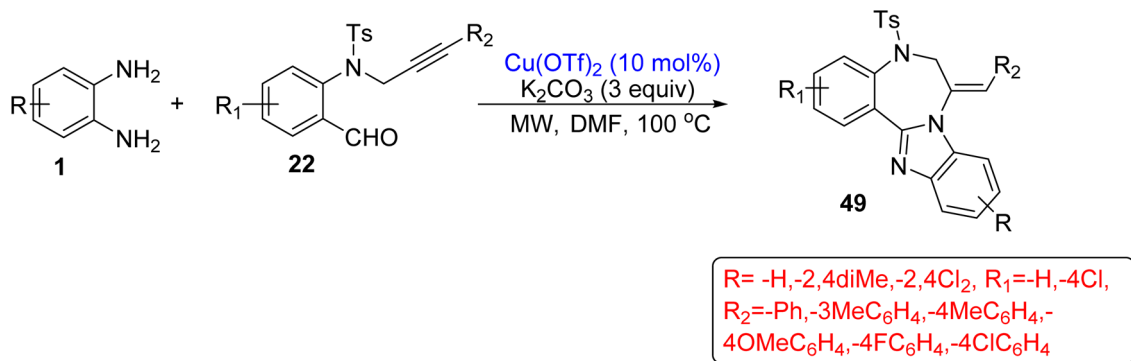
were prepared and they were screened for antimicrobial and antinociceptive activities (Scheme 4; Method 3).

Wu and Wang⁷³ devised a significant and eco-friendly method for the synthesis of 1,5-BZDs (**16**) using OPD (**1**) and 1,3-acetonedicarboxylate (**15**) with $\text{CeCl}_3\text{-KI}$ or $\gamma\text{-Fe}_2\text{O}_3@SiO_2/\text{CeCl}_3$ as catalysts in ethanol. By using 4-substituted OPD (**1**), four examples were prepared in 35–45 min in 89–95% yield. The protocol involved the preparation of an enamine ester as an intermediate at RT, and then the final product was obtained at reflux temperature. The designed pathway has several beneficial effects such as mild reaction conditions, non-toxic solvents, simple operation, and excellent yield in a short reaction time (Scheme 5).

Maiti *et al.*⁷⁴ developed a significant method for the synthesis of 1,5-BZDs (**18**) using OPD (**1**) and alkyl-3-oxo-5-hexenoates

(Nazarov reagent) (**17**) in a solvent-free system at RT. 1,5-BZDs (**18**) were synthesized in a 24 h reaction time period in good to excellent yields using CAN (5 mol%) or neat conditions and DCM as a solvent. The mechanism of the protocol initially involved condensation of starting materials and produced an enaminoester as an intermediate and then formed the aza-Nazarov reagent by double bond isomerization, which gave desired products by intramolecular vinylogous-Michael addition (Scheme 6).

Ibrahim and co-workers⁷⁵ developed 1,5-BZDs (**20**) *via* condensation of 6-formylvisnagin (**19**) (carboxaldehyde) with OPD in ethanol reaction media and using a catalyst-free system. The desired product (**20**) was obtained in 30 min at reflux temperature in 71% yield (Scheme 7).



Scheme 20 Two-component reaction of OPD with substituted 2-aminobenzaldehyde for the synthesis of 1,4-BZDs.



2.1.2. Three-component reactions. Synthesis of various 1,5-BZDs have been reported from three-component reactions. Herein, we explore several strategies in which OPD reacted with other two components such as substituted 1,3-cyclohexanedione and aldehydes/Meldrum's acid and isocyanide/barbituric acid and aldehyde/tetronic acid and aldehyde/isatin and carbonyl compounds.

A series of 1,5-BZDs (**23**) was prepared by Nasr-Esfahani *et al.*⁷⁶ using OPD (**1**), substituted 1,3-cyclohexanedione (**21a/21b**) and aldehyde (**22**). The reaction was promoted by a nicotine-based organocatalyst supported on silica (Fe(III)-NiTC@*n*SiO₂). The desired product (**23**) was obtained in water at RT. This protocol is also applicable for the synthesis of mono and bis-1,5-benzodiazepine. The protocol has several beneficial effects such as a short reaction time, reusable catalysts, mild reaction conditions, easy separation of catalysts and simple operation. In total, 15 derivatives were prepared in a 5–40 min time period in 90–95% yield (Scheme 8; Method 1).

Maleki *et al.*⁷⁷ reported a robust, facile magnetic nanocatalyst, CuFe₂O₄, for the eco-friendly synthesis of 1,5-BZDs (**23**) using OPD (**1**), dimedone (**21b**) and aldehyde (**22**). The catalyst was synthesized by thermal decomposition (80 °C) of Cu(II) and Fe(III) nitrate. It was easily separated using a magnet. By optimization of the substrate scope, 14 derivatives were obtained in 25–46 min in 68–98% yield at RT. High atom-economy, simple operation, reusability and easy handlings of catalyst are among the several cutting-edge benefits of this protocol (Scheme 8; Method 2).

Ahmadi *et al.*⁷⁸ discovered a green and significant method for the synthesis of 1,5-BZDs (**23**) using OPDs (**1**), dimedone (**21b**) and aldehydes (**22**) with SrFe₁₂O₁₉ as a magnetic solid nanocatalyst under solvent-free conditions. The catalyst was prepared by a sol-gel auto combustion method using Fe(NO₃)₃·9H₂O and Sr(NO₃)₃ powder and has many benefits such as reusable, easy recovery, high activity and easy handling. The designed pathway gave 75–96% yield in a very short time (140 s) at 140 °C (Scheme 8; Method 3).

Sarhandi *et al.*⁷⁹ discovered an ultrasound irradiation methodology to obtain BZDs (**23**) using OPD (**1**), aldehydes (**22**) and dimedone (**21b**) with DABCO-diacetate (1,4-diazabicyclo [2.2.2]octanium diacetate) as an acidic bis ionic liquid catalyst. The authors examined various substrate scopes using 0.5 g catalyst and found 93–98% yield in 8–15 min at RT. Easy recovery, reusability, inexpensiveness, and non-toxicity are the characteristics of the catalyst. Several advantages such as green catalyst, mild reaction conditions, short reaction time, easy work up, and excellent yield make this protocol a green method (Scheme 8; Method 4).

Esfandiari *et al.*⁸⁰ devised a novel and reusable catalyst CeO₂/CuO@N-GQDs@NH₂ (nitrogen-graphene quantum dots) as a nano-catalyst. The catalyst promoted the reaction of OPD (**1**) with dimedone (**21b**) and aromatic aldehydes (**22**) to synthesize 1,5-BZDs (**23**) and give 94% yield in 30 min using EtOH at RT. The protocol also involved the reaction of OPD (**1**) with Meldrum's acid (**24**) and isocyanide (**25**) to prepare BZD derivatives (**26**) in 91% yield in 50 min using a DCM solvent at RT. The

authors optimized some other catalysts such as MgO NPs, triethylamine, Nano-CuO, Nano-CeO₂, CeO₂/CuO and CeO₂/CuO@GQDs, but they did not give satisfactory results with respect to the reaction time and yield (Scheme 9; Method 1) and (Scheme 10; Method 1).

Esfandiari *et al.*⁸¹ formulated a one-pot synthesis of 1,5-BZDs (**23/26**) using OPD (**1**), dimedone (**21b**), aryl aldehyde (**22**) or isocyanide (**25**) and Meldrum's acid (**24**) with chitosan operationalized by triacid imide as an efficient catalyst. The use of 7 mg catalyst gave high yields (93%) in 40 min. The designed pathway has some advantages such as low catalyst loading, easy workup and simple recovery process and recyclability of catalyst (Scheme 9; Method 2) and (Scheme 10; Method 2).

Karimi-Jaberi *et al.*⁸² devised a green synthesis strategy of 4-substituted-1,5-BZDs (**23**) using OPD (**1**), dimedone (**21b**), and aldehydes (**22**) in the presence of B(HSO₄)₃[tris(hydrogen sulfato)boron] acid catalyst. The reaction occurred under reflux conditions in ethanol and gave 85–93% yield in 20–40 min. A non-toxic and easily available catalytic system, excellent yields, short reaction times, avoidance of toxic and expensive solvents, and easy work-up are the advantages of this protocol (Scheme 9; Method 3).

Mozafari and ghadermazi⁸³ developed a significant method for the synthesis of 1,5-BZDs (**23**) using CoFe₂O₄@GO-K22·Ni as a reusable magnetic nanocatalyst. It involved the reaction between OPD (**1**), dimedone (**21b**), and aromatic aldehyde (**22**) in water under stirring at 60 °C. The authors optimized various substrate scopes and prepared 14 derivatives in 8–18 min reaction time and obtained excellent yields (87–96%). The protocol has many remarkable benefits such as inexpensive starting material, water as a solvent, excellent yields in a very short reaction time and reusability of catalysts for up to 6 times (Scheme 11; Method 1).

A novel and eco-friendly one-pot synthetic methodology of 1,5-BZDs (**23**) using CoFe₂O₄@SiO₂@NH-NH₂-PCuW as a magnetic nanocatalyst was developed by Savari and co-workers.⁸⁴ The catalyst has acidic properties and the presence of Cu increased the acidity by enhancing the electron deficiency of polyoxometalate. The protocol comprised the use of OPD (**1**), dimedone (**21b**) and aromatic aldehyde (**22**) under a solvent-free system at 80 °C and gave 96% yield in 15 min. A solvent-free system, reuse of catalysts up to six times, easy operation, short reaction times and excellent yields are the various cutting-edge benefits of the protocol (Scheme 11; Method 2).

Mirhosseini-Eshkevari *et al.*⁸⁵ fabricated an efficient methodology for the synthesis of the pharmaceutically interesting moiety 1,5-BZD (**23**) and its derivatives using OPD (**1**), dimedone (**21b**) and aromatic aldehyde (**22**) in a solvent-free system. The protocol was catalyzed by UiO-66 and gave excellent yields in less than one hour reaction time at RT. Short reaction times, solvent-free systems, simple operation, low catalyst loadings, and excellent yields are among the several remarkable advantages of the protocol (Scheme 11; Method 3).

A series of 1,5-BZDs (**23**) was prepared by Kumar and co-workers⁸⁶ in a catalyst-free system. The protocol involved condensation of OPD (**1**) with dimedone (**21b**) and substituted aldehyde (**22**) using toluene as a reaction medium at reflux



temperature. The reaction mechanism also involved an intermediate formation. The authors optimized various substitutions on aldehyde and prepared 18 derivatives in low to good yields. The desired products possessed significant anti-TB activity (Scheme 12).

A library of BZDs (23/28) was developed by Sun and Wang⁸⁷ using OPD (1), β -cyclopentanedione (21c) or β -cyclohexanedione (21a) and various aldehydes (22) or ketones (27) in the presence of γ -Fe₂O₃@SiO₂/CeCl₃ as a catalyst in EtOH reaction media. In total, 40 compounds were synthesized in 82–97% yield at RT in a short reaction time (21–60 min). Simple process, wide substrate scope, non-toxic solvent, easily available materials, mild reaction conditions, and excellent yields are the various cutting-edge benefits of the protocol (Scheme 13; Method 1 and 2).

Zhou *et al.*⁸⁸ designed intramolecular H⁺ transfer and cyclization of OPD (1), 1,3-diketones (14) and aldehyde/ethylglyoxylate/glyoxylic acid (22) to synthesize 1,5-BZDs (29) using Fe₃O₄@SiO₂-CeCl₃ as a reusable magnetic nanocatalyst in ethanol at RT. The authors optimized various substrate scopes and prepared 30 derivatives (29) in 71–93% yield in 0.5–2.6 h. The protocol is compatible with a broad substrate scope and gram-scale synthesis (Scheme 13; Method 3).

Zhang *et al.*⁸⁹ reported three different three-component reactions for the synthesis of 1,5-BZDs (33) containing a indole ring introduced by Fe₃O₄@SiO₂-PTSA as a magnetic nanocatalyst in EtOH. All reactions involved two common components, namely, OPD (1) and isatin (30), but the third component was ethyl acetoacetate (31) or 3-butyne-2-one (32) or benzoylacetone (14) and gave product (33). In total, 15 new compounds were synthesized in 80–94% yields in a 5.5–11 h reaction period (Scheme 14).

An and co-workers⁹⁰ reported a cyclization reaction of OPD (1), β -carbonyl ester (31) and ethyl glyoxylate (34a) or ethyl pyruvate (34b) using EtOH as the reaction medium at RT and gave 1,5-benzodiazepine-2,3-dicarboxylates (35). The reaction was promoted by γ -Fe₂O₃@SiO₂/Ce(OTf)₃ as a reusable nanocatalyst, and totally, 32 derivatives were synthesized in 63–92% yield. The reaction involved 2 steps; in the first step, an intermediate enamine ester was obtained in 30–60 min using OPD and β -carbonyl ester, and a final desired product was obtained in 1.5–5 h using ethyl glyoxylate or ethyl pyruvate (Scheme 15).

Yuan *et al.*⁹¹ developed a novel method for benzodiazepine-fused isoindolinones (37) as pseudo natural products, which is a biologically relevant molecule. The reaction occurred by using OPD (1), 2-formyl benzoic acid (36) and acetophenone (10). It was promoted by MSNPs (mesoporous silica nanoparticles) as reusable and green catalysts. The catalyst gave 88% yield in 24 h at 120 °C using AcOH solvent and 78% yield in gram-scale synthesis. In total, 21 derivatives (37) were prepared in 55–91% yield at 120 °C (Scheme 16; Method 1).

Maury *et al.*⁹² devised a green synthesis strategy of the benzodiazepine ring *via* ultrasonication of OPD (1), isatin (30) and 1,3-diketone (21) at 80 °C for 10 min using water as a solvent and a catalyst-free system in 95% yield. The authors also examined both polar and non-polar solvents to identify solvent effects and the desired product (38) not obtained in non-

polar solvents, while the product yield was good with some polar solvents such as ethanol, methanol, and acetonitrile. The protocol was validated for gram-scale synthesis, and it has many benefits such as green solvents, catalyst-free conditions, short reaction times, low temperatures, simple workup processes and excellent yields (Scheme 16; Method 2).

Nejadshafiee *et al.*⁹³ fabricated an efficient method for the synthesis of BZDs (40) using OPD (1), tetric acid (39) and aldehydes (22) with 15 g Fe-MCM-41-IL (ionic liquid) as a nanocatalyst under ultrasonication in 93% yield in 5 min. The authors examined various solvents such as EtOH, CH₃CN, and THF, but H₂O gave excellent yields. The authors also examined various substrate scopes and prepared 11 derivatives in 89–97% yield in 5–10 min. 4-Nitrobenzaldehyde gave the highest yield (97%) in 5 min (Scheme 16; Method 3).

Siddiqui *et al.*⁹⁴ fabricated an efficient methodology for the synthesis of BZDs (42) using 5-acetyl-1,3-dimethylbarbituric acid (41), substituted benzaldehyde (22) and OPD (1) with PVP (polyvinylpyrrolidone)-CeO₂/rGO (reduced graphene oxide) as a catalyst and water as a solvent in 98% yield in 7 min at RT. The amount of catalyst increased the yield but beyond 30 mg, the increase in the catalyst amount did not affect the yield of product. The catalyst was recycled up to sixth run, after which it lost minor catalytic activities. The recyclability of catalysts, very short reaction times, excellent yields, water as a solvent, *etc.*, are the advantages of the protocol (Scheme 16; Method 4).

Wu and Wang⁷³ devised a novel and eco-friendly approach for the synthesis of 1,5-BZDs (43) using OPD (1), 1,3-acetonedicarboxylate (15) and various aldehydes (22) in EtOH and the reaction was promoted by CeCl₃-KI or γ -Fe₂O₃@SiO₂/CeCl₃. In total, 44 derivatives (43) were prepared by optimizing the substrate scope in 37 min–7 h in 69–96% yield at RT. The protocol has several benefits such as mild reaction conditions, non-toxic solvents, simple operation, a broad substrate scope, and good to excellent yields (Scheme 17; Method 1).

Shaabani *et al.*⁹⁵ devised a green methodology for the synthesis of 1,5-BZDs (44) using OPD (1), ketones (10) and isocyanides (25) with vitamin C (L-ascorbic acid) as a catalyst in water as a solvent. The authors obtained excellent yields in a 5 h reaction time at RT. The protocol has some benefits such as use of water as a solvent, easily available materials, mild reaction conditions and high yields (Scheme 17; Method 2).

Gupta *et al.*⁹⁶ developed a magnetically separable and metal-organic framework containing a nano-catalyst, CuFe₂O₄@MIL-10. The catalyst was used to catalyze the synthesis of benzodiazepine triazole derivatives (47) using OPD (1), chalcone (45) and azides (46) in water in 2 h under reflux conditions. In total, 21 derivatives (47) were obtained in 87–96% yield by examining the broad substrate scope (Scheme 18).

2.1.3. Four component reactions. Sun and co-workers⁹⁷ discovered an efficient method for the synthesis of 3-acyl-1,5-BZDs and derivatives (35) using OPD (1), aromatic ketones (10), *N,N*-dimethylformamide (48), and aldehyde derivatives (34) in an ethanol solvent under reflux conditions and catalyst-free systems. This protocol was the first, which gave the 3-acyl-1,5-benzodiazepine product with acyl, carboxyl or ester groups at the second position (35). The reaction mechanism is followed



by nucleophilic substitution, nucleophilic addition, dehydration, cyclization and a H^+ shift. The author examined 26 derivatives (35) with 77–97% yield in 8–13.5 h reaction time. One pot synthesis, broad substrate scopes, high yields, simple available and inexpensive starting materials, and non-toxic solvents are among the several benefits of the protocol (Scheme 19; Method 1).

Zhang and colleges⁸⁹ developed an efficient method for the synthesis of BZDs (33) using substituted OPD (1), *N,N*-dimethylformamide dimethylacetal (44), aromatic acetone (10) and isatin (30) in ethanol at reflux to RT. The authors obtained 10 new compounds (33) in 5–12 h in 79–90% yield using various aromatic ketones and substituted OPD. The protocol involved three steps to obtain the final product (33), in which high yields and easy operation of initial two steps are considerable for the product (33) yield in the final step (Scheme 19; Method 2).

2.2. Synthesis of 1,4-BZDs

BZDs, in particular 1,4-BZDs, are found in various natural alkaloids,^{98–100} but the first 1,4-benzodiazepine framework was discovered in the 1960s.¹⁰¹ From the past few decades, the synthesis of 1,4-BZDs gained tremendous attention due to their multiple use in the medical field.¹⁰² In this literature review, several current synthetic approaches of 1,4-BZD derivatives using OPD as one of the reactants are given with their advantages and drawbacks.

Rajput and co-workers¹⁰³ reported a novel microwave-assisted process to synthesize 1,4-BZDs derivatives (49) using OPD (1) and *N*-propargylated-2-aminobenzaldehyde (22) with a copper(II) catalyst (10 mol%), K_2CO_3 (3 equiv.) and a DMF solvent. The authors prepared 12 (49) compounds at 100 °C in a 15 min reaction period with 73–88% yield. The authors also compared the reaction with the conventional heating process, but the obtained yields (68–82% at 110 °C) were lower than those for MW-assisted conditions. The conventional process also consumed a long time period (6 h). The protocol has many benefits such as one-pot and operationally simple processes, high atom economy, short reaction periods and high yields (Scheme 20).

3. Conclusion

In the past few decades, 1,4- and 1,5-BZDs have displayed considerable evolution due to their wide applicability in the field of medicinal, organic synthesis and industrial field. The present review article implements the current progress in the synthetic approaches of 1,4 and 1,5-BZDs using OPD as a common substrate with a variety of other substrates such as aldehydes, ketones, and isocyanides under miscellaneous reaction conditions. This research helps to dispatch the multi-component synthetic strategies, namely, two-, three- and four-component reactions to design benzodiazepine scaffolds under eco-friendly conditions and techniques such as MW-assisted, ultrasonication, and ball-milling with their benefits and drawbacks. We hope that this review article will guide researchers, chemists and scientists to obtain the systematic

knowledge of synthetic strategies of 1,4- and 1,5-BZDs and will inspire for further development in this area.

Conflicts of interest

The authors confirmed that this article has no conflict of interest.

Acknowledgements

The authors are grateful to Department of Chemistry, M.L.S.U. Udaipur, Rajasthan, India, for providing necessary library facilities.

References

- 1 J. B. Hester Jr, A. D. Rudzik and B. V. Kamdar, *J. Med. Chem.*, 1971, **14**, 1078–1081.
- 2 T. Kaneko, H. Wong, T. Doyle, W. Rose and W. Bradner, *J. Med. Chem.*, 1985, **28**, 388–392.
- 3 R. M. Keenan, J. F. Callahan, J. M. Samanen, W. E. Bondinell, R. R. Calvo, L. Chen, C. DeBrosse, D. S. Eggleston, R. C. Haltiwanger and S. M. Hwang, *J. Med. Chem.*, 1999, **42**, 545–559.
- 4 G. Grossi, M. Di Braccio, G. Roma, V. Ballabeni, M. Tognolini, F. Calcina and E. Barocelli, *Eur. J. Med. Chem.*, 2002, **37**, 933–944.
- 5 R. A. Kusanur, M. Ghate and M. V. Kulkarni, *Chem. Sci. J.*, 2004, **116**, 265–270.
- 6 S. J. R. Rajarao, B. Platt, S. J. Sukoff, Q. Lin, C. N. Bender, B. W. Nieuwenhuijsen, R. H. Ring, L. E. Schechter, S. Rosenzweig-Lipson and C. E. Beyer, *Neuropeptides*, 2007, **41**, 307–320.
- 7 S. K. Ha, D. Shobha, E. Moon, M. A. Chari, K. Mukkanti, S.-H. Kim, K.-H. Ahn and S. Y. Kim, *Bioorg. Med. Chem. Lett.*, 2010, **20**, 3969–3971.
- 8 R. Kumar and Y. Joshi, *J. Serb. Chem. Soc.*, 2008, **73**, 937–943.
- 9 A. V. da Silva, S. M. Meneghetti and M. R. Meneghetti, *Molecules*, 2021, **26**, 2796.
- 10 R. I. Fryer, *Bicyclic Diazepines: Diazepines with an Additional Ring*, John Wiley & Sons, 2009, vol. 50.
- 11 D. J. Twardy, *Benzodiazepine coordination chemistry and nitrogen heterocyclic compounds from reactions of carbonyl alkynes with *o*-phenylenediamines*, PhD thesis, Oakland University, 2022.
- 12 O. O. Tolu-Bolaji, S. O. Sojinu, A. P. Okedere and O. O. Ajani, *Arab J. Basic Appl. Sci.*, 2022, **29**, 287–306.
- 13 H. Naeimi and H. Foroughi, *Chin. J. Catal.*, 2015, **36**, 734–741.
- 14 N. Kausar, P. Mukherjee and A. R. Das, *RSC Adv.*, 2016, **6**, 88904–88910.
- 15 V. Nejadshafiee and H. Naeimi, *Curr. Org. Synth.*, 2019, **16**, 136–144.
- 16 J. V. Pergolizzi and J. A. LeQuang, *Postgrad. Med.*, 2020, **132**, 10–12.



- 17 S. M. Anil, R. Shobith, K. R. Kiran, T. R. Swaroop, N. Mallesha and M. P. Sadashiva, *New J. Chem.*, 2019, **43**, 182–187.
- 18 R. A. Mane and D. B. Ingle, *Indian J. Chem., Sect. B: Org. Chem. Incl. Med. Chem.*, 1982, **21B**(10), 973–974.
- 19 A. Misra, J. Dwivedi, S. Shukla, D. Kishore and S. Sharma, *J. Heterocycl. Chem.*, 2020, **57**, 1545–1558.
- 20 S. D. Tupare and R. Pawar, *Int. J. Appl. Chem.*, 2017, **13**, 369–376.
- 21 F. Guo, S. Wu, J. Julander, J. Ma, X. Zhang, J. Kulp, A. Cuconati, T. M. Block, Y. Du and J.-T. Guo, *J. Virol.*, 2016, **90**, 10774–10788.
- 22 S. Chander, C.-R. Tang, H. M. Al-Maqtari, J. Jamalis, A. Penta, T. B. Hadda, H. M. Sirat, Y.-T. Zheng and M. Sankaranarayanan, *Bioorg. Chem.*, 2017, **72**, 74–79.
- 23 P. Theodosios-Nobelos, G. Papagiouvannis, P. N. Kourounakis and E. A. Rekkas, *Molecules*, 2019, **24**, 3277.
- 24 N. S. Chowdari, Y. Zhang, I. McDonald, W. Johnson, D. R. Langley, P. Sivaprakasam, R. Mate, T. Huynh, S. Kotapati and M. Deshpande, *J. Med. Chem.*, 2020, **63**, 13913–13950.
- 25 A. A. Zakharova, S. S. Efimova, V. N. Yuskovets, I. P. Yakovlev, Z. M. Sarkisyan and O. S. Ostroumova, *Front. Cell Dev. Biol.*, 2020, **8**, 535.
- 26 C.-Y. Chen, P.-H. Lee, Y.-Y. Lin, W.-T. Yu, W.-P. Hu, C.-C. Hsu, Y.-T. Lin, L.-S. Chang, C.-T. Hsiao and J.-J. Wang, *Bioorg. Med. Chem. Lett.*, 2013, **23**, 6854–6859.
- 27 M. G. G. Di Braccio, *J. Med. Chem.*, 2001, **36**, 01283.
- 28 H. Farhid, V. Khodkari, M. T. Nazeri, S. Javanbakht and A. Shaabani, *Org. Biomol. Chem.*, 2021, **19**, 3318–3358.
- 29 P. Kundu, A. Mondal, B. Das and C. Chowdhury, *Adv. Synth. Catal.*, 2015, **357**, 3737–3752.
- 30 V. Murugesh, B. Harish, M. Adishesu, J. Babu Nanubolu and S. Suresh, *Adv. Synth. Catal.*, 2016, **358**, 1309–1321.
- 31 J. D. Neukom, A. S. Aquino and J. P. Wolfe, *Org. Lett.*, 2011, **13**, 2196–2199.
- 32 L. P. Tardibono Jr and M. J. Miller, *Org. Lett.*, 2009, **11**, 1575–1578.
- 33 S. Wang, Y.-B. Shen, L.-F. Li, B. Qiu, L. Yu, Q. Liu and J. Xiao, *Org. Lett.*, 2019, **21**, 8904–8908.
- 34 H. Xie, J.-C. Liu and M.-W. Ding, *Synthesis*, 2016, **48**, 4541–4547.
- 35 Y. Wang, M. Chen and M.-W. Ding, *Tetrahedron*, 2013, **69**, 9056–9062.
- 36 K. G. Guggenheim, H. Toru and M. J. Kurth, *Org. Lett.*, 2012, **14**, 3732–3735.
- 37 C. S. Chambers, N. Patel and K. Hemming, *Tetrahedron Lett.*, 2010, **51**, 4859–4861.
- 38 K. Majumdar and S. Ganai, *Tetrahedron Lett.*, 2013, **54**, 6192–6195.
- 39 J. Shin, J. Lee, D. Ko, N. De and E. J. Yoo, *Org. Lett.*, 2017, **19**, 2901–2904.
- 40 J. Feng, M. Zhou, X. Lin, A. Lu, X. Zhang and M. Zhao, *Org. Lett.*, 2019, **21**, 6245–6248.
- 41 X.-Q. Pan, J.-P. Zou, Z.-H. Huang and W. Zhang, *Tetrahedron Lett.*, 2008, **49**, 5302–5308.
- 42 S. Liu, T. Zhao, J. Qu and B. Wang, *Adv. Synth. Catal.*, 2018, **360**, 4094–4098.
- 43 R. S. Borisov, A. I. Polyakov, L. A. Medvedeva, V. N. Khrustalev, N. I. Guranova and L. G. Voskressensky, *Org. Lett.*, 2010, **12**, 3894–3897.
- 44 Y. Huang, K. Khoury, T. Chanas and A. Dömling, *Org. Lett.*, 2012, **14**, 5916–5919.
- 45 M. Zhuang, L. Tu, Y. Wu, Y. Jian, Y. Wang, W. Zhang, H. Sun and Z. Gao, *Mol. Catal.*, 2022, **524**, 112181.
- 46 R. A. Smiley, *Ullmann's Encycl. Ind. Chem.*, 2000, **10**, a19_405.
- 47 A. Shaabani, A. Maleki, F. Hajishaabanha, H. Mofakham, M. Seyyedhamzeh, M. Mahyari and S. W. Ng, *J. Comb. Chem.*, 2010, **12**, 186–190.
- 48 B. V. Kendre, M. G. Landge and S. R. Bhusare, *Arabian J. Chem.*, 2019, **12**, 2091–2097.
- 49 A. Shaabani, S. E. Hooshmand, M. T. Nazeri, R. Afshari and S. Ghasemi, *Tetrahedron Lett.*, 2016, **57**, 3727–3730.
- 50 R. K. Singh, S. Sharda, S. Sharma, S. Kumar and D. N. Prasad, *Mini-Rev. Org. Chem.*, 2020, **17**, 465–484.
- 51 R. Mishra, A. K. Sharma, R. Kumar, V. Baweja, P. Mothra, M. K. Singh and S. B. Yadav, *Synth. Commun.*, 2022, **52**, 481–503.
- 52 N. Arora, P. Dhiman, S. Kumar, G. Singh and V. Monga, *Bioorg. Chem.*, 2020, **97**, 103668.
- 53 M. Verma, R. Sharma, R. Bharti and A. Tangri, *Mater. Today: Proc.*, 2021, **37**, 2321–2328.
- 54 N. C. Desai, S. B. Joshi and V. M. Khedkar, *Anal. Chem. Lett.*, 2020, **10**, 307–320.
- 55 D. N. Toan, N. D. Thanh, M. X. Truong and N. M. Thao, *Curr. Org. Synth.*, 2020, **17**, 404–410.
- 56 G. Kottapalle and A. Shinde, *Chem. Data Collect.*, 2021, **33**, 100690.
- 57 M. T. Jafari-Chermahini, H. Tavakol and W. Salvenmoser, *ChemistrySelect*, 2020, **5**, 968–978.
- 58 S. S. Pathade and B. S. Jagdale, *J. Adv. Sci. Res.*, 2020, **11**, 87–94.
- 59 D. Tayde and M. Lande, *Chem. Rev. Lett.*, 2021, **4**, 30–36.
- 60 E. C. Caiana, B. O. d. Veras, A. L. d. Souza and N. Queiroz, *J. Braz. Chem. Soc.*, 2021, **32**, 626–637.
- 61 K. J. Tamuli and M. Bordoloi, *ChemistrySelect*, 2020, **5**, 1353–1358.
- 62 N. A. Peerzade, S. Y. Jadhav, B. D. Varpe, A. A. Kulkarni and R. B. Bhosale, *Polycycl. Aromat. Compd.*, 2021, 1–14.
- 63 F. K. Sarkar, A. Gupta, R. Jamatia, J. M. H. Anal and A. K. Pal, *New J. Chem.*, 2021, **45**, 19553–19564.
- 64 R. Kagne, V. Kalalawe, S. Niwadange, R. Gutte and D. Munde, *Int. J. Res. Anal. Rev.*, 2019, **6**, 492–497.
- 65 S. Kusuma, K. N. Patil, P. M. Srinivasappa, N. Chaudhari, A. Soni, W. Nabgan and A. H. Jadhav, *RSC Adv.*, 2022, **12**, 14740–14756.
- 66 I. N. Shaikh, M. Baseer, D. Ahmed, S. F. Adil, M. Khan and A. Alwarthan, *J. King Saud Univ., Sci.*, 2020, **32**, 979–985.
- 67 E. Amouhadi, R. Fazaeli and H. Aliyan, *J. Nanostruct.*, 2022, **12**, 71–82.
- 68 B. Sathe, P. Phatak, V. Dalve, A. Rote, R. Tigote and K. Haval, *Int. Res. J. Sci. Eng. A*, 2018, **5**, 92–93.



- 69 V. I. Isaeva, M. N. Timofeeva, V. N. Panchenko, I. A. Lukoyanov, V. V. Chernyshev, G. I. Kapustin, N. A. Davshan and L. M. Kustov, *J. Catal.*, 2019, **369**, 60–71.
- 70 M. Muñoz, G. Pasquale, A. G. Sathicq, G. P. Romanelli, C. I. Cabello and D. Gazzoli, *Green Process. Synth.*, 2019, **8**, 600–610.
- 71 M. D. Morales, A. Infantes-Molina, J. M. Lázaro-Martínez, G. P. Romanelli, L. R. Pizzio and E. Rodríguez-Castellón, *Mol. Catal.*, 2020, **485**, 110842.
- 72 O. Myshkina, S. Y. Balandina, R. Makhmudov, M. Dmitriev and N. Y. Lisovenko, *Russ. Chem. Bull.*, 2021, **70**, 1408–1414.
- 73 H.-t. Wu and L.-z. Wang, *New J. Chem.*, 2020, **44**, 10428–10440.
- 74 S. Maiti, M. Leonardi, Á. Cores, G. Tenti, M. T. Ramos, M. Villacampa and J. C. Menéndez, *J. Org. Chem.*, 2020, **85**, 11924–11933.
- 75 M. A. Ibrahim, S. A. Halim, N. Roushdy, A. Farag and N. M. El-Gohary, *Optik*, 2018, **166**, 294–306.
- 76 M. Nasr-Esfahani, I. Mohammadpoor-Baltork, M. Moghadam, S. Tangestaninejad and V. Mirkhani, *Catal. Lett.*, 2019, **149**, 1057–1066.
- 77 A. Maleki, R. Firouzi-Haji and P. Farahani, *Org. Chem. Res.*, 2018, **4**, 86–94.
- 78 T. Ahmadi, G. Mohammadi Ziarani, S. M. Masoumian Hoseini, A. Badiie and M. M. Ranjbar, *J. Iran. Chem. Soc.*, 2021, **18**, 2047–2056.
- 79 L. Z. Fekri, S. Sarhandi and E. Vessally, *Acta Chim. Slov.*, 2018, **65**, 246–252.
- 80 M. Esfandiari, A. Kareem Abbas, H. Shahbazi-Alavi and J. Safaei-Ghomi, *Polycycl. Aromat. Compd.*, 2022, **42**, 1235–1248.
- 81 M. Esfandiari, A. K. Abbas, M. R. Vakili, H. Shahbazi-Alavi and J. Safaei-Ghomi, *Res. Chem. Intermed.*, 2021, **47**, 483–496.
- 82 Z. Karimi-Jaberi and A. Hooshmandpour, *Polycycl. Aromat. Compd.*, 2020, **40**, 432–436.
- 83 R. Mozafari and M. Ghadermazi, *RSC Adv.*, 2020, **10**, 15052–15064.
- 84 A. Savari, F. Heidarzadeh and N. Pourreza, *Polyhedron*, 2019, **166**, 233–247.
- 85 B. Mirhosseini-Eshkevari, F. Zamani and M. A. Ghasemzadeh, *ChemistrySelect*, 2020, **5**, 14554–14558.
- 86 M. M. K. Kumar, T. Mohan, G. Sangeeta and K. P. Nagasree, *J. Young Pharm.*, 2018, **10**, 267.
- 87 Y.-W. Sun and L.-Z. Wang, *New J. Chem.*, 2018, **42**, 20032–20040.
- 88 L. Zhou, M. Wang, K. Wang, T. Wen and L. Wang, *Appl. Organomet. Chem.*, 2020, **34**, e5707.
- 89 K. Zhang, J. Li, K. Wang, X. An and L. Wang, *ChemistrySelect*, 2020, **5**, 14056–14061.
- 90 X. An, L. Gao, M. Wang, H. Wu and L. Wang, *Chem. Heterocycl. Compd.*, 2021, **57**, 806–816.
- 91 S. Yuan, Y.-L. Yue, D.-Q. Zhang, J.-Y. Zhang, B. Yu and H.-M. Liu, *Chem. Comm.*, 2020, **56**, 11461–11464.
- 92 S. K. Maury, D. Kumar, A. Kamal, H. K. Singh, S. Kumari and S. Singh, *Mol. Diversity*, 2021, **25**, 131–142.
- 93 V. Nejadshafiee, H. Naeimi and M. R. Islami, *Appl. Organomet. Chem.*, 2019, **33**, e5072.
- 94 S. Siddiqui and Z. N. Siddiqui, *Nanoscale Adv.*, 2020, **2**, 4639–4651.
- 95 A. Shaabani, V. Khodkari, M. T. Nazeri, S. Ghasemi, R. Mohammadian and S. Shaabani, *J. Iran. Chem. Soc.*, 2019, **16**, 1793–1800.
- 96 A. Gupta, F. K. Sarkar, R. Sarkar, R. Jamatia, C. Y. Lee, G. Gupta and A. K. Pal, *Appl. Organomet. Chem.*, 2020, **34**, e5782.
- 97 Y.-W. Sun, Y.-M. Bei and L.-Z. Wang, *Org. Biomol. Chem.*, 2019, **17**, 930–938.
- 98 A. Witt and J. Bergman, *J. Org. Chem.*, 2001, **66**, 2784–2788.
- 99 R. Ookura, K. Kito, T. Ooi, M. Namikoshi and T. Kusumi, *J. Org. Chem.*, 2008, **73**, 4245–4247.
- 100 C. M. Cui, X. M. Li, C. S. Li, H. F. Sun, S. S. Gao and B. G. Wang, *Helv. Chim. Acta*, 2009, **92**, 1366–1370.
- 101 J. Wick, *Consult. Pharm.*, 2013, **28**, 538–548.
- 102 G. G. Mandawad, B. M. Shaikh, S. S. Chobe and S. G. Konda, *Eur. J. Chem.*, 2020, **11**, 276–279.
- 103 D. Rajput, A. Kumar, T. Jandial, M. Karuppasamy, N. Bhuvanesh, R. S. Kumar, A. I. Almansour and V. Sridharan, *J. Org. Chem.*, 2022, **87**, 8956–8969.

