


 Cite this: *RSC Adv.*, 2023, **13**, 5228

 Received 10th January 2023  
 Accepted 6th February 2023

DOI: 10.1039/d3ra00189j

[rsc.li/rsc-advances](https://rsc.li/rsc-advances)

# Recent progress in synthesis and application of furoxan

 Muhammad Abu Yousef  and Ryosuke Matsubara \*

This review highlights recent developments in the synthesis and application of furoxan. The chemistry of furoxan is relatively underdeveloped compared to that of other heterocycles owing to its difficult synthesis, which is ascribed to the labile nature of this molecule under various reaction conditions. Nevertheless, recent studies have conducted a variety of bond-forming reactions on the furoxan ring via a post-ring introduction of substituents (PRIS) strategy. This strategy enables the synthesis of furoxan molecules of interest more directly than the conventional methods that rely on the pre-installation of substituents on the furoxan ring precursors. In this review, the PRIS strategy for furoxan synthesis is classified and discussed according to the type of bond formed. Additionally, recent progress in the application of furoxan molecules, predominantly facilitated by the development of new synthetic methods, is covered in this review.

## 1. Introduction

Furoxan is the conventional name of 1,2,5-oxadiazole-2-oxide (Scheme 1a). It is characterized by an out-of-ring oxygen atom comprising *N*-oxide, which makes the furoxan ring asymmetric. Therefore, two regioisomers exist when the two substituents,  $R^1$  and  $R^2$ , are not identical. Conventionally, the oxygen atom on the ring is numbered 1, the nitrogen atom with the out-of-ring

oxygen atom is numbered 2, and other atoms are numbered 3, 4, and 5 in order.

The history of furoxan has been well summarized in several review articles,<sup>1–3</sup> and it is briefly described here. The first synthesis of furoxan dates back to the synthesis of dibromofuroxan (**1**) by Kekulé in 1857 (Scheme 2).<sup>4</sup> It is noteworthy that he had synthesized furoxan before 1865, when he proposed the structure of benzene (Kekulé structure). However, Kekulé wrongly reported that he had synthesized dibromonitroacetonitrile (the same molecular formula as that of dibromofuroxan). Several other chemists have also proposed incorrect structures of furoxan (Scheme 1b). The controversy

*Department of Chemistry, Graduate School of Science, Kobe University, 1-1 Rokkodai-cho, Nada-ku, Kobe 657-8501, Japan. E-mail: matsubara.ryosuke@people.kobe-u.ac.jp*



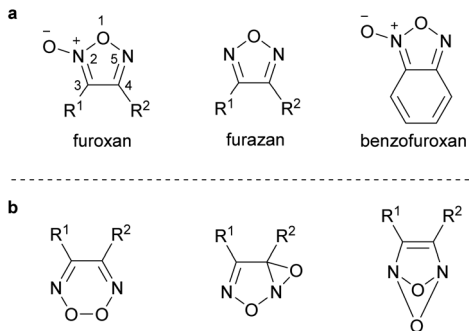
*Muhammad Abu Yousef was born in Amman, Jordan. He received his BSc in chemistry from University of Jordan in 2016. In 2019, he joined the group of Professor Ryosuke Matsubara at the department of organic chemistry in Kobe University, Japan, where he obtained his MSc in chemistry in 2021. His research focused on design and synthesis of novel antitubercular drugs.*



*Ryosuke Matsubara was born in 1978 in Chiba, Japan. He received his PhD degree from the pharmaceutical department, the University of Tokyo in 2007 under supervision of Prof. Shu Kobayashi. He worked as an assistant professor in the pharmaceutical and science departments, the University of Tokyo from 2005 to 2009. He studied at the Massachusetts Institute of Technology as a visiting*

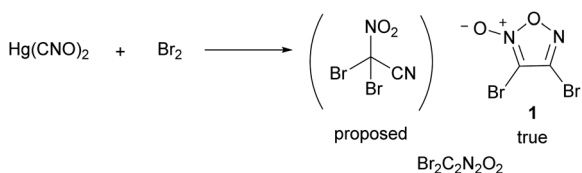
*researcher from 2009 to 2011 under supervision of Prof. Timothy F. Jamison. In 2011, he was appointed as an associate professor at Kobe University and started his independent laboratory. His research interests include furoxan chemistry, photochemistry, and energy science.*





**Scheme 1** Chemical structures of furoxan and its relatives. (a) Structure of furoxan, furazan, and benzofuroxan. (b) Wrongly proposed structures of furoxan.

#### Kekulé (1857)



**Scheme 2** First synthesis of furoxan.

over the structure of furoxan continued for approximately 100 years until the 1960s, when NMR spectroscopy<sup>5</sup> and X-ray crystallography<sup>6</sup> confirmed the true structure. Reasons for this misassignment were the scarcity of spectroscopic techniques in those days, and difference in thoughts among chemists about the existence of isomers. When  $R^1$  and  $R^2$  are not identical, if the  $C_2$ -asymmetric structure is correct, isomers should exist, whereas there should be no isomerism if the  $C_2$ -symmetric structure is correct. However, some furoxan molecules undergo rapid isomerization, which makes the differentiation of isomers difficult (a typical example of such a molecule is benzofuroxan (Scheme 1a)). Additionally, even if two isomers were observed, some chemists insisted that they had different ring frameworks and were not regioisomers.<sup>1</sup> The correct structure of furoxan was first proposed in 1903 by Wieland (Nobel Prize in Chemistry in 1927 for his work on bile acids),<sup>7</sup> but he later abandoned the idea and proposed a different structure.<sup>1</sup>

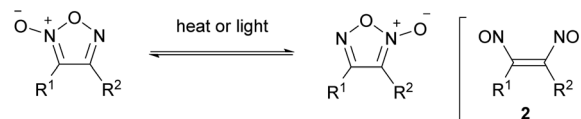
The general properties of the furoxans are described. The furoxan ring moiety is an aromatic,  $6\pi$ -electron system, but its aromatic stabilization energy is relatively small, partly due to the presence of multiple heteroatom-heteroatom bonds. Depending on the substituents, furoxan is generally stable in oxygen and water and can be purified by silica gel chromatography. Many furoxans with relatively low molecular weights are solid at ambient temperatures, which enables reliable structure determination *via* single-crystal X-ray diffraction analysis. In <sup>13</sup>C NMR characterization of furoxans with common carbon substituents, the chemical shifts of the C3 and C4 carbons are generally around 115 and 160 ppm, respectively. The resonance of C3 carbon at a higher magnetic field than the C4 carbon is owing to mesomeric electron donation from the out-of-ring

oxygen atom to the C3 carbon. This large difference in the chemical shifts is useful for the determination of isomer structures.

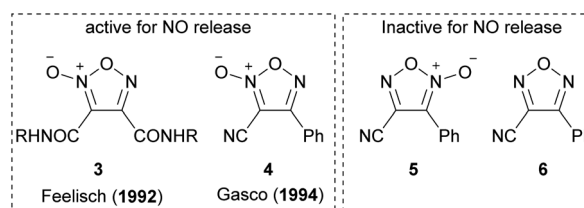
Each regioisomer of furoxans is stable at ambient temperatures, but most furoxans undergo isomerization at temperatures above 100 °C (Scheme 3). This thermal isomerization is proposed to proceed with dinitrosoalkene **2** as an intermediate.<sup>5,8,9</sup> It is also known that irradiation with ultraviolet light causes isomerization, although there are only a few examples.<sup>10</sup> The mechanism for photochemical isomerization remains to be clarified.

As with other heteroaromatic compounds, furoxan molecules have been reported to have various physiological activities, such as anti-cancer, antiviral, and antinematode activities.<sup>11</sup> However, the ability to release nitric oxide (NO) makes furoxan unique and distinctive from other heteroaromatics. Not all furoxan molecules can release NO; in other words, a specific substituent pattern is required. In 1992, furoxan **3** was reported to have the NO-releasing ability,<sup>12</sup> and in 1994, furoxan **4** was reported as another NO donor (Fig. 1).<sup>13</sup> Neither furoxan **5**, a regioisomer of **4**, nor furazan **6** released NO. NO is released from furoxans only under physiological conditions (37 °C, aqueous solution) in the presence of excess thiol. Several mechanisms of NO release have been proposed,<sup>13–15</sup> but no conclusion has been reached. One of the proposed mechanisms is illustrated here (Scheme 4).<sup>14</sup>

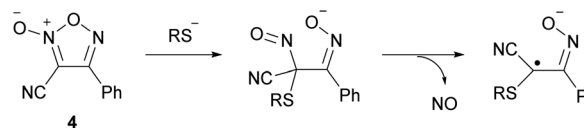
Despite more than 150 years of history, synthetic methods for furoxans are rather scarce than those for other aromatic molecules. One contributing factor to this scarcity, especially when compared to other *N*-oxide-containing heterocycles, is the fact that furoxans and benzofuroxans cannot be obtained



**Scheme 3** Isomerization of furoxan.



**Fig. 1** NO-releasing furoxans.

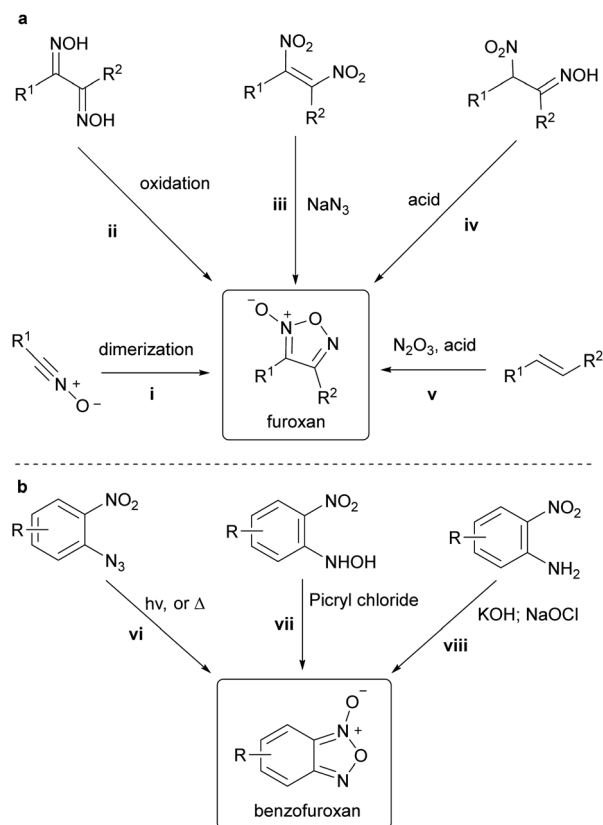


**Scheme 4** Proposed mechanism for the release of NO from furoxan.



through direct oxidation of parent systems, *i.e.*, furazan and benzofurazan, respectively, and thus, require the development of independent synthetic methods. With regards to furoxan, there are five major methods for constructing furoxan rings (Scheme 5a). Methods **i–iv** require the preparation of elaborate precursors and lack generality. Additionally, method **v**, which uses readily available alkenes as starting materials, has significant restrictions on the tolerated substituents, and can only be applied to the synthesis of simple-structured furoxans. The synthesis of benzofuroxans is usually achieved through one of three oxidative routes (Scheme 5b). In method **vi**, benzofuroxans are obtained from intramolecular cyclization of 1-azido-2-nitrobenzenes triggered by thermo-<sup>16</sup> or photochemical<sup>17</sup> decomposition of the azide moiety. Method **vii** is the oxidative cyclization of *N*-hydroxy-2-nitroanilines treated with picryl chloride.<sup>18,19</sup> This method provides a safer alternative to benzofuroxans by avoiding the use of the less safe azide substrates. The oxidative cyclization of 2-nitroanilines (method **viii**) is also a useful synthetic method for benzofuroxans.<sup>20,21</sup>

There are only two positions (3- and 4-positions) on the furoxan ring which can be substituted; therefore, after a furoxan ring is constructed, if the desired substituents can be introduced at the 3- and 4-positions in sequence (this method is called post-ring introduction (PRI) of substituents or PRIS in this paper) at will, numerous furoxans can be synthesized. However, the vulnerability of the furoxan ring hampers this strategy. First, one may assume a chemical species in which



Scheme 5 Methods for the ring formation of furoxan (a) and benzofuroxan (b).

a metal (such as Li or Mg) is introduced at the 3- or 4-position to make furoxan a nucleophile; however, to date, there is no example of the synthesis of this chemical species or even its application as a transient species. This is due to the rapid ring-opening reaction (Scheme 6). Even transition metals are not an exception; thus, cross-coupling reactions on the furoxan ring are currently unknown.

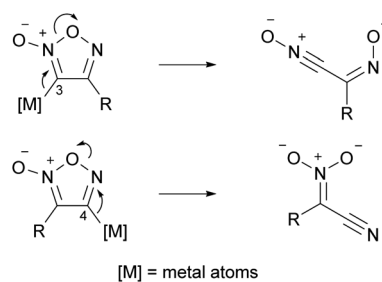
However, since furoxan has a  $\text{C}=\text{N}$  double bond in the ring and belongs to an electron-deficient aromatic ring, an aromatic nucleophilic substitution reaction ( $\text{S}_{\text{N}}\text{Ar}$  reaction) is an effective PRIS method (Scheme 7). Several PRIS methods for introducing oxygen or sulfur substituents, and a few for nitrogen substituents, have been reported. However, there are almost no reports on other nucleophiles.<sup>22</sup>

This review paper discusses the recent developments in the synthesis of furoxans based on the PRIS strategy, classifying them according to the type of substituents to be introduced. Several new methods of substituent modification other than PRIS have also been developed in recent years,<sup>23</sup> but are not included in this review. In addition to synthesis, several topics of applied research on furoxan molecules, most of which have been made possible based on the recent synthetic developments, will also be presented.

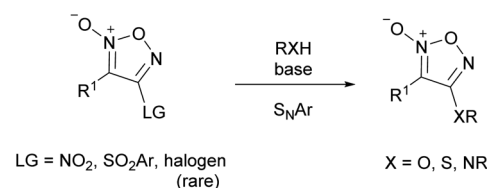
## 2. Furoxan synthesis based on PRIS

### 2.1. Leaving groups in $\text{S}_{\text{N}}\text{Ar}$ reaction of furoxans

The leaving groups in the  $\text{S}_{\text{N}}\text{Ar}$  reaction of furoxans were almost exclusively nitro ( $-\text{NO}_2$ ) and arylsulfonyl ( $-\text{SO}_2\text{Ar}$ ) groups (Scheme 7). Halogen was also used as a leaving group, but very rarely. The primary reason for this limited number of leaving groups is the scarcity of known synthetic routes to substrates. Almost no examples of the synthesis of furoxans with halogen, carboxylate ( $-\text{OCOR}$ ), and sulfonate ( $-\text{OSO}_2\text{R}$ ) groups, which are generally used as good leaving groups, are known. Nitrofuroxan,



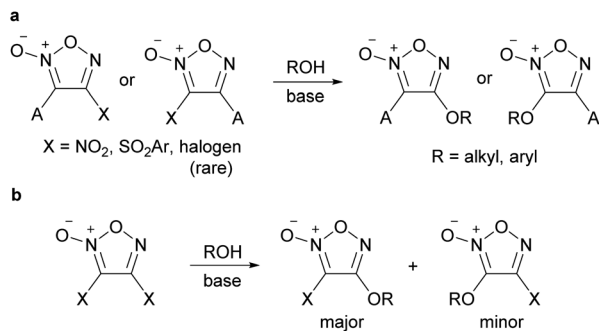
Scheme 6 Ring-opening reactions of metal-substituted furoxans.



Scheme 7  $\text{S}_{\text{N}}\text{Ar}$  reactions of furoxans.



## Review



**Scheme 8** C–O bond formation on the furoxan ring. (a) C–O bond formation can occur at both the 3- and 4-positions. (b) The reaction of furoxans having leaving groups at both the 3- and 4-positions with oxygen nucleophiles is generally selective.

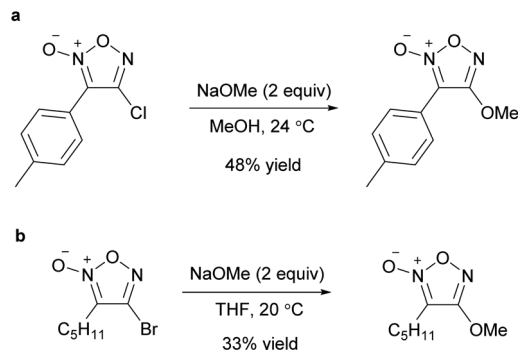
which can be readily synthesized by the reaction of terminal alkenes with  $\text{N}_2\text{O}_3$ ,<sup>24,25</sup> is the most commonly used substrate in the  $\text{S}_{\text{N}}\text{Ar}$  reaction. Arylsulfonylfuroxans can be readily synthesized by the oxidation of the corresponding arylsulfanyl furoxans.

Generally, the leaving group is installed at 4-position and then subjected to the  $\text{S}_{\text{N}}\text{Ar}$  reaction, because the C4 carbon is more electron-deficient than the C3 carbon (*vide supra*). In most cases, furoxans with leaving groups at both the 3- and 4-positions selectively react with nucleophiles at the 4-position.

## 2.2. C–O bond formation

Alkoxyfuroxans or aryloxyfuroxans were obtained by the treatment of alkoxide or phenoxide nucleophiles with a furoxan having  $-\text{NO}_2$  or  $-\text{SO}_2\text{Ar}$  as the leaving group (Scheme 8a). This reaction is the most commonly used method for introducing a furoxan ring into the molecular structure because the yields are generally high and reliable and starting materials are readily available. Since many review papers describe this method,<sup>1,2,11</sup> this paper only cites seminal works,<sup>26–32</sup> and does not discuss it in detail. When the leaving groups are at both the 3- and 4-positions, oxygen nucleophiles are often introduced to the C4 carbon with high selectivity if the reaction conditions are controlled. When a leaving group exists only at the 3-position, the  $\text{S}_{\text{N}}\text{Ar}$  reaction at the 3-position could also proceed smoothly without ring opening.

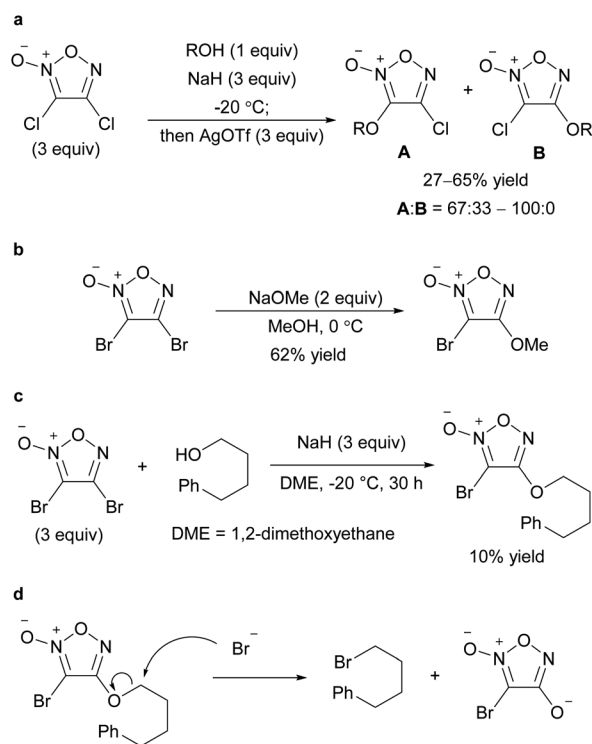
Recently, not only  $\text{NO}_2$  and  $\text{ArSO}_2$ , but also halogens (Cl, Br) have been reported to serve as leaving groups for the  $\text{S}_{\text{N}}\text{Ar}$  reaction with alkoxy nucleophiles (Scheme 9).<sup>32,33</sup> Dichlorofuroxan and dibromofuroxan also underwent monoalkylation in moderate yields (Scheme 10).<sup>33</sup> This reaction is a useful method for producing monohalofuroxans, a rare class of furoxans. Since there was an equilibrium in the alkoxylation reaction of dichlorofuroxan (Scheme 10a), adding more than a stoichiometric amount of silver salt after the completion of the substitution reaction was required to increase the yield, where silver salt traps the dissociated chloride. Depending on the type of alcohol used, 3- and 4-alkoxylated products were obtained as a mixture. Nevertheless, the formation of the 4-alkoxylated product was preferred, and its selectivity increased when an



**Scheme 9** C–O bond formation on the furoxan ring with halogens as a leaving group (chloride (a) and bromide (b)).

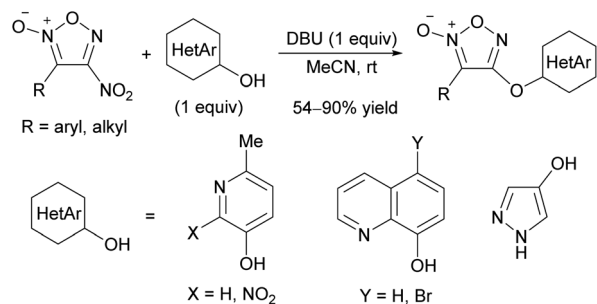
electron-deficient alcohol was used. With regard to the alkoxylation of dibromofuroxan, only the methoxide nucleophile afforded a good yield (Scheme 10b). The other alkoxides yielded adducts in poor yields (Scheme 10c), which was ascribed to a side reaction in which a dissociated bromide attacks the carbon at the  $\alpha$ -position of the oxygen atom of the introduced alkoxy group, leading to the dissociation of the furoxanyl oxide anion (Scheme 10d).<sup>33</sup>

Besides alcohol and phenol derivatives, hydroxy heteroarenes also reacted with 4-nitrofuroxans with 1,8-diazabicyclo [5.4.0]undec-7-ene (DBU) as a base to produce hetaryloxyfuroxans (Scheme 11).<sup>34</sup> This class of molecules were not previously

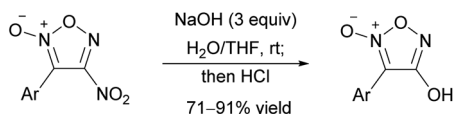


**Scheme 10** C–O bond formation on the furoxan ring with dihalofuroxans. (a–c) Alkoxylation of dichloro- and dibromofuroxan. (d) Side reaction in the alkoxylation of dibromofuroxan.





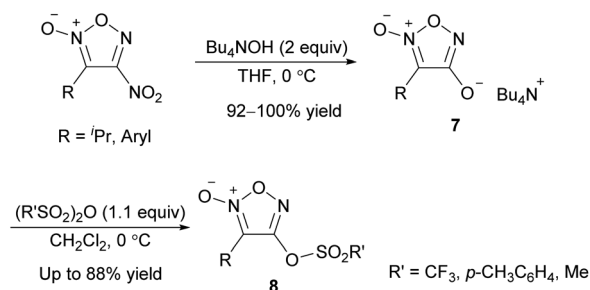
Scheme 11 Reactions of 4-nitrofuraxans with hydroxy heteroarenes.

Scheme 12  $S_NAr$  reaction of 4-nitrofuraxans with a hydroxide.

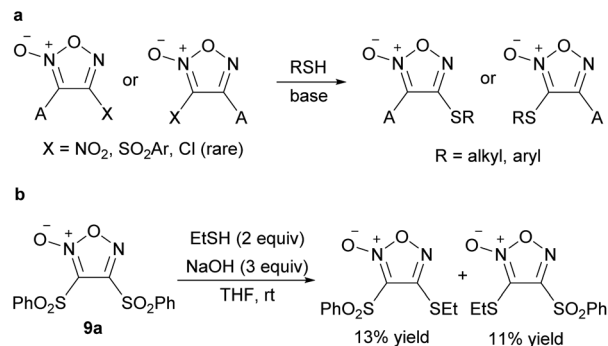
reported. Because both nitrofuraxans and hydroxy heteroarenes are readily available, this reaction is a practical method for preparing a new library of molecules.

The reaction of nitrofuraxan with the simplest oxygen nucleophile,  $\text{OH}^-$ , yields hydroxyfuraxan. This reaction was reported by Wieland in 1903,<sup>35,36</sup> but its generality had not been investigated, and several groups have pointed out its reproducibility issue.<sup>37,38</sup> The reinvestigation revealed that the amount of hydroxide anion used and choice of solvent had a significant impact on the yield. Eventually, the optimal conditions to give a high yield of 4-hydroxyfuraxan were found (Scheme 12).<sup>37</sup> The synthesis of 3-hydroxyfuraxan using the same method has not been reported.

When tetrabutylammonium hydroxide was used as an  $\text{OH}^-$  nucleophile, 4-hydroxyfuraxan ammonium salts **7** were obtained in high yields (Scheme 13).<sup>38</sup> Ammonium salt **7** was stable enough to be purified by silica gel chromatography. Alkyl and aryl groups were tolerated as substituents at the 3-position. Ammonium salts **7** were further transformed into 4-sulfonyloxy furaxan **8** by reaction with sulfonic acid anhydrides. The use of sulfonyl chlorides instead of sulfonic acid anhydrides reduced the yield, and a significant amount of nitrile compound was formed as a byproduct. This side reaction was due to the



Scheme 13 Synthesis and application of 4-hydroxyfuraxan ammonium salts.

Scheme 14 C–S bond formation on the furaxan ring. (a) C–S bond formation can occur at both the 3- and 4-positions. (b) Reaction of disulfonyl furaxan **9a** with sulfur nucleophile is not selective.

furaxan ring opening caused by a reaction of product **8** with  $\text{Bu}_4\text{NCl}$ , a co-product, under neat or concentrated conditions.

### 2.3. C–S bond formation

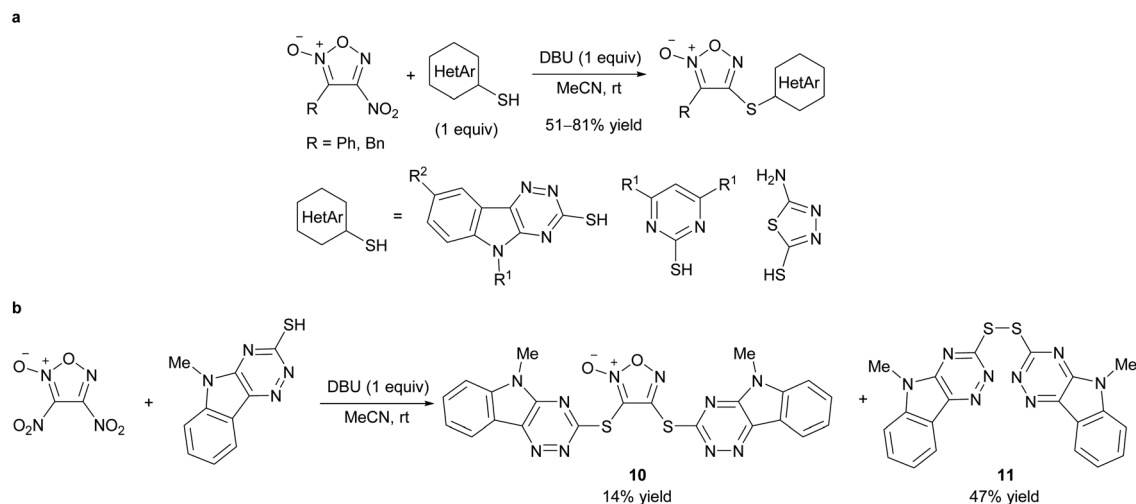
Similar to the C–O bond formation, PRI methods for sulfur substituents using a thiolate nucleophile have been commonly reported (Scheme 14a), and only seminal works are cited here.<sup>10,39–42</sup> Most of the reported reactions for C–S bond formation also used  $\text{NO}_2$  and  $\text{ArSO}_2$  groups as leaving groups, and substitution could occur at both the 3- and 4-positions. The reaction was not selective when disulfonyl furaxan **9a** was subjected to a thiolate nucleophile (Scheme 14b), in contrast to the reaction with an alkoxide nucleophile;<sup>39</sup> this is presumably because thiolate is more nucleophilic than an alkoxide and is non-selective.

The reaction of hetarylthiols with 4-nitrofuraxan to form C–S bonds on the furaxan ring has recently been reported (Scheme 15a).<sup>34,43</sup> 1,8-Diazabicyclo[5.4.0]undec-7-ene (DBU) was the base of choice. Due to the wide availability of substrate 4-nitrofuraxans,<sup>25</sup> a compound library of hetarylsulfanyl furaxans was readily generated using this method. 4-Nitrofuraxans were exclusively employed as substrates whereas 3-mono-nitrofuraxan was not investigated. When dinitrofuraxan was used, the expected target **10** was obtained in low yield, and disulfide **11** was the main product (Scheme 15b). Dinitrofuraxan served as the oxidant in this reaction. Because the same byproduct was obtained when 4-nitrofuraxan with a carbonyl substituent at the 3-position was used as the substrate, an electron-deficient 4-nitrofuraxan prioritizes its function as an oxidant.

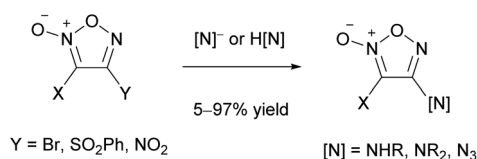
### 2.4. C–N bond formation

Before the development of a method to reduce a nitro group to an amino group using  $\text{SnCl}_2$  from readily available nitrofuraxanes,<sup>24,25</sup> which opened the way for the facile synthesis of aminofuraxans,<sup>44</sup> furaxans with a nitrogen substituent other than a nitro group were not well known. Compared to the C–O and C–S bond-forming reactions, a limited number of PRI methods for nitrogen substituents have been reported so far (Scheme 16).<sup>28,30,45–48</sup>





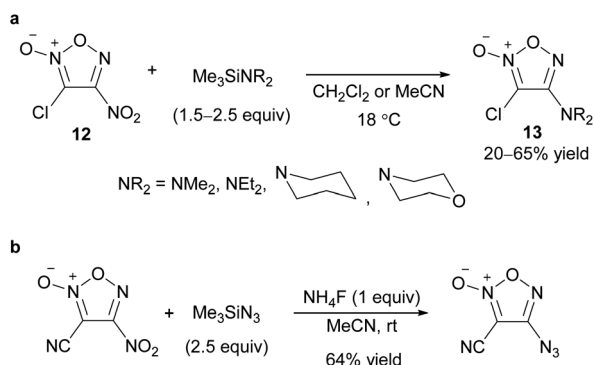
**Scheme 15** Reactions of 4-nitrofuraxans with hetarylthiols. (a) Synthetic scheme. (b) Attempt on sulfanylation of dinitrofuraxan led to oxidation of sulfur nucleophile.



**Scheme 16** C–N bond formation on the furoxan ring.

One reason for the scarcity of C–N bond-forming reactions on the furoxan ring by a nitrogen nucleophile is that ring-opening side reactions caused by a nitrogen nucleophile proceed readily. For example, 3-chloro-4-nitrofuraxan (**12**) underwent ring opening when primary and secondary aliphatic amines were used as nucleophiles. By using trimethylsilyl derivatives of amines, the expected adducts **13** were obtained without ring opening (Scheme 17a).<sup>49</sup> The same strategy was applied to azidation (Scheme 17b),<sup>50</sup> where fluoride salt was added to activate the nucleophile.

As a PRI method of amide substituents, the intramolecular  $S_NAr$  reaction (Smiles rearrangement) was successfully applied (Scheme 18).<sup>41</sup> Substrate 4-sulfonylfuroxan **14**, synthesized by



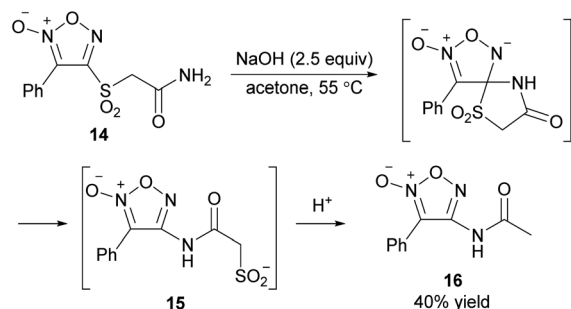
**Scheme 17** C–N bond formation on the furoxan ring using trimethylsilyl derivatives of amine nucleophiles. (a) Amination. (b) Azidation.

the PRI of the sulfonyl group followed by oxidation with  $H_2O_2$  and  $CF_3CO_2H$ , underwent Smiles rearrangement upon treatment with NaOH in acetone to afford *N*-furoxanyl amide **15**. Acid treatment of **15** with 1 M HCl aq. caused the elimination of  $SO_2$  and provided acetamide derivative **16** in 40% yield.

With the same concept as the Smiles rearrangement, where a nitrogen atom attacks the furoxan ring intramolecularly, Schmidt and Curtius rearrangements involving a sextet rearrangement at the nitrogen atom have been applied to PRIS.<sup>51-55</sup> A representative example is shown here (Scheme 19).<sup>55</sup> When azidocarbonyl furoxan **17** was heated in aqueous dioxane, the Curtius rearrangement, in which the furoxanyl entity transferred onto the nitrogen atom, occurred to form isocyanate **19**. Subsequently, **19** was hydrolyzed to 3-aminofuroxan **20**. Because its isomer, 4-aminofuroxan **18**, was thermodynamically more stable than **20**, the reaction gave a mixture of **18** and **20**, which converged to **18** by heating in toluene at 110 °C. This type of sextet rearrangement at the nitrogen atom occurred at both the 3- and 4-positions, although the reaction rates differed.<sup>53,54</sup>

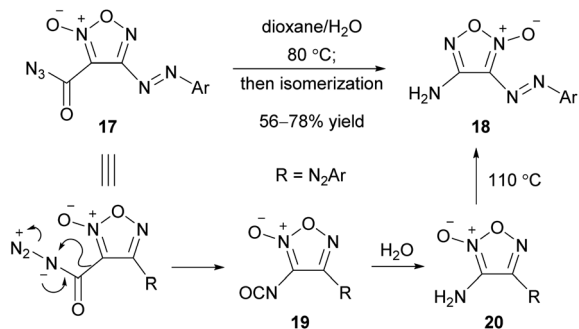
## 2.5. C–C bond formation

**2.5.1. C–C bond formation on furoxan ring is rarely reported.** In organic synthesis, C–C bond formation is essential for building carbon skeletons. Carbon nucleophiles are



**Scheme 18** Smiles rearrangement for PRI of the nitrogen group.

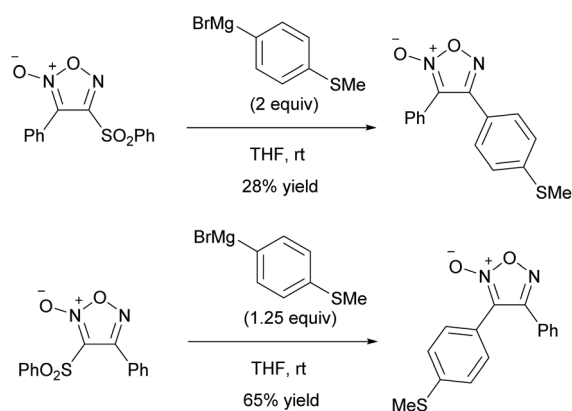




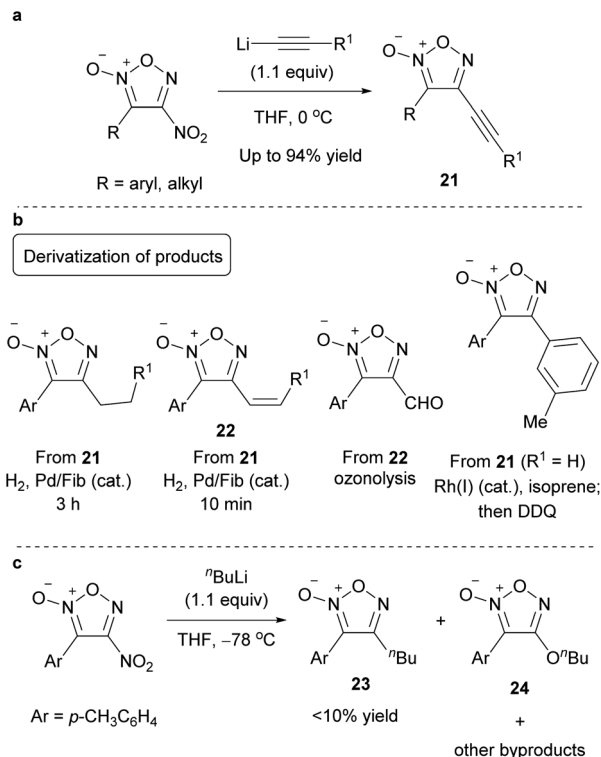
Scheme 19 Curtius rearrangement for the PRI of the nitrogen group.

generally more difficult to prepare than heteroatom nucleophiles, and their high reactivity can lead to various side reactions. Therefore, C–C bond-forming reactions are often challenging, requiring judicious choice of reaction conditions and appropriate catalyst. Nevertheless, with the recent remarkable developments in organic synthesis, many successful C–C bond-forming reactions have been reported, such as cross-coupling reactions. However, the development of C–C bond-forming reactions on the furoxan ring has been significantly delayed, with only two examples in the more than 150 year long history of furoxans until 2017 (Scheme 20).<sup>22</sup> Since 2017, a number of C–C bond-forming reactions have been developed, allowing the synthesis of furoxans with various carbon substituents. These are described in the following Sections.

**2.5.2. Alkynylation.** Alkynyl lithium was reported to react with 4-nitrofuroxan to give the desired 4-alkynylfuroxan **21** in high yield (Scheme 21a).<sup>56</sup> The Meisenheimer complex was proposed as an intermediate in this reaction; alkyl and aryl groups were tolerated as substituents at the 3-position of substrate 4-nitrofuroxans. Derivatization of the alkynyl group to other carbon functional groups while retaining the furoxan ring was possible (Scheme 21b), enabling the introduction of a wide range of carbon substituents. When the same conditions were applied to the reaction using alkyl lithium, many byproducts



Scheme 20 The first C–C bond-forming reactions on the furoxan ring, reported in 2005.

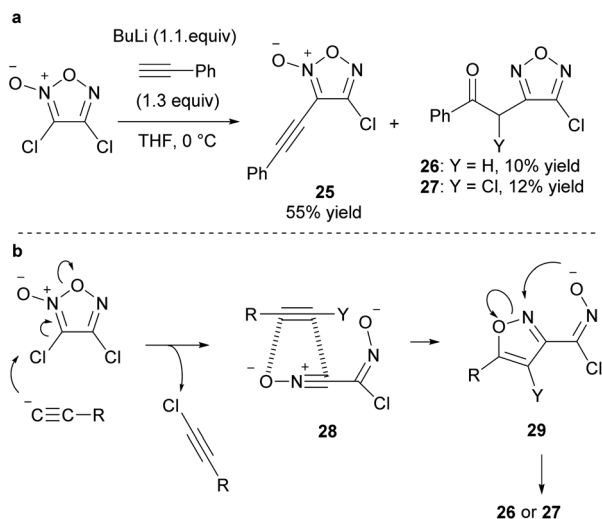
Scheme 21 Alkynylation on furoxan ring. (a) General scheme. (b) Various compounds can be synthesized by derivatization of alkynylfuroxan **21**. (c) Failed attempt to alkylate furoxan. Fib = fibroin, DDQ = 2,3-dichloro-5,6-dicyano-*p*-benzoquinone.

were produced, even at low temperatures, and the desired adduct **23** was obtained in low yield (Scheme 21c). Formation of alkoxyfuroxan **24** as a byproduct suggests that the butyl anion attacked one of the oxygen atoms of the substrate 4-nitrofuroxan to form a butoxy anion, which then attacked another nitrofuroxan molecule to produce **24**. The reason why alkynyl anion species give adducts in higher yields than alkyl anion species remains to be clarified. The softness of alkynyl nucleophiles may be involved.

The reaction of alkynyl lithium reagent with dichlorofuroxan provided 4-chloro-3-alkynylfuroxan **25**, a rare class of chlorofuroxans (Scheme 22a).<sup>33</sup> In contrast to most of the  $S_NAr$  reactions (such as alkoxylation) of furoxans with two leaving groups, which generally undergo substitution reaction at the 4-position, this alkynylation reaction proceeded selectively at the 3-position. This selectivity was proposed to originate from the coordination of the metal atom of the nucleophile with the out-of-ring oxygen atom of the furoxan at the 2-position, which serves as a directing group. This reaction also yielded small amounts of chlorofurazans **26** and **27** as byproducts. These byproducts were generated by metal–halogen exchange followed by the [3 + 2] cycloaddition of **28** leading to 1,2-oxazole **29**, which then converted to **26** and **27** (Scheme 22b).

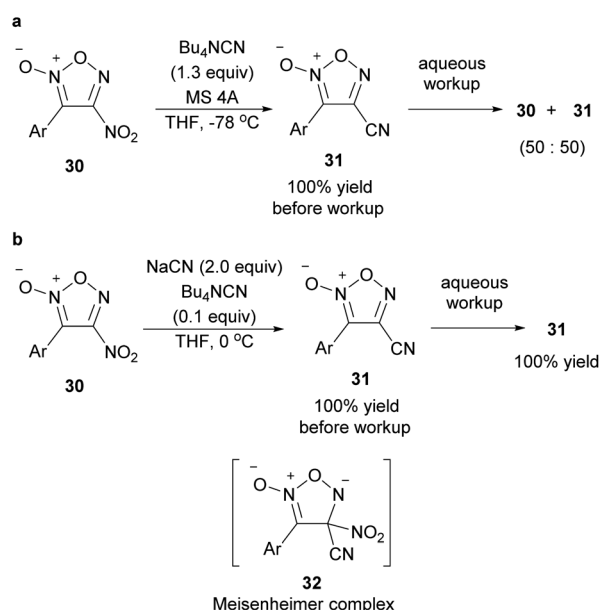
**2.5.3. Cyanation.** The softness of the alkynyl nucleophile was proposed to be important for the success of the  $S_NAr$  reaction on the furoxan ring (Section 2.5.2). Analogously, the PRI of the cyano group was investigated using a soft





Scheme 22 Alkyne alkylation of dichlorofuroxan leading to the 4-chlorofuroxan. (a) General scheme. (b) Proposed mechanism for the formation of byproducts 26 and 27.

nucleophile, cyanide (Scheme 23). Upon treatment with  $\text{Bu}_4\text{NCN}$ , 4-nitrofuroxan **30** was transformed to 4-cyanofuroxan **31** in high yield.<sup>56</sup> The Meisenheimer complex **32** was proposed as an intermediate.  $^1\text{H}$  NMR analysis of the *in situ* reaction system showed that starting material **30** disappeared completely and only the peak of product **31** was observed, but the subsequent aqueous work-up regenerated approximately 50% of **30** (Scheme 23a). The proposed rationale for this phenomenon was that the co-product  $\text{Bu}_4\text{NNO}_2$ , upon treatment with water to quench the reaction, reacted with product **31**



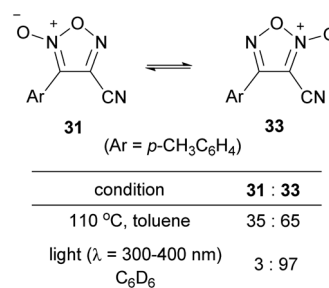
Scheme 23 Cyanation of furoxans. (a) Using a stoichiometric amount of  $\text{Bu}_4\text{NCN}$  afforded moderate yield of product **31** owing to the backward reaction during the aqueous workup. (b) Catalytic use of  $\text{Bu}_4\text{NCN}$  successfully afforded **31** in high yield.

to give **30**. Based on this mechanism, a combination of a catalytic amount of  $\text{Bu}_4\text{NCN}$  and 2 equivalents of  $\text{NaCN}$  was used to minimize the amount of  $\text{Bu}_4\text{NNO}_2$  formed before the aqueous work-up. As expected, the regeneration of **30** ceased and product **31** was obtained almost quantitatively (Scheme 23b).

4-Cyanofuroxan **31** has minimal NO-releasing ability, while its regioisomer 3-cyanofuroxan **33** is known to be a good NO donor.<sup>13</sup> Therefore, the isomerization of **31** to **33** was studied (Scheme 24).<sup>56</sup> Upon heating **31** at 110 °C in toluene, thermal equilibrium was reached within a few hours, and the ratio of the compounds at equilibrium was **31**:**33** = 35:65. When compound **31** was exposed to ultraviolet (UV) light at room temperature in deuterated benzene, the photostationary state was reached in approximately 30 min with the ratio of **31**:**33** = 3:97. Given that NO donor 3-cyanofuroxans had previously been synthesized from the corresponding hydroxymethylfuroxans in a multi-step process, the PRIS method for cyano group installation is a useful alternative. The PRI of cyano groups to arylsulfonyl furoxans using 18-crown-6 as a catalyst has also been reported by different authors.<sup>57</sup>

**2.5.4. Alkylation.** Although the introduction of various carbon substituents became possible starting from the introduction of alkynyl groups, as mentioned earlier, the direct alkylation of the furoxan ring was always desired. Recently, a method was developed to synthesize 3-alkyl-4-sulfonyl furoxan **34** by reacting alkyl radicals generated from aliphatic carboxylic acids under the Kochi condition<sup>58</sup> (persulfate and Ag catalyst) with disulfonyl furoxan **9** (Scheme 25a).<sup>59</sup> Because many aliphatic carboxylic acids are easy to synthesize or commercially available, various alkyl groups can be introduced into a furoxan ring in a modular fashion with high yields using this method. The proposed mechanism is illustrated in Scheme 25b. The radical addition–elimination pathway was proposed to operate with the arylsulfonyl group serving as a good radical-leaving group. A characteristic of this reaction is the selective substitution occurring only at the 3-position of disulfonyl furoxan **9** (see below for the reason). Arylation did not proceed when aromatic carboxylic acids were used under the same conditions, possibly because aryl radicals are less stable than alkyl radicals, making it difficult for decarboxylation to occur after the one-electron oxidation of aryl carboxylates.

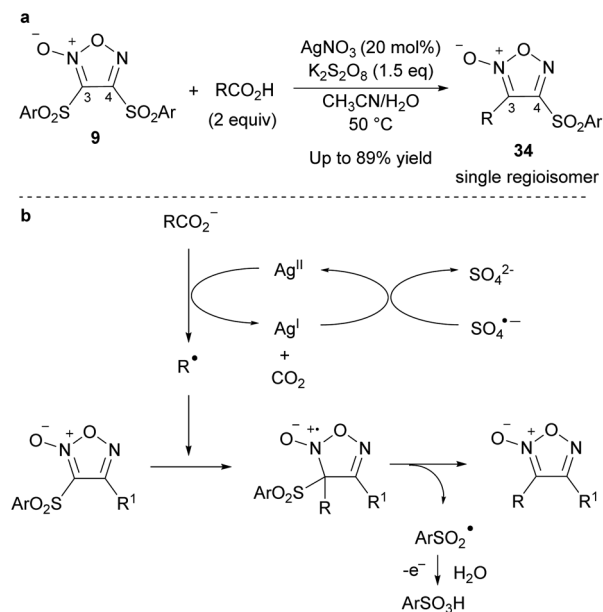
Radical addition proceeded not only with disulfonyl furoxans but also with 3-sulfonylfuroxans bearing various substituents, such as alkoxy, sulfanyl, and carbon substituents, at the



Scheme 24 Isomerization of cyanofuroxans.







Scheme 25 Alkylation of furoxans *via* a radical pathway. (a) General scheme. (b) Proposed reaction mechanism.

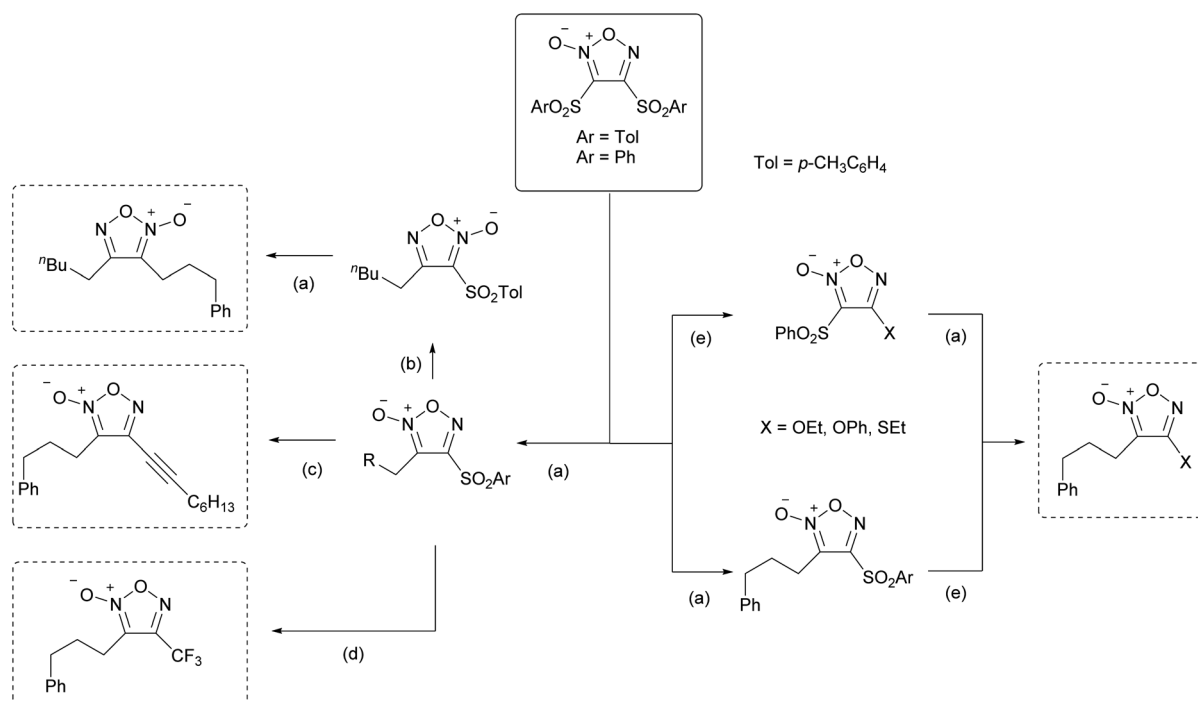
4-position. Therefore, using this methodology, a variety of furoxans can be synthesized in a modular fashion in combination with  $S_NAr$  reactions (Scheme 26).

Density functional theory (DFT) calculations were performed to rationalize the 3-position selectivity of radical addition (Scheme 27). The activation energy for the addition to the 3-

position was calculated to be  $13.3 \text{ kcal mol}^{-1}$ , less than that for the 4-position ( $18.6 \text{ kcal mol}^{-1}$ ), which was consistent with the experimental results. There was a large difference in the thermodynamic stability of the intermediates 35 and 37 of each reaction ( $-37.2$  vs.  $-22.1 \text{ kcal mol}^{-1}$ , respectively), and this difference was reflected in the transition states. Intermediate 35 is in resonance with nitroxyl radical 36. The nitroxyl radicals ( $R^1R^2NO^\cdot$ ), represented by 2,2,6,6-tetramethylpiperidine-1-oxyl (TEMPO), are known to be stable radicals, which were proposed to be the origin of the stability of 35.

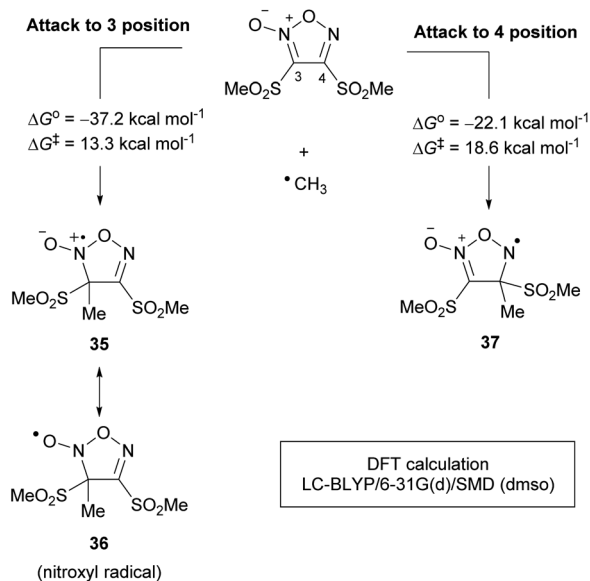
Carbon radicals generated from C–H bonds instead of carboxylic acids could be added to the furoxans (Scheme 28a).<sup>60</sup> This reaction proceeded only with persulfate salt, and a silver catalyst was not required. Simple hydrocarbon compounds, as well as molecules with C–H bonds at the benzyl position or at the  $\alpha$ -position of the oxygen atom, could be used as coupling partners of furoxan. This reaction was proposed to proceed *via* hydrogen atom abstraction of C–H bonds by  $SO_4^{\cdot-}$  generated by the thermal decomposition of persulfate (Scheme 28b).

The PRI of the carbon substituents using carbon radical reagents also proceeded with bromofuroxans, where the bromo radical served as a radical-leaving group (Scheme 29a).<sup>33</sup> In this reaction, the radical addition selectively occurred at the 3-position. In addition to 3-monobromo furoxans, dibromofuroxan (**1**) could serve as a substrate that reacts with carbon radicals to provide 4-bromofuroxans, a rare class of molecules. In contrast to the previous case where the arylsulfonyl radical was the leaving group, this reaction required more than a stoichiometric amount of  $AgNO_3$  and base. The proposed reaction



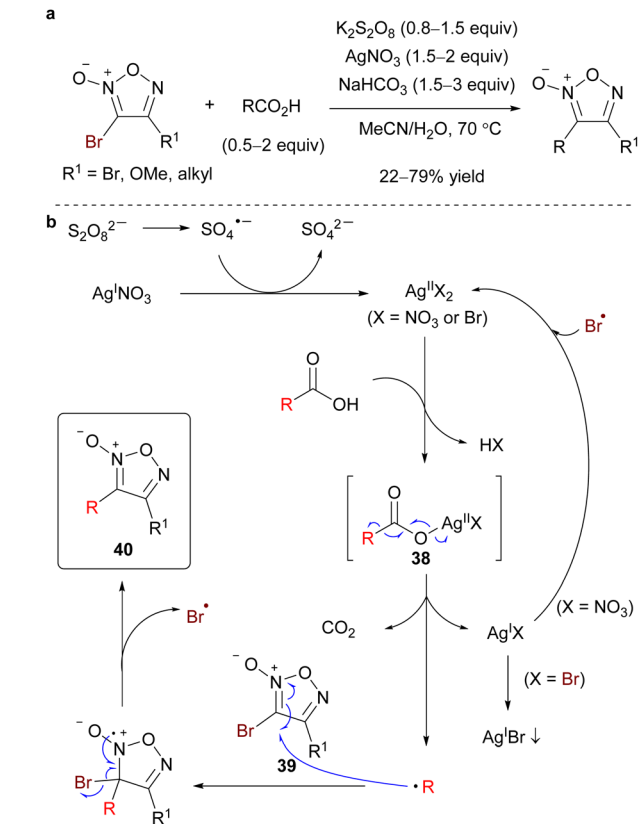
Scheme 26 Modular synthesis of carbon-substituted furoxans by utilizing a radical reaction. (a)  $AgNO_3$  (20 mol%), carboxylic acid (2 equiv.), 50–90 °C, up to 78% yield; (b) toluene, 140 °C, 33% yield; (c) BuLi (1.1 equiv.), oct-1-yne (1.3 equiv.), 0 °C, 44% yield; (d) CsF (2.5 equiv.),  $Me_3SiCF_3$  (2 equiv.),  $-20$  °C, 53% yield; (e) RXH, base,  $S_NAr$  reaction, up to quant.



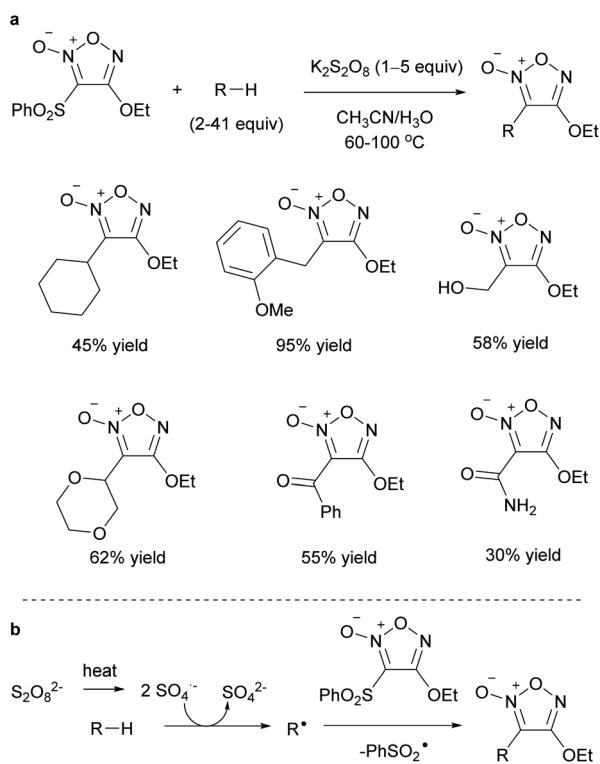


Scheme 27 Rationalization of the selectivity for the radical addition at the 3-position over 4-position.

mechanism is illustrated in Scheme 29b. The  $\text{Ag}(\text{II})$  species is generated from persulfate and  $\text{AgNO}_3$ .  $\text{Ag}(\text{II})$  and carboxylic acid form complex **38**, which undergoes decarboxylation to provide a carbon radical ( $\text{R}^\cdot$ ) and  $\text{Ag}(\text{I})$ . The carbon radical reacts with 3-bromofuroxan **39**, affording product **40** with the liberation of bromo radical. A catalytically inactive insoluble  $\text{AgBr}$  is



Scheme 29 Reaction of 3-bromofuroxans with carbon radicals. (a) General scheme. (b) Proposed reaction mechanism.

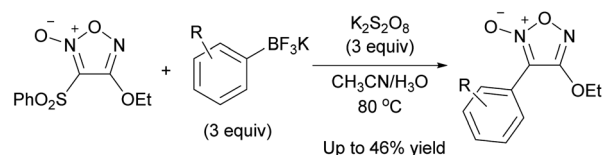


Scheme 28 Reactions of 3-sulfonylfuroxans with carbon radicals generated from abundant C-H bonds. (a) General scheme. (b) Proposed reaction mechanism.

eventually formed during this process; therefore, stoichiometric  $\text{AgNO}_3$  is necessary. The base traps  $\text{HBr}$  and  $\text{HNO}_3$ , which are generated as coproducts.

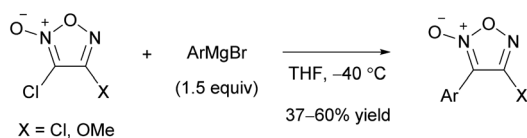
**2.5.5. Arylation.** Since many reported bioactive furoxan molecules have an aryl group as a substituent on the ring, direct arylation using the PRIS method is desirable. However, the use of aryl carboxylic acids in the radical addition reaction to furoxan under the same conditions as those used for aliphatic carboxylic acids (Scheme 25) failed to give the expected aryl adduct. Instead, a combination of potassium aryltrifluoroborates and persulfate was used, which provided arylfuroxan adducts (Scheme 30).<sup>61</sup> The moderate yields were ascribed to the slow reaction of the aryl radical to the furoxan ring due to steric bulkiness, which competed with the decomposition of the aryl radical.

Arylfuroxans were obtained by the polar reaction of Grignard reagents with chlorofuroxans as a substrate (Scheme 31).<sup>33</sup> The



Scheme 30 Reaction of 3-sulfonylfuroxan with aryl radicals generated from potassium aryltrifluoroborates.



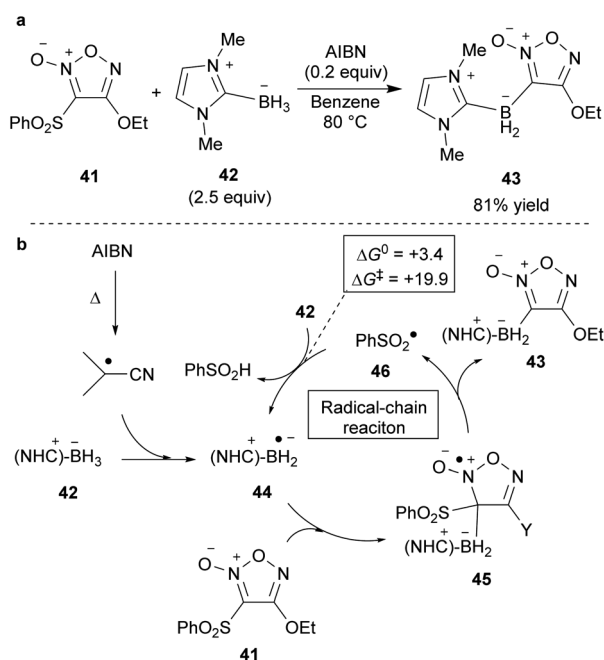


Scheme 31 Arylation of 3-chlorofuroxans.

reaction proceeded selectively at the 3-position, which was attributed to the directing effect of the out-of-ring oxygen atom, as observed in the alkynylation of furoxan (Scheme 22). Using dichlorofuroxan as the substrate, 3-aryl-4-chlorofuroxans were obtained; thus, this reaction enables easy access to chlorofuroxans, a rare class of molecules.

## 2.6. C–B bond formation

Introducing an electropositive metal element on the furoxan ring causes fast ring opening (Scheme 6). Therefore, no furoxans substituted with an element more electropositive than a hydrogen atom have been reported to date. However, it was surmised that ring decomposition might not occur in furoxans substituted with a metalloidal atom that can form a relatively strong covalent bond with carbon atoms. Indeed, 3-borylfuroxans **43** were isolated as stable compounds (Scheme 32a).<sup>62</sup> They were synthesized by the reaction of 3-sulfonylfuroxan **41** with *N*-heterocyclic carbene-ligated borane **42** in the presence of 2,2-azobis(isobutyronitrile) (AIBN). Photoirradiation of 3-borylfuroxan induces isomerization to 4-borylfuroxan; thus, both regioisomers of borylfuroxan have become accessible. The proposed mechanism is shown in Scheme 32b. Boryl radical **44** is generated from **42** *via* hydrogen atom abstraction.<sup>63,64</sup> Boryl



Scheme 32 Synthesis of borylfuroxans. (a) Representative example. (b) Proposed reaction mechanism.

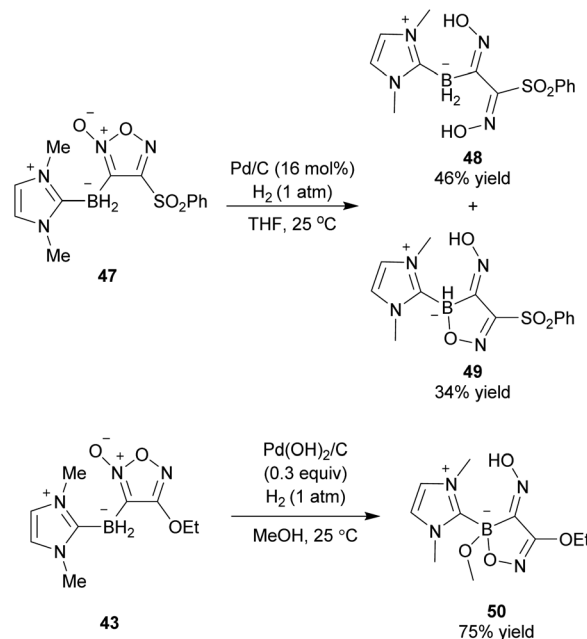
radical **44** is nucleophilic, similar to the carbon radical; therefore, it can react with 3-sulfonylfuroxan **41** and provide intermediate **45**. 3-Borylfuroxan product **43** is obtained after the dissociation of arylsulfonyl radical **46** from **45**. Because the overall reaction proceeded with a catalytic amount of AIBN, arylsulfonyl radical **46** is proposed to abstract a hydrogen atom from the next substrate **42**.

After the first synthesis of borylfuroxans, their reactivities were studied (Scheme 33).<sup>62</sup> Hydrogenation of 3-borylfuroxan **47** catalyzed by Pd/C afforded boryloxime **48** and its derivative **49**. This is the first report of the synthesis of boryldioxime. The hydrogenation of 3-borylfuroxan **43** with the alkoxide group on the furoxan ring also provided the boryldioxime derivative **50**, though it required harsher conditions due to the electron-donating effect of ethoxy group. Currently, the cross-coupling reaction of the synthesized borylfuroxans has not been successful.

## 2.7. Carbon–halogen bond formation

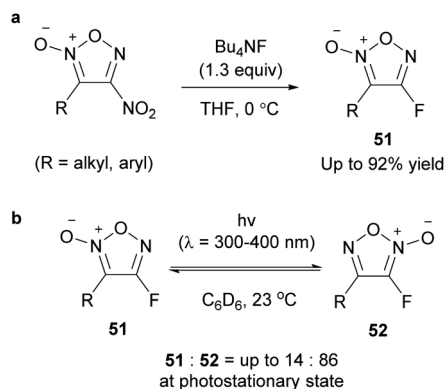
There are few synthetic examples of halofuroxans, and research on their properties and bioactivity is scarce. As with other haloarenes, various physiological activities are expected, and from the viewpoint of synthetic chemistry, halogens can be expected to be used as a stepping stone for substituent introduction *via* cross-coupling reactions. In the previous sections, a few examples of the synthesis of halofuroxans based on the PRIS strategy were reported (Schemes 10, 17, 22, 29 and 31); however, none of them involved direct introduction of the carbon–halogen bond on the furoxan ring.

4-Fluorofuroxan **51** was synthesized from 4-nitrofuroxan with Bu<sub>4</sub>NF (Scheme 34a),<sup>65</sup> which is the first example of fluorofuroxan and of the PRI of any halogen atom. Fluorofuroxans



Scheme 33 Derivatization of borylfuroxans.





**Scheme 34** Synthesis of fluorofuroxans *via* C–F bond formation on the furoxan ring. (a) General scheme. (b) Photochemical isomerization of fluorofuroxans.

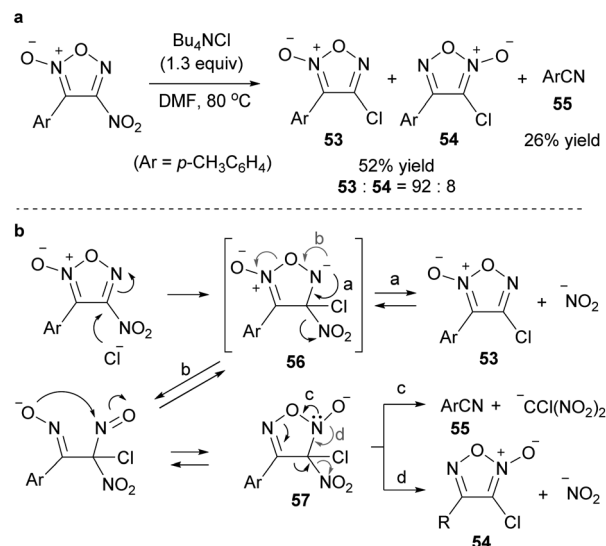
were sufficiently stable to be purified and isolated using the usual procedure. Fluorination hardly proceeded when CsF was used instead of Bu<sub>4</sub>NF. Both alkyl and aryl groups were tolerated in this fluorination reaction as untouched substituents at the 3-position. Under the same conditions, 3-nitro-4-phenylfuroxan, the regioisomer of 4-nitrofuroxan, did not react with Bu<sub>4</sub>NF. This is probably because the C3 carbon of 3-nitrofuroxan is less electron-deficient than the C4 carbon of 4-nitrofuroxan (*vide supra*), and thus, nucleophilic attack of the fluoride anion cannot occur at the 3-position. The photoisomerization of **51** to **52** proceeded under UV-light irradiation, and the photostationary state was reached with a product ratio of **51** : **52** = 14 : 86. Because **52** was completely converted to **51** when heated at 110 °C in toluene, **51** is thermodynamically stable. This is a good example to demonstrate that the photoreactions of furoxans can synthesize one regioisomer of the two in defiance of their thermodynamic stabilities.

An attempt was made to synthesize chlorofuroxan in the same manner as fluorofuroxan, but the reaction was slow under the same conditions and required polar solvents and heating (Scheme 35a).<sup>65</sup> The expected 4-chlorofuroxan **53** was obtained as the major product. However, regioisomer **54** and aryl nitrile **55** were also obtained. It was proposed that ring opening from the Meisenheimer intermediate **56** proceeded and that byproducts **54** and **55** were formed *via* intermediate **57** (Scheme 35b). Analogously, the synthesis of bromofuroxans was attempted using Bu<sub>4</sub>NBr, but no target product was obtained. Side reaction giving nitrile **55** proceeded.

### 3. Applied research of furoxan molecules

#### 3.1. As a synthetic intermediate

As stated earlier (Section 2.5.4), carbon radicals can react with 3-sulfonylfuroxan to introduce alkyl substituents onto the furoxan ring. In this reaction, carboxylic acids or C–H bonds, which are prevalent functional groups, can serve as radical sources. From another perspective, this reaction can be described as a one-step “furoxanization” of prevalent functional groups. Furthermore,



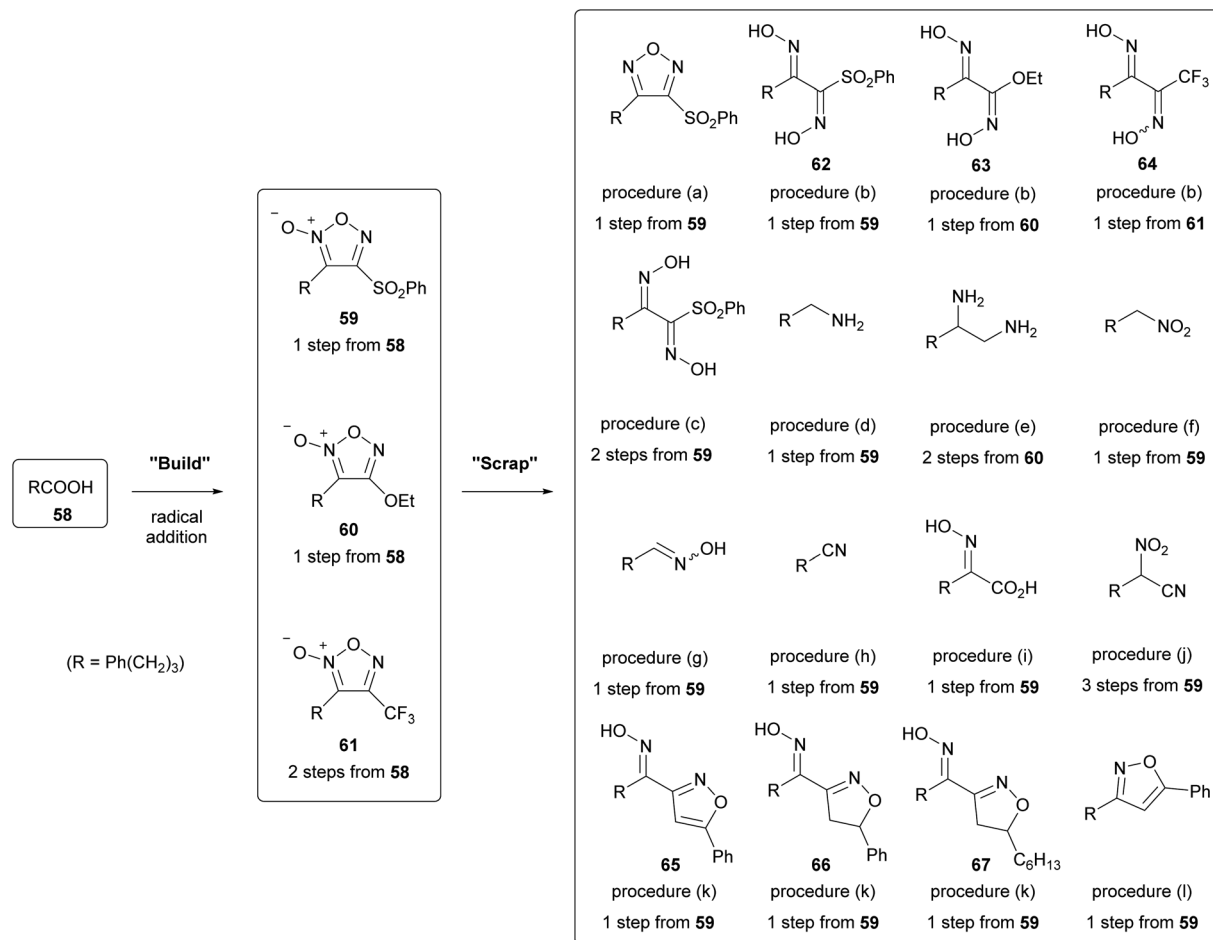
**Scheme 35** C–Cl bond formation on the furoxan ring. (a) Representative example. (b) Proposed mechanism for the formation of product **53** and byproducts **54** and **55**.

if we take the property that furoxans are prone to ring-opening decomposition, it can be interpreted that furoxans can be easily converted to other functional groups. Therefore, one can propose that a short-step functional group transformation can be achieved by the furoxanization of prevalent functionalities (“build”) followed by ring-opening degradation of furoxan (“scrap”). An example of this “build-and-scrap” method is shown in Scheme 36.<sup>59</sup> The radical addition reactions to the furoxan ring could form furoxans **59–61** in a short step. Thereafter, these furoxans could be converted into various nitrogen-containing functional groups under various reaction conditions. This “build-and-scrap” methodology should find its application in the drug discovery research requiring structural diversity.

#### 3.2. As a component of hybrid drugs

Molecular hybridization is a versatile drug design and discovery approach that has emerged as a useful tool in medicinal chemistry. A hybrid molecule consists mainly of two covalently bonded parent molecules that retain their structural features and original biological activity within the hybrid.<sup>66</sup> The additive and synergistic biological action of the parent molecules within the hybrid can introduce favorable therapeutic effects in multiple ways. The most evident, although sometimes elusive, is obtaining multitargeted therapeutic agents that target two different pathologies at the same time. More prevalently, however, hybridization of two biologically active molecules often acts as a tool to optimize the activity of one component through the synergistic action of the other component(s). Regarding the topic of this review, furoxan-based hybrids, the latter outcome is usually sought after, in which the presence of the furoxan moiety introduces higher potencies and enhanced selectivities than the parent molecule alone (Fig. 2). It is of note that most of the hybrid molecules mentioned in this section





**Scheme 36** "Build-and-scrap" of furoxans leading to a variety of functional groups. (a) P(OEt)<sub>3</sub> (3 equiv.), 100 °C, 74% yield. (b) Pd/C (10 mol%), H<sub>2</sub> (1 atm), MeOH, rt, 100% (**62**), 82% yield (**63**), 81% yield (**64**, dr = 3 : 1). (c) (1) *hν* (λ = 300–400 nm), C<sub>6</sub>D<sub>6</sub>, rt, 55% yield. (2) Pd/C (10 mol%), H<sub>2</sub> (1 atm), MeOH, rt, 100% yield. (d) LiAlH<sub>4</sub> (5 equiv.), THF, 0 °C, 39% yield. (e) (1) procedure (b). (2) LiAlH<sub>4</sub> (5 equiv.), THF, 0 °C, 57% yield. (f) Bu<sub>3</sub>SnH (2 equiv.), benzene, 40 °C, 41% yield. (g) Bu<sub>3</sub>SnH (5 equiv.), benzene, 40 °C, 43% yield. (h) KOH (2.3 equiv.), THF, rt, 46% yield. (i) KOH (5.0 equiv.), THF, rt, 18% yield. (j) (1) Bu<sub>4</sub>NOH (2 equiv.), THF, rt. (2) (CF<sub>3</sub>SO<sub>2</sub>)<sub>2</sub>O (1.1 equiv.), CH<sub>2</sub>Cl<sub>2</sub>, 0 °C, 21% yield (2 step). (3) Pd(PPh<sub>3</sub>)<sub>4</sub> (1 equiv.), benzene, rt, 52% yield. (k) 1,3-dipolarophile (3 equiv.), DMF, 130–150 °C, 33% yield (**65**, using phenylacetylene), 12% yield (**66**, using styrene), 18% yield (**67**, using oct-1-yne). (l) phenylacetylene (3 equiv.), toluene, 130 °C, 8% yield.

were synthesized based on the PRIS strategy to combine furoxan and drug moieties.

β-Elementene, a natural product extracted from the rhizome of *Curcuma wenyujin*, is a molecular scaffold that exhibits broad anti-tumor activities. This has led to its adoption as a broad-spectrum drug by the China Food and Drug Administration (CFDA) for the treatment of lung, liver, esophageal, and brain cancers, and bone metastasis in 1994.<sup>67</sup> However, the lipophilicity and low bioavailability of β-elementene limited its applications, which led researchers to conduct various lead optimization studies to enhance its anti-tumoral activities. Hybridization of β-elementene with furoxan as the NO-donating moiety was reported, and showed improvements in the anti-cancer properties in relation to those of the parent β-elementene molecule.<sup>68,69</sup> Six series of hybrids were synthesized and, when evaluated biologically, displayed significant anti-proliferative effects against malignant brain glioma cells. Hybrid **68** significantly and continuously suppressed the growth of gliomas in

mice, with the brain glioma of the treatment group inhibited by more than 90%.

Introducing the sulfonyl furoxan moiety to phenstatin, a microtubule interfering agent (MIA), showed moderate to potent anti-tumor activities against several human cancer cell lines.<sup>70</sup> Among the synthesized compounds, hybrid **69** showed the most potent anti-proliferative activities against both chemosensitive and resistant cancer cell lines with IC<sub>50</sub> values ranging from 0.008 to 0.021 μM.

Photodynamic therapy (PDT) is an emerging minimally invasive cancer treatment approach that selectively generates reactive oxygen species (ROS) through the excitation of photosensitizers (PS) by a specific-wave-length light. In turn, ROS causes cancerous cells to perish directly or indirectly *via* induction of tumor vascular stasis.<sup>71</sup> Thus, the efficacy of any PDT protocol is dependent on the concentration of oxygen surrounding the tumor tissues, a longstanding limiting factor in the therapeutic adoption of PDT. Chlorin E6 is



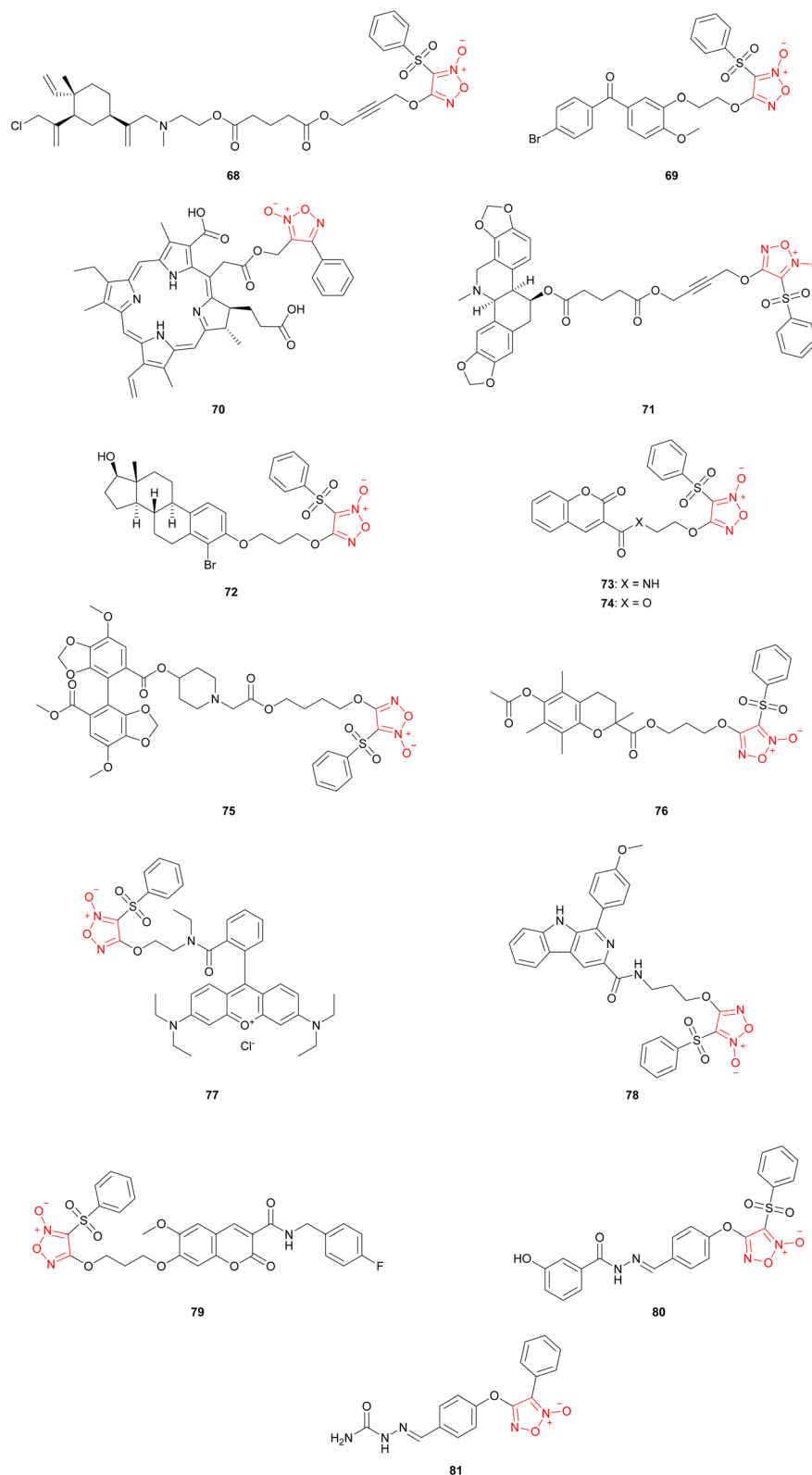


Fig. 2 Recently reported hybrids of furoxan and drug molecules.

a photosensitizer employed as a photodynamic anti-cancer agent. To enhance the PD therapeutic effect of chlorin E6, various NO donors were introduced into the chlorin E6 skeleton

to mitigate the issue of low oxygen concentrations in cancerous tissues. A synergistic anti-tumor action between NO and ROS was expected to enhance the PDT performance of the parent



chlorin E6.<sup>72</sup> Hybrid **70**, a furoxan-hybridized chlorin E6, was synthesized. The biological evaluation results revealed that the furoxan-containing photosensitizers exhibited synergistic ROS and NO effects, increasing the intracellular levels of both ROS and NO. Elevated ROS levels exhibited enhanced anti-tumor effects during PDT by disturbing the intracellular redox balance and inducing oxidative stress in tumor cells.

Another anti-tumor natural product that shows enhanced bioactivity upon hybridization with furoxan is chelidone. A study synthesized and examined a series of furoxan-based, NO-donating derivatives of chelidone, one of which is hybrid **71**.<sup>73</sup> Compared to chelidone, **71** exhibited lower IC<sub>50</sub> values against human hepatoma cells HepG2, breast cancer cells MCF-7, colon cancer cells HCT-116, and leukemia cells K562. In addition to exhibiting the strongest anti-proliferative activity against the aforementioned cancer cell types, **71** also demonstrated a high selectivity between normal and cancer blood cells, as indicated by its IC<sub>50</sub> value of >40 μM against human peripheral blood mononuclear cells (PBMCs).

A recent study reported the synthesis and *in vitro* anti-proliferative evaluation of 15 novel furoxan-based NO-releasing hybrids of estradiol derivatives.<sup>74</sup> The endogenous estrogen metabolite 2-methoxyestradiol, formed from estradiol, has been researched for several decades as a potential anti-cancer agent. Based on a previous work on the synthesis of various anti-cancer agents by introducing several furoxan-based NO-releasing moieties to coumarin cores, it was hypothesized that substituent modification on the phenyl ring of estradiol might enhance its anti-cancer activity. Most of the synthesized molecules exhibited stronger anti-proliferative effects than phenylsulfonylfuroxan and 2-methoxyestradiol in the MDA-MB-231, A2780, and HeLa cell and HUVEC lines. Hybrid **72** showed the highest activity against MDA-MB-231 cells, with an IC<sub>50</sub> value of 0.00083 μM. This activity was related to the compound's higher capacity to release NO, as demonstrated by the diminished activity when the NO scavenger, hemoglobin, was introduced into the system.

Coumarin is a natural product scaffold with anti-tumor properties. A recent study reported the synthesis of a series of novel furoxan-based coumarin derivatives and evaluation of their *in vitro* anti-proliferative activities in human cervical cancer HeLa cells.<sup>75</sup> All the compounds displayed more potent inhibition than the reference compound coumarin-3-carboxylic acid. Among the synthesized compounds, hybrid **73** exerted the highest anti-proliferative activity (IC<sub>50</sub> = 0.60 μM) against human breast cancer MCF-7 cells, while hybrid **74** exhibited a wider spectrum of activity against five cancer cells.

To combat multidrug chemo-resistant leukemia cancer cells, a series of NO-releasing bifendate derivatives were synthesized.<sup>76</sup> *In vitro* and *in vivo* biological evaluations demonstrated that hybrid **75** produced relatively high levels of NO and significantly inhibited the proliferation of drug-resistant K562/A02 cells. A substantial decrease in the anti-tumor activity of **75** was observed when an NO scavenger was introduced, establishing, at least partially, the dependence of **75** cytotoxicity against drug-resistant K562/A02 cells on its NO-releasing capabilities.

Augmenting the anti-tumoral properties of tocopherol through hybridization with furoxan has been reported.<sup>77</sup> A series of tocopherol-furoxan analogues were synthesized and evaluated for their anti-proliferative and NO-releasing activity. Hybrid **76** emerged as a promising anti-cancer agent owing to its good anti-proliferative activity against bladder cancer cell lines, T24 and 253 J, and low toxicity against normal HaCaT cells. The study demonstrated that the NO-releasing ability of **76** is necessary for its anti-proliferative properties, as demonstrated by the diminished activity of **76** in the presence of NO scavengers in cancerous cell media.

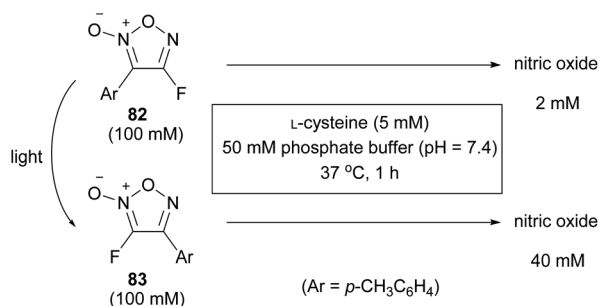
Recently, it was reported that the synthesis of a set of mitochondria-targeting compounds with varying NO-releasing capacities was achieved through the hybridization of rhodamine B with various 3-*R*-substituted furoxan moieties.<sup>78</sup> Models equipped with weaker NO-releasing furoxan moieties bearing -CH<sub>3</sub> and -CONH<sub>2</sub> groups at the 3-position on the furoxan exhibited cytotoxicity only at the highest concentrations. On the contrary, models equipped with stronger NO-releasing furoxan moieties bearing -CN and -SO<sub>2</sub>C<sub>6</sub>H<sub>5</sub> (hybrid **77**) at the 3-position exhibited much stronger anti-cancer activity, probably because of their higher NO-releasing ability and their capability to inhibit cellular proteins by covalent binding.

β-Carboline alkaloid scaffolds have been well-researched as anti-cancer agents because of their cytotoxic effects and ability to reverse resistance to some anti-cancer drugs. To enhance the anti-tumoral performance of β-carboline alkaloids, a recent study reported the synthesis of 30 β-carboline-(phenylsulfonyl) furoxan hybrids.<sup>79</sup> The inhibitory activities of the synthesized compounds against the human breast cancer cell lines MCF-7 and MDA-MB-231 were evaluated, which revealed that hybrid **78** stood out as a promising antimetastatic agent for breast cancer, as it significantly inhibited the migration and invasion of MDA-MB-231 cells.

Scopoletin is another natural product scaffold that shows therapeutic promise against human breast cancer upon hybridization with furoxan. The synthesis of 11 scopoletin-furoxan derivatives has been previously reported. They exhibited improved anti-proliferative activity against MCF-7 and MDA-MB-231 cells and weaker cytotoxicity against the human breast epithelial cell line MCF-10A than parent scopoletin.<sup>80</sup> Of these, hybrid **79** produced the highest levels of NO intracellularly and exhibited the best anti-cancer activity and low toxicity.

Many classes of furoxan hybrids have been developed for therapeutic purposes other than anti-cancer activities. A prime example of this is the development of furoxan-based anti-leishmanial agents. Leishmaniasis is a neglected tropical disease (NTD) caused by infection with the protozoan parasite *Leishmania* and occurs mainly in the tropical regions of Africa, Asia, and North and South Americas. It was previously reported that furoxan derivatives containing the *N*-acylhydrazone subunit showed remarkable leishmanicidal activity (hybrid **80**).<sup>81</sup> To further enhance the antileishmanial potency of **80**, a novel series of *N*-oxide compounds containing the *N*-acylhydrazone subunit was designed, represented by phenyl-furoxan, amide-furoxan, and benzofuroxan.<sup>82</sup> *In vitro* and *in vivo*





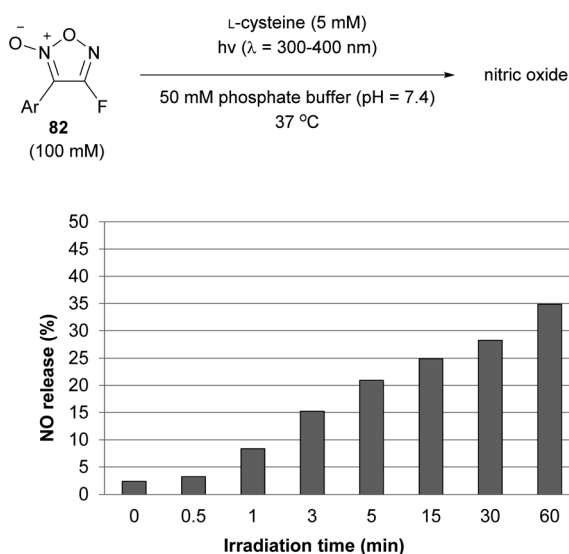
Scheme 37 Fluorofuroxans as a photo-induced NO donor.

evaluations showed that hybrid **81** demonstrates remarkable antileishmanial potency.

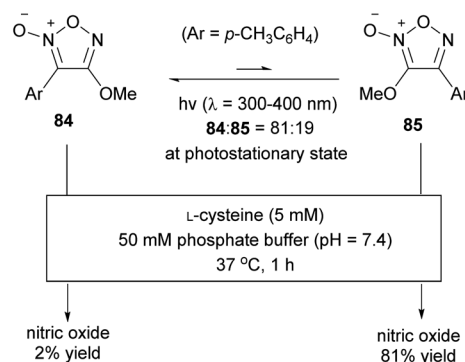
### 3.3. As a photo-induced NO donor

4-Fluorofuroxan **82**, which was recently synthesized for the first time by PRIS, was isomerized to 3-fluorofuroxan **83** upon UV irradiation at a high conversion rate (Scheme 34). After the isolation of **82** and **83**, the NO-releasing ability of each in the presence of L-cysteine was investigated, revealing that 3-fluorofuroxan **83** had a much higher NO-releasing ability than 4-fluorofuroxan **82** (Scheme 37).<sup>65</sup> These results suggest that 4-fluorofuroxan **82** can function as a photo-induced NO donor, a compound that can release NO upon UV irradiation.

UV irradiation of an aqueous solution of 4-fluorofuroxan **82** in the presence of L-cysteine resulted in an increase in NO release with increasing irradiation time (Scheme 38).<sup>65</sup> In comparison with the molecular design of conventional photo-induced NO donors that have a weak X–NO bond in their structure and release NO by breaking the bond upon light irradiation,<sup>83,84</sup> 4-fluorofuroxan is unique in that isomerization is the mechanism for photo-responsiveness.



Scheme 38 NO-releasing profile of **82** as a function of irradiation time. A buffered aqueous solution of **82** (100  $\mu$ M) containing L-cysteine (5 mM) was irradiated in a Pyrex vial ( $\lambda = 300\text{--}400$  nm) at 37 °C (oil bath) for the indicated time.



Scheme 39 NO-releasing abilities of alkoxyfuroxans.

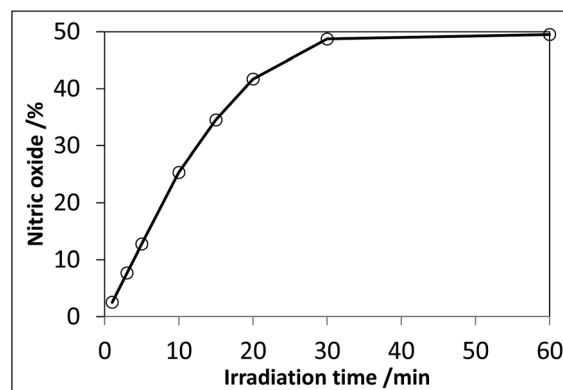
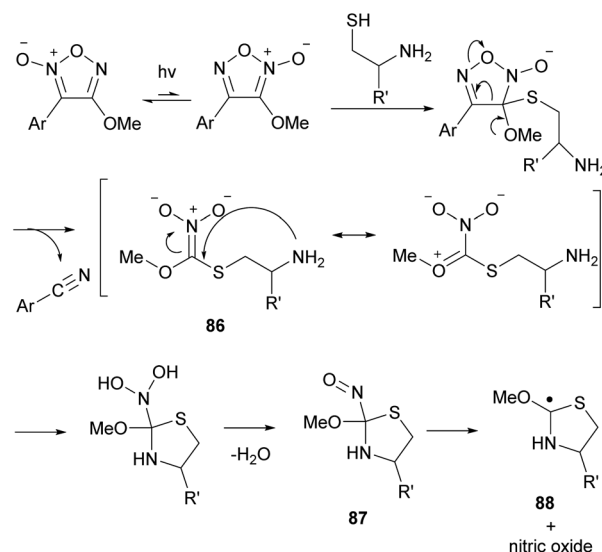


Fig. 3 NO-releasing profile of 4-alkoxyfuroxan **84** as a function of irradiation time. A buffered aqueous solution of **84** (100  $\mu$ M) that contained L-cysteine (5 mM) was irradiated ( $\lambda = 300\text{--}400$  nm) at 37 °C.

The high photoisomerization ratio of fluorofuroxan in the photostationary state (Scheme 34) inspired the development of a photo-induced NO donor. However, if isomerization occurs at



Scheme 40 Proposed mechanism for the release of NO from alkoxyfuroxan in the presence of a thiol mediator.





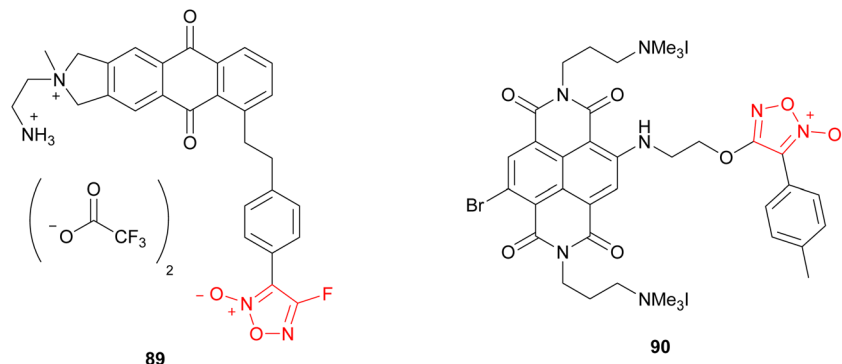


Fig. 4 Visible light-induced NO donor furoxans.

equilibrium on light irradiation, the isomerization ratio in the photostationary state needs not necessarily be high. In other words, if light is irradiated continuously in the presence of a thiol additive necessary for NO release, even if the isomerization ratio in the photostationary state is low, NO should be sequentially released from a small portion of the NO-releasing active regioisomer, after which it is continually supplied from the inactive regioisomer by photoisomerization. Therefore, theoretically, both furoxan regioisomers are involved in NO release. This hypothesis was verified using alkoxyfuroxans (Scheme 39).<sup>85</sup> The NO-releasing ability of 4-alkoxyfuroxan **84** was as low as 2%, while that of its regioisomer, 3-alkoxyfuroxan **85**, was 81%. However, the isomerization ratio in the photostationary state was not high, that is, **84** : **85** = 81 : 19. UV irradiation of an aqueous solution of **84** in the presence of L-cysteine resulted in an increase in NO release over the duration of irradiation, and the NO release reached up to 50% yield (Fig. 3); the hypothesis was thus proved.

Thiol additives are required for the release of NO from furoxans. The required structure of the thiol additives depends on the type of furoxan used. For the release of NO from alkoxyfuroxans and fluorofuroxans, thiols having an amino group at the  $\beta$ -position, such as L-cysteine and cysteamine, acted as mediators, but simple thiols such as ethanethiol did not.<sup>85</sup> However, 3-cyano-4-phenylfuroxan (**4**) released NO even with benzenethiol as a mediator.<sup>13</sup> The proposed mechanism for the release of NO from alkoxyfuroxan in the presence of a thiol mediator is delineated in Scheme 40. Upon addition of a thiol to 3-alkoxyfuroxan at the 3-position, ring degradation occurs to form nitronate **86** with the liberation of aryl nitrile. This species undergoes cyclization to afford the C-nitroso compound **87**. NO is released *via* homolytic cleavage of the weakened C–N bond along with the formation of radical species **88**. Although experimental evidence is lacking and the mechanism remains elusive, it was experimentally confirmed that aryl nitrile was formed quantitatively as a co-product, which supports this mechanism.

The photoresponsive NO-donor furoxans mentioned so far had short absorption wavelengths and required the use of UV light.<sup>65,85</sup> To use them *in vivo*, visible light irradiation is more desirable because it is less harmful for cells and can penetrate deeper into the tissue than UV light. The investigation of the

photochemical properties of 4-fluorofuroxan revealed that the phosphorescence of 4-fluorofuroxan **51** ( $R = p\text{-CH}_3\text{C}_6\text{H}_4$ ) (Scheme 34) was observed at 550 nm and indicated the possibility of the sensitized excitation of 4-fluorofuroxan by visible light with a suitable triplet photosensitizer. Various photosensitizers could excite 4-fluorofuroxan to isomerize it to 3-fluorofuroxan **52** by visible light irradiation ( $\lambda_{\text{ex}} = 400\text{--}500\text{ nm}$ ).<sup>86</sup> Not only 4-fluorofuroxan but 4-alkoxyfuroxan could also be photoexcited using a triplet photosensitizer.<sup>87</sup> Based on these results, two furoxan molecules **89** and **90** that come with furoxan and photosensitizer entities in one molecule have been developed as visible light-triggered NO donors (Fig. 4).<sup>86,87</sup>

## 4. Conclusions

Because of their weak aromaticity and multiple heteroatom–heteroatom bonds, furoxans are vulnerable to ring degradation under various reaction conditions. Therefore, the main synthetic strategy for furoxans is to introduce the desired substituents into the precursor prior to the formation of the furoxan ring. However, recent research has led to the development of various PRIS methodologies, in which the furoxan ring is first constructed, and then substituents are introduced on the ring, enabling the synthesis of various types of furoxan molecules in a more direct manner. The formation of C–O, C–S, C–N, C–B, and carbon–halogen bonds on the furoxan ring was achieved. The types of reactions varied; in addition to the  $S_{\text{N}}\text{Ar}$  reaction, which takes advantage of the electron-deficient nature of furoxan, radical-involved methods and intramolecular rearrangement reactions were also reported. The selectivity between the 3- and 4-positions in the introduction of substituents varied from reaction to reaction, and a high selectivity was observed in several reactions.

With the development of synthetic methods, research on the various applications of furoxans has also progressed. A new synthetic strategy named “build-and-scrap” method was developed, in which the ease of ring degradation of furoxans is regarded as a merit and utilized to enable the use of furoxans as intermediates for the synthesis of various nitrogen-containing functional groups. Hybrid molecules, which covalently link the NO-releasing furoxan with existing drugs to provide the molecule with two functions or to enhance each other’s



functions, have been frequently reported. The study of a photo-induced NO donor based on a unique switching mechanism utilizing furoxan isomerization is also being developed.

Indeed, studies on furoxan synthesis are growing, but there are still many furoxans that have not yet been synthesized, or for which there are no efficient synthetic methods. In chemistry, the development of synthetic methods is often the foundation for applied research; therefore, the development of synthetic methods for furoxans is increasingly desirable in the future.

## Conflicts of interest

There are no conflicts to declare.

## Acknowledgements

This work was partially supported by JSPS KAKENHI Grant Number JP21K05054 to R. M. M. A. would like to thank the Ministry of Education, Culture, Sports, Science and Technology (MEXT) of Japan for continuous support through its Scholarship Program.

## Notes and references

- 1 A. Gasco and A. J. Boulton, Furoxans and benzofuroxans, in *Adv. Heterocycl. Chem.*, eds. A. R. Katritzky and A. J. Boulton, Academic Press, 1981, vol. 29, pp. 251–340.
- 2 A. B. Sheremetev, N. N. Makhova and W. Friedrichsen, Monocyclic furazans and furoxans, in *Adv. Heterocycl. Chem.*, Academic Press, 2001, vol. 78, pp. 65–188.
- 3 H. Cerecetto and W. Porcal, Pharmacological properties of furoxans and benzofuroxans: recent developments, *Mini-Rev. Med. Chem.*, 2005, 5, 57–71.
- 4 A. Kekulé, Ueber die Constitution des Knallquecksilbers, *Ann. Chem. Pharm.*, 1857, 101, 200–213.
- 5 F. B. Mallory and A. Cammarata, Evidence for the Transient Existence of 1,2-Dinitrosoalkenes, *J. Am. Chem. Soc.*, 1966, 88, 61–64.
- 6 M. Calleri, G. Ferraris and D. Viterbo, On the isomerism of aryl-alkyl-furoxans: The molecular structure of methyl-*p*-bromophenyl-furoxans, *Tetrahedron Lett.*, 1967, 8, 4549–4551.
- 7 H. Wieland, Zur Kenntniss der Pseudonitrosite, *Justus Liebigs Ann. Chem.*, 1903, 329, 225–268.
- 8 D. L. Hammick, W. A. M. Edwakdes and E. R. Steiner, CCCCLVIII.—The constitution of benzfurazan and benzfurazan oxide, *J. Chem. Soc.*, 1931, 3308–3313.
- 9 F. B. Mallory, S. L. Manatt and C. S. Wood, The rates of some degenerate rearrangements as determined by nuclear magnetic resonance spectroscopy, *J. Am. Chem. Soc.*, 1965, 87, 5433–5438.
- 10 R. Calvino, V. Mortarini, A. Gasco, M. A. Bianco and M. L. Ricciardi, Furazan and furoxan sulfones - Synthesis and antimicrobial activity, *Eur. J. Med. Chem.*, 1977, 12, 157–159.
- 11 H. Cerecetto and M. González, Benzofuroxan and furoxan. Chemistry and biology, in *Bioactive Heterocycles IV. Topics in Heterocyclic Chemistry*, ed. M. T. H. Khan, Springer, Berlin, Heidelberg, 2007, ch. 64, vol. 10, pp. 265–308.
- 12 M. Feelisch, K. Schönafingeri and H. Noack, Thiol-mediated generation of nitric oxide accounts for the vasodilator action of furoxans, *Biochem. Pharmacol.*, 1992, 44, 1149–1157.
- 13 C. Medana, G. Ermondi, R. Fruttero, A. Di Stilo, C. Ferretti and A. Gasco, Furoxans as nitric oxide donors. 4-Phenyl-3-furoxancarbonitrile: Thiol-mediated nitric oxide release and biological evaluation, *J. Med. Chem.*, 1994, 37, 4412–4416.
- 14 G. Rai, A. A. Sayed, W. A. Lea, H. F. Luecke, H. Chakrapani, S. Prast-Nielsen, A. Jadhav, W. Leister, M. Shen, J. Inglese, C. P. Austin, L. Keefer, E. S. J. Arnér, A. Simeonov, D. J. Maloney, D. L. Williams and C. J. Thomas, Structure-mechanism insights and the role of nitric oxide donation guide the development of oxadiazole-2-oxides as therapeutic agents against schistosomiasis, *J. Med. Chem.*, 2009, 52, 6474–6483.
- 15 O. N. Burov, M. E. Kletskii, N. S. Fedik, A. V. Lisovin and S. V. Kurbatov, Mechanism of thiol-induced nitrogen(II) oxide donation by furoxans: a quantum-chemical study, *Chem. Heterocycl. Compd.*, 2015, 51, 951–960.
- 16 A. J. Boulton, P. B. Ghosh and A. R. Katritzky, *N*-oxides and related compounds. Part XXVIII. 5-Amino- and 5-hydroxy-benzofuroxans, *J. Chem. Soc. C*, 1966, 971–976.
- 17 R. D. McCulla, G. Burdzinski and M. S. Platz, Ultrafast study of the photochemistry of 2-azidonitrobenzene, *Org. Lett.*, 2006, 8, 1637–1640.
- 18 V. Armani, C. Dell'Erba, N. Marino, G. Petrillo and C. Tavani, Synthetic exploitation of the ring-opening of 3,4-dinitrothiophene. Part 7. Access to disubstituted 1,2,5-oxadiazole-2-oxides and 2-phenyl-2*H*-1,2,3-triazole-1-oxides, *Tetrahedron*, 1997, 53, 1751–1758.
- 19 O. R. Klyuchnikov, V. I. Starovoitov, F. G. Khairutdinov and V. V. Golovin, Synthesis of condensed nitrofuroxanes using hydroxylamine, *Russ. J. Appl. Chem.*, 2004, 77, 853–854.
- 20 A. G. Green and F. M. Rowe, LV.—The conversion of *o*-nitroamines into isooxadiazole oxides, and of *o*-nitrosoamines into isooxadiazoles, *J. Chem. Soc., Trans.*, 1917, 111, 612–620.
- 21 D. Britton, W. E. Noland, M. J. Pinnow and V. G. Young Jr., Crystal Packing: An examination of the packing of molecules approximately isosteric with 4,5-dichlorophthalic anhydride, *Helv. Chim. Acta*, 2003, 86, 1175–1192.
- 22 E. Del Grosso, D. Boschi, L. Lazzarato, C. Cena, A. Di Stilo, R. Fruttero, S. Moro and A. Gasco, The furoxan system: design of selective nitric oxide (NO) donor inhibitors of COX-2 endowed with anti-aggregatory and vasodilating activities, *Chem. Biodivers.*, 2005, 2, 886–900.
- 23 L. L. Fershtat and F. E. Teslenko, Five-membered hetarene *N*-oxides: recent advances in synthesis and reactivity, *Synthesis*, 2021, 53, 3673–3682.
- 24 L. L. Fershtat and N. N. Makhova, 1,2,5-Oxadiazole-based high-energy-density materials: synthesis and performance, *ChemPlusChem*, 2020, 85, 13–42.



- 25 L. L. Fershtat, M. I. Struchkova, A. S. Goloveshkin, I. S. Bushmarinov and N. N. Makhova, Dinitrogen trioxide-mediated domino process for the regioselective construction of 4-nitrofuoxans from acrylic acids, *Heteroat. Chem.*, 2014, **25**, 226–237.
- 26 W. V. Farrar, The 3,4-bisarenesulphonylfuoxans, *J. Chem. Soc.*, 1964, 904–906.
- 27 G. Sorba, C. Medana, R. Fruttero, C. Cena, A. Di Stilo, U. Galli and A. Gasco, Water soluble fuoxan derivatives as NO prodrugs, *J. Med. Chem.*, 1997, **40**, 463–469.
- 28 T. I. Godovikova, O. A. Rakitin, S. P. Golova, S. A. Vozchikova and L. I. Khmel'nitskii, 3,4-Dinitrofuoxan—the first example of a pernitro heterocycle, *Mendeleev Commun.*, 1993, **3**, 209–210.
- 29 R. Fruttero, G. Sorba, G. Ermondi, M. Lolli and A. Gasco, Unsymmetrically substituted fuoxans. Part 17. Structural investigations in benzenesulphonylfuoxan derivatives and related compounds, *Farmaco*, 1997, **52**, 405–410.
- 30 T. I. Godovikova, O. A. Rakitin, S. P. Golova, S. A. Vozchikova, M. V. Povorin and L. I. Khmel'nitskii, Synthesis and nucleophilic substitution reactions of 3,4-dinitrofuoxan, *Chem. Heterocycl. Compd.*, 1994, **30**, 465–469.
- 31 R. Calvino, A. Gasco, A. Serafino and D. Viterbo, Unsymmetrically substituted fuoxans. Part 6. 3-Nitro-4-phenylfuoxan: reaction with sodium methoxide and X-ray structural analysis, *J. Chem. Soc., Perkin Trans.*, 1981, **2**, 1240–1242.
- 32 G. Ponzio, Ricerche sulle diossime-LXXXIII, *Gazz. Chim. Ital.*, 1932, **62**, 127–131.
- 33 R. Matsubara, A. Ando, H. Hasebe, H. Kim, T. Tsuneda and M. Hayashi, Synthesis and synthetic application of chloro- and bromofuoxans, *J. Org. Chem.*, 2020, **85**, 5959–5972.
- 34 L. L. Fershtat, M. A. Epishina, A. S. Kulikov, M. I. Struchkova and N. N. Makhova, Synthesis of hetarylsulfanyl- and hetaryloxyfuoxans by nucleophilic substitution of nitro group in nitrofuoxans with heterocyclic thiol and hydroxy derivatives, *Chem. Heterocycl. Compd.*, 2015, **51**, 176–186.
- 35 H. Wieland, Ueber Additionsreactionen mit nitrosen Gasen, *Justus Liebigs Ann. Chem.*, 1903, **328**, 154–255.
- 36 H. Takayama, S. Shirakawa, M. Kitajima, N. Aimi, K. Yamaguchi, Y. Hanasaki, T. Ide, K. Katsuura, M. Fujiwara, K. Ijichi, K. Konno, S. Sigeta, T. Yokota and M. Baba, Utilization of Wieland fuoxan synthesis for preparation of 4-aryl-1,2,5-oxadiazole-3-yl carbamate derivatives having potent anti-HIV activity, *Bioorg. Med. Chem. Lett.*, 1996, **6**, 1993–1996.
- 37 L. L. Fershtat, M. A. Epishina, I. V. Ovchinnikov, M. I. Struchkova, A. A. Romanova, I. V. Ananyev and N. N. Makhova, Side-chain prototropic tautomerism of 4-hydroxyfuoxans in methylation reactions, *Tetrahedron Lett.*, 2016, **57**, 5685–5689.
- 38 R. Matsubara, Y. Katsuragi, T. Sakaguchi, S. Eguchi, M. Hayashi and A. Ando, Synthesis of sulfonyloxy fuoxans via hydroxyfuoxan ammonium salts, *Tetrahedron*, 2018, **74**, 3642–3651.
- 39 G. Sorba, G. Ermondi, R. Fruttero, U. Galli and A. Gasco, Unsymmetrically substituted fuoxans. Part 16. Reaction of benzenesulfonyl substituted fuoxans with ethanol and ethanethiol in basic medium, *J. Heterocycl. Chem.*, 1996, **33**, 327–334.
- 40 R. Calvino, A. Gasco, E. Menziani and A. Serafino, Unsymmetrically substituted fuoxans. VIII. Chloromethylfuoxans, *J. Heterocycl. Chem.*, 1983, **20**, 783–785.
- 41 D. Boschi, G. Sorba, M. Bertinaria, R. Fruttero, R. Calvino and A. Gasco, Unsymmetrically substituted fuoxans. Part 18. Smiles rearrangement in fuoxan systems and in related furazans, *J. Chem. Soc., Perkin Trans.*, 2001, **1**, 1751–1757.
- 42 R. Fruttero, D. Boschi, A. Di Stilo and A. Gasco, The Fuoxan system as a useful tool for balancing "hybrids" with mixed  $\alpha$ 1-antagonist and NO-like vasodilator activities, *J. Med. Chem.*, 1995, **38**, 4944–4949.
- 43 L. L. Fershtat, M. A. Epishina, A. S. Kulikov and N. N. Makhova, Design of hetarylthiofuoxans by nucleophilic substitution of NO<sub>2</sub> group in nitrofuoxans, *Mendeleev Commun.*, 2015, **25**, 36–38.
- 44 L. L. Fershtat, D. M. Bystrov, E. S. Zhilin and N. N. Makhova, N-Oxide-controlled chemoselective reduction of nitrofuoxans, *Synthesis*, 2019, **51**, 747–756.
- 45 H. Wieland, Über die einwirkung der halogene auf knallquecksilber, *Ber. Dtsch. Chem. Ges.*, 1909, **42**, 4192–4199.
- 46 Y. Q. Huang, M. M. Liu, L. F. Meng, P. Feng, Y. L. Guo, M. H. Ying, X. Y. Zhu and Y. Chen, Synthesis and antitumor evaluation of novel hybrids of phenylsulfonylfuoxan and epiandrosterone/dehydroepiandrosterone derivatives, *Steroids*, 2015, **101**, 7–14.
- 47 O. G. Vlasova, O. A. Rakitin and L. I. Khmel'nitski, A simple synthesis of the heterocyclic *S,S*-diphenylsulfilmines, *Org. Prep. Proced. Int.*, 1994, **26**, 331–335.
- 48 A. Gasco, V. Mortarini, G. Ruà and A. Serafino, Unsymmetrically substituted fuoxans. III. Methylnitrofuoxan: Its structure and behavior toward nucleophilic substitution, *J. Heterocycl. Chem.*, 1973, **10**, 587–590.
- 49 O. V. Zavarzina, O. A. Rakitin and L. I. Khmel'nitskii, Substitution of the nitro group in chloronitrofuoxan by *N*- and *O*-trimethylsilyl derivatives, *Mendeleev Commun.*, 1994, **4**, 135.
- 50 L. L. Fershtat, M. A. Epishina, A. S. Kulikov, I. V. Ovchinnikov, I. V. Ananyev and N. N. Makhova, An efficient access to (1*H*-tetrazol-5-yl)fuoxan ammonium salts via a two-step dehydration/[3+2]-cycloaddition strategy, *Tetrahedron*, 2015, **71**, 6764–6775.
- 51 A. Gasco, V. Mortarini, G. Ruà and E. Menziani, Alkyl *N*-methylfuoxanylcarbamates. Synthesis and structure. II, *J. Heterocycl. Chem.*, 1972, **9**, 837–841.
- 52 I. V. Ovchinnikov, K. A. Lyssenko and N. N. Makhova, An unexpected transformation of 3,4-bis(isocyanato)fuoxan into 3,3'-bi(1,2,4-oxadiazol-5-one), *Mendeleev Commun.*, 2009, **19**, 144–146.



## Review

- 53 N. N. Makhova, A. N. Blinnikov and L. I. Khmel'nitskii, The Schmidt Rearrangement of methyl furoxanyl ketones and furoxancarboxylic acids: a new synthetic route to aminofuroxans, *Mendeleev Commun.*, 1995, **5**, 56–58.
- 54 I. V. Ovchinnikov, A. N. Blinnikov, N. N. Makhova and L. I. Khmel'nitskii, The Curtius rearrangement of azidocarbonylfuroxans: Some peculiarities and the synthesis of aminofuroxans, *Mendeleev Commun.*, 1995, **5**, 58–60.
- 55 E. L. Baryshnikova, A. S. Kulikov, I. V. Ovchinnikov, V. V. Solomentsev and N. N. Makhova, The base-induced cascade rearrangement of 4-acetylamino-3-arylazo-1,2,5-oxadiazole 2-oxides (furoxans) into 4-acetylamino-2-aryl-5-nitro-2H-1,2,3-triazoles, *Mendeleev Commun.*, 2001, **11**, 230–232.
- 56 R. Matsubara, S. Eguchi, A. Ando and M. Hayashi, Synthesis of alkynyl furoxans. Rare carbon-carbon bond-forming reaction on a furoxan ring, *Org. Biomol. Chem.*, 2017, **15**, 1965–1969.
- 57 L. Annaratone, S. Guglielmo and K. Y. Chegaev, Direct introduction of cyano group on furoxan ring, *Mendeleev Commun.*, 2017, **27**, 565–566.
- 58 J. M. Anderson and J. K. Kochi, Silver(I)-catalyzed oxidative decarboxylation of acids by peroxydisulfate. Role of silver(II), *J. Am. Chem. Soc.*, 1970, **92**, 1651–1659.
- 59 R. Matsubara, H. Kim, T. Sakaguchi, W. B. Xie, X. F. Zhao, Y. Nagoshi, C. Y. Wang, M. Tateiwa, A. Ando, M. Hayashi, M. Yamanaka and T. Tsuneda, Modular synthesis of carbon-substituted furoxans *via* radical addition pathway. Useful tool for transformation of aliphatic carboxylic acids based on "build-and-scrap" strategy, *Org. Lett.*, 2020, **22**, 1182–1187.
- 60 C. Dong, X. Zhao, Y. Katsuragi, H. Kim, M. Hayashi and R. Matsubara, Furoxan incorporation into C–H bonds enabling nitrogen-containing functional group installation into the same, *J. Org. Chem.*, 2021, **86**, 15807–15817.
- 61 C. Dong, M. Hayashi and R. Matsubara, Direct arylation of furoxan using potassium aryltrifluoroborates, *Heterocycles*, 2022, **104**, 1770–1781.
- 62 W. Xie, M. Hayashi and R. Matsubara, Borylfuroxans: synthesis and applications, *Org. Lett.*, 2021, **23**, 4317–4321.
- 63 S.-H. Ueng, M. Makhlouf Brahmi, É. Derat, L. Fensterbank, E. Lacôte, M. Malacria and D. P. Curran, Complexes of borane and *N*-heterocyclic carbenes: A new class of radical hydrogen atom donor, *J. Am. Chem. Soc.*, 2008, **130**, 10082–10083.
- 64 S.-H. Ueng, A. Solovyeu, X. Yuan, S. J. Geib, L. Fensterbank, E. Lacôte, M. Malacria, M. Newcomb, J. C. Walton and D. P. Curran, *N*-Heterocyclic carbene boryl radicals: A new class of boron-centered radical, *J. Am. Chem. Soc.*, 2009, **131**, 11256–11262.
- 65 A. Ando, R. Matsubara, S. Takazawa, T. Shimada and M. Hayashi, Fluorofuroxans: Synthesis and application as photoinduced nitric oxide donors, *Asian J. Org. Chem.*, 2016, **5**, 886–890.
- 66 M. Decker, Hybrid molecules incorporating natural products: Applications in cancer therapy, neurodegenerative disorders and beyond, *Curr. Med. Chem.*, 2011, **18**, 1464–1475.
- 67 Z. Bai, C. Yao, J. Zhu, Y. Xie, X.-Y. Ye, R. Bai and T. Xie, Anti-tumor drug discovery based on natural product  $\beta$ -elemene: Anti-tumor mechanisms and structural modification, *Molecules*, 2021, **26**, 1499.
- 68 J. Chen, T. Wang, S. Xu, P. Zhang, A. Lin, L. Wu, H. Yao, W. Xie, Z. Zhu and J. Xu, Discovery of novel antitumor nitric oxide-donating  $\beta$ -elemene hybrids through inhibiting the PI3K/Akt pathway, *Eur. J. Med. Chem.*, 2017, **135**, 414–423.
- 69 R. Bai, J. Zhu, Z. Bai, Q. Mao, Y. Zhang, Z. Hui, X. Luo, X.-Y. Ye and T. Xie, Second generation  $\beta$ -elemene nitric oxide derivatives with reasonable linkers: potential hybrids against malignant brain glioma, *J. Enzyme Inhib. Med. Chem.*, 2022, **37**, 379–385.
- 70 X. Huang, Y.-S. Wang, D. Ma, Y.-Y. Wang, S.-D. Bian, B. Zhang, Y. Qiao, Z.-R. He, M. Lv, G.-L. Cai, Z.-X. Wang, X.-S. Liu, J.-B. Shi and M.-M. Liu, Synthesis and biological evaluation of novel hybrids of phenylsulfonyl furoxan and phenstatin derivatives as potent anti-tumor agents, *Eur. J. Med. Chem.*, 2022, **230**, 114112.
- 71 W. Fan, P. Huang and X. Chen, Overcoming the Achilles' heel of photodynamic therapy, *Chem. Soc. Rev.*, 2016, **45**, 6488–6519.
- 72 X. Guo, H. Yu, W. Shen, R. Cai, Y. Li, G. Li, W. Zhao and S. Wang, Synthesis and biological evaluation of NO-donor containing photosensitizers to induce ferroptosis of cancer cells, *Bioorg. Chem.*, 2021, **116**, 105355.
- 73 X. Huang, K. Cheng, L. Liu, X. Hu, X. Gao, H. Li, F. Xu, Z. Li, H. Hua and D. Li, Design, synthesis and apoptosis-related antiproliferative activities of chelidonine derivatives, *Bioorg. Med. Chem. Lett.*, 2020, **30**, 126913.
- 74 Q. Wan, Y. Deng, Y. Huang, Z. Yu, C. Wang, K. Wang, J. Dong and Y. Chen, Synthesis and antitumor evaluation of novel hybrids of phenylsulfonylfuroxan and estradiol derivatives, *ChemistryOpen*, 2020, **9**, 176–182.
- 75 Z. Zhang, Z.-W. Bai, Y. Ling, L.-Q. He, P. Huang, H.-X. Gu and R.-F. Hu, Design, synthesis and biological evaluation of novel furoxan-based coumarin derivatives as antitumor agents, *Med. Chem. Res.*, 2018, **27**, 1198–1205.
- 76 X. Gu, Z. Huang, Z. Ren, X. Tang, R. Xue, X. Luo, S. Peng, H. Peng, B. Lu, J. Tian and Y. Zhang, Potent inhibition of nitric oxide-releasing bifendate derivatives against drug-resistant K562/A02 cells *in vitro* and *in vivo*, *J. Med. Chem.*, 2017, **60**, 928–940.
- 77 F. Pérez, M. Varela, L. Canclini, S. Acosta, W. Martínez-López, G. V. López and P. Hernández, Furoxans and tocopherol analogs–furoxan hybrids as anticancer agents, *Anticancer Drugs*, 2019, **30**, 330–338.
- 78 F. Sodano, E. Gazzano, B. Rolando, E. Marini, L. Lazzarato, R. Fruttero, C. Riganti and A. Gasco, Tuning NO release of organelle-targeted furoxan derivatives and their cytotoxicity against lung cancer cells, *Bioorg. Chem.*, 2021, **111**, 104911.
- 79 X. Hu, X. Gao, G. Gao, Y. Wang, H. Cao, D. Li and H. Hua, Discovery of  $\beta$ -carboline-(phenylsulfonyl)furoxan hybrids as



- potential anti-breast cancer agents, *Bioorg. Med. Chem. Lett.*, 2021, **40**, 127952.
- 80 N. Yu, N. Li, K. Wang, Q. Deng, Z. Lei, J. Sun and L. Chen, Design, synthesis and biological activity evaluation of novel scopoletin-NO donor derivatives against MCF-7 human breast cancer *in vitro* and *in vivo*, *Eur. J. Med. Chem.*, 2021, **224**, 113701.
- 81 L. A. Dutra, L. d. Almeida, T. G. Passalacqua, J. S. Reis, F. A. E. Torres, I. Martinez, R. G. Peccinini, C. M. Chin, K. Chegaev, S. Guglielmo, R. Fruttero, M. A. S. Graminha and J. L. d. Santos, Leishmanicidal activities of novel synthetic furoxan and benzofuroxan derivatives, *Antimicrob. Agents Chemother.*, 2014, **58**, 4837–4847.
- 82 L. d. C. Clementino, G. F. S. Fernandes, I. M. Prokopczyk, W. C. Laurindo, D. Toyama, B. P. Motta, A. M. Baviera, F. Henrique-Silva, J. L. d. Santos and M. A. S. Graminha, Design, synthesis and biological evaluation of *N*-oxide derivatives with potent *in vivo* antileishmanial activity, *PLoS One*, 2021, **16**, e0259008.
- 83 Y. Hotta, T. Kataoka, T. Mori and K. Kimura, Review of a potential novel approach for erectile dysfunction: Light-controllable nitric oxide donors and nanoformulations, *Sex. Med. Rev.*, 2020, **8**, 297–302.
- 84 S. Sortino, Light-controlled nitric oxide delivering molecular assemblies, *Chem. Soc. Rev.*, 2010, **39**, 2903–2913.
- 85 R. Matsubara, S. Takazawa, A. Ando, M. Hayashi, R. Tohda and M. Tsubaki, Study on the photoinduced nitric-oxide-releasing ability of 4-alkoxy furoxans, *Asian J. Org. Chem.*, 2017, **6**, 619–626.
- 86 C. P. Seymour, R. Tohda, M. Tsubaki, M. Hayashi and R. Matsubara, Photosensitization of fluorofuroxans and its application to the development of visible light-triggered nitric oxide donor, *J. Org. Chem.*, 2017, **82**, 9647–9654.
- 87 C. P. Seymour, A. Nakata, M. Tsubaki, M. Hayashi and R. Matsubara, A fluorescent naphthalenediimide-alkoxyfuroxan photoinduced nitric oxide donor, *Bull. Chem. Soc. Jpn.*, 2019, **92**, 162–169.

