


 Cite this: *RSC Adv.*, 2023, **13**, 6327

Recovery of vanadium and nickel from heavy oil fly ash (HOFA): a critical review

 Ashraf Bakkar,^a Mohamed M. El-Sayed Seleman,^b Mohamed M. Zaky Ahmed,^c Saeed Harb,^a Sami Goren^a and Eskander Howsawi^a

Heavy oil fly ash "HOFA" is the fly ash generated in power stations using heavy oil as fuel. HOFA is considered a hazardous waste because it contains considerable amounts of heavy metals. However, it contains significant amounts of vanadium "V" and nickel "Ni", which are precious metals for manufacturing processes. This paper presents a critical review of various approaches described in the literature for the recovery of V and Ni from HOFA, including processes of leaching, chemical precipitation, solvent extraction, and ion exchange. The optimum operational parameters and their effects on recovery efficiency are discussed. The digestion mixtures of strong mineral acids used for dissolving all metals present in HOFA are also highlighted. The leaching processes of V and Ni use mainly acidic and alkaline solutions. Bioleaching is a promising environmentally friendly approach for the recovery of V and Ni through using appropriate bacteria and fungi. After leaching, V and Ni compounds are recovered and purified using various techniques, including chemical precipitation, solvent extraction, and ion exchange. In most cases, V and Ni are recovered as thermally decomposable compounds that undergo calcination to produce V₂O₅ and NiO. Eventually, V and Ni are recovered as pure oxides in most approaches, but pure metals are obtained in exceptional procedures.

 Received 14th January 2023
 Accepted 16th February 2023

DOI: 10.1039/d3ra00289f

rsc.li/rsc-advances

1. Introduction

Heavy oil fly ash (HOFA) is a waste product resulting from the combustion of heavy fuel oil. Heavy oil is the most used fuel for heating boilers at power stations and water desalination plants in Saudi Arabia and many countries worldwide. For instance, the annual consumption of heavy oil in power stations and desalination plants is more than 40 million tons in Saudi Arabia, and more than 4 thousand tons in thermal power stations in Egypt.¹ The combustion of heavy fuel in power stations generates great amounts of fly ash, which is expected to increase in the next few years due to the growing rate of energy demand. Burning 1000 liters of heavy oil generates about 3 kg of fly ash.² The HOFA produced is mainly composed of unburned carbon, with a great percentage of 64–97,³ and inorganic compounds, including oxides of vanadium, nickel, magnesium, aluminum, zinc, iron, and others. Sulfates of those metals might be included too.⁴

Vanadium(v) and nickel (Ni) are considered the most toxic metallic species present in HOFA.^{5,6} They are easily leachable by rainwater in disposal landfills. On the other hand, V and Ni have

wide applications in the industry; they are used as alloying elements in steel and other special alloys.^{7,8} Therefore, the recovery of V and Ni from industrial wastes is of great interest in terms of environmental and economic aspects. In general, V and Ni are present in HOFA with contents of 2–5 wt% according to many studies characterized the fly ash.^{9–11} The chemical composition of HOFA varies depending on the composition of the heavy oil fuel, the operating conditions, and the reagents added. However, higher levels of V and Ni were detected in heavy oil fly ashes (HOFAs) produced worldwide in various power stations.¹²

Both V and Ni are considered precious metals and their rapid and continuously increasing demand is countered by their low concentrations in raw minerals. V is usually recovered from the raw materials produced as a by-product during the extraction of other metals. V is used in a wide range as an alloying element for a diverse range of super alloys of steel, stainless steel, nickel, and titanium.^{7,13,14} Many applications are contributing to the increased demand for V, for example, V redox battery (V flow battery) is a promising solution for the global problem of seeking large scale energy storage.^{15–17}

Heavy oil fuel is the major fuel used in Saudi Arabia, it contributes to more than 70% of national energy production.^{3,18} The bulk density of HOFA ranges from 0.26 g cm⁻³ (ref. 19) to 0.52 g cm⁻³.²⁰ However, most studies reported that HOFA has a density of around 0.33 g cm⁻³. This means that the specific volume of HOFA is about 3 cm³ g⁻¹. Consequently, the dumping

^aDepartment of Environmental Engineering, College of Engineering at Al-Leith, Um Al-Qura University, Al-Lith 28434, Saudi Arabia. E-mail: atbakkar@uqu.edu.sa

^bDepartment of Metallurgical and Materials Engineering, Faculty of Petroleum and Mining Engineering, Suez University, Suez 43512, Egypt

^cMechanical Engineering Department, College of Engineering at Al Kharj, Prince Sattam Bin Abdulaziz University, Al Kharj 11942, Saudi Arabia



of HOFA needs spacious landfill sites that increase the environmental consequences. The large quantity of HOFA generated along wide Saudi Arabia has become a pressing concern from a safe disposal point of view.

Although the HOFA contains V and Ni in economical concentrations comparable to that found naturally in mineral resources, its disposal in landfills leads to the leaching of V and Ni that poisons the soil. Consequently, real efforts have to be directed to allow the recovery of these valuable metals and the safe re-utilization of fly ash residue.

2. Digestion and chemical composition of HOFA

Digestion aims at the dissolution of various metals (major and trace) present in HOFA in an aqueous solution that can be undergone subsequent analysis using atomic spectrometric techniques. Mixtures of strong inorganic acids such as HCl, HNO₃, HF, and H₂SO₄ are the most commonly used solvents for the direct digestion of fly ash. It is reported that HCl digestion can completely dissolve all cations, except for Si and partly Ti. However, HF acid can dissolve silicates and completely extract Si and Ti.^{21,22} The mixture of 1 : 1 concentrated HCl–HNO₃ with water, dissolved 49 elements.²³ The most common digestion methods of fly ash for extraction of heavy metals involve the use of aqua regia solution (3 : 1 HCl–HNO₃) and reverse aqua regia solution (1 : 3 HCl–HNO₃). Digestion procedures include using a hot plate, a microwave oven and ultrasonic baths. With the aid of microwave and ultrasonic techniques, the digestion time can be reduced with higher dissolution efficiency.²⁴ Digestion is commonly preceded by the preparation of ash samples through drying at elevated temperatures. Table 1 summarizes some digestion procedures used for the chemical analysis of HOFA elements.

The mostly used spectrometric techniques are atomic absorption spectrometry “AAS”, inductively coupled plasma-optical emission spectrometry “ICP-OES”, and inductively coupled plasma-mass spectrometry “ICP-MS”.^{24,25} ICP-OES has widely been used to analyze an enormous range of coal and fly ashes. The main superiority of ICP over AAS techniques include its capability of conducting simultaneous multi-element analysis with higher sensitivity and reliability.²⁴ The carbon content in the fly ash (found as carbon, carbonate, and residual oily substance) is evaluated by thermal decomposition for 6 h at 1000 °C. The weight loss is considered to be the carbon content that is found to be 85% in a HOFA sample.^{26,27} However, Tsai and Tsai²⁸ measured the contents of carbon, hydrogen, and nitrogen in the fly ash using the elemental analyzer (Heraeus CHN Rapid Elemental analyzer). The sulfur content in the fly ash is determined using X-ray fluorescence spectrometer according to old and recent researches,^{29,30} but Tsai and Tsai²⁸ measured the sulfur in the fly ash by a Tacussel Coulomax 78 Elemental analyzer.

The chemical analysis of HOFA shows that it is composed mainly of carbon, in addition to some metallic elements. Table 2 reveals the chemical composition of fly ash samples produced

by burning heavy oil in different power plants and desalination plants. The ash contains high levels of V and Ni, and highly toxic elements such as arsenic, cadmium, cobalt, chromium, lead, and selenium. V content reaches up to 5 wt%,¹¹ but the maximum content of Ni is 1.8 wt%.³¹

3. Leaching of V and Ni from HOFA

Leaching of HOFA is the first main step for the recovery of V and Ni. The recovery procedure varies with the type of ash depending on its own physicochemical properties, particularly the chemical composition.³² Research is directed to reach optimal leaching conditions, which include the leaching agents, temperature, residence time (contact time), agitation speed, particle size, and solid to liquid ratio (S/L).²²

Aburizaiza²⁶ studied the leachability of V, Ni, and Fe from HOFA generated in three different power and desalination plants using various leaching agents, including water, H₂SO₄, HNO₃, and HCl. It was found that the most leachable metal is V with exothermic and spontaneous dissolution reactions. For a comparison investigation of the used agents' leachability, acidic solutions were tested with a concentration of 1 M and S/L ratio of 1/50 g ml⁻¹ at room temperature. Considerable metal recovery is obtained at 20 min. Within this time, the leachability for Ni follows the order; HCl > H₂SO₄ > HNO₃ > H₂O. For V and Fe, the leaching agents are ranked as H₂SO₄ > HCl > HNO₃ > H₂O. However, a longer time for 1 h ranks HCl and HNO₃ in a higher rank former to H₂SO₄.²⁶ On the other hand, alkaline leaching using sodium hydroxide “NaOH” and ammonium hydroxide “NH₄OH” have the advantage to leach V leaving Ni and Fe undissolved in the ash.^{26,28}

An overall review of the literature shows that the approaches proposed for the recovery of V and Ni are mainly performed through acidic or alkaline leaching processes. Therefore, the recovery methods can be classified, according to the leaching solution used, to be acidic and alkaline processes. Additionally, water leaching and bioleaching are recently researched in systematic approaches to recover V and Ni from fly ash.

3.1. Acidic leaching

H₂SO₄ is widely used in leaching processes by the virtue of its high economically advantageous due to its distinct lower cost.^{22,33} H₂SO₄ acid dissolves most of the metallic cations, such as V, Ni, Fe, Mg, and others, forming metal sulfates. V compounds can be then precipitated by adding various agents. Ni can also be precipitated as Ni compounds, or pure Ni can be electrochemically deposited from a Ni sulfate solution.

Amer³⁴ studied the selective recovery of V and Ni by direct H₂SO₄ leaching of Egyptian boiler ash under oxygen pressure to produce V₂(SO₄)₃ and NiSO₄. The dissolution of V and Ni is explained in the next two equations:

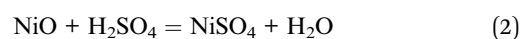
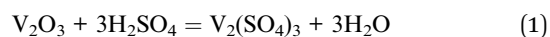




Table 1 A summary of some digestion procedures used for chemical analysis of HOFA

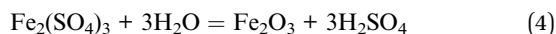
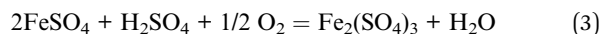
Digestion solution	Preparation of the ash	Temp., °C	Time	S/L ratio	Assisting technique	Analysis technique	Ref.
Conc. HCl (2.0 mL) + HClO ₄ (5.0 mL) + HNO ₃ (5.0 mL)	Drying at 110 °C for 2 h, ground + −200 mesh sieving	Room temperature		1 : 20 g ml ^{−1}	Heating slowly at 100 °C for 1 h on a hot plate with constant stirring till drying, then conc. HNO ₃ + drying (3 times). Finally the solid residue was redissolved in dilute HNO ₃	ICP-OES	26
Aqua regia	Drying at 110 °C for 2 h, ground + −200 mesh sieving				The cooled solution was filtered in a 100 mL volumetric flask and diluted with distilled water before analysis		26
Reverse aqua regia solution (1 : 3 HCl–HNO ₃)	Crushing + sieving (−100 μm)	250 °C	300 min	1 : 5 g ml ^{−1}		ICP-AES	51
A mixture of acids composed of HClO ₄ , H ₂ SO ₄ and HNO ₃	Drying t 110 °C + sieving (−500 μm)						35
Aqua regia	Burned at 550 °C for 24 h			0.005–0.015 g ml ^{−1}	Microwave furnace	ICP-AES	27
Hydrofluoric acid + aqua regia H ₂ SO ₄	Drying at 105 °C	120 °C	120 min		Hydrofluoric acid and aqua regia	AAS	28
3 : 1 HNO ₃ –Hf solution	Drying at 105 °C	120 °C	120 min	1 : 40 g ml ^{−1}	Autoclave	ICP-OES & titration	37
HNO ₃ –Hf solution	Drying at 105 °C	120 °C	120 min		Autoclave	ICP-AES & titration	38
Hydrofluoric acid (2.5 mL) and nitric acid (7.5 ml)	0.1 g of fly ash was mixed with 1 g lithium borate mixture + heating at 1000 °C for 1 h	60 °C		1 : 10 g ml ^{−1}		ICP-AES	69
Hot mixed acid composed of concentrated HClO ₄ , H ₂ SO ₄ , and HNO ₃	Crushing + sieving (−75 μm) + washing with hexane and acetone + drying for 30 min at 70 °C	50 °C	24 h			ICP-AES	52
Aqua regia	Drying 120 °C, 24 h	100 ± 5 °C	2 h	1 : 10 g ml ^{−1}	Digestion was repeated thrice using a hot plate with magnetic stirrer, a flask, and a condenser	ICP-AES	31
Aqua regia						ICP-OES	46
Aqua regia						ICP-OES	47

Table 2 Chemical composition of HOFA reported in various references^a

Element	Reference								
	Ref. 20, PP	Ref. 20, DP	Ref. 19	Ref. 9	Ref. 11	Ref. 40	Ref. 10	Ref. 31	Ref. 47
Carbon (%)	94.40	56.70	85.56	51.86		67.4		77.40	
Sulfur (%)	7.77	27.18	ND			8.6		7.10	
Vanadium (ppm)	9072	31 044	2958	34 487	50 000	38 000	7670	12 900	3540
Nickel (ppm)	2382	13 633	1762	11 852	15 400	16 000	18 000	6800	1055
Cadmium (ppm)	1.65	3.7	3.28	1.59					60.4
Arsenic (ppm)	2.54	1846	2.24	68.29					128.5
Cobalt (ppm)	2.88	12.33	3.28	247.79	2200				60.7
Chromium (ppm)	36.79	113.09	4.06	107.60	8000				70.4
Selenium (ppm)	1.00	6.81	11.60	13.20					7.25
Lead (ppm)	17.09	13.94	11.00	116.10					27.85
Zinc (ppm)	21.92	118	130	592.10			1110	4000	65.5
Copper (ppm)	10.44	50.40	170.4	120.30				17 000	57.12
Iron (ppm)	7210	8771			220 500	8000	59 800	1400	176.5
Magnesium (ppm)	6971	94 608			2000		3430	14 100	3615
Manganese (ppm)	23.9	149.26							12.8
Calcium (ppm)	582.3	4121.2						2300	3380
Sodium (ppm)	1395	7555				19 000			1310
Aluminium (ppm)	3541	1041.8				1040	2870	2500	642.4
Barium (ppm)	7.42	49.68							69.0
Others (ppm)			Hg, 0.25		Mo, 3500	Si, 8000		Si, 800; O, 93 200	

^a PP = power plant; DP = desalination plant.

The optimum parameters for leaching are established to be: temperature of 200 °C, leaching period of 15 min, O₂ pressure of 15 bar, H₂SO₄ concentration of 60 g l⁻¹, and S/L ratio of 1. V is precipitated from the acidic sulfate solution as vanadium hydroxide “V(OH)₃” by adding NH₄OH and neutralization. On the other hand, Ni metal can be electrodeposited from NiSO₄ electrolyte. Leaching under O₂ pressure is applied to oxidize ferrous sulfate to ferric sulfate (eqn (3)). The latter hydrolyzes thereafter and leads to Fe precipitation as ferric oxide (eqn (4)), leaving V and Ni in the leaching solution.



Barik *et al.*³⁵ developed a process for recovering V and Ni from an industrial Ni and V-rich solid waste. The process includes H₂SO₄ leaching, solvent extraction, precipitation, and crystallization. Both V and Ni were leached out with 98% recovery by 1.35 M H₂SO₄ at 40 °C for 90 min. V is selectively extracted from the liquor with 40% LIX 84-I at pH 0.5 and precipitated as ammonium metavanadate “NH₄VO₃” by adding NH₄OH. The Ni dissolved in the raffinate is selectively separated as Ni oxalate “NiC₂O₄” by using ammonium oxalate “(NH₄)₂C₂O₄”. Finally, pure Ni oxide “NiO” is obtained by calcination of Nickel oxalate “NiC₂O₄” at 450 °C for 2 h. On the other hand, the NH₄VO₃ can be calcined to give V pentoxide “V₂O₅”.³⁶

Nazari *et al.*³⁷ optimized the parameters of the H₂SO₄ leaching process to maximize the recovery of V and Ni. The

optimum conditions for the highest recovery obtained, for V of 94% and for Ni of 81% are: H₂SO₄ concentration of 19.5%, temperature of 80 °C, S/L ratio of 9.15 wt%, and leaching time of 2 h.

Vitolo *et al.*³⁸ recovered V as V₂O₅ from fly ash, through a three-step process consisting of H₂SO₄ leaching, oxidative precipitation, and washing. The operating parameters of leaching are reported to be boiling H₂SO₄ of 1 M concentration for 30 min with L/S ratio of 3 ml g⁻¹. The recovery of V is around 90%. The oxidative precipitation process is performed by adding sodium chlorate “NaClO₃” as an oxidative agent of V^(IV) to V^(V).³⁹ This oxidation of V is accompanied with the evolution of H and consequently leads to a decrease in pH. Na₂CO₃ is added to keep the ideal pH for V₂O₅ precipitation. Finally, the V₂O₅ precipitated is washed with an acidic solution to remove Na and other impurities.

Vitolo *et al.*⁴⁰ developed their three-step process³⁸ by preceding it with a controlled burning of fly ash in order to reduce its carbon content. The reduction of carbonaceous fraction in the fly ash increases the V recovery in the following leaching step to reach 97%. The optimum temperature of the burning step is found to be 850 °C and leads to greater overall V recovery (83%) in the form of V₂O₅ with lower content of impurities. Higher burning temperature (above 950 °C) leads to lower V recovery due to the fusion and volatilization of V and the formation of complicated V–Ni refractory compounds.

Navarro *et al.*²⁷ conducted leaching experiments of HOFA in 0.5 M H₂SO₄ solution with L/S ratio of 4 ml g⁻¹ for 24 h at room temperature and an agitation speed of 200 rpm. The leaching step was followed by rinsing for 1 h in water with L/S ratio of



4 ml g⁻¹. V recovery is recorded to be 98%, while Ni recovery is close to 12%.

Aburizaiza²⁶ illustrated a multi-step procedure for leaching and extraction of Ni, V, and Fe from HOFA, following the next steps:

(1) Acidic leaching of fly ash in digestion solution composed of mineral acids (perchloric acid “HClO₄” and/or HCl), and hydrogen peroxide “H₂O₂”.

(2) Organic extraction of metals; in this step, the leachate is mixed and stirred with ammonium pyrrolidine dithiocarbamate “C₅H₉NS₂·NH₃” in chloroform “CHCl₃”. After equilibrium, a layer of an organic phase – containing the metallic cations – is formed. The results reveal compete extraction of aimed metal ions (V, Ni, and Fe) in the organic phase.

(3) Stripping of V, Ni, and Fe from the organic phase by mixing it with 1 M HNO₃ containing Hg²⁺ ions. Thus, the resultant aqueous nitric acid solution contains metallic cations (V³⁺, Ni²⁺, Fe²⁺).

(4) Extraction of total Ni in the stripped nitric acid solution by adding dimethylglyoxime “C₄H₈N₂O₂” in chloroform, that forms again an organic phase containing Ni²⁺ ions and leave V³⁺ and Fe²⁺ ions dissolved in the aqueous nitric acid solution phase. The Ni-contained organic phase is separated and evaporated till dryness to recover nickel in the form of NiO.

(5) Extraction of total Fe in the aqueous nitric acid solution phase (remained in step 4) by treating with 4,4-pyridyl. The Fe-contained organic phase is separated and undergoes evaporation and ignition to obtain Fe in the form of FeO.

(6) The remained aqueous solution contains vanadium as V³⁺ and other trace elements.

Analysis and materials balance reveal higher recovery values of Ni and Fe when their extracted concentrations are compared with that in the digestion solution. However, the study does not suggest an approach to extract V from the final aqueous solution. Moreover, the approach consumed a lot of chemicals to treat a small quantity of fly ash.²⁶

Aiming at recovering of V and Ni and making the fly ash harmless, Tokuyama *et al.*³¹ leached HOFA in two steps. The first step uses water to dissolve Ni, Zn, Mg, Al, and Fe; and the second utilizes H₂SO₄ to dissolve V. The authors also found that the leaching efficiency of H₂SO₄ is comparable to that of HCl. On the other hand, the authors reported that selective leaching of V can be achieved by leaching with concentrated NaOH.

Tsygankova *et al.*¹² reported that the leaching process of HOFA depends not only on its chemical composition but also on its phase composition. They presented the results of acidic leaching for three fly ash types with different chemical and phase compositions. Each fly ash has its own optimum leaching parameters in acidic solutions, that range from 5 to 9% H₂SO₄ concentration at temperatures between 20 and 80 °C for time periods extending to 30 and 60 min. V is precipitated as V₂O₅ through oxidation of the leaching solution with H₂O₂ at 20 °C for 30 min. Precipitation is completed by subsequent heating at 95 °C and pH of about 1.8 to 2.

Khalafalla *et al.*⁴¹ leached the concentrate of petroleum fly ash in H₂SO₄ solution with the aim at recovering V, Ni, and Zn. The fly ash is physically concentrated using high tension left

magnet to raise the contents of V₂O₅, NiO, and ZnO to 18.1%, 11.18%, and 8.11%, respectively. Thereafter, the leaching process, with 180 g per l H₂SO₄ in the presence of 4% MnO₂ as an oxidant at 80 °C for 10 h, is conducted to leach 96.5% of V, 94.8% of Ni, and 99.1% of Zn. Eventually, V is recovered from the leach liquor by solvent extraction with 3% Alamine 336 in kerosene, leaving Ni and Zn dissolved in the raffinate solution. V is then stripped from the organic phase by adding H₂SO₄ and precipitated as V₂O₅·H₂O compound. On the other hand, Ni and Zn are co-precipitated, by adding Na₂S to the raffinate solution, forming (Zn–Ni) sulfide cake, which can be suggested to undergo hydrometallurgical and solvometallurgical⁴² approaches for recovery and separation of Zn and Ni.^{43–45}

Rahimi *et al.*⁴⁶ developed a novel approach for extracting V from HOFA using lemon juice by the leaching effect of organic acids contained therein. Lemon juice contains 90 mg g⁻¹ citric acid, 0.86 mg g⁻¹ malic acid, and 1.24 mg g⁻¹ ascorbic acid. The concept was to use an environmentally friendly approach to get organic acids alternative to the creation of such acids by the very slow microbial growth in bioleaching. The authors⁴⁶ dissolved V with the highest recovery of 88.7% using optimal conditions of 2 h ultrasound leaching of HOFA in 27.9% lemon juice solution containing 10% H₂O₂ at 35 °C and S/L ratio of 0.01%. After the leaching step, sodium carbonate “Na₂CO₃” is added to raise pH to 9–10, and CaCl₂ is put in the liquor to precipitate Al and Fe. Thereafter, V is precipitated as highly pure NH₄VO₃ by adding ammonium chloride “NH₄Cl”. Eventually, NH₄VO₃ is calcined at 500 °C to produce vanadium pentoxide “V₂O₅”. The assisting leaching agents, both H₂O₂ and ultrasound, are found to have an essential effect in accelerating the V dissolution kinetics.

The approach to leach HOFA by the organic acids in lemon juice is novel and environmentally friendly. Nevertheless, the S/L ratio used of only 0.01% necessitates using great amounts of lemon juice. Moreover, the results lack more research to be more reliable.

3.2. Alkaline leaching

Many studies on alkaline leaching of HOFA reported that Ni is insoluble in alkali solutions, which have the superiority for selective leaching of V with higher recovery efficiency. (*e.g.* Ref. 26, 28, 31 and 47). Tsai and Tsai²⁸ suggested a two-stage leaching method for HOFA. In the first stage, Ni is recovered by leaching the fly ash in ammonia water containing ammonium sulfate “(NH₄)₂SO₄”. In the second stage, the ash residue is leached in an alkaline (NaOH) solution to recover V. However, the approach was not adopted in recent studies because of the lower recovery of Ni (60%) in the ammonia/(NH₄)₂SO₄ solution, which dissolves also 8% of V in the first stage. Moreover, the study didn't conduct or suggest an approach for the final recovery of V and Ni from the leaching solution.

Al-Zuhairi⁴⁸ extracted V with a high recovery yield (98%) from the residual of fired crude oil in a power station by alkaline leaching method using sodium hydroxide “NaOH” solution. The conditions for maximum extraction of V are reported to be 2 M NaOH concentration at 100 °C for 2 h. The leachate is then acidified, to lower its pH, and treated with ammonium



hydroxide “NH₄OH” in order to precipitate V as NH₄VO₃. The latter is calcined at a temperature of less than 690 to produce V₂O₅.

Navarro *et al.*²⁷ reported that alkaline leaching of HOFA by NaOH is preferred to acidic leaching because it is more selective for V, although alkaline leaching has lower leaching efficiency compared to acidic leaching by H₂SO₄. Alkaline leaching by NaOH is performed using 2 M NaOH solution with L/S ratio of 4 ml g⁻¹ for 24 h at room temperature and agitation of 200 rpm. Leaching is followed by 1 h water rinsing 3 times. Vanadium recovery reaches 90%, but successive leaching and rinsing for 6 times, 1 h for each time, increases V recovery to 98%. The temperature is found to have a very limited influence on the efficiency and kinetics of V leaching when the contact time reaches 12 h. Sodium carbonate “Na₂CO₃” is also tested for leaching HOFA with the aim of increasing the selectivity V recovery with avoiding Si leaching. However, 80% of V is recovered by leaching treatment using 0.66 M Na₂CO₃ solution at the same condition applied for NaOH leaching. Compared to NaOH leaching, Na₂CO₃ leaching shows higher vanadium selectivity with lower leaching efficiency.

Hakimi *et al.*⁴⁹ established a flowchart for the extraction of V with a high recovery yield through alkaline leaching of V-rich HOFA using NaOH solution at 95 °C for 4 h. After the leaching, the alkaline leachate is neutralized by adding 4.5 M H₂SO₄ solution. When the pH is adjusted to 8, dissolved Al and Si are deposited leaving V dissolved as sodium vanadate in the filtrate. The latter is treated with an ammonium compound to precipitate V as NH₄VO₃, which is calcined at 450 °C for 1 h to produce V₂O₅.

Akita *et al.*⁵⁰ studied the recovery of nickel and vanadium from oil fly ash in a two-step leaching process. Ni is leached with NH₄Cl solution in the first step, followed by Na₂CO₃ leaching of the residual ash to dissolve vanadium in the second step. Vanadium is then recovered by solvent extraction with TOA/toluene solution followed by precipitation as NH₄VO₃ with NH₄Cl. On the other hand, Nickel is recovered as NiS from its leach liquor by precipitation with Na₂S.

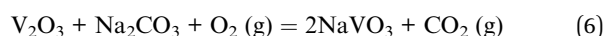
Al-Ghouti *et al.*⁵¹ conducted leaching of HOFA in a two main steps process for recovery of nickel and vanadium. In the first step, Ni is selectively extracted using NH₄Cl/NH₃ solution composed of 2 M NH₄Cl and 2 M NH₃, at 50 °C with L/S ratio of about 19 ml g⁻¹, under agitation for 6 h. The leachate is then treated with sodium sulfide “Na₂S” to precipitate Ni as NiS with a recovery yield of 56%. In the second step, V is extracted from the Ni-free residual ash by leaching in an aqueous solution of sodium carbonate with a concentration of 2 M Na₂CO₃ at 70 °C and pH 5.5 under agitation for 6 h. However, Na₂CO₃ solution strips other cations like Fe, Mg, and Ca along with V. Selective extraction of V is conducted by adding tri-ethylamine/toluene solution “0.1 M of (CH₃CH₂)₃N in toluene” to the Na₂CO₃ solution. The organic layer is separated and mixed again with a new 2 M Na₂CO₃ solution for 3 h to extract V in an aqueous layer. The extracted V is precipitated with a maximum recovery of 45% by mixing the resulting aqueous layer with 1.3 M NH₄Cl for 20 h.

Stas *et al.*¹¹ established a two-stage leaching process for the recovery of vanadium, nickel, and molybdenum from HOFA. In the first stage, namely alkaline leaching, V and Mo are recovered using NaOH solution. The residual fly ash is then leached within the following second leaching stage (acidic leaching) by H₂SO₄ to recover Ni. The highest V recovery (~90%) is achieved in 8 M NaOH solution with L/S ratio of 5 ml g⁻¹ at 100 °C for 3 h. The resultant alkaline leaching solution containing V and Mo is cooled with mild agitation to 5 °C for 1 h to precipitate V as sodium vanadate, which is separated by filtration leaving the filtrate containing sodium molybdate. The latter filtrate is acidified with HNO₃ and heated to 90 °C to precipitate Mo as H₂MoO₄. On the other hand, the sodium vanadate is re-dissolved in 5% HNO₃ solution (pH = 8), and (NH₄)₂SO₄ is added to the solution to precipitate V as NH₄VO₃. The NH₄VO₃ transforms to V₂O₅ by calcination at 500 for 24 h. In the second stage (acidic leaching), the residual ash is leached by 5 M H₂SO₄ solution for 3 h at 100 °C and L/S ratio of 4 ml g⁻¹ to extract Ni with a recovery yield of 80%. The acidic leachate is then treated with NaOH solution in two steps to raise the pH and precipitate Fe and the remaining V. Eventually, sodium carbonate “Na₂CO₃” is added to precipitate Ni as nickel carbonate “NiCO₃”.

Howsawi *et al.*⁴⁷ conducted alkaline leaching experiments for recovery of V from HOFA sample delivered from a power station plant in Saudi Arabia. 2 M NaOH solution dissolves 94.4% of V found in HOFA in a leaching experiment for 2 h at 110 °C and L/S ratio of 8 ml g⁻¹. A Graham condenser is used to cool and condense vapor back to the leaching solution. The filtrate is acidified to pH 2 by adding HNO₃, and then NH₄OH is gradually added until pH 7 to precipitate V as NH₄VO₃.

3.3. Water leaching

A three-step process, beginning with carbon burning and followed by salt roasting and water leaching, was conducted on HOFA containing 85 wt% unburned C and 2.2 wt% V.⁵² The burning step for 4 h at 650 °C removes the most of carbon and consequently raises the V content up to 19 wt%. Then, the burned ash (enriched with V) is roasted for 4 h at 650 °C with sodium carbonate “Na₂CO₃” in order to convert V oxides to sodium metavanadate “NaVO₃” (eqn (5) and (6)), which is a water-soluble vanadium compound.^{52,53}



The roasted ash, containing V as water-soluble NaVO₃, is leached with water for 4 h at 60 °C with L/S ratio of 50 ml g⁻¹. Water leaching selectively dissolves V, leaving Fe and Ni compounds undissolved in the ash residue, and 92 wt% of V is recovered. After the leaching process, V is precipitated as NH₄VO₃ from the leaching solution by adding (NH₄)₂SO₄.⁴⁹ The precipitated NH₄VO₃ is separated by filtration, dried, and calcined to produce vanadium oxide



"V₂O₅" according to the next precipitation and calcination reaction equations:

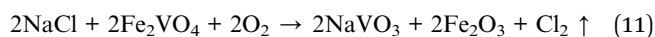
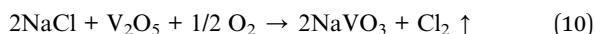
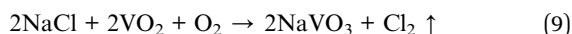
Precipitation:



Calcination:



A more recent approach for converting V compounds into water-soluble NaVO₃ through roasting with NaCl is reported by Ibrahim *et al.*⁵⁴ The authors leached vanadium in distilled water, at L/S ratio of 10 ml g⁻¹, with a high recovery (95.3%) from HOFA that was previously roasted with 20 wt% NaCl for 2.5 h. The roasting temperature is optimized, and 850 °C is found to be the appropriate temperature for the reaction of sodium chloride with vanadium-bearing minerals in the presence of excess oxygen to form NaVO₃ according to the equations (eqn (9) and (10)):



However, higher temperature up to 1000 °C leads to the formation of refractory compounds due to the sintering of V, Ni, Al, and Fe compounds and the melting of NaCl.⁵⁵ Eventually, the study showed that V can be easily extracted from NaVO₃ through water leaching. The solid residue can undergo a further acidic leaching process to extract Ni.

3.4. Bioleaching

Bioleaching is a developed approach for extraction of valuable metals from fly ashes with the advantage of avoiding high amounts and concentrations of chemical reagents used in acidic and alkaline leaching processes.^{56–59} In bioleaching, several kinds of microorganisms including various species of bacteria and fungi are utilized to leach and recover a variety of metals from solid materials. The most common bacteria used in bioleaching belong to the thiobacilli genus, which are considered as acidophilic species, such as *Acidithiobacillus ferrooxidans* and *Acidithiobacillus thiooxidans*.⁶⁰

Rastegar *et al.*⁶⁰ optimized the recovery of V, Ni, and Cu from HOFA using *Acidithiobacillus ferrooxidans* bacteria "A. *ferrooxidans*". The bacteria were allowed to grow in a medium containing 3 g per l (NH₄)₂SO₄, 0.5 g per l MgSO₄·7H₂O, 0.5 g per l K₂HPO₄·3H₂O, 0.1 g per l KCl, 0.01 Ca(NO₃)₂, and 44.22 g per l FeSO₄·7H₂O. The fly ash is added to this medium with S/L ratio ranging between 1% and 4%. Vanadium, nickel, and copper are simultaneously leached with maximum recoveries of 74%, 95%, and 88%, respectively, using optimum parameters; including Fe²⁺ concentration of 2.6 g l⁻¹, pH of 1.3, S/L ratio of 0.01 (w/v). After bioleaching step, Ni and Cu are separated from the leachate liquid by raising its pH up to 9–10 using NaOH. V is

then precipitated as NH₄VO₃ by adding NH₄Cl. Pure V₂O₅ is obtained by calcination of NH₄VO₃ for 4 h at 550 °C.

Additionally, the authors⁶⁰ investigated a hydrothermal method for producing NaV₆O₁₅ nanorods, which can be used in the synthesis of rechargeable lithium batteries. A suspension of V₂O₅ powder, in water with additions of H₂O₂ and NaCl, is undergone vigorous stirring for 2 h until obtaining an orange suspension of NaV₆O₁₅ nanorods that are washed, dried, and annealed at 500 °C.

Wei *et al.*⁶¹ reported that *A. ferrooxidans* bacteria utilize sulfur and ferrous sulfate for growth and produce H₂SO₄. The authors investigated *A. ferrooxidans* for bioleaching of V from a V-containing shale. Maximum recovery of 62% V is achieved with S/L ratio of 0.02, 5 g l⁻¹ initial Fe²⁺ concentration, pH 2, 10% inoculum percentage, and 1.2 days bioleaching time.

Rasoulnia *et al.*⁶² studied the bioleaching of HOFA using the fungus *Penicillium simplicissimum*, which produces high amounts of organic acids (citrate, gluconate, oxalate). The fungus is activated and cultivated on PDA (potato dextrose agar) Petri dishes for 7 days as incubation time at 30 °C. The fungus is inoculated to bioleaching medium with the following composition: 100 g per l sucrose, 1.5 g per l NaNO₃, 0.5 g per l KH₂PO₄, 0.025 g per l MgSO₄·7H₂O, 0.025 g per l KCl, and 1.6 g per l yeast extract. Bioleaching experiments of the ash are conducted in 100 ml of *Penicillium simplicissimum* medium with S/L ratio of 0.01 g ml⁻¹ at 30 °C under stirring with 130 rpm. Among three leaching methods studied by the authors, the method, namely spent-medium leaching, is found to achieve the highest recovery of V and Ni. In this method, the fungus is endowed to grow for 15 days and create organic acids. The ash sample is then added to the bioleaching medium and undergoes leaching by the organic acids produced by fungus. The subsequent analysis of the filtrate showed that the recovery of V is 96.3% and of Ni is 40.1%. Fe is also extracted but with a lower recovery yield, which can be increased to be 48.3% if the original ash was preheated at 400 °C. However, the thermal pretreatment of the ash reduces the recovery of V and Ni due to the formation of less soluble compounds.

In a comparison study between the bioleaching efficiency of the acid producing fungi, *Aspergillus niger* and *Penicillium simplicissimum*, Rasoulnia and Mousavi⁶³ found that the maximal recovery of V (97%) and Ni (50%) is obtained using *Aspergillus niger*. The higher bioleaching efficiency of *Aspergillus* enables using higher pulp density of added ash with S/L ratio of 3.2% (w/v) under optimal conditions of 7 days leaching duration and 60 °C leaching temperature.

Another fungal bioleaching approach was recently investigated by Seddiek *et al.*⁶⁴ The fungal isolate *Cladosporium cladosporioides* is grown on Czapek's Dox agar medium with a composition of 30 g sucrose, 15 g agar, 1 g KH₂PO₄, 2 g NaNO₃, 0.5 g KCl, 0.5 g MgSO₄·7H₂O, traces FeSO₄·5H₂O, and 5 g yeast extract in 1 liter. The main organic acid produced by this fungus is malic acid. The optimum parameters for bioleaching of V and Ni from HOFA are; the fly ash concentration is 1% (w/v), pH is 6 for V and pH is 8 for Ni, and the bioleaching time is 10 days. The maximum recovery obtained for V and Ni is 65.4% and 74.6%, respectively. The thermal roasting pretreatment preceding the



Table 3 A summary of various leaching approaches for HOFA

Approach	Preparation of the ash	Leaching agent	Temp., °C	Time	S/L ratio	Leaching recovery efficiency	Extraction approach	Final product	Ref.
Acidic leaching	The ash was crushed, ground and sieved (–250 µm)	H ₂ SO ₄ (60 g l ⁻¹), under O ₂ pressure of 15 bar	200 °C	15 min	1	95%	Precipitation of V as V(OH) ₃ by adding NH ₄ OH	V ₂ O ₅ & Ni	34
Acidic leaching		H ₂ SO ₄ (1.35 M), with stirring 300 rpm	40 °C	90 min	1/5 g ml ⁻¹	98% V, 98% Ni	Solvent extraction of V by LIX 84-I at pH 0.5; followed by precipitation as NH ₄ VO ₃ by adding NH ₄ OH	V ₂ O ₅ & NiO	35
Acidic leaching	Crushing + sieving (–75 µm)	H ₂ SO ₄ (conc. 19.5%)	80 °C	120 min	9.15 wt%	94% V, 81% Ni	Precipitation of Ni as NiC ₂ O ₄ by adding (NH ₄) ₂ C ₂ O ₄ to the raffinate		37
Acidic leaching		Boiling H ₂ SO ₄ (conc. 1 M)	Boiling (~100 °C)	30 min	1/3 g ml ⁻¹	~90%	Precipitation of V as V ₂ O ₅ by adding NaClO ₃ + Na ₂ CO ₃	V ₂ O ₅	38
Acidic leaching	Burning of the ash at 850 °C	Boiling H ₂ SO ₄ (conc. 2 M)	Boiling (~100 °C)	60 min	1/7 g ml ⁻¹	97%	Precipitation of V as V ₂ O ₅ by adding NaClO ₃ + Na ₂ CO ₃	V ₂ O ₅ with higher purity	40
Acidic leaching	Drying t 110 °C + sieving (–500 µm)	H ₂ SO ₄ (conc. 0.5 M)	RT, agitation speed 200 rpm	24 h	1/4 g ml ⁻¹	98% V; 68% al; 42 Fe; 12% Ni; 4% Si	Precipitation of V as NH ₄ VO ₃ by adding NH ₄ Cl (1 M) pH 5 + agitation for 7 days	NH ₄ VO ₃	27
Acidic leaching		(HClO ₄ + HCl + H ₂ O ₂)				High recovery of V, Ni, and Fe	Solvent extraction using organic compounds and HNO ₃ in sequential procedure	NiO and FeO in two separation steps, leaving V dissolved in aqueous solution	26
Water leaching + acidic leaching		Water to dissolve Ni, Zn, mg, al, and Fe; followed by H ₂ SO ₄ (1 M) to dissolve V	25 °C	360 min	1/25 g ml ⁻¹		Precipitation of Al and Fe after water leaching by adding NaOH + ion exchange to recover Ni, Zn, and V		31
Acidic leaching		H ₂ SO ₄ (conc. 5–9%)	20–80 °C	30–60 min	1/4 g ml ⁻¹		Precipitation of V as V ₂ O ₅ , after oxidation by H ₂ O ₂ , by static heating for 2 h at 95 °C and pH 1.8–2	V ₂ O ₅	12
Acidic leaching	Physical concentration using high tension magnetic separation	H ₂ SO ₄ (180 g l ⁻¹) + 4% MnO ₂	80 °C	600 min	1/10 g ml ⁻¹	96.5% V, 94.8% Ni	Solvent extraction of V using Alamine 336/kerosene and H ₂ SO ₄ stripping; precipitation of Ni & Zn by adding Na ₂ S	V ₂ O ₅ , H ₂ O; Zn–Ni sulfide cake	41
Ultrasound-assisted acidic leaching	Crushing + sieving (–75 µm) + washing with hexane and acetone + drying for 30 min at 70 °C	27.9% lemon juice solution containing 10% H ₂ O ₂	Initial = 35 °C	120 min	0.01%	88.7%	Precipitation of V as NH ₄ VO ₃ by adding NH ₄ Cl	V ₂ O ₅	46





Table 3 (Contd.)

Approach	Preparation of the ash	Leaching agent	Temp., °C	Time	S/L ratio	Leaching recovery efficiency	Extraction approach	Final product	Ref.
Acidic leaching	Drying at 105 °C	H ₂ SO ₄ (0.5 N), pH 1	30 °C	120 min	1/5 g ml ⁻¹	65% for V 60% for Ni, 42% for Fe 80% for V			28
Alkaline leaching	Drying at 105 °C	NaOH (2 N), pH 14	30 °C	120 min	1/5 g ml ⁻¹	50% for V 60% for Ni			28
Alkaline leaching	Drying at 105 °C	NH ₄ OH (4 N), pH 10	30 °C	120 min	1/5 g ml ⁻¹	80% for V 60% for Ni			28
Alkaline leaching	Drying at 105 °C	(NH ₄ OH (0.25 N) + (NH ₄) ₂ SO ₄ (4 N)); pH 8.5	30 °C	120 min	1/5 g ml ⁻¹	80% for V 60% for Ni			28
Alkaline leaching		NaOH, 2 M	100 °C	120 min		V (98%)	Precipitation of V as NH ₄ VO ₃ by adding NH ₄ OH after acidification by HNO ₃	NH ₄ VO ₃ is calcined at $690\text{ }^\circ\text{C}$ to produce V ₂ O ₅	48
Alkaline leaching	Drying at 110 °C + sieving (-500 μm)	NaOH, 2 M + water rinsing of residual ash (for 1 h, 3 times)	RT, agitation speed 200 rpm	24 h + 6 times repeating washing/rinsing step	1/4 g ml ⁻¹	V (98%)	Controlling pH to be 8 for precipitation of Al. Then, adding NH ₄ Cl (1 M, pH 5) for precipitation of V (99% V)	NH ₄ VO ₃	27
Alkaline leaching	Drying at 110 °C + sieving (-500 μm)	Na ₂ CO ₃ 0.66 M + water rinsing	RT, agitation speed 200 rpm	24 h + 6 times repeating washing/rinsing step	1/4 g ml ⁻¹	V (80%)	Precipitation of V by adding NH ₄ Cl (1 M, pH 5)	NH ₄ VO ₃	27
Alkaline leaching		NaOH, 2.5 M	100 °C	240 min	1/2.7 g ml ⁻¹	V (99.6%)	Precipitation of V as NH ₄ VO ₃ by adding of NH ₄ NO ₃ (pH = 6-7, 100 °C, 4 h)	NH ₄ VO ₃ is calcined at 450 °C to produce V ₂ O ₅	49
Alkaline leaching		2 M NH ₄ Cl + NH ₄ OH	50 °C	300 min		Ni (59.1%)	Precipitation of Ni by adding Na ₂ S	NiS	50
Alkaline leaching	Leaching in NH ₄ Cl/NH ₄ OH solution for recovering Ni	2 M Na ₂ CO ₃ solution	70 °C	420 min		V (63%)	Solvent extraction of V is conducted using TOA/toluene + precipitation of V by adding NH ₄ Cl	NH ₄ VO ₃	50
Alkaline leaching	Crushing + sieving (-100 μm)	2 M NH ₄ Cl + 2 M NH ₃	50 °C	300 min	1/19 g ml ⁻¹	Ni (56%)	Precipitation of Ni by adding Na ₂ S	NiS	51
Alkaline leaching	Leaching in NH ₄ Cl/NH ₃ solution for recovering Ni	2 M Na ₂ CO ₃ solution	70 °C	300 min	1/20 g ml ⁻¹	V (45%)	Solvent extraction of V is conducted using triethylamine/toluene + precipitation of V by adding NH ₄ Cl	NH ₄ VO ₃	51

Table 3 (Contd.)

Approach	Preparation of the ash	Leaching agent	Temp., °C	Time	S/L ratio	Leaching recovery efficiency	Extraction approach	Final product	Ref.
Alkaline leaching		NaOH, 8 M	100 °C	180 min	1/5 g ml ⁻¹	V (90%)	Cooling to 5 °C + gentle agitation to precipitate NaVO ₃ , that is dissolved in HNO ₃ + adding (NH ₄) ₂ SO ₄ to precipitate NH ₄ VO ₃	NH ₄ VO ₃ is calcined to produce V ₂ O ₅	11
Acidic leaching	Leaching in NaOH for recovering V & Mo	H ₂ SO ₄ , 5 M	100 °C	180 min	1/4 g ml ⁻¹	Ni (80%)	Precipitation of Ni as NiCO ₃ by adding Na ₂ CO ₃	NiCO ₃	11
Alkaline leaching		NaOH, 2 M	110 °C	120 min	1/8 g ml ⁻¹	V (94.4%)	Precipitation of V as NH ₄ VO ₃ by adding of NH ₄ OH (pH = 6–7, 100 °C, 4 h)	NH ₄ VO ₃	47
Water leaching	Burning for 4 h at 650 °C + roasting for 4 h with Na ₂ CO ₃ at 650 °C	H ₂ O	60 °C	240 min	1/50 g ml ⁻¹	92%	Precipitation of V as NH ₄ VO ₃ by adding (NH ₄) ₂ SO ₄	V ₂ O ₅	52
Water leaching	Roasting for 2.5 h with 20 wt% NaCl at 850 °C	H ₂ O	RT	90 min	1/10 g ml ⁻¹	95.3%	Precipitation of V as NH ₄ VO ₃ by adding NH ₄ Cl	NH ₄ VO ₃	54

bioleaching process reduce the recovery efficiency of both V and Ni. This is attributed to the fact that the increase in the concentration of metallic elements in the ash due to the thermal pretreatment has an inhibitory effect on the growth of fungus.^{62,64}

4. Recovery of V and Ni from the leaching solutions

Leaching processes dissolve V and Ni with other metals in aqueous solutions. V and Ni can be extracted through main methods, including chemical precipitation, solvent extraction, and ion exchange.

4.1. Chemical precipitation

Chemical precipitation is conducted by adding an ammonium compound (e.g. NH₄OH, NH₄Cl, (NH₄)₂SO₄, (NH₄)₂S₂O₈, or NH₄NO₃) to the leaching solution to precipitate V as NH₄VO₃ at pH 7 to 9, see Table 3. NH₄Cl is preferred to use because of its low cost. Also, an increasing the amount of NH₄Cl induces the precipitation of NH₄VO₃ and decreases its solubility.⁶⁵ NH₄VO₃ can be directly processed to fabricate NaV₆O₁₅, which is investigated as a high-performance cathode in lithium ion batteries, sodium ion batteries, and zinc ion batteries.^{66–68}

Hakimi *et al.*⁴⁹ optimized the precipitation of V as NH₄VO₃ compound by adding an ammonium compound to the filtrate after the leaching process. They compared individual use of three ammonium compounds, namely (NH₄)₂SO₄ ammonium persulfate “(NH₄)₂S₂O₈”, and ammonium nitrate “NH₄NO₃”. The highest yield of V extraction (99.6%) is obtained by using NH₄NO₃, because the nitrate anion is a strong oxidizing agent that completely oxidizes the V cations to the highest oxidation state of V⁵⁺. Otherwise, H₂O₂ can be added to complete the oxidation state of V compounds to the valence state of +5 as recommended by many studies.^{12,34,37} Oxidation increases the recovery efficiency of V and facilitates the precipitation of V compounds because V⁵⁺ is less soluble than V⁴⁺.

V, in the form V⁵⁺ cations, is precipitated as NH₄VO₃, which is subsequently calcined to produce the prevalent final product “V₂O₅”. However, Vitolo *et al.*^{38,40} precipitated V₂O₅ directly from H₂SO₄ leachate by adding NaClO₃, as an oxidant, with adjusting pH at about 2 or 3. However, adjusting pH with Na₂CO₃ pollutes the V₂O₅ precipitated with some Na. This necessitates repeat washing with an acidic solution to remove Na. Consequently, the oxidant H₂O₂ is preferred to eliminate contamination with alkali elements.¹²

Nickel is dissolved as NiSO₄ in H₂SO₄ leaching solutions. Some studies^{34,69–71} suggested the application of electrowinning technique to obtain pure Ni. Nevertheless, these studies didn't conduct electrodeposition experiments and were confined to suggestions. However, the electrochemical deposition of Ni from NiSO₄ electrolyte is well known process.^{72–76}

Ni is precipitated as NiCO₃ from pH-modified H₂SO₄ leaching solution by adding Na₂CO₃.¹¹ Also, Ni is precipitated from alkaline NH₄Cl/NH₃ leaching solution as NiS by adding Na₂S.⁵¹ Nickel oxalate “NiC₂O₄”, which can be easily transformed to



NiO by calcination, is precipitated after adding ammonium oxalate “(NH₄)₂C₂O₄” to H₂SO₄ leaching solution.³⁵

4.2. Solvent extraction

Solvent extraction is the process in which the element or compound aimed to be extracted transfers from one solvent to another due to the difference in solubility or distribution coefficient between these two immiscible (or slightly soluble) solvents.^{77–79} It has a greater separation efficiency than chemical precipitation and a higher selectivity degree than the ion exchange method with faster mass transfer. Therefore, solvent extraction has long been utilized for vanadium extraction (since 1950s).⁸⁰

The extractants used are decided according to the leaching solution, its pH, and the dissolved metal valency. Vanadium is generally found as V⁴⁺ or V⁵⁺ cations in the leaching solutions of HOFA. For extracting V⁴⁺, organophosphorus acids, such as D2EHPA “di(2-ethylhexyl)phosphoric acid”, Cyanex 272 “bis(2,4,4-trimethylpentyl)phosphinic acid”, and EHEHPA “2-ethylhexylphosphonic acid mono-2-ethyl hexyl ester” are used. On the other hand, TOA “trioctylamine”, Alamine 336 “tri-alkylamine”, LIX 860-I “trialkylamine”, and NBEA “N-(2-hydroxy-5-nonylbenzyl)-β,β-dihydroxyethylamine” are used for extracting V⁵⁺.^{80,81} Ionic liquids “ILs” are recently used as extractants for vanadium from aqueous solutions; Examples of such novel ILs are trihexyl(tetradecyl) phosphonium bis(2,4,4-trimethylpentyl) phosphinate “Cyphos IL 104”⁸² and 1-octyl-3-

methylimidazoliumchloride “[Omim]Cl”.⁸³ Table 4 summarizes some procedures and solvent extraction conditions for V and Ni reported in the literature.

The solvent extraction efficiency is influenced by the vanadium complex, which is determined by the solution pH and the concentration of V. Zeng and Cheng⁸⁴ reported that the pH in the range between 1.5 and 2.5 is optimum to extract V(IV) by D2EHPA with a concentration of 5–20% in kerosene. However, Liu *et al.*⁸⁵ found that the solution pH must be in the range from 2.5 to 2.8 to extract V(IV) by D2EHPA, and that further increase in the pH leads to co-extraction of Fe and Al. Noori *et al.*⁸⁶ used a mixture of 0.25 M D2EHPA and 0.35 M Cyanex 272 to extract V(IV) at pH 2.5 and extract Ni(II) at pH 5.5. Tang *et al.*⁸⁷ illustrated the chemical behavior of V extraction from the aqueous leachate of stone coal. The authors reported that the extraction efficiency increases as the pH increases up to 2.5. The leachate should be treated with SO₂ before extraction to reduce V(V) to V(IV) which is extracted more efficiently by D2EHPA.

Barik *et al.*³⁵ used the commercial solvent extractant LIX 84-I “2-hydroxy-5-nonylaceto phenone oxime” diluted with kerosene (40% v/v) to selectively recover V from an acidic aqueous solution. V is extracted with a recovery efficiency of 99.9% when the ratio of organic phase to aqueous phase “O : A ratio” is 1 : 1, and pH is 0.5 at 25 °C. Then, V is stripped from V-loaded LIX84-I as NH₃VO₃ by equilibration with 15% NH₄OH aqueous solution with O : A ratio of 1 : 3. Eventually, NH₃VO₃ is crystallized by evaporation of the stripped solution.

Table 4 A summary of some solvent extraction conditions reported in literature for recovery of V and Ni

Solvent	Target metal valence	Solvent composition	O/A ratio	Proper pH	Extracting efficiency	Stripping agent	Stripping O/A ratio	Stripping efficiency	Ref.
LIX 84-1	V(v)	40% LIX 84-1 in kerosene	1 : 1	0.35–1.0	>99.9%	15% NH ₄ OH	1 : 3	99.9%	35
Aliquat 336	V(v)	0.06 M Aliquat 336 in kerosene + 5% isodecanol	1 : 1	3.0	99.0%	NH ₄ OH/NH ₄ Cl	1 : 1	48.0%	27
NBEA	V(v)	0.2 M NBEA in octan	1 : 1	3.5	98.0%				81
D2EHPA	V(IV)	10% D2EHPA + 5% TBP, + 85% sulfonated kerosene	1 : 2	2.5–2.8	99.0%	1.5 M H ₂ SO ₄	1 : 5	99.0%	85
D2EHPA	V(IV)	10% D2EHPA + 5% TBP, + 85% sulfonated kerosene	1 : 4	≤2.5	96.12%				87
D2EHPA + Cyanex 272	V(IV)	20% V (0.25 M D2EHPA and 0.35 M Cyanex 272) + 80% V kerosene	1 : 1	2.5	80%	n/a			86
D2EHPA + Cyanex 272	Ni(II)	20% V (0.25 M D2EHPA and 0.35 M Cyanex 272) + 80% V kerosene	1 : 1	5.5	90%	n/a			86
Cyphos IL 104	V(v)	Cyphos IL 104	1 : 3	0.5–2	99.07%	1.5 M HNO ₃	3 : 1	>99.99%	82
[Omim]Cl IL	V(v)	0.2 M of [Omim]Cl IL in 1 L of n-pentanol	1 : 1	8.05	97.93%				83
HBL110	Ni(II)		1 : 1		98%	Dilute H ₂ SO ₄ solution + electrowinning	1 : 1	95%	71



With the aim of extracting vanadium from the NaOH alkaline leachate, Navarro *et al.*²⁷ applied two different procedures; one is named as selective precipitation, and the other is termed as solvent extraction. In the selective precipitation procedure, the alkaline leachate is neutralized by adding H₂SO₄ to control the pH to 8 in order to precipitate Si and Al, leaving V in the solution. Further pH lowering of the alkaline leachate to be 5 by extra H₂SO₄, with the addition of 1 M NH₄Cl solution, leads to the precipitation of vanadium as ammonium vanadate. On the other hand, solvent extraction is conducted by using Aliquat 336 which extracts metals by acting as a liquid anion exchanger. Aliquat 336 is added to kerosene with a concentration of 0.06 M and 5% isodecanol, forming an organic phase that is mixed with the same volume of H₂O₂-pretreated alkaline leachate for 30 min at pH controlled to be 3. The solvent extraction procedure results in significant extraction of V but is contaminated with Al. Also, it is difficult to strip V from the organic phase. Therefore, a selective precipitation procedure using NH₄Cl solution is endorsed as the final step after alkaline leaching.

Mahandra *et al.*⁸² extracted V(v) from the leaching solution of spent V₂O₅ catalyst using Cyphos IL 104. HNO₃ is used as a stripping agent to strip V from the organic phase. The A/O ratio for extraction is 3/1 but for stripping is 1/3.

Zeng *et al.*⁷¹ proposed a new approach for the direct extraction of Ni from H₂SO₄ leach solutions of low grade Ni resources using a novel solvent extractant HBL110. This extractant can selectively recover Ni with an efficiency of 98% leaving Fe, Al, Mn, Cr, and Ca in the leaching solution. The Ni-loaded organic solution is stripped by dilute H₂SO₄ solution. The O/A ratio of extraction and of stripping is 1. Ni can be eventually extracted by electrowinning with an overall recovery of 95%. The process is advantageous because it consumes low chemicals with a short flowchart procedure and achieves high recovery of Ni with efficient removal of impurities. Therefore, the authors reported that the process shows proper economical and environmental advantages.

4.3. Ion exchange

The ion exchange approach is a process to separate and extract selected metals from their solutions using ion exchange resins. The ion exchange processes have the advantage of the separation of target ions without using an excess of chemicals, with enabling the application of closed water recycling systems that eliminate additional equipment for wastewater treatment. The ion exchange resins used to adsorb vanadium are generally classified as anionic exchange resins and chelating resins. Anionic resins react with and separate pentavalent vanadate ions “V(v)” from other impurities in aqueous solutions, but chelating resins are used to extract V(iv) from acidic solutions.^{80,88} Although there are several papers on using ion exchange resins for the separation of vanadium ions from other impurities in various media, the literature on the extraction of vanadium from fly ash leachate is limited. However, ion exchange technology is primarily applied on the experimental scale and is rarely applied in the industry.⁸⁸

Tokuyama *et al.*³¹ developed a process to recover V and Ni and to make the fly ash less harmful. The process includes two-

step leaching and ion exchange. The first leaching step uses water to dissolve Ni, Zn, Mg, Al, and Fe. The second leaching step is applied to dissolve V using H₂SO₄. The solution after water leaching is treated with NaOH to reach pH 5 to precipitate Al and about 80% of Fe. The remaining Fe dissolved as Fe(II) is oxidized to Fe(III) by adding H₂O₂. Recovery of Ni and Zn is then conducted by ion exchange with CR20 resin. Nickel can be selectively recovered from the resin because of a distinct inequality in the ion exchange isotherm between Ni and Zn. On the other hand, vanadium is selectively recovered from the second acidic leachate by using the resin C467, because this resin has the highest selectivity for V against Fe.

Yu *et al.*⁸⁹ utilized trioctyl methyl ammonium chloride-impregnated resins “TOMAC-IRs” to extract vanadium from a V-containing acidic solution. TOMAC-IRs adsorbed V(v) with a higher efficiency from V-containing solution with initial pH of 1.8 and S/L ratio of 1 : 200 g ml⁻¹ in a contact time of 4 h. The adsorbed vanadium in TOMAC-IRs is then desorbed with 6 mol l⁻¹ NaOH solution.

Seggiani *et al.*⁶⁹ investigated the extraction of nickel from sulfate solution leachate of Orimulsion fly ash after vanadium recovery using ion exchange chelating resins. Three commercial chelating resins, namely Lewatit TP-207, Purolite S-930 and Amberlite IRC-748, are examined for uptake of Ni from the fly ash leachate at pH 4. The results showed that TP207 resin displays higher extraction of Ni(II) with the recovery of 92–95%. Nickel is then stripped from the resin by 10% H₂SO₄ solution. Nickel can be eventually recovered from the resultant solution containing NiSO₄, as metallic nickel by electrowinning.^{70,90}

5. Calcination

In consequence of the recovery of V and Ni in the form of their chemical compounds (NH₄VO₃ and NiC₂O₄), as mentioned above, calcination is conducted to produce V₂O₅ and NiO. Vanadium pentoxide “V₂O₅” is widely used in the synthesis of modern high-performance batteries, electrochromic devices, sensors, and photocatalysts.^{91–93} Nickel oxide “NiO” has a variety of specialized applications in thin film solar cells, superior rechargeable batteries, and electrochromic devices.^{93,94} Both V₂O₅ and NiO, even with low purity grades, are widely used in the production of steel alloys.^{93,95}

The precipitated NH₄VO₃ is separated from the leaching solution by filtration, dried, and calcined to produce V₂O₅ according to eqn (8) “2NH₄VO₃ → V₂O₅ + 2NH₃ + H₂O”. Liu *et al.*⁹⁶ reported that the optimum conditions for calcination of NH₄VO₃ to obtain V₂O₅ are to be 400 °C for 36 min, based on experimentation of a sample weighing 4.25 g. Nevertheless, most of the studies conducted the calcination process of NH₄VO₃ at higher temperatures and for longer times. Stas *et al.*¹¹ calcined NH₄VO₃ at 500 °C for 24 h. However, most of the old and recent studies conducted the calcination process in shorter times at the temperature range of 500–690 °C, *e.g.* 1 h at 500 °C,⁹⁷ 30 min at 690 °C,⁴⁸ 4 h at 550 °C,⁴⁶ 1 h at 450 °C.⁴⁹

Nickel is recovered from the acidic leachate of HOFA as NiC₂O₄ by adding (NH₄)₂C₂O₄.³⁵ Nickel oxide “NiO” is obtained by calcination of NiC₂O₄ at 450 °C for 2 h. The thermal



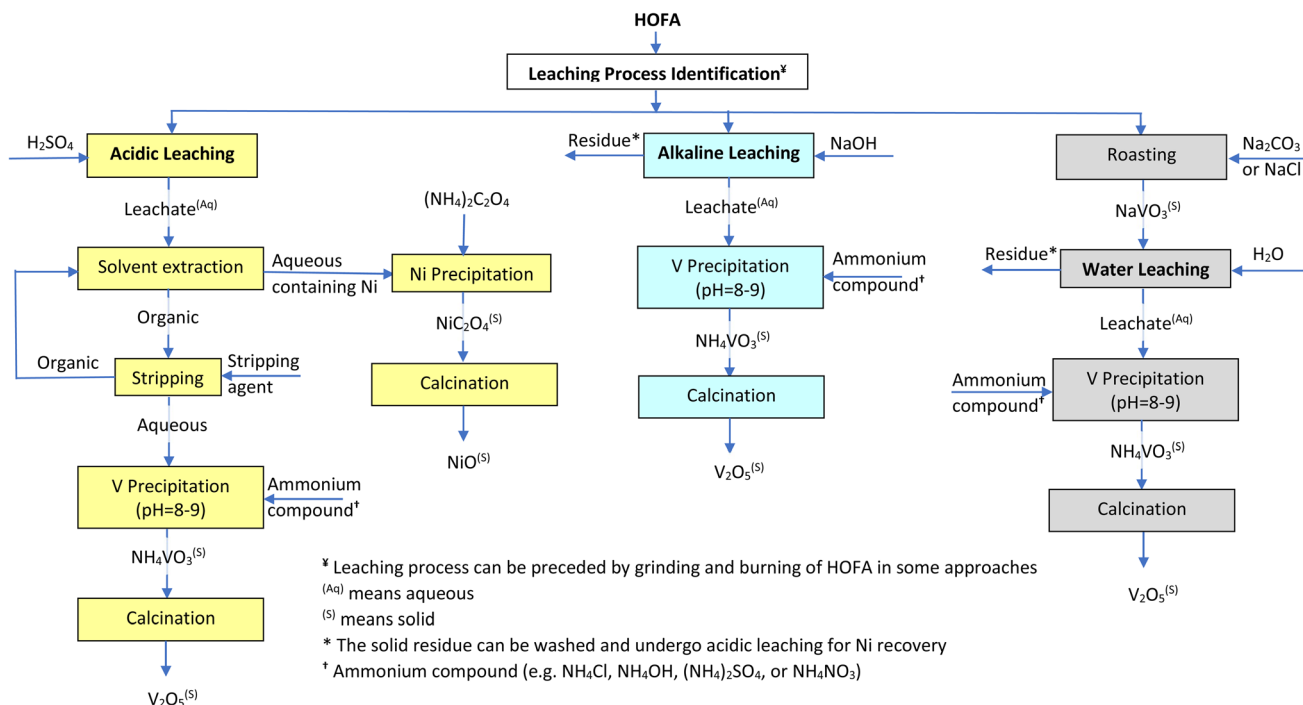
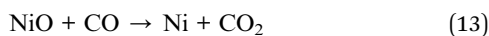
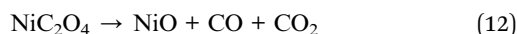


Fig. 1 Overall flowchart of the recovery of V and Ni from HOFA showing the most common steps following the main three optional leaching approaches.

decomposition of $(NH_4)_2C_2O_4$ has been demonstrated to occur following the next reactions:⁹⁸



Du *et al.*⁹⁸ fabricated Ni/NiO nanocomposite by direct calcination of NiC_2O_4 , and controlled the Ni metal content in the NiO by controlling the temperature and atmosphere of the calcination. The produced Ni/NiO composite demonstrated high electrochemical performance as an anode in lithium-ion battery. However, Rakshit *et al.*⁹⁹ and Gomaa *et al.*¹⁰⁰ reported that the calcination in air, where excess of O_2 , converts NiC_2O_4 into NiO.

Also, $NiCO_3$, precipitated by the addition of Na_2CO_3 to the acidic leachate of HOFA 11, can also undergo thermal decomposition at 450 °C to produce NiO, according to the equation " $NiCO_3 \rightarrow NiO + CO_2$ ".^{101,102}

6. Concluding summary and recommendations

In summary, Fig. 1 displays an overall flowchart of the recovery of V and Ni from HOFA with showing the most common steps following the main three optional leaching approaches (acidic leaching, alkaline leaching, and water leaching). Also, Table 5 summarizes the advantages and limitations of all leaching and recovery processes reviewed in this paper.

The recovery of V and Ni from HOFA commences with the leaching process, which is considered as the first main step in recovery. The leaching processes mostly applied are classified as

acidic processes and alkaline processes, in addition to the water leaching process.

Although acidic leaching can be performed by one of the strong mineral acids such as HCl, H_2SO_4 , or HNO_3 , and studies reported that HCl and H_2SO_4 have comparable leaching efficiencies, H_2SO_4 is preferred due to its significantly lower cost and its wide application in leaching of many metals. In addition to V and Ni, H_2SO_4 dissolves almost all metals present in HOFA, such as Mo, Mg, Mn, and others.

However, alkaline leaching using NaOH has the advantage of selective leaching of V, leaving Ni undissolved in the ash because it is insoluble in alkaline solutions. Although NH_4OH and Na_2CO_3 solutions were investigated in some studies as alkaline leaching agents, NaOH has the highest selectivity with the highest leaching efficiency for V.

Based on the advantage of selective solubility of V by NaOH solution, a two-stage leaching process has been developed and can be adopted to recover V and Ni; In the first stage (alkaline leaching), V is recovered by NaOH solution. The residual solid fly ash is then leached by H_2SO_4 solution (acidic leaching) to recover Ni.

Water leaching is significantly weak if compared with acidic and alkaline leaching. However, the approaches reported on water leaching of HOFA preceded the leaching process with a roasting step. The roasting of ash with Na_2CO_3 salt or NaCl salt converts vanadium compounds into $NaVO_3$ which is a water-soluble compound. The roasting temperature should not be too high to bring about sintering of V and Ni compounds.

Bioleaching is an environmentally friendly approach that utilizes specific species of bacteria and fungi for yielding acidic



Table 5 A summary of the advantages and limitations of all methods for leaching and recovery of vanadium and nickel from HOFA

Process	Type	Advantages	Limitations
Pre-treatment of HOFA	Burning (400–850 °C)	Reduces the C content of HOFA Reduces the volume of HOFA Increases the V & Ni contents in the ash Increases the V & Ni recovery, and decreases the consumption of chemical agents in the leaching process Possibility of recovering the heat of combustion of carbonaceous constituents of HOFA	Gaseous emissions Possible volatilization of V compounds Possible fusion and formation of V–Ni refractory compounds at higher temperatures (>900 °C) Changes the ash pH that may adverse the V & Ni recovery in bioleaching process
	Roasting (mostly with Na ₂ CO ₃ or NaCl, at 650–850 °C)	Is necessary prior to water leaching to produce water soluble NaVO ₃ compound Leads to selective recovery of V Reduces the volume of HOFA	Gaseous emissions Possible sintering of V & Ni at high temperatures Possible fusion of NaCl at high temperatures
Leaching	Acidic leaching (H ₂ SO ₄ is widely used)	Higher extraction rate Lower cost Dissolves all metals, so residual HOFA can be reused in some applications	No selectivity More waste solutions More complicated steps for selective recovery of V and Ni
	Alkaline leaching (NaOH is widely used)	Selective recovery of V Good extraction rate Simple flowchart process	Ni is nonrecoverable For Ni recovery, the ash should undergo a next acidic leaching process The solid ash residue keeps its polluting metals
	Water leaching	Lower cost and wide availability Avoids high amounts of chemical reagents Simple flowchart process	Should be preceded by a roasting step Lower recovery efficiency
	Bioleaching	Environmentally friendly Avoids high amounts of chemical reagents	No attempts to recover Ni Very slow The S/L ratio is very low
Recovery	Chemical precipitation (using ammonium compounds)	Lower cost Straightforward process	Weak selectivity Lower metal purity
	Ion exchange	Avoids using excess of chemicals Good recovery rate	Lower selectivity degree Resin needs refreshing Long flowchart process
	Solvent extraction	Greater separation efficiency Higher selectivity degree Faster extraction rate	Narrow pH range Is influenced by the metal valency Long flowchart process
Calcination		Simple process Extraction of vanadium pentoxide and nickel oxide that have great and modern applications	Gaseous emissions Extraction of metal oxide, not pure metal

media that leach V and Ni from HOFA. “*Acidithiobacillus ferrooxidans*” bacteria utilize sulfur and ferrous sulfate for the production of H₂SO₄, which leaches V and Ni from HOFA, but with much lower recovery efficiency than traditional acidic leaching.

The fungi “*Aspergillus niger*” and “*Penicillium simplicissimum*” are endowed to grow for days and create organic acids (citrate, gluconate, oxalate), that leach V and Ni when

mixed with the ash. The fungal isolate *Cladosporium cladosporioides* yields malic acid that extracts V and Ni from HOFA.

Alternatively to the bioleaching approach which is very slow, another environmentally friendly trial used lemon juice – which contains few contents of citric acid, malic acid, and ascorbic acid – to recover V from HOFA with a considerable recovery efficiency. However, the leaching experiment has a very low pulp density of added ash, and further research is recommended to conduct to have more reliable results.



Recovery of V and Ni from the leaching solution can be conducted by chemical precipitation, solvent extraction, or ion exchange. Direct chemical precipitation of V as NH_3VO_3 is achieved by adding an ammonium compound (e.g. NH_4OH , NH_4Cl , $(\text{NH}_4)_2\text{SO}_4$, $(\text{NH}_4)_2\text{S}_2\text{O}_8$, or NH_4NO_3) to the leaching solution with pH of 8 to 9. NH_4Cl is preferred more than other compounds because of its lower cost. However, NH_4NO_3 yields the highest V recovery because of its oxidizing effect on V cations to V^{5+} . On the other hand, Ni is precipitated as NiCO_3 from pH modified H_2SO_4 leaching solution by adding Na_2CO_3 , and as nickel oxalate " NiC_2O_4 " by adding $(\text{NH}_4)_2\text{C}_2\text{O}_4$. Solvent extraction has a higher recovery efficiency than chemical precipitation and a higher degree of selectivity than the ion exchange method with faster mass transfer.

The recovered NH_4VO_3 is straightforwardly calcined at temperatures ranging from 400 °C to 550 °C to produce vanadium pentoxide " V_2O_5 ". On the other hand, NiC_2O_4 is easily transformed into NiO by calcination at 450 °C. Also, Ni leached as NiSO_4 in an H_2SO_4 leaching solution can be electrodeposited as a pure metal. Both V_2O_5 and NiO are used widely in the synthesis of modern high-performance batteries and electrochromic devices, and in other superior applications, as well as in the production of special alloy steel.

HOFAs generated from several power stations and desalination plants have diverse chemical compositions, as well as having low to tiny contents of V and Ni. Therefore, there is no recovery method has been yet adopted to be the best approach. In this regard, further research is recommended to optimize the recovery approach individually adopted for a particular HOFA.

It is also recommended to direct further research to increase the recovery efficiency with lowering pollution through reducing the chemical agents used, reutilizing the waste solutions, and minimizing gaseous emissions. For example, the utilization of ultrasound can reduce the time, temperature, and chemical agents of leaching processes. Also, using seawater instead of fresh water in water leaching can be experimented to raise the recovery efficiency. Moreover, pre-water-washing of HOFA preceding the roasting can be suggested to dissolve metal sulfates that will reduce emission of sulfur oxides.

Author contributions

Conceptualization: A. Bakkar, and E. Howsawi; Data curation: A. Bakkar, S. Harb, and E. Howsawi; Formal analysis: A. Bakkar, M. M. E. S. Seleman, and S. Goren; Funding acquisition: A. Bakkar, and E. Howsawi; Methodology: A. Bakkar, M. M. Z. Ahmed; S. Goren; Project administration: A. Bakkar, and E. Howsawi; Resources: A. Bakkar, S. Goren, and S. Harb; Software: S. Goren, and M. M. Z. Ahmed; Supervision: A. Bakkar, and E. Howsawi; Visualization: A. Bakkar, S. Goren, and M. M. E. S. Seleman; Writing – original draft: A. Bakkar, S. Harb, S. Goren, M. M. E. S. Seleman, and E. Howsawi; Writing – review & editing: E. Howsawi and M. M. Z. Ahmed.

Conflicts of interest

There are no conflicts to declare.

Acknowledgements

The authors would like to thank the Deanship of Scientific Research at Umm Al-Qura University for supporting this work by Grant Code: (23UQU4331139DSR001).

References

- 1 M. Alshaaer, M. Shqair, H. G. Abdelwahed, K. Abuhasel and M. Z. Toro, Stabilization of heavy oil fly ash (HFO) for construction and environmental purposes, *Int. J. Appl. Eng. Res.*, 2017, **12**(4), 488–497.
- 2 Y. M. Hsieh, and M. S. Tsai, An investigation of the characteristics of unburned carbon in oil fly ash, in *Environmental Challenges and Greenhouse Gas Control for Fossil Fuel Utilization in the 21st Century*, ed. M. M. Maroto-Valer, C. Song and Y. Soong, Springer, Boston, MA, 2002, pp. 387–401, DOI: [10.1007/978-1-4615-0773-4_27](https://doi.org/10.1007/978-1-4615-0773-4_27).
- 3 S. Salehin, A. S. Aburizaiza and M. A. Barakat, Recycling of residual oil fly ash: Synthesis and characterization of activated carbon by physical activation methods for heavy metals adsorption, *Int. J. Environ. Res.*, 2015, **9**(4), 1201–1210, DOI: [10.22059/IJER.2015.1010](https://doi.org/10.22059/IJER.2015.1010).
- 4 J. Liu, Recovery of vanadium and nickel from oil fly ash, Master thesis, Memorial University of Newfoundland, 2017.
- 5 E. Tatar, G. M. Csiky, V. G. Mihucz and G. Zaray, Investigation of adverse health effects of residual oil fly ash emitted from a heavy-oil-fuelled Hungarian power plant, *Microchem. J.*, 2005, **79**, 263–269, DOI: [10.1016/j.microc.2004.10.021](https://doi.org/10.1016/j.microc.2004.10.021).
- 6 A. M. Hameed, An eco-friendly ultrasound-assisted deep eutectic solvent-based liquid–phase microextraction method for enrichment and quantification of nickel in environmental samples, *J. Umm Al-Qura Univ. Appl. Sci.*, 2022, **8**, 57–68, DOI: [10.1007/s43994-022-00009-2](https://doi.org/10.1007/s43994-022-00009-2).
- 7 J.-C. Lee, E.-Y. K. Kurniawan, K. W. Chung, R. Kim and H.-S. Jeon, A review on the metallurgical recycling of vanadium from slags: towards a sustainable vanadium production, *J. Mater. Res. Technol.*, 2021, **12**, 343–364, DOI: [10.1016/j.jmrt.2021.02.065](https://doi.org/10.1016/j.jmrt.2021.02.065).
- 8 M. Z. Mubarak and L. I. Hanif, Cobalt and nickel separation in nitric acid solution by solvent extraction using Cyanex 272 and Versatic 10, *Proc. Chem.*, 2016, **19**, 743–750, DOI: [10.1016/j.proche.2016.03.079](https://doi.org/10.1016/j.proche.2016.03.079).
- 9 A. Mofarrah and T. Husain, Use of heavy oil fly ash as a color ingredient in cement mortar, *Int. J. Concr. Struct. Mater.*, 2013, **7**, 11–117, DOI: [10.1007/s40069-013-0042-3](https://doi.org/10.1007/s40069-013-0042-3).
- 10 Z. Aslam, I. A. Hussein, R. A. Shawabkeh, M. A. Parves, W. Ahmad and Ihsanullah, Adsorption kinetics and modeling of H_2S by treated waste oil fly ash, *J. Air Waste Manag. Assoc.*, 2019, **69**(2), 246–257, DOI: [10.1080/10962247.2018.1536004](https://doi.org/10.1080/10962247.2018.1536004).
- 11 J. Stas, A. Dahdouh and O. Al-chayah, Recovery of vanadium, nickel and molybdenum from fly ash of heavy oil-fired electrical power station, *Chem. Eng.*, 2007, **51**(2), 67–70, DOI: [10.3311/pp.ch.2007-2.11](https://doi.org/10.3311/pp.ch.2007-2.11).



- 12 M. V. Tsygankova, V. I. Bukin, E. I. Lysakova, A. G. Smirnova and A. M. Reznik, The recovery of vanadium from ash obtained during the combustion of fuel oil at thermal power stations, *Russ. J. Non-Ferrous Metals*, 2011, 52(1), 19–23, DOI: [10.3103/S1067821211010251](https://doi.org/10.3103/S1067821211010251).
- 13 R. R. Moskalyk and A. M. Alfantazi, Processing of vanadium: a review, *Miner. Eng.*, 2003, 6(9), 793–805, DOI: [10.1016/S0892-6875\(03\)00213-9](https://doi.org/10.1016/S0892-6875(03)00213-9).
- 14 A. Nasimifar and J. Mehrabani, A review on the extraction of vanadium pentoxide from primary, secondary, and co-product sources, *Int. J. Min. Geol. Eng.*, 2022, 56(4), 361–382, DOI: [10.22059/ijmge.2022.319012.594893](https://doi.org/10.22059/ijmge.2022.319012.594893).
- 15 M. Petranikova, A. H. Tkaczyk, A. Bart, A. Amato, V. Lapkovskis and C. Tunsu, Vanadium sustainability in the context of innovative recycling and sourcing development, *Waste Manag.*, 2020, 113, 521–544, DOI: [10.1016/j.wasman.2020.04.007](https://doi.org/10.1016/j.wasman.2020.04.007).
- 16 L. da Silva Lima, M. Quartier, A. Buchmayr, D. Sanjuan-Delmás, H. Laget, D. Corbisier and J. Dewulf, Life cycle assessment of lithium-ion batteries and vanadium redox flow batteries-based renewable energy storage systems, *Sustain. Energy Technol. Assessments*, 2021, 46, 101286, DOI: [10.1016/j.seta.2021.101286](https://doi.org/10.1016/j.seta.2021.101286).
- 17 G. J. Simandl and S. Paradis, Vanadium as a critical material: economic geology with emphasis on market and the main deposit types, *Appl. Earth Sci.*, 2022, 131(4), 218–236, DOI: [10.1080/25726838.2022.2102883](https://doi.org/10.1080/25726838.2022.2102883).
- 18 T. Alamro, Assessment of Compression Ignition Engine's Performance and Emissive Attributes Powered with Hybrid Biofuels, *J. Umm Al-Qura Univ. Eng. Archit.*, 2021, 12(2), 1–6.
- 19 A. Mofarrah and T. Husain, Evaluation of environmental pollution and possible management options of heavy oil fly ash, *J. Mater. Cycles Waste Manag.*, 2013, 15, 73–81, DOI: [10.1007/s10163-012-0090-9](https://doi.org/10.1007/s10163-012-0090-9).
- 20 M. H. Al-Malack, A. A. Bukhari, O. S. Al-Amoudi, H. H. Al-Muhanna and T. H. Zaidi, Characteristics of fly ash produced at power and water desalination plants firing fuel oil, *Int. J. Environ. Res.*, 2013, 7(2), 455–466, DOI: [10.22059/ijer.2013.624](https://doi.org/10.22059/ijer.2013.624).
- 21 E. P. Shevko, S. B. Bortnikova, N. A. Abrosimova, V. S. Kamenetsky, S. P. Bortnikova, G. L. Panin and M. Zelenski, *Trace elements and minerals in fumarolic sulfur: the case of Ebeko Volcano*, Kuriles, Geofluids, 2018, p. 4586363, DOI: [10.1155/2018/4586363](https://doi.org/10.1155/2018/4586363).
- 22 J.-L. Mukaba, C. P. Eze, O. Perea and L. F. Petrik, Rare Earths' Recovery from phosphogypsum: An overview on direct and indirect leaching techniques, *Minerals*, 2021, 11(10), 1051, DOI: [10.3390/min11101051](https://doi.org/10.3390/min11101051).
- 23 E. Sahlin and B. Magnusson, Survey analysis and chemical characterization of solid inhomogeneous samples using a general homogenization procedure including acid digestion, drying, grinding and briquetting together with X-ray fluorescence, *Talanta*, 2012, 97, 63–72, DOI: [10.1016/j.talanta.2012.03.063](https://doi.org/10.1016/j.talanta.2012.03.063).
- 24 A. Saydut, Microwave acid digestion for the determination of metals in subbituminous coal bottom ash by ICP-OES, *Energy Explor. Exploit.*, 2010, 28(2), 105–115, DOI: [10.1260/0144-5987.28.2.105](https://doi.org/10.1260/0144-5987.28.2.105).
- 25 S. Goren, Heavy metal analysis and stabilization of medical waste incineration ash, *Asian J. Chem.*, 2011, 23(8), 3569–3575.
- 26 A. Aburizaiza, Sequential leaching of vanadium from heavy fuel oil fly ash generated from Saudi Arabia thermal power plants, *Curr. J. Appl. Sci. Tech.*, 2019, 32(4), 1–17, DOI: [10.9734/CJAST/2019/46032](https://doi.org/10.9734/CJAST/2019/46032).
- 27 R. Navarro, J. Guzman, I. Saucedo, J. Revilla and E. Guibal, Vanadium recovery from oil fly ash by leaching, precipitation and solvent extraction processes, *Waste Manag.*, 2007, 27(3), 425–438, DOI: [10.1016/j.wasman.2006.02.002](https://doi.org/10.1016/j.wasman.2006.02.002).
- 28 S. L. Tsai and M. S. Tsai, A study of the extraction of vanadium and nickel in oil-fired fly ash, *Resour. Conserv. Recycl.*, 1998, 22(3–4), 63–176, DOI: [10.1016/S0921-3449\(98\)00007-X](https://doi.org/10.1016/S0921-3449(98)00007-X).
- 29 K. Furuya, Y. Kato, T. Kikuchi and Y. Gohshi, State analysis of sulfur in coal and coal fly ash by double-crystal X-ray fluorescence spectrometry, *Mikrochim. Acta*, 1983, 80, 263–270, DOI: [10.1007/BF01213120](https://doi.org/10.1007/BF01213120).
- 30 J. Wilcox, B. Wang, E. Rupp, R. Taggart, H. Hsu-Kim, M. L. S. Oliveira, C. M. N. L. Cutruneo, S. Taffarel, L. F. O. Silva, S. D. Hopps, G. A. Thomas and J. C. Hower, Observations and assessment of fly ashes from high-sulfur bituminous coals and blends of high-sulfur bituminous and subbituminous coals: environmental processes recorded at the macro- and nanometer scale, *Energy Fuels*, 2015, 29(11), 7168–7177, DOI: [10.1021/acs.energyfuels.5b02033](https://doi.org/10.1021/acs.energyfuels.5b02033).
- 31 H. Tokuyama, S. Nii, F. Kawaizumi and K. Takahashi, Process development for recovery of vanadium and nickel from heavy oil fly ash by leaching and ion exchange, *Separ. Sci. Technol.*, 2003, 38(6), 1329–1344, DOI: [10.1081/SS-120018812](https://doi.org/10.1081/SS-120018812).
- 32 A. S. Meawad, D. Y. Bojinova and Y. G. Pelovski, An overview of metals recovery from thermal power plant solid wastes, *Waste Manag.*, 2010, 30, 2548–2559, DOI: [10.1016/j.wasman.2010.07.010](https://doi.org/10.1016/j.wasman.2010.07.010).
- 33 K. Binnemans and T. Jones, Methanesulfonic acid (MSA) in hydrometallurgy, *J. Sustain. Metall.*, 2022, DOI: [10.1007/s40831-022-00641-6](https://doi.org/10.1007/s40831-022-00641-6).
- 34 A. M. Amer, Processing of Egyptian boiler-ash for extraction of vanadium and nickel, *Waste Manag.*, 2002, 22, 515–520, DOI: [10.1016/S0956-053X\(02\)00008-9](https://doi.org/10.1016/S0956-053X(02)00008-9).
- 35 S. P. Barik, K. H. Park and C. W. Nam, Process development for recovery of vanadium and nickel from an industrial solid waste by a leaching solvent extraction technique, *J. Environ. Manag.*, 2014, 146, 22e28, DOI: [10.1016/j.jenvman.2014.06.032](https://doi.org/10.1016/j.jenvman.2014.06.032).
- 36 A. Akcil, F. Vegliò, F. Ferella, M. D. Okudan and A. Tuncuk, A review of metal recovery from spent petroleum catalysts and ash, *Waste Manag.*, 2015, 45, 420–430, DOI: [10.1016/j.wasman.2015.07.007](https://doi.org/10.1016/j.wasman.2015.07.007).
- 37 E. Nazari, F. Rashchi, M. Saba and S. M. J. Mirazimi, Simultaneous recovery of vanadium and nickel from



- power plant fly ash: optimization of parameters using response surface methodology, *Waste Manag.*, 2014, **34**, 2687–2696, DOI: [10.1016/j.wasman.2014.08.021](https://doi.org/10.1016/j.wasman.2014.08.021).
- 38 S. Vitolo, M. Seggiani, S. Filippi and C. Brocchini, Recovery of vanadium from heavy oil and orimulsion fly ashes, *Hydrometallurgy*, 2000, **57**(2), 141–149, DOI: [10.1016/S0304-386X\(00\)00099-2](https://doi.org/10.1016/S0304-386X(00)00099-2).
- 39 S. Liu, W. Xue and L. Wang, Extraction of the rare element vanadium from vanadium-containing materials by chlorination method: a critical rReview, *Metals*, 2021, **11**(8), 1301, DOI: [10.3390/met11081301](https://doi.org/10.3390/met11081301).
- 40 S. Vitolo, M. Seggiani and F. Falaschi, Recovery of vanadium from a previously burned heavy oil fly ash, *Hydrometallurgy*, 2001, **62**(3), 145–150, DOI: [10.1016/S0304-386X\(01\)00193-1](https://doi.org/10.1016/S0304-386X(01)00193-1).
- 41 M. S. Khalafalla, W. M. Abdellah, H. A. A. Khoziem and A. A. M. Abd El-Hamid, Ecological treatment of El Kriymat boiler ash for recovering vanadium, nickel and zinc from sulfate leach liquor, *J. Mater. Cycles Waste Manag.*, 2023, **25**, 441–455, DOI: [10.1007/s10163-022-01550-2](https://doi.org/10.1007/s10163-022-01550-2).
- 42 K. Binnemans and P. T. Jones, Solvometallurgy: an emerging branch of extractive metallurgy, *J. Sustain. Metall.*, 2017, **3**, 570–600, DOI: [10.1007/s40831-017-0128-2](https://doi.org/10.1007/s40831-017-0128-2).
- 43 A. R. Weshahy, A. A. Gouda, B. M. Atia, A. K. Sakr, J. S. Al-Otaibi, A. Almuqrin, M. Y. Hanfi, M. I. Sayyed, R. El Sheikh, H. A. Radwan, F. S. Hassen and M. A. Gado, Efficient recovery of rare earth elements and zinc from spent Ni-metal hydride batteries: statistical studies, *Nanomaterials*, 2022, **12**(13), 2305, DOI: [10.3390/nano12132305](https://doi.org/10.3390/nano12132305).
- 44 A. Bakkar and V. Neubert, Recycling of cupola furnace dust: extraction and electrodeposition of zinc in deep eutectic solvents, *J. Alloys Compd.*, 2019, **771**, 424–432, DOI: [10.1016/j.jallcom.2018.08.246](https://doi.org/10.1016/j.jallcom.2018.08.246).
- 45 A. Bakkar, Electrochemical synthesis of silicon and gallium arsenide photovoltaic thin films: a critical review and a novel approach, *Mat. Sci. Forum*, 2020, **1008**, 84–96, DOI: [10.4028/www.scientific.net/msf.1008.84](https://doi.org/10.4028/www.scientific.net/msf.1008.84).
- 46 G. Rahimi, S. O. Rastegar, F. R. Chianeha and T. Gu, Ultrasound-assisted leaching of vanadium from fly ash using lemon juice organic acids, *RSC Adv.*, 2020, **10**, 1685–1696, DOI: [10.1039/C9RA09325G](https://doi.org/10.1039/C9RA09325G).
- 47 E. Howsawi, S. Harb and A. Bakkar, Opportunities for recycling of heavy oil fly ash (HOFA) generated in power stations, *IEEEES 13*, 2022, pp. 271–275, ISBN: 978-603-8183-80-9.
- 48 M. A. H. Al-Zuhairi, Vanadium extraction from residual of fired crude oil in power plants, *Iraqi J. Mech. Mater. Eng.*, 2014, **14**(4), 423–431. <https://www.iasj.net/iasj/article/98371>.
- 49 M. Hakimi, P. T. Kiani, M. Alikhani, N. Feizi, A. M. Bajestani and P. Alimard, Reducing environmental pollution of fuel fly ash by extraction and removal vanadium pentoxide, *Solid Fuel Chem.*, 2020, **54**(5), 337–342, DOI: [10.3103/S0361521920050055](https://doi.org/10.3103/S0361521920050055).
- 50 S. Akita, T. Maeda and H. Takeuchi, Recovery of vanadium and nickel in fly ash from heavy oil, *J. Chem. Technol. Biotechnol.*, 1995, **62**(4), 345–350, DOI: [10.1002/jctb.280620406](https://doi.org/10.1002/jctb.280620406).
- 51 M. A. Al-Ghouti, Y. S. Al-Degs, A. Gharir, H. Koury and M. Ziedan, Extraction and separation of vanadium and nickel from fly ash produced in heavy fuel power plants, *Chem. Eng. J.*, 2011, **173**, 191–197, DOI: [10.1016/j.cej.2011.07.080](https://doi.org/10.1016/j.cej.2011.07.080).
- 52 M. Jung and B. Mishra, Vanadium recovery from oil fly ash by carbon removal and roast-leach process, *JOM*, 2018, **70**, 168–172, DOI: [10.1007/s11837-017-2653-7](https://doi.org/10.1007/s11837-017-2653-7).
- 53 M. Jung and B. Mishra, Vanadium recovery method, US10486983B2, 2019.
- 54 A. H. Ibrahim, X. Lyu, B. M. Atia, M. A. Gado and A. B. ElDeep, Phase transformation mechanism of boiler ash roasted with sodium salt for vanadium extraction, *J. Mater. Cycles Waste Manag.*, 2023, **25**, 86–102, DOI: [10.1007/s10163-022-01512-8](https://doi.org/10.1007/s10163-022-01512-8).
- 55 H. Jammulamadaka and S. V. Pisupati, A critical review of extraction methods for vanadium from petcoke ash, *Fuels*, 2023, **4**(1), 58–74, DOI: [10.3390/fuels4010005](https://doi.org/10.3390/fuels4010005).
- 56 M. S. Farahani, S. Yaghmaei, S. M. Mousavi and F. Amiri, Bioleaching of heavy metals from a petroleum spent catalyst using *Acidithiobacillus thiooxidans* in a slurry bubble column bioreactor, *Sep. Purif. Technol.*, 2014, **132**, 41–49, DOI: [10.1016/j.seppur.2014.04.039](https://doi.org/10.1016/j.seppur.2014.04.039).
- 57 V. A. Snegirev and T. M. Sabirova, State-of-the-art and problems of bioleaching of metals from ash-and-slag wastes, *Metallurgist*, 2021, **65**, 794–807, DOI: [10.1007/s11015-021-01217-7](https://doi.org/10.1007/s11015-021-01217-7).
- 58 M. Gavrilescu, Microbial recovery of critical metals from secondary sources, *Bioresour. Technol.*, 2022, **344**(Part A), 126208, DOI: [10.1016/j.biortech.2021.126208](https://doi.org/10.1016/j.biortech.2021.126208).
- 59 M. M. Koutb, E. A. Hassan, F. M. Morsy and M. M. K. Bagy, Optimization of keratinase production by keratinolytic fungus *Chrysosporium tropicum* and its potentiality in biodegradation of chicken feathers, *J. Umm Al-Qura Univ. Appl. Sci.*, 2022, DOI: [10.1007/s43994-022-00020-7](https://doi.org/10.1007/s43994-022-00020-7).
- 60 S. O. Rastegar, S. M. Mousavi and S. A. Shojaosadati, Bioleaching of an oil-fired residual: process optimization and nanostructure NaV6O15 synthesis from the bioleachate, *RSC Adv.*, 2015, **5**(51), 41088–41097, DOI: [10.1039/C5RA00128E](https://doi.org/10.1039/C5RA00128E).
- 61 D. Wei, T. Liu, Y. Zhang, Z. Cai, J. He and C. Xu, Vanadium Bioleaching Behavior by *Acidithiobacillus ferrooxidans* from a Vanadium-Bearing Shale, *Minerals*, 2018, **8**(1), 24, DOI: [10.3390/min8010024](https://doi.org/10.3390/min8010024).
- 62 P. Rasoulnia, S. M. Mousavi, S. O. Rastegar and H. Azargoshasb, Fungal leaching of valuable metals from a power plant residual ash using *Penicillium simplicissimum*: Evaluation of thermal pretreatment and different bioleaching methods, *Waste Manag.*, 2016, **52**, 309–317, DOI: [10.1016/j.wasman.2016.04.004](https://doi.org/10.1016/j.wasman.2016.04.004).
- 63 P. Rasoulnia and S. M. Mousavi, V and Ni recovery from a vanadium-rich power plant residual ash using acid producing fungi: *Aspergillus niger* and *Penicillium simplicissimum*, *RSC Adv.*, 2016, **6**(11), 9139–9151, DOI: [10.1039/C5RA24870A](https://doi.org/10.1039/C5RA24870A).



- 64 H. A. Seddiek, Y. M. Shetaia, K. F. Mahmoud, I. E. El-Aassy and S. S. Hussien, Biorecovery of Egyptian fly ash using *Cladosporium cladosporioides*, *Ann. Biol.*, 2021, **37**(1), 18–22.
- 65 F. Liu, P. Ning, H. Cao, Z. Li and Y. Zhang, Solubilities of NH_4VO_3 in the $\text{NH}_3\text{-NH}_4^+\text{-SO}_4^{2-}\text{-Cl-H}_2\text{O}$ system and modeling by the bromley–zemaitis equation, *J. Chemical Eng. Data*, **58**(5), 1321–1328, DOI: [10.1021/je4000873](https://doi.org/10.1021/je4000873).
- 66 F. Hu, W. Jiang, Y. Dong, X. Lai, L. Xiao and X. Wu, Synthesis and electrochemical performance of $\text{NaV}_6\text{O}_{15}$ microflowers for lithium and sodium ion batteries, *RSC Adv.*, 2017, **7**, 29481–29488, DOI: [10.1039/C7RA04388K](https://doi.org/10.1039/C7RA04388K).
- 67 R. Li, C. Guan, X. Bian, X. Yu and F. Hu, $\text{NaV}_6\text{O}_{15}$ microflowers as a stable cathode material for high-performance aqueous zinc-ion batteries, *RSC Adv.*, 2020, **10**(12), 6807–6813, DOI: [10.1039/D0RA00365D](https://doi.org/10.1039/D0RA00365D).
- 68 Y. Ran, P. Hong, J. Ren, B. Wang, M. Xiao, Y. Chen, X. Xiao and Y. Wang, $\text{V}_2\text{O}_5/\text{NaV}_6\text{O}_{15}$ nanocomposites synthesized by molten salt method as a high-performance cathode material for aqueous zinc-ion batteries, *Nanotechnology*, 2022, **33**(11), 115402, DOI: [10.1088/1361-6528/ac3fe1](https://doi.org/10.1088/1361-6528/ac3fe1).
- 69 M. Seggiani, S. Vitolo and S. D'Antone, Recovery of nickel from Orimulsion fly ash by iminodiacetic acid chelating resin, *Hydrometallurgy*, 2006, **81**(1), 9–14, DOI: [10.1016/j.hydromet.2005.09.005](https://doi.org/10.1016/j.hydromet.2005.09.005).
- 70 B. Robotin, A. Ispas, V. Coman, A. Bund and P. Ilea, Nickel recovery from electronic waste II Electrodeposition of Ni and Ni-Fe alloys from diluted sulfate solutions, *Waste Manag.*, 2013, **33**(11), 2381–2389, DOI: [10.1016/j.wasman.2013.06.001](https://doi.org/10.1016/j.wasman.2013.06.001).
- 71 L. Zeng, G. Zhang, L. Xiao, and Z. Cao, Direct solvent extraction of nickel from sulfuric acid leach solutions of low grade and complicated nickel resources using a novel extractant of HBL110, in *Rare Metal Technology*, ed. S. Alam, H. Kim, N. R. Neelameggham, T. Ouchi and H. Oosterhof, Springer, 2016, pp. 47–53, DOI: [10.1007/978-3-319-48135-7_5](https://doi.org/10.1007/978-3-319-48135-7_5).
- 72 G. A. DiBari, Nickel plating, *Met. Finish.*, 1999, **97**(1), 289–290, DOI: [10.1016/S0026-0576\(00\)83085-8](https://doi.org/10.1016/S0026-0576(00)83085-8).
- 73 E. Kuzeci, R. Kammel and S. K. Gogia, Electrowinning of nickel from aqueous sulphate bath in the presence of metallic and LIX64N impurities, *Mineral Process. Extract. Metall. Rev.*, 1992, **10**(1), 57–69, DOI: [10.1080/08827509208914075](https://doi.org/10.1080/08827509208914075).
- 74 F. K. Crundwell, M. S. Moats, V. Ramachandran, T. G. Robinson, and W. G. Davenport, Electrowinning of nickel from purified nickel solutions, in *Extractive Metallurgy of Nickel, Cobalt and Platinum Group Metals*, ed. K. F. Crundwell, M. S. Moats, V. Ramachandran, T. G. Robinson and W. G. Davenport, Elsevier, 2011, pp. 327–345, ISBN 9780080968094, DOI: [10.1016/B978-0-08-096809-4.10026-7](https://doi.org/10.1016/B978-0-08-096809-4.10026-7).
- 75 Z. T. Althagafi, J. T. Althakafy, B. A. Al Jahdaly and M. I. Awad, Differential electroanalysis of dopamine in the presence of a large excess of ascorbic acid at a nickel oxide nanoparticle-modified glassy carbon electrode, *J. Sensors*, 2020, 8873930, DOI: [10.1155/2020/8873930](https://doi.org/10.1155/2020/8873930).
- 76 M. Próchniak and M. Grdeń, Electrochemical deposition of nickel from aqueous electrolytic baths prepared by dissolution of metallic powder, *J. Solid State Electrochem.*, 2022, **26**, 431–447, DOI: [10.1007/s10008-021-05084-9](https://doi.org/10.1007/s10008-021-05084-9).
- 77 H. Chen and L. Wang, Posttreatment Strategies for Biomass Conversion, in *Technologies for Biochemical Conversion of Biomass*, ed. H. Chen and L. Wang, Academic Press, 2017, pp. 97–217, DOI: [10.1016/B978-0-12-802417-1.00008-9](https://doi.org/10.1016/B978-0-12-802417-1.00008-9).
- 78 I. R. Rodrigues, C. Deferm, K. Binnemans and S. Riaño, Separation of cobalt and nickel via solvent extraction with Cyanex-272: batch experiments and comparison of mixer-settlers and an agitated column as contactors for continuous counter-current extraction, *Sep. Purif. Technol.*, 2022, **296**, 121326, DOI: [10.1016/j.seppur.2022.121326](https://doi.org/10.1016/j.seppur.2022.121326).
- 79 S. M. S. Iqbal, Review on kinetic studies of α -hydroxy acids (glycolic, mandelic, citric, tartaric and malic) and some other organic compounds with water soluble nano particles of colloidal MnO_2 in absence and presence of non-ionic surfactant (TX-100), *J. Umm Al-Qura Univ. Appl. Sci.*, 2022, **8**, 79–84, DOI: [10.1007/s43994-022-00015-4](https://doi.org/10.1007/s43994-022-00015-4).
- 80 J. H. Zhang, W. Zhang, L. Zhang and S. G. Gu, A Critical review of technology for Selective recovery of Vanadium from leaching solution in V_2O_5 production, *Solvent Extr. Ion Exch.*, 2014, **32**, 221–248, DOI: [10.1080/07366299.2013.877753](https://doi.org/10.1080/07366299.2013.877753).
- 81 L. D. Kurbatova, O. V. Koryakova, M. S. Valova and I. N. Ganebnykh, The Peculiarities of extraction of vanadium(V) by aminophenols from sulfuric acid solutions, *J. Solution Chem.*, 2021, **50**, 823–832, DOI: [10.1007/s10953-021-01089-0](https://doi.org/10.1007/s10953-021-01089-0).
- 82 H. Mahandra, R. Singh and B. Gupta, Recovery of vanadium (V) from synthetic and real leach solutions of spent catalyst by solvent extraction using Cyphos IL 104, *Hydrometallurgy*, 2020, **196**, 105405, DOI: [10.1016/j.hydromet.2020.105405](https://doi.org/10.1016/j.hydromet.2020.105405).
- 83 J. He, W. Tao and G. Dong, Study on extraction performance of vanadium (V) from aqueous solution by octyl-imidazole ionic liquids extractants, *Metals*, 2022, **12**(5), 854, DOI: [10.3390/met12050854](https://doi.org/10.3390/met12050854).
- 84 L. Zeng and C. Y. Cheng, A literature review of the recovery of molybdenum and vanadium from spent hydrodesulphurisation catalysts: Part I: Metallurgical processes, *Hydrometallurgy*, 2009, **98**(1–2), 1–9, DOI: [10.1016/j.hydromet.2009.03.010](https://doi.org/10.1016/j.hydromet.2009.03.010).
- 85 Y.-h. Liu, C. Yang, P.-y. Li and S.-q. Li, A new process of extracting vanadium from stone coal, *Int. J. Miner., Metall. Mater.*, 2010, **17**(4), 381–388, DOI: [10.1007/s12613-010-0330-8](https://doi.org/10.1007/s12613-010-0330-8).
- 86 M. Noori, F. Rashchi, A. Babakhani and E. Vahidi, Selective recovery and separation of nickel and vanadium in sulfate media using mixtures of D2EHPA and Cyanex 272, *Sep. Purif. Technol.*, 2014, **136**, 265–273, DOI: [10.1016/j.seppur.2014.08.038](https://doi.org/10.1016/j.seppur.2014.08.038).
- 87 Y. Tang, G. Ye, H. Zhang, X. Kang, S. Zhu and X. Liang, Solvent extraction of vanadium with D2EHPA from aqueous leachate of stone coal after low-temperature sulfation roasting, *Colloids Surf. A Physicochem. Eng. Asp.*, 2022, **650**, 129584, DOI: [10.1016/j.colsurfa.2022.129584](https://doi.org/10.1016/j.colsurfa.2022.129584).



- 88 H. Peng, J. Guo, B. Li and H. Huang, Vanadium properties, toxicity, mineral sources and extraction methods: a review, *Environ. Chem. Lett.*, 2022, **20**, 1249–1263, DOI: [10.1007/s10311-021-01380-y](https://doi.org/10.1007/s10311-021-01380-y).
- 89 C. Yu, S. Bao, Y. Zhang and B. Chen, Separation and adsorption of V(V) from vanadium-containing solution by TOMAC-impregnated resins, *Chem. Eng. Res. Des.*, 2021, **174**, 405–413, DOI: [10.1016/j.cherd.2021.08.019](https://doi.org/10.1016/j.cherd.2021.08.019).
- 90 F. Veglio, R. Quaresima, P. Fornari and S. Ubaldini, Recovery of valuable metals from electronic and galvanic industrial wastes by leaching and electrowinning, *Waste Manag.*, 2003, **23**, 245–252, DOI: [10.1016/S0956-053X\(02\)00157-5](https://doi.org/10.1016/S0956-053X(02)00157-5).
- 91 X. Liu, J. Zeng, H. Yang, K. Zhou and D. Pan, V₂O₅-Based nanomaterials: synthesis and their applications, *RSC Adv.*, 2018, **8**(8), 4014–4031, DOI: [10.1039/C7RA12523B](https://doi.org/10.1039/C7RA12523B).
- 92 S. Siriroj, J. Padchagri, A. Montreeuppathum, J. Lomon, N. Chanlek, Y. Poo-arporn, P. Songsiririthigul, S. Rujirawat and P. Kidkhunthod, Enhancement of V₂O₅ Li-ion cathode stability by Ni/Co doped Li-borate-based glass, *RSC Adv.*, 2022, **12**(40), 26111–26115, DOI: [10.1039/D2RA04353J](https://doi.org/10.1039/D2RA04353J).
- 93 S. I. Basha, A. Aziz, M. Maslehuddin, S. Ahmad, A. S. Hakeem and M. Mizanur Rahman, Characterization, processing, and application of heavy fuel oil ash, an industrial waste material – A Review, *Chem. Rec.*, 2020, **20**, 1568–1595, DOI: [10.1002/tcr.202000100](https://doi.org/10.1002/tcr.202000100).
- 94 Y. Li, F. Duan, S. Yang, Q. Deng, S. Liu and C. Peng, Design and synthesis of hierarchical NiO/Ni₃V₂O₈ nanoplatelet arrays with enhanced lithium storage properties, *RSC Adv.*, 2019, **9**(67), 39536–39544, DOI: [10.1039/C9RA08252B](https://doi.org/10.1039/C9RA08252B).
- 95 M. A. M. Ahssi, M. A. Erden, M. Acarer and H. Çuğ, The effect of nickel on the microstructure, mechanical properties and corrosion properties of niobium–vanadium microalloyed powder metallurgy steels, *Materials*, 2020, **13**, 4021, DOI: [10.3390/ma13184021](https://doi.org/10.3390/ma13184021).
- 96 B.-g. Liu, J.-h. Peng, R.-d. Wan, L.-b. Zhang, S. h. Guo and S.-m. Zhang, Optimization of preparing V₂O₅ by calcination from ammonium metavanadate using response surface methodology, *Trans. Nonferrous Metals Soc. China*, 2011, **21**(3), 673–678, DOI: [10.1016/S1003-6326\(11\)60764-4](https://doi.org/10.1016/S1003-6326(11)60764-4).
- 97 Y. Chen, Q. Feng, Y. Shao, G. Zhang, L. Ou and Y. Lu, Investigations on the extraction of molybdenum and vanadium from ammonia leaching residue of spent catalyst, *Int. J. Mineral Proc.*, 2006, **79**(1), 42–48, DOI: [10.1016/j.minpro.2005.11.009](https://doi.org/10.1016/j.minpro.2005.11.009).
- 98 M. Du, Q. Li and H. Pang, Oxalate-derived porous prismatic nickel/nickel oxide nanocomposites toward lithium-ion battery, *J. Colloid Interface Sci.*, 2020, **580**, 614–622, DOI: [10.1016/j.jcis.2020.07.009](https://doi.org/10.1016/j.jcis.2020.07.009).
- 99 S. Rakshit, S. Chall, S. S. Mati, A. Roychowdhury, S. P. Moulik and S. C. Bhattacharya, Morphology control of nickel oxalate by soft chemistry and conversion to nickel oxide for application in photocatalysis, *RSC Adv.*, 2013, **3**(17), 6106–6116, DOI: [10.1039/C3RA21978J](https://doi.org/10.1039/C3RA21978J).
- 100 A. A. Goma, A. Abdelkader, S. A. Halawy and M. A. Mohamed, Preparation and characterization of nanocrystalline NiO by the thermal decomposition of oxalate salt for the dehydrogenation of 2-butanol to methyl ethyl ketone, *Aswan Univ. J. Env. Studies*, 2(3), 178–189, DOI: [10.21608/aujes.2021.77260.1025](https://doi.org/10.21608/aujes.2021.77260.1025).
- 101 D. G. Arsher, Thermodynamic properties of import to environmental processes and remediation. II. Previous thermodynamic property values for nickel and some of its compounds, *J. Phys. Chem. Ref. Data*, 1999, **28**(5), 1485–1507, DOI: [10.1063/1.556044](https://doi.org/10.1063/1.556044).
- 102 M. Javanmardi, R. Emadi and H. Ashrafi, Synthesis of nickel aluminate nanoceramic compound from aluminum and nickel carbonate by mechanical alloying with subsequent annealing, *Trans. Nonferrous Metals Soc. China*, 2016, **26**(11), 2910–2915, DOI: [10.1016/S1003-6326\(16\)64420-5](https://doi.org/10.1016/S1003-6326(16)64420-5).

