


Cite this: *RSC Adv.*, 2023, 13, 15024

Electro-organic green synthesis of dicyano-2-(2-oxoindolin-3-ylidene) malononitriles using molecular iodine as catalyst†

Neetu Verma,^a Vinay Kumar Mishra,^b Sundaram Singh,^a Manisha Malviya^{*a} and Ram Sagar^{id *bc}

The first electrochemical molecular iodine promoted, domino reactions for the green synthesis of biologically relevant dicyano 2-(2-oxoindolin-3-ylidene) malononitriles (11 examples, up to 94% yield) from readily available isatin derivatives, malononitrile, and iodine at room temperature have been presented. This synthesis method showed tolerance towards various EDG and EWG and was completed in a short reaction time at the constant low current density of 5 mA cm⁻² in the low redox potential range of -0.14 to 0.07 V. The present study exhibited by-product-free formation, easy operation, and product isolation. In particular the formation of a C=C bond was observed at room temperature with a high atom economy. Furthermore, in the present study, the electrochemical behavior of dicyano 2-(2-oxoindolin-3-ylidene) malononitrile derivatives using a cyclic voltammetry (CV) technique in 0.1 M NaClO₄ in acetonitrile solution was studied. All the chosen substituted isatin exhibited well-defined diffusion-controlled quasi-reversible redox peaks except 5-substituted derivatives. This synthesis could serve as an alternative strategy to synthesize other biologically important oxoindolin-3-ylidene malononitrile derivatives.

Received 1st April 2023
Accepted 9th May 2023

DOI: 10.1039/d3ra02152a

rsc.li/rsc-advances

The dicyano derivative of 2-(2-oxoindolin-3-ylidene) malononitrile, or isatylidene malononitrile, is an interesting Michael acceptor used to construct potential bio-active molecules. Because of the unique structural features and interesting biological properties of 2-(2-oxoindolin-3-ylidene) malononitrile, the design of new strategies for constructing this scaffold has attracted considerable interest. General interest in synthesizing isatylidene malononitrile-based structures comes not only from their structural properties and biological applications¹⁻⁴ but also from their electrochemical properties. Many researchers have reported a two or three-component reaction to synthesize isatylidene malononitriles as an intermediate. Isatylidene malononitriles have been prepared by many researchers^{5,6} using different techniques. Among these, the most common methods for the synthesis of 2-(2-oxoindolin-3-ylidene) malononitriles are the condensation of isatins with malononitriles in the presence of a catalyst, such as a piperidine acetate,⁷ DBU, Al₂O₃, N(CH₂CH₂OH)₃, chitosan.^{6,8,9} Recently, microwave

irradiation^{10,11} and iodine¹² at elevated temperature have also been applied for the synthesis of isatylidene malononitriles.

In the last few years, molecular iodine has emerged as a powerful catalyst in various organic transformations as it is mild, soluble in common organic solvents, non-toxic, cost-effective, non-hazardous, and environmentally benign catalyst for the synthesis of a variety of heterocyclic compounds.¹³ It also constitutes an alternative to transition metal catalysis. Its mild Lewis acidity and halogen bond activation favor the catalytic properties. Generally, organic synthesis reactions reported in the presence of molecular iodine occurs at room temperatures (25 °C).¹⁴ However, most of these procedures have significant drawbacks such as long reaction times, low yields, harsh reaction conditions, tedious workup, and environmentally toxic or expensive reagents *etc.* Thus, there is still a need to develop a simple and general protocol for condensing isatin with malononitrile. Until now, molecular iodine catalyzed transformations were carried out in conventional as well as under microwave and ultrasound irradiation only for such types of transformations. We are disclosing here the first report, to the best of my knowledge, on use of molecular iodine in the electro-organic synthesis of the dicyano derivative of 2-(2-oxoindolin-3-ylidene) malononitrile. Electro-organic synthesis is considered a clean and efficient synthetic methodology.^{15,16} Molecular iodine is the exciting and essential catalyst of the present electro-organic synthesis. Using electron as a reagent, the

^aDepartment of Chemistry, IIT (Banaras Hindu University), Varanasi 221005, India. E-mail: manisha.apc@itbhu.ac.in

^bDepartment of Chemistry, Institute of Science, Banaras Hindu University, Varanasi 221005, India. E-mail: ram.sagar@jnu.ac.in

^cGlycochemistry Laboratory, School of Physical Sciences, Jawaharlal Nehru University, New Delhi 110067, India

† Electronic supplementary information (ESI) available. See DOI: <https://doi.org/10.1039/d3ra02152a>


following benefits were observed: the number of steps reduced, cleaner reaction mixtures, easier isolation of product, and pollution caused by the use of chemicals decreased significantly. Summary of previous strategies for the synthesis of dicyano 2(2-oxoindolin-3-ylidene) malononitrile derivatives using various methods with shortcomings of the methods *viz.* use of metallic catalyst,¹⁷ temperature¹² and access of only few derivatives^{18,19} their comparison with present green electro-organic synthesis catalysed with iodine are presented in Scheme 1.

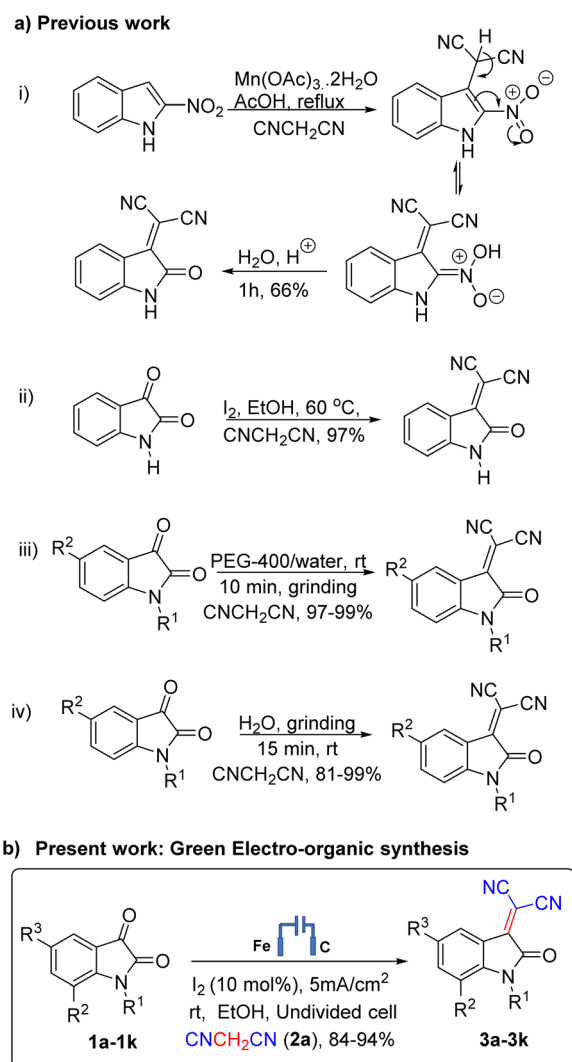
In the present work, after screening the various reaction conditions (Tables S1–S3, ESI†), we herein reporting a three-component reaction using isatin **1a** (1.0 mmol), malononitrile **2a** (1.0 mmol), and iodine (10 mol%) in ethanol (20 mL) to furnish the desired isatylidene malononitrile **3a** in 94% isolated yield. The electrochemical synthesis was carried out in an undivided cell equipped with carbon cloth (2 cm²) as an anode and iron (2 cm²) as cathode at room temperature under a constant current density of 5 mA cm^{−2}. The progress of the

reaction was monitored by TLC using a hexane/ethyl acetate (1 : 1, v/v) solvent mixture. Initially, we selected isatin **1a** and malononitrile **2a** as the model starting materials to optimize the reaction. The use of 1.0 equivalent of **1a**, **2a** and I₂ (0.1 mmol) was found to be optimal reaction conditions (Table S3, ESI†). The yield got decreased with no change in product was observed when their equivalents were increased or decreased. Subsequently, the influence of solvents, time of reaction, and applied current density were studied (Tables S1 and S2, ESI†). We have performed electrolysis in various LR grade solvents such as EtOH, MeOH, MeCN, DCM, DMF and H₂O and found that reaction proceeded in all these solvents and was observed to be best in EtOH in terms of yield and reaction time (Table S1, ESI†). The experiment manifested that no product was formed without any solvent, while a low conversion was observed in acetonitrile and dichloromethane (may be due to poor transfer of e[−]) while ethanol enhanced the yield. The reaction with changes in equivalents ratio of substrates **1a** and **2a** along with iodine was also carried out which showed no change in product expect very little variation in yields (Table S3, ESI†). As shown in Table S2 (entries 4, ESI†), applied current density of 5 mA cm^{−2} is optimal to synthesize isatylidene malononitrile derivatives owing to maximum yield. At the same time, lower or higher current densities resulted in decreased yield.

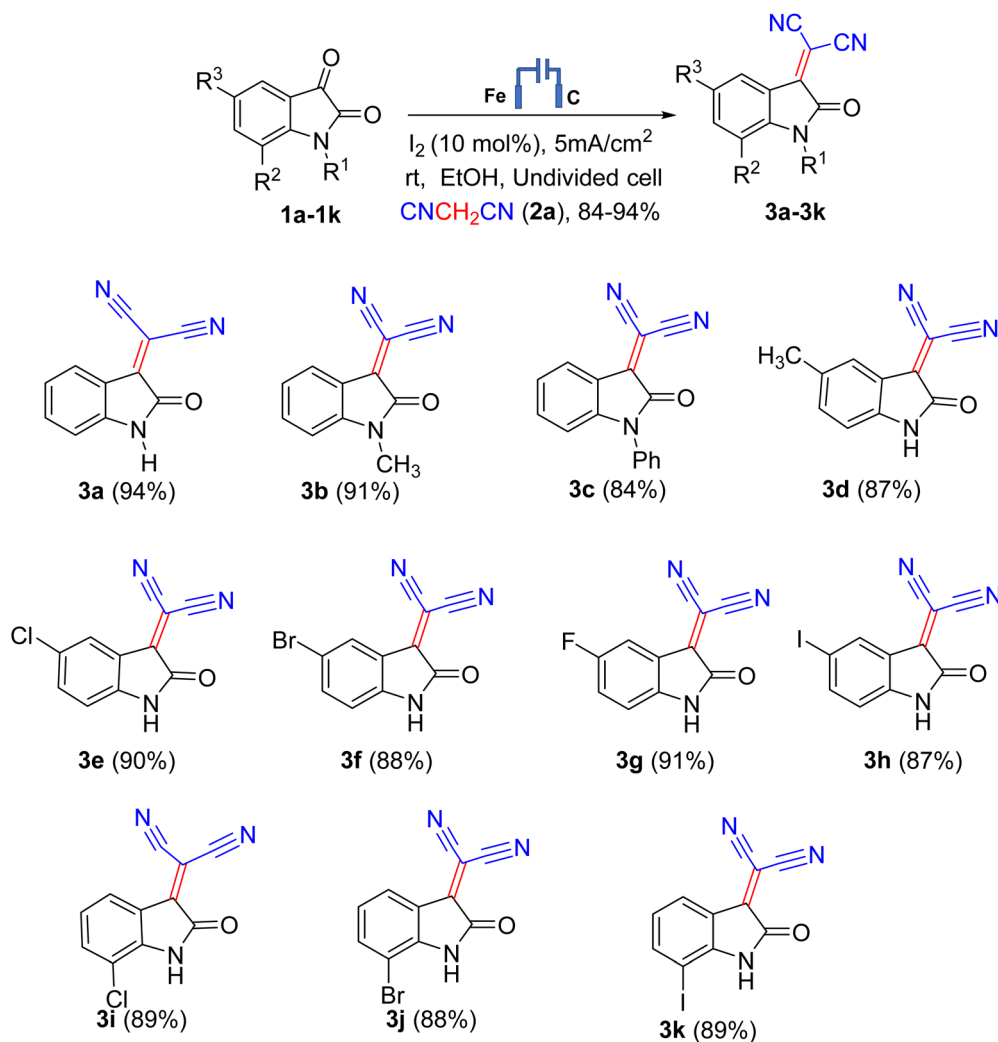
With the optimized electrolysis parameters in hand, we applied the electro-organic synthesis method to a range of substrates to elucidate the reaction's scope (Scheme 2). We were contented to find that reaction works with a wide range of isatin derivatives. We carried out the reaction at room temperature under an air atmosphere and prepared isatylidene malononitrile with electron-donating or electron-neutral, or electron-withdrawing substituents, such as 5-methyl, 5-chloro, 5-bromo, 5-fluoro, 7-chloro, 7-bromo, 7-fluoro, *N*-methyl and *N*-phenyl by Knoevenagel condensation of isatin and malononitrile using I₂ successfully, leading to the corresponding products in good to very good yields (Scheme 2). To our delight, this transformation could be performed under an air atmosphere, affording the targeted products in excellent yields. These results demonstrated that this condensation reaction is relatively easy to handle and practically applicable under electro-organic synthesis conditions. Different substituents on the isatin core were well tolerated and furnished the respective products in very good to excellent yields. Expectedly, an electrical current is necessary for this reaction (Table S2, ESI†).

Open circuit potential (OCP) was measured before applying fixed current density. An open circuit potential is equal to the electrochemical potential of electrode with respect to the electrolyte of the reaction mixture. OCP was observed for different isatin derivatives, as shown in Table 1, in the electro organic synthesis reaction mixture in a potential region of +1 V to −1 V for 6.67 min. In almost all cases, OCP was constant and varying with ±0.001 V in the reaction mixture containing **1b**, **1c**, and **1f**. OCP was recorded for different electron-withdrawing and electron donating substituents at 1, 5, and 7 positions of isatin substrates and shown in Table 1.

Comparative OCP for electro-organic synthesis of a reaction mixture containing (5- and 7-)substituted isatins (1.0 mmol) +



Scheme 1 Strategies for the synthesis of dicyano 2-(2-oxoindolin-3-ylidene) malononitrile derivatives.



Scheme 2 Electro-organic synthesis of dicyano 2-(2-oxoindolin-3-ylidene) malononitriles.

Table 1 OCP data for electro-organic synthesis of isatylidene malononitrile derivatives

Entry	Electrochemical reaction mixture (substrate + I_2 + 2a)	Open circuit potential OCP (in volts)
1	1a	−0.056
2	1b	−0.008
3	1c	0.073
4	1d	−0.011
5	1e	−0.026
6	1f	−0.029
7	1g	0.0053
8	1h	−0.030
9	1i	0.074
10	1j	0.068
11	1k	0.060
12	1a + I_2 + 2a + TEMPO	0.041

iodine (10 mol%) + malononitrile (1.0 mmol) was studied prior to application of applied current density (Fig. 1). The result showed that the 5-methyl derivative has lower OCP as an

electron donating group while 5-substituted $-Br$, $-Cl$, $-F$, and 7- Cl have higher OCP due to electron-withdrawing behaviour. Similar open circuit potential data were presented by Assary *et al.*²⁰ for a broader set of aromatic nitrogen-containing molecules, especially quinoxaline derivatives in ethanol.

OCP of 5-halo substituted isatin was found to be in the following order: **1g** > **1e** > **1f** > **1h**, due to the $-I$ effect, fluoro being highly electron withdrawing. Among alkyl/aryl substituents, the OCP values are in the following order: **1c** > **1b** > **1d**, where there is a $+I$ effect from the conjugation of 5-methyl group.

Thus, electro-organic synthesis was carried out at a constant current density of 5 mA cm^{−2} for different times (~1.5 h to ~3 h), and the progress of the reaction was monitored by TLC using hexane and ethyl acetate (1 : 1) using pre-coated TLC plates (silica gel 60 F254). Loaded TLC plates were visualized in an UV chamber under a wavelength of 254 nm. It is worth mentioning here that, the electron-withdrawing and electron-donating groups are compatible with the electro-organic synthesis, and the desired product was obtained in 91% ± 3% yields. From the experimental data, it



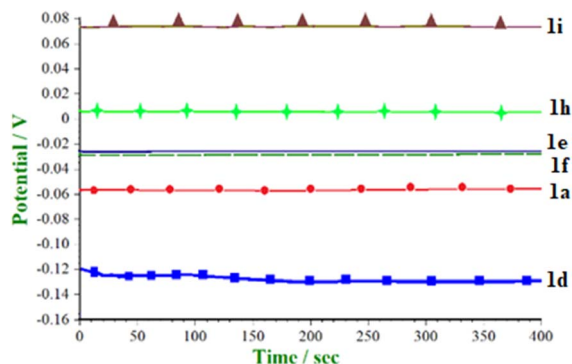


Fig. 1 OCP electro-organic synthesis reaction mixture.

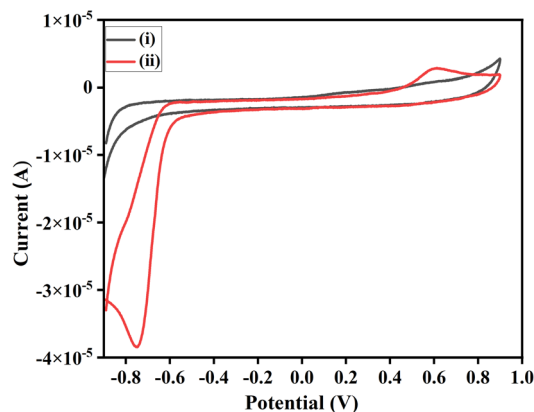


Fig. 3 Cyclic voltammograms: (i) 1a (ii) 3a.

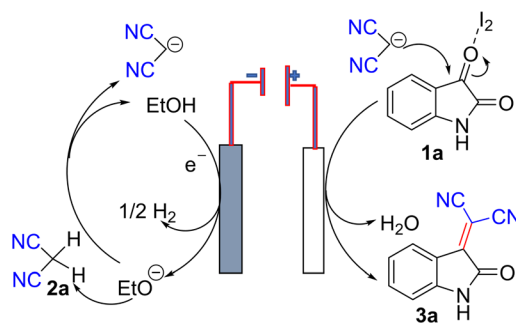
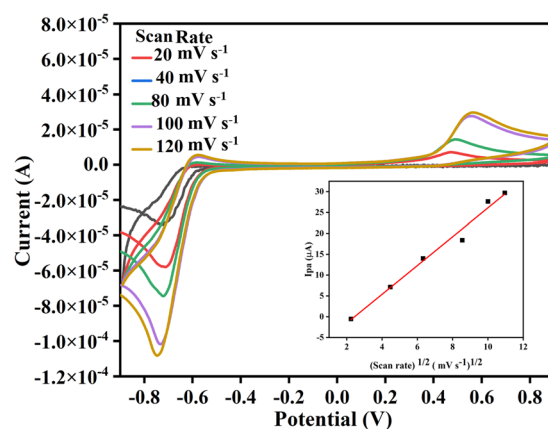


Fig. 2 The postulated reactions at each electrode in the reaction mixture.

Fig. 4 Cyclic voltammograms of 3c at different scan rates. Inset shows the plot for I_{pa} vs. square root of scan rate.

can be inferred that the strong $-I$ effect raised the redox potential for the electro organic synthesis. For example, 5-halo substituted isatin derivatives ($-Cl$, $-Br$, $-I$) show electron releasing behavior and thus have low redox potential. However $-F$ behaves differently because of the strong $-I$ effect and has high redox potential for electro-organic synthesis.²¹ Therefore, the redox potential for synthesis of **3g** is comparatively higher than the electro-organic synthesis of **3e**, **3f**, and **3h** (Table 2).

We were interested to see whether reaction proceeded through free radical intermediate formation or not, therefore a reaction was performed using **1a** and **2a** by adding TEMPO

(free radical scavenger) adopting optimized standard reaction conditions. It was observed that, formation of desired product **3a** (88%) took place (Table 2, entry 12), which confirms there is no radical formation taking place under used reaction conditions. Prior to synthesis, a constant value of OCP was noted as 0.041 V. However, synthesis has initiated at -0.03 V relatively higher reduction potential than that of the standard reaction

Table 2 Data for electro-organic synthesis of isatylidene malononitrile derivatives (**3a–k**)

Entry	(Substrate + I_2 + 2a)	Potential (in volts)	Time (seconds)	Products	Yield (%)
1	1a	(-0.058 to -0.0560)	8.78×10^3	3a	94
2	1b	(-0.11 to -0.09)	6.31×10^3	3b	91
3	1c	(0.058 to 0.050)	1.06×10^4	3c	84
4	1d	(-0.14 to -0.13)	1.06×10^4	3d	87
5	1e	(-0.028 to -0.026)	6.0×10^3	3e	90
6	1f	(-0.030 to -0.026)	1.06×10^4	3f	88
7	1g	(0.004 to 0.087)	7.5×10^3	3g	91
8	1h	(-0.031 to -0.030)	1.05×10^4	3h	87
9	1i	(0.065 to 0.050)	1.00×10^4	3i	89
10	1j	(0.071 to 0.045)	1.04×10^4	3j	88
11	1k	(0.058 to 0.035)	1.05×10^4	3k	89
12	1a + I_2 + 2a + TEMPO	(-0.0315 to 0.0310)	1.01×10^4	3a	88

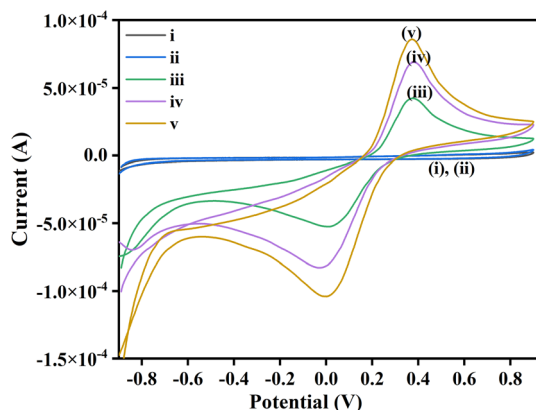
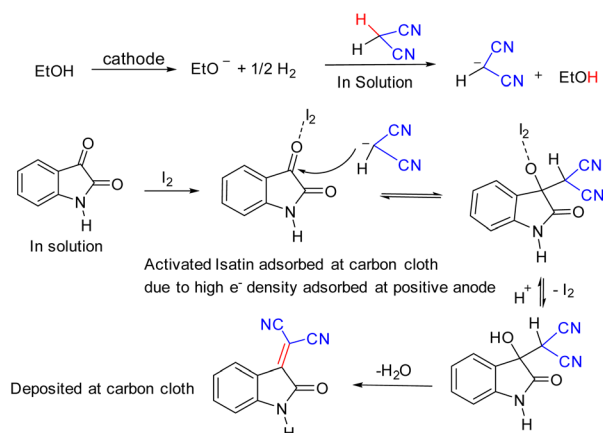


Fig. 5 Cyclic voltammograms in the standard electrolyte: (i) **1a**, (ii) **2a**, (iii) I_2 + **2a**, (iv) I_2 + **1a**, (v) I_2 .



Scheme 3 Plausible mechanism.

mixture and furnished the final product in ~ 2 h 45 min. This rise in reaction time may be due to the presence of TEMPO, which hindered the mass transfer of the reaction mixture at the electrode surface.

Effect of substituents in the synthesis of isatylidene derivatives: the effect of a methyl group can be seen on **3b** and **3d** synthesis in comparison to **3a** synthesis, the methyl group being electron donating, lowers the reduction potential as well as the time of product formation by ~ 50 mV and ~ 25 min during **3b** synthesis. On the other hand, for the synthesis of **3d**, the reduction potential was lowered by 80 mV, and it took ~ 15 min longer to attain the maximum yield. However, synthesis of **3c**, having a $-I$ effect group, was found to raise the potential and reaction time by 100 mV and 32 min longer than **3a**. This may be due to a decrease in electron density owing to the electron-withdrawing tendency of the phenyl group to a greater extent. At the same time, the *N*-methyl group showed decreased redox potential than **3a** since it is present on a non-conjugated, non-aromatic ring and pushes its electron density towards C2, which affects the electrophilicity of C3 and thus lowers the reduction potential and is observed to have enhanced rate of reaction for the synthesis of **3b**.

The introduction of electron donating groups (EDG) at the ring nitrogen increases the electron density and, hence, decreases the electron affinity and reduction potential. It is important to note that, in this electro-organic synthesis, explicit effects of electrolyte, solvent, reagents, concentration, and electrode materials play a significant role in deciding the fate of the reaction. Electron withdrawing groups (EWG) like fluoride, chloride, and phenyl groups have increased the electron affinity and hence increased redox potential for synthesis. For instance, under the present experimental conditions, the OCP of 5-fluoro isatin for the synthesis of **3g** was 0.005 V, which was higher than that of unsubstituted isatin. Similarly, substitution at ring nitrogen with methyl and phenyl groups increases the reduction potential by ~ 1.2 V for the phenyl group. All 7-substituted products showed higher redox potential compared to their 5-substituted derivatives. For example, the synthesis of 7-chloro isatylidene malononitrile was started at ~ 0.07 V, while synthesis of 5-chloro isatylidene malononitrile started at -0.03 V. The reason for the higher redox potential for 7-substituted derivatives can be considered that it is adjacent to the $-CONH-$ group, which is an electron-withdrawing, meta-directing group and deactivated the ring more significantly as compared to 5-substituted derivatives. Generally, isatin bearing EWG gave a better yield within a short reaction time than EDG-substituted isatin. The formation of the **3b** product was faster than the **3c**, keeping **3a** reactivity in between, which may be owed to the $+I$ effect of the methyl group and the steric effect of the phenyl group.²² It was found that when the electrochemical reaction is controlled by the mass transfer step, the electrolysis current density relates to the magnitude of the concentration gradient of the substrate molecule or the intermediate species at the electrode surface and interface.²³

Overall, it was observed that chronopotentiographs of (**3a–h**) have followed similar pattern (Fig. S1, ESI†) and their potential region lies in 0.058 V, 0.004 V, -0.028 V, -0.030 V, -0.031 V, -0.058 V, -0.09 V and -0.14 V in the order as follows: *N*-phenyl $> -F > -Cl > -Br > -I > IS > N$ -methyl $> -CH_3$ with the high yield of **3a** (94%) and **3g** (91%) and others in good yield in the range of 84–90%. The better yield of **3g** can be conferred to the $-I$ effect, which eventually affects the electrophilicity of the $C3=O$. It was observed that the synthesis of **3a**, **3b**, **3e**, and **3g** took relatively lesser time to furnish the final products. Importantly, it was observed that their synthesis got initiated at redox potentials or nearby OCP value.

Electro organic synthesis of **3a** initiated with -0.055 V and raised to -0.059 V within 13 s. This shows that a reductive step follows initial oxidation. Due to the halogen bond activation mode of catalysis by molecular I_2 ,²⁴ wherein I_2 was reduced and further showed a plateau at the constant potential for 30 seconds, representing the transition time for the reaction. It is followed by a continuous reaction reduction process up to -0.061 V for about an initial 1000 s and followed by oxidation at -0.056 V and remains constant throughout the synthesis process. It indicates a more significant reaction and diffusion at the electrode surface.²⁵ Precipitate started to form after 16.67 min and continued to form until the reaction completed. The progress of the reaction was observed by TLC. After



completion of the reaction, the precipitate was washed with ethanol, filtered, and vacuum dried, followed by column chromatography to get pure products. Remarkably, we did not observe any by-products. The crude product can be also recrystallized using ethanol to get pure product. The details of electro-organic synthesis of other compounds **3b–k** are discussed in ESI†.

Cyclic voltammetry (CV) is a powerful and important electrochemical tool commonly used to investigate the reduction and oxidation processes of molecular species. Therefore, CV measurements were carried out (Fig. 3) using a glassy carbon (GCE) ($d = 3$ mm) working electrode, a Pt counter electrode (1 cm²), and a non-aqueous Ag/AgNO₃ (0.1 M AgNO₃ in acetonitrile) as reference electrode, respectively and NaClO₄ (0.1 M) as supporting electrolytes was used. Mechanical treatment of GCE was carried out as follows: polished using Alumina powder (particle size 0.01 μ m) before each experiment, rinsed thoroughly, and cleaned with isopropyl alcohol (IPA). Then GCE was placed in an electrolyte, and various cyclic voltammograms were recorded until a steady state baseline voltammogram was obtained. This procedure ensured very reproducible experimental results. The cyclic voltammogram consists of two segments, *i.e.*, anodic and cathodic (Table S4, ESI†).

All the chosen substituted isatins (**3a–k**) exhibited well-defined diffusion-controlled quasi-reversible redox peaks except 5-substituted derivatives. 5-Substituted derivatives showed a typical irreversible peak with an insignificant reduction in all cases while an oxidation peak for **3g**.²⁶ A study of the effect of scan rate is made to evaluate the mechanism and the feasibility of all product's electrochemical reactions involved at GCE in the electrolytic condition. Fig. 4 shows an exemplary cyclic voltammogram of **3c** where the oxidation and reduction current peaks increase with the increasing scan rate; however, in the case of oxidation, the increase of current is not as significant as for the reduction. For instance, in the case of **3c**, the linear dependence of peak current on the inverse of the square root of the sweep rate. Fig. 4 indicates that the migration of **3c** is proportional to the concentration of the species at the interface and hence it was a diffusion-controlled electrode process.²⁷ The inset shows the Randles–Sevcik plots for product **3c**, where the linear slope signifies the diffusion-controlled reaction. The linearity of the data points with a regression coefficient of *ca.* 0.98 indicates that the relationship is promising.

Cyclic voltammetry of isatin and malononitrile were not showing any peak, and hence redox inactive under the given reaction condition. However, iodine is quite reactive and exhibits quasi-reversible redox peaks. The interaction of I₂ with isatin showed a high current density compared to its interaction with malononitrile. This indicates that I₂ preferably interacts with the C3 position of isatin, being highly electrophilic rather than malononitrile. Moreover, the onset potential of catalysis by I₂ *via* halogen bond activation and with **1a** is lower than that of **2a**, the difference of 0.022 V, which shows that **1a** reacts with I₂ at a faster rate than **2a**. We monitored the anodic and cathodic peak currents, and peak potentials achieved during the interaction of I₂ reacted with **1a** and **2a**. CV was recorded in the potential range of +0.90 V and –0.90 V in an electrolytic solution

(Fig. 5), as mentioned in experimental details (ESI†), both **1a** and **2a** do not exhibit any redox activity. Whereas, when the CV was recorded in the standard electrolytic solution with dissolved I₂ + **1a** and I₂ + **2a**, in the potential range of +0.90 V and –0.90 V, quasi-reversible redox processes were observed for both. However, the peak current for I₂ + **1a** was higher than I₂ + **2a** because with **1a** the exchange of electrons is swift and interaction is more effective due to the involvement of partial negative charge of O-atom and lone pair of I₂. Hence, I₂ is bound with the carbonyl group at the C3-positions of isatin and exhibits a higher peak current. Whereas in the latter case, the exchange of electrons is slower due to subsided electronegativity of the CN group due to the presence of methylene groups; hence interaction is weaker. This concept directs us towards the inference that I₂ comes in contact with isatin at the anode and simultaneously malononitrile generates anion in the electrolytic solution, as shown in the given plausible mechanism (Scheme 3 and Fig. 2).

Based on the above observations and a recent study,²⁴ which supported that I₂ exhibits halogen bonding activation, which is a strong catalytic event, we can propose that, during synthesis, at the cathode, ethoxide ion generated and releases one electron to the cathode and former helps to generate malononitrile anion in solution. At the anode, isatin preferably undergoes a charge transfer reaction with I₂, which helps lower the activation energy for nucleophilic attack and thus facilitates the nucleophilic substitution at C3 position to furnish the product **3a** in excellent isolated yield.

Conclusions

In conclusion we have demonstrated that, molecular iodine catalyzed electro-organic synthesis of dicyano-isatylidene malononitrile derivatives can be achieved in greener way at ambient temperature and cost-effective manner. This methodology can be used for the gram-scale synthesis of dicyano-isatylidene malononitrile derivatives. This finding will be helpful in the electro-organic synthesis of other isatin and indole derivatives which are biologically active compounds, and their synthesis and isolation are tedious. We are also in the process of elucidate further mechanistic details of these types of reactions in order to understand their scope and limitations, which will be disclosed in due course of time.

Conflicts of interest

The authors declare no conflict of interest.

Acknowledgements

NV gratefully acknowledges the IIT BHU for Teaching Assistant fellowship and providing funds to carry out this work. M. Malviya acknowledges the central instrumentation facility centre (CIFC)-IIT BHU for analytical facilities. VKM is thankful to UGC for junior research fellowship. RS thankful to Banaras Hindu University (BHU) and Jawaharlal Nehru University (JNU) for providing Lab Facilities. RS is grateful to Ultra International and



Sanganeria Foundation for supporting lab furniture to Glyco-chemistry laboratory at JNU.

Notes and references

- 1 T. H. Yang, C. I. Lee, W. H. Huang and A. R. Lee, *Molecules*, 2017, **22**, 1.
- 2 Z. Liang, D. Zhang, J. Ai, L. Chen, H. Wang, X. Kong, M. Zheng, H. Liu, C. Luo, M. Geng, H. Jiang and K. Chen, *Bioorg. Med. Chem. Lett.*, 2011, **21**, 3749.
- 3 A.-R. Lee, *J. Cancer Treat. Diagn.*, 2018, **2**, 24.
- 4 S. Rossiter, *Tetrahedron Lett.*, 2002, **43**, 4671.
- 5 S. M. Khalil and A. M. A. Hassaan, *Acta Phys. Pol. A*, 1993, **83**, 477.
- 6 I. A. Abdelhamid, *Synlett*, 2009, **4**, 625–627.
- 7 Y. S. Kayukov, O. V. Kayukova, E. S. Kalyagina, I. N. Bardasov, O. V. Ershov, O. E. Nasakin and V. A. Tafeenko, *Russ. J. Org. Chem.*, 2011, **47**, 392.
- 8 I. A. Abdelhamid, M. H. Mohamed, A. M. Abdelmoniem and S. A. S. Ghozlan, *Tetrahedron*, 2009, **65**, 10069.
- 9 A. Dandia, H. Taneja, R. Gupta and S. Paul, *Synth. Commun.*, 1999, **29**, 2323.
- 10 R. Pandey, D. Singh, N. Thakur and K. K. Raj, *ACS Omega*, 2021, **6**, 13240.
- 11 V. P. Mehtaab and B. Punji, *RSC Adv.*, 2013, **3**, 11957.
- 12 X. J. Yang and Y. S. Zhang, *J. Chem.*, 2013, 543219.
- 13 P. M. Jadhav, A. B. Rode, L. Kótai, R. P. Pawar and S. U. Tekale, *New J. Chem.*, 2021, **45**, 16389.
- 14 C. Monika, S. Ram and P. K. Sharma, *Asian J. Org. Chem.*, 2023, **12**, 111–138.
- 15 M. Yan, Y. Kawamata and P. S. Baran, *Chem. Rev.*, 2017, **117**, 13230–13319.
- 16 T. H. Meyer, I. Choi, C. Tian and L. Ackermann, *Chem*, 2020, **6**, 2484.
- 17 D. A. Androso, T. L. S. Kishbaugh and G. W. Gribble, *Tetrahedron Lett.*, 2008, **49**, 6621.
- 18 I. Azad, T. Khan, R. Ahmad, A. Kamal, A. R. Khan and M. Nasibullah, *J. Mol. Struct.*, 2021, **1228**, 129451.
- 19 D. V. Demchuk, M. N. Elinson and G. I. Nikishin, *Mendeleev Commun.*, 2011, **21**, 224.
- 20 R. S. Assary, F. R. Brushett and L. A. Curtiss, *RSC Adv.*, 2014, **4**, 57442.
- 21 A. M. Ismail, R. F. Radman and N. A. Al-Jallal, *Prog. React. Kinet. Mech.*, 2010, **35**, 281.
- 22 S. R. Waldvogel, *Angew. Chem., Int. Ed.*, 2015, **54**, 9751.
- 23 D. Von Der Heiden, S. Bozkus, M. Klusmann and M. Breugst, *J. Org. Chem.*, 2017, **82**, 4037.
- 24 H. Gerischer and P. Delahay, *Anal. Chim. Acta*, 1958, **18**, 12.
- 25 A. K. Gupta and R. S. Sindal, *J. Chem. Sci.*, 2009, **121**, 347–351.
- 26 E. M. Espinoza, J. A. Clark, J. Soliman, J. B. Derr, M. Morales and V. I. Vullev, *J. Electrochem. Soc.*, 2019, **166**, H3175.
- 27 A. Dandia, K. Arya, M. Sati and R. Sharma, *Heterocycl. Commun.*, 2003, **9**, 415.

