

Cite this: *Chem. Sci.*, 2023, 14, 372

All publication charges for this article have been paid for by the Royal Society of Chemistry

Electrochemical radical-mediated selective C(sp³)-S bond activation†

Yongli Li,†^a Huamin Wang,†^a Zhuning Wang,^a Hesham Alhumade,^{bc} Zhiliang Huang*^a and Aiwen Lei^{id}*^{ab}

Selective C(sp³)-S bond breaking and transformation remains a particularly important, yet challenging goal in synthetic chemistry. Over the past few decades, transition metal-catalyzed cross-coupling reactions through the cleavage of C(sp³)-S bonds provided a powerful platform for the construction of target molecules. In contrast, the selective activation of widespread C(sp³)-S bonds is rarely studied and remains underdeveloped, even under relatively harsh conditions. Herein, a radical-mediated electrochemical strategy capable of selectively activating C(sp³)-S bonds is disclosed, offering an unprecedented method for the synthesis of valuable disulfides from widespread thioethers. Importantly, compared with conventional transition-metal catalyzed C-S bond breaking protocols, this method features mild, catalyst- and oxidant-free reaction conditions, as well excellent chemoselectivity towards C(sp³)-S bonds. Preliminary mechanistic studies reveal that sulfur radical species are involved in the reaction pathway and play an essential role in controlling the site-selectivity.

Received 4th October 2022

Accepted 5th December 2022

DOI: 10.1039/d2sc05507d

rsc.li/chemical-science

Sulfur-containing compounds are not only widely found in natural products, pharmaceuticals, fragrances and agrochemicals, but are also important precursors and intermediates in synthetic chemistry.¹ Therefore, the chemical reactions of these valuable compounds through carbon-sulfur (C-S) bond activation would have a broadly beneficial impact on both synthetic and medicinal chemistry. Thus, the past several decades have witnessed the study of an array of transition-metal catalysts for C-S bond activation and transformation *via* oxidative addition (Scheme 1a).^{2,3} Although numerous significant advances have been made in this research area, there are still some limitations:^{2d} (1) the oxidative addition to C-S bonds generally requires elevated temperature; (2) the resulting metal-sulfur bond is stable, and therefore, a compatible nucleophilic reagent should be used to facilitate the following transmetalation step and establish a catalytic cycle; (3) since oxidative addition of the C(sp²)-S bond is often more kinetically favorable than that of the C(sp³)-S bond, transition-metal catalyzed C-S bond transformation reactions are normally chemoselective to the C(sp²)-S bonds. In contrast, the selective activation of widespread C(sp³)-

S bonds is rarely studied and remains underdeveloped, even under relatively harsh conditions. In particular, precise activation and transformation of one of the two C(sp³)-S bonds of unsymmetrical dialkyl thioethers is greatly challenging, as both

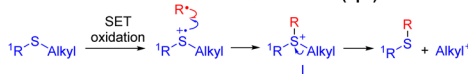
a) Classical methods for C-S bond activation: transition metal catalysis



- Transition metal catalysis such as [Ni], [Pd], [Cu], [Fe], [Rh], etc.
- Selective C(sp²)-S bond activation
- C(sp³)-S bond activation is problematic

b) Our proposal:

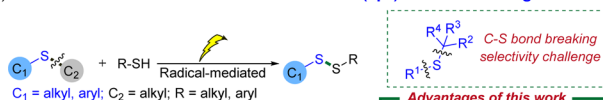
Electrochemical radical-mediated formal C(sp³)-S bond activation



Challenges for C(sp³)-S bond breaking

- Regio- and chemoselectivity
- Catalyst- and oxidant-free conditions
- C(sp³)-S or C(sp²)-S bonds cleavage
- Mild reaction condition

c) This work: chemoselective electrochemical C(sp³)-S bond breaking



Selectivity of the C-S bond breaking

- ✓ for C(sp³): C(primary)-S > C(secondary)-S > C(tertiary)-S
- ✓ C(sp³)-S > C(sp²)-S

Advantages of this work

- High chemoselectivity
- C(sp³)-S bond activation
- Catalyst- and oxidant-free condition
- Mild reaction conditions

^aCollege of Chemistry and Molecular Sciences, The Institute for Advanced Studies (IAS), Wuhan University, Wuhan, 430072, Hubei, P. R. China. E-mail: aiwenlei@whu.edu.cn; zhuang@whu.edu.cn

^bChemical and Materials Engineering Department, Faculty of Engineering, King Abdulaziz University, Jeddah 21589, Saudi Arabia

^cK. A. CARE Energy Research and Innovation Center, King Abdulaziz University, Jeddah 21589, Saudi Arabia

† Electronic supplementary information (ESI) available. See DOI: <https://doi.org/10.1039/d2sc05507d>

‡ These authors contributed equally to this work.

Scheme 1 (a) Transition-metal catalyzed C-S bond activation; (b) Schematic showing a radical-mediated strategy for C-S bond activation; (c) electrochemical selective C(sp³)-S bond activation in this work.



C(sp³)-S bonds are very similar.^{2d} Hence, it is significant and meaningful to develop novel methods for selective C(sp³)-S bond cleavage and transformation, especially under mild reaction conditions.

Radical reactions have attracted extensive attention in the last few decades, particularly, along with the development of numerous modern techniques, including photocatalysis⁴ and electrocatalysis,⁵ that enable the generation of radicals in a controlled fashion. More often than not, radicals are highly reactive species, which can induce the cleavage of chemical bonds *via* radical hydrogen abstraction, radical substitution reactions and so on.⁶ Meanwhile, as unstable intermediates, pairs of radicals also have a tendency to react with each other. Given these well-known properties of radicals, we envisaged a radical-mediated formal C(sp³)-S bond activation strategy for the chemoselective conversion of unsymmetrical aryl alkyl or dialkyl thioethers (Scheme 1b). First, the starting thioether undergoes one-electron oxidation to form a transient radical cation. According to the persistent radical effect,⁷ the resulting sulfur-centered radical cation is able to couple with a persistent radical ([•]R) and form the key intermediate **I**. Thereafter, the original C(sp³)-S bond of thioether is activated, which could finally be cleaved through a heterolytic process.

Organic electrochemistry provides powerful tools to address many challenges in synthetic chemistry.⁵ Notably, it is one of the most straightforward and practical means to produce radical species by using electrons as traceless “reagents” in a sustainable manner. Herein, the electrochemical technique was employed to investigate our proposal of radical-mediated formal C(sp³)-S bond activation. In this transformation, thiyl radicals were found to be effective to mediate the C-S bond activation of thioether to afford valuable unsymmetrical disulfides (Scheme 1c). Various C(sp³)-S bonds could be smoothly cleaved in a highly chemoselective manner under mild conditions: (1) As for the aryl alkyl thioethers, C(sp³)-S bonds rather than C(sp²)-S bonds were selectively cleaved; (2) With regard to dialkyl thioethers, C(primary)-S bonds took precedence over C(secondary)-S bonds for the desired activation, while C(secondary)-S bonds were more favorable than C(tertiary)-S bonds during the cleavage process.

On the basis of the above proposal, thiol was employed as a persistent radical precursor, since the resulting thiyl radical could be reversibly converted to disulfide under electrochemical conditions.⁸ In this regard, *sec*-butyl methyl thioether (**1a**) and 4-chlorothiophenol (**2a**) were initially used as reaction partners to examine the electrochemical protocol. Following extensive screening, we were pleased to discover that the desired product (**3g**) was produced in 79% yield with the use of CH₃COOH as an additive, ⁿBu₄NPF₆ as the electrolyte, carbon rode as the anode, platinum as the cathode, at 25 mA and in an air atmosphere (Table 1, entry 1). 4-Chlorothiophenol (**2a**) was almost completely consumed in the reaction system (Table 1, entry 1). Changing electrolytes as well as their amounts had little effect on the yields (Table 1, entries 2–4). Similarly, the yield had a slight fluctuation when we altered the amount of CH₃COOH (Table 1, entries 5–7). Further screening demonstrated that the transformation took place smoothly with several electrode

Table 1 Reaction conditions: carbon rod anode, Pt plate (15 mm × 15 mm × 0.3 mm) cathode, constant current (25 mA), thioether (**1a**, 3 equiv.), thiol (**2a**, 0.6 mmol), ⁿBu₄NPF₆ (20 mol%), CH₃COOH (1.8 equiv.), and 37 °C, in CH₃CN/CH₃OH/DMF (10/1/2, 13 mL) in air for 12 h, and in an undivided cell, H¹ NMR yields were determined with dibromomethane (CH₂Br₂) as the internal standard

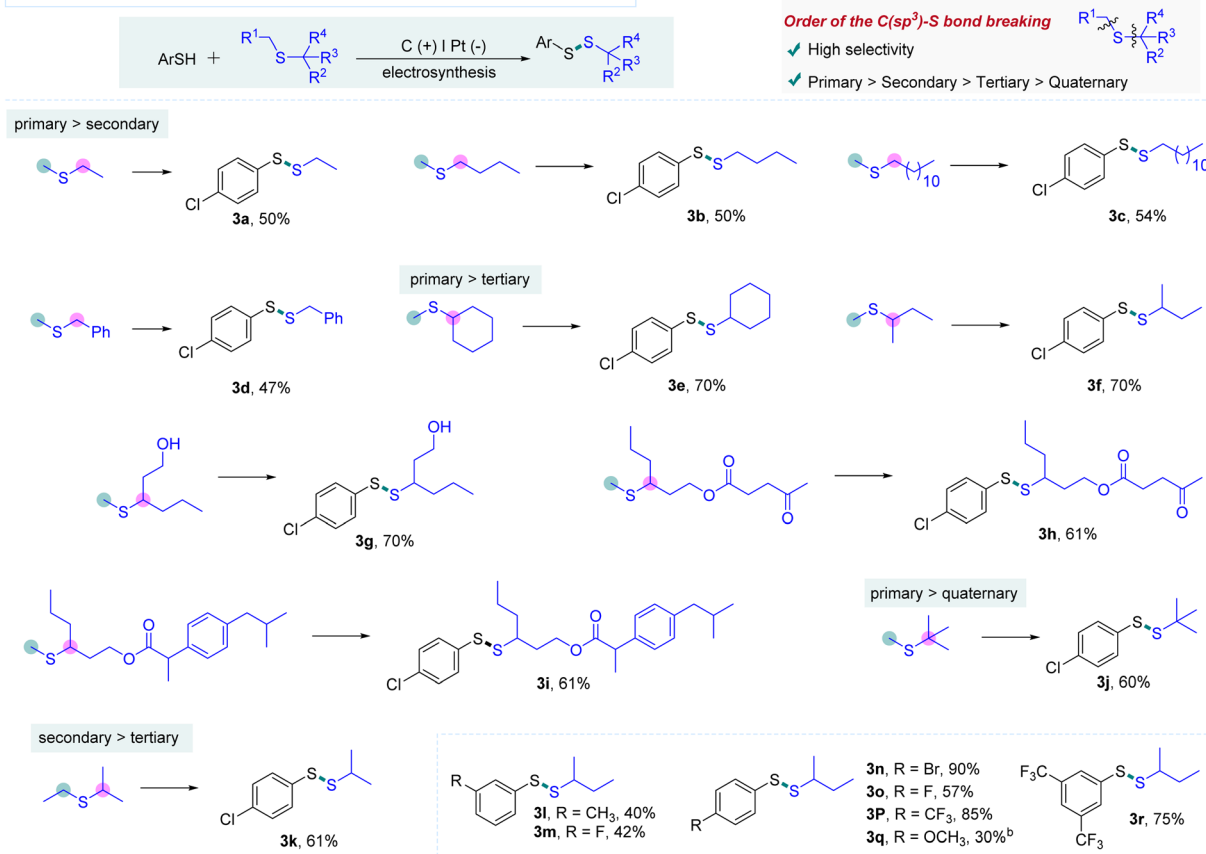
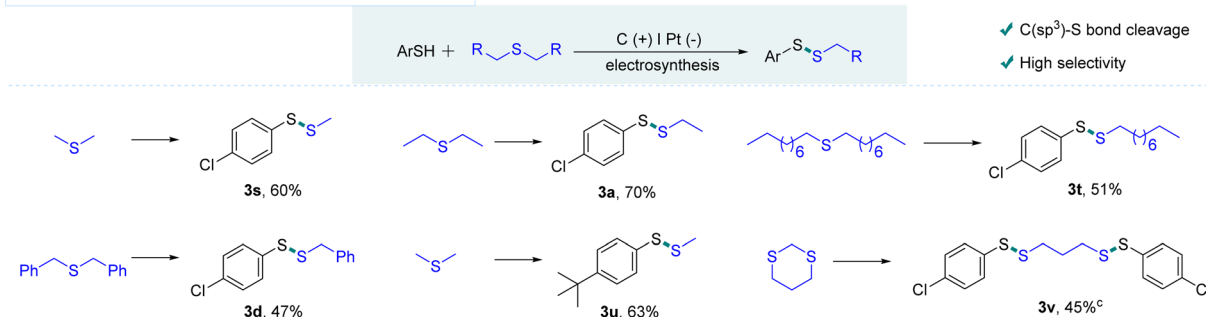
Entry	Variation from the standard conditions	Yields (%)
1	None	79 (70) ^a
2	ⁿ Bu ₄ NBF ₄ (20%)	62
3	ⁿ Bu ₄ NClO ₄ (20%)	74
4	ⁿ Bu ₄ NBF ₄ (40%)	69
5	Without CH ₃ COOH	40
6	CH ₃ COOH(2 equiv.)	63
7	CH ₃ COOH(1.6 equiv.)	73
8	C(+) C(-)	57
9	Pt(+) Pt(-)	78
10	C(+) Ni(-)	56
11	N ₂ instead of air	78
12	25 °C	71
13	50 °C	69

^a Isolated yield in parentheses.

materials, producing the desired product in similar yields (Table 1, entries 8–10). A high yield was obtained when the reaction was carried out under a N₂ atmosphere (Table 1, entry 11). Moreover, slightly lower yields were observed at 25 °C and 50 °C (Table 1, entries 12 and 13). Note that unsymmetrical disulfides are important compounds across many fields of chemistry, which encourages the development of numerous methods for their synthesis.⁹

With the optimum conditions in hand, we evaluated the scope of this electrochemical C(sp³)-S bond cleavage. As can be seen in Scheme 2, this electrochemical protocol was able to chemoselectively cleave one of the two similar C(sp³)-S bonds involved in unsymmetrical dialkyl thioethers. Moreover, we found that the C(primary)-S bond is more reactive than C(secondary)-S bonds. For example, the S-Me bonds of methyl alkyl thioethers were precisely cleaved to form the target products (**3a–3d**). In addition, highly selective cleavage of C(primary)-S bonds rather than C(tertiary)-S bonds was observed using this protocol (**3e–3i**). It is worth mentioning that unprotected alcohol was well tolerated in this transformation (**3g**). Dialkyl thioethers containing levulinic acid and ibuprofen moieties reacted smoothly with *sec*-butyl methyl thioether (**1a**), providing desired products in 61% yields (**3h** and **3i**). Similarly, the C(primary)-S bond instead of the C(quaternary)-S bond was chopped, when *tert*-butyl methyl thioether was employed as the substrate (**3j**). Furthermore, product **3k** was obtained in high selectivity, demonstrating that the cleavage of the C(secondary)-S bond is more favored than the cleavage of the C(tertiary)-S bond. Additionally, halogen and CF₃ groups were also investigated, offering various disulfides with moderate to good yields (**3m–3p** and **3r**). Since electron-rich thiophenols are easily oxidized and decomposed at the anode,



Comparison of C-S bond cleavage of unsymmetrical alkyl thioethers^aC-S bond cleavage of symmetrical alkyl thioethers^a

Scheme 2 Substrate scope of chemoselective electrochemical C-S bond activation. ^a Reaction conditions: Carbon rod anode, Pt plate (15 mm × 15 mm × 0.3 mm) cathode, constant current (25 mA), thiols (0.6 mmol), thioethers (3 equiv.), ⁿBu₄NPF₆ (0.2 equiv.), CH₃COOH (1.8 equiv.), and 37 °C, in CH₃CN/CH₃OH/DMF (10/1/2, 13 mL) in air for 12 h, and in an undivided cell, isolated yields; ^b 4-methoxydiphenyl disulfide as the substrate; ^c 1,3-dithiane (1.8 mmol) and **2a** (1.2 mmol).

lower yields were observed (**3l** and **3q**). Unfortunately, amine and nitro groups were not compatible with this protocol (For details, see the ESI†). Herein, this electrochemical strategy offers high chemoselectivity for C(sp³)-S bond activation of unsymmetrical dialkyl thioethers, which is difficult to be achieved by the previous methods.

We next turned our attention to symmetric alkyl-sulfur-alkyl compounds (Scheme 2). Delightfully, thiomethylation could be smoothly achieved with dimethyl disulfide as the substrate under the standard conditions, offering compound **3s** in 60%

yield. Thus, this electrochemical protocol provides an efficient route for thiomethylation, which is regarded as a challenging issue in organic synthesis.^{9a} Additionally, other symmetrical chain alkyl thioethers were tested. Dipropyl and dinonyl thioethers were also well tolerated (**3a** and **3t**). It is worth mentioning that dibenzyl thioether was amenable to this protocol, offering the desired product through the cleavage of the C(benzyl)-S bond (**3d**). Interestingly, 1,3-dithiane could be smoothly converted to the ring-opening product **3v** through the cleavage of two C-S bonds.

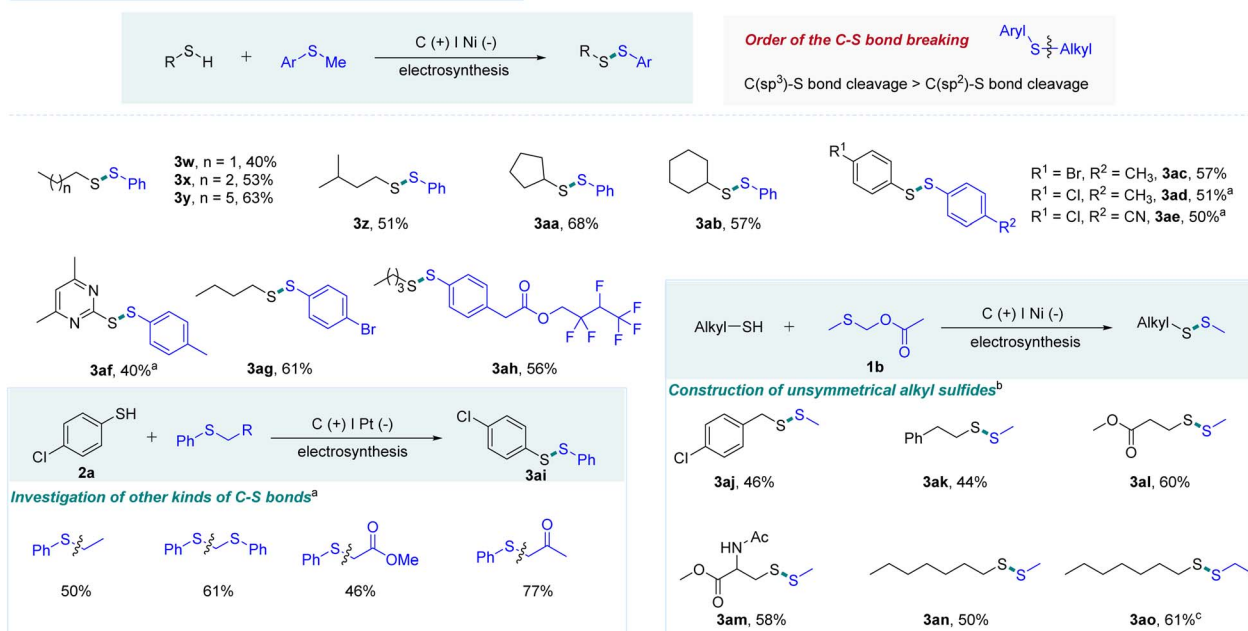


In order to investigate the utility of this electrochemical method, thioethers involving both C(sp²)-S and C(sp³)-S bonds were evaluated. Contrary to transition metal catalysis, C(sp³)-S bonds instead of C(sp²)-S bonds were selectively cleaved, as shown in Scheme 3. A series of alkyl mercaptans worked well with phenylmethyl thioether, providing the corresponding products in moderate yields (**3w-3ab**). In addition, a variety of aryl thiophenols and heterocyclic thiophenol were suitable to react with aryl methyl thioethers, selectively offering unsymmetrical aryl disulfides in moderate yields (**3ac-3af**). The thioether containing a hexafluorobutyl group could also generate the target product (**3ah**) in 56% yield. Pleasingly, other kinds of C(alkyl)-S bonds were also examined, selectively forming the corresponding product **3ai** through the cleavage of C(sp³)-S bonds. These results further reveal the good chemoselectivity of this strategy. Notably, thiomethylation reactions are challenging in synthetic chemistry.^{9a} By using our protocol, methylthiomethyl acetate (**1b**) was used as a substrate to examine thiomethylation. As shown in Scheme 3, a series of alkyl mercaptans reacted smoothly with **1b** to generate the thiomethylation products (**3aj-3an**). Encouragingly, cysteine derivative could be transformed into target product (**3am**) in 58% yield.

To provide mechanistic detail, cyclic voltammograms were recorded and the results are illustrated in Scheme 4a. An oxidation peak of 4-chlorothiophenol (**2a**) in the mixed solvent (DMF/CH₃CN/CH₃OH) was detected at 1.27 V and 1.87 V. Additionally, oxidation peaks of *sec*-butyl methyl thioether (**1a**)

could also be observed at about 1.73 V. These results revealed that **2a** was first oxidized to bis(4-chlorophenyl) disulfide (**2aa**) at the anode. Further investigation found that bis(4-chlorophenyl) disulfide could be oxidized at 1.82 V. And it could be reduced at the cathode, and its reduction peak was detected at -1.52 V. Moreover, the radical trapping experiment was carried out. A sulfur radical from 4-chlorothiophenol (**2a**) was trapped by TEMPO (2,2,6,6-tetramethylpiperidine-1-oxyl) and the reaction was completely suppressed (Scheme 4b). Additionally, this electrochemical process was monitored by F¹⁹ NMR experiments (Scheme 4c). The results suggest that disulfide formed from thiol is likely to be the intermediate of this protocol (Scheme 4c). To further probe details of this transformation, intermediate experiments were also performed. As shown in Scheme 4d, bis(4-chlorophenyl) disulfide (**2aa**) reacted smoothly with dimethyl thioether (**1c**) to offer the desired product (**3s**) in 40% yield, which also suggested that **2aa** might be the intermediate. Furthermore, **1b** could be observed during the reaction by GC-MS. And according to our previous work,^{1c} this compound (**1b**) is likely to be an intermediate in this system. Hence, **1b** was used as a substrate to react with **2a**, which offered compound (**3s**) in 45% yield and this result supported our hypothesis (Scheme 4d). Subsequently, a control experiment was performed and detected by GC-MS (Scheme 4e). In addition to the desired product (**3d**), another compound (**1e**) was also detected by GC-MS after the reaction, which was a by-product of the departing part (Scheme 4e, for details, see the ESI†).

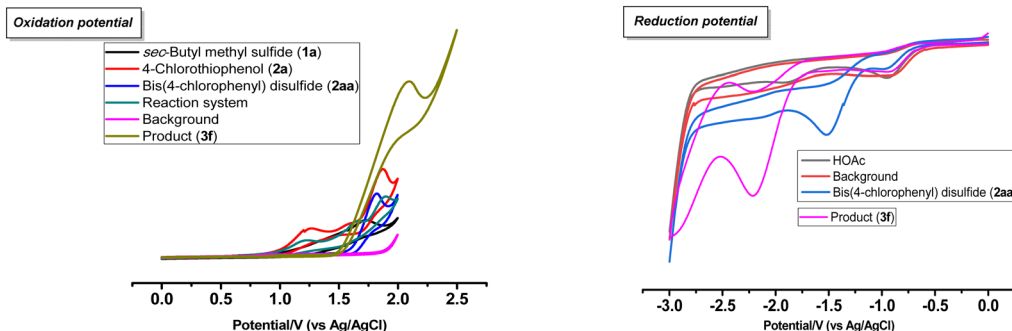
Comparison of C-S bond cleavage of aryl-alkyl thioethers



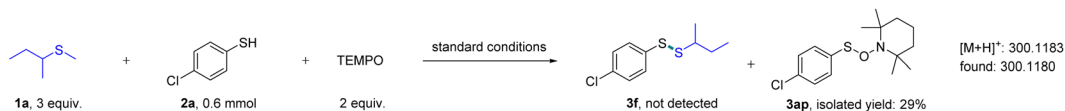
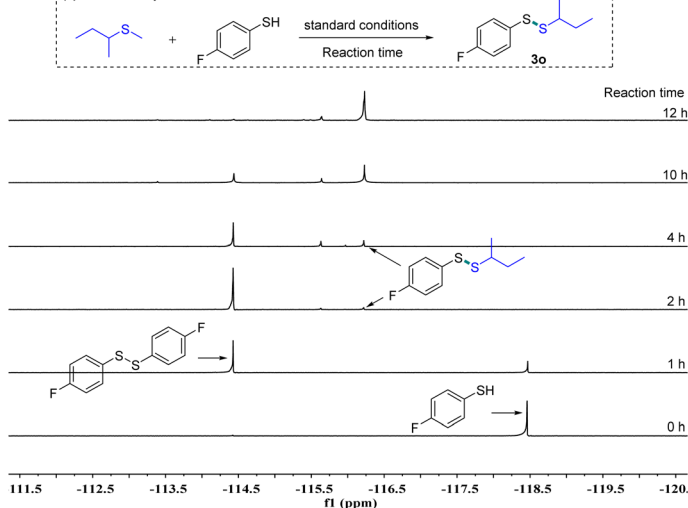
Scheme 3 Standard conditions: Carbon rod anode, nickel plate (15 mm × 15 mm × 1 mm) or Pt (15 mm × 15 mm × 0.3 mm) cathode, constant current (25 mA), thiols (0.6 mmol), thioethers (3 equiv.), ⁿBu₄NPF₆ (0.2 equiv.), CH₃COOH (1.8 equiv.), and 37 °C, in CH₃CN/CH₃OH/DMF (10/1/2, 13 mL) in air for 12 h, and in an undivided cell, isolated yields. ^a 60 °C, without DMF; ^b Carbon rod anode, nickel plate (15 mm × 15 mm × 1 mm) cathode, constant current (15 mA), thiols (0.6 mmol), (methylthio)methyl acetate (3 equiv.), ⁿBu₄NPF₆ (0.2 equiv.), and 60 °C, in CH₃CN/CH₃OH (10/0.1, 10.1 mL) in air for 8 h; ^c (ethylthio)methyl acetate (3 equiv.).



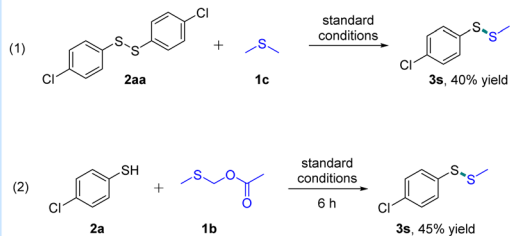
(a) Cyclic voltammograms



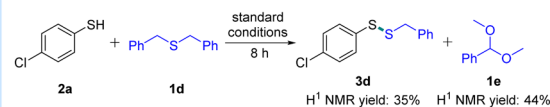
(b) Radical trapping experiment

(c) F^{19} NMR experiments

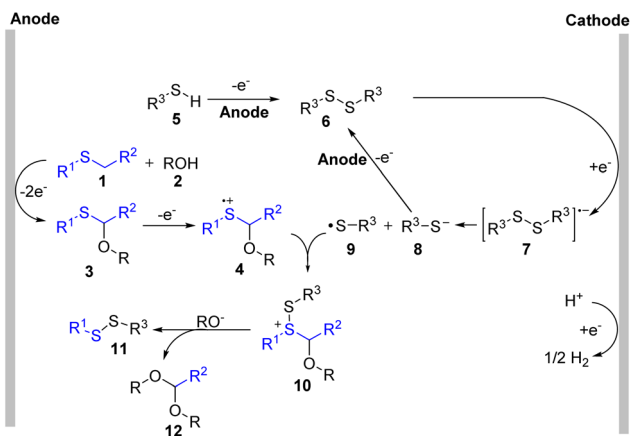
(d) Intermediate experiments



(e) Control experiment



Scheme 4 Mechanistic studies. (a) Cyclic voltammograms of related compounds (0.1 mmol) in $\text{CH}_3\text{CN}/\text{DMF}/\text{CH}_3\text{OH}$ (10/2/1, 13 mL), using a glass carbon working electrode, Pt wire as the counter electrode and Ag/AgCl as the reference electrode at a 50 mV s^{-1} scan rate. (b) Radical trapping experiment. (c) F^{19} NMR experiments. (d) Intermediate experiments. (e) Control experiment.



Scheme 5 Proposed mechanism for selective C-S bond breaking.

Based on the mechanistic studies, we proposed a possible mechanism in Scheme 5. Thioether (**1**) was oxidized at the anode to form a sulfur radical cation which could be attacked by ROH (**2**) to construct α -oxy thioether (**3**).^{1c} Then, further oxidation of compound **3** offered radical cation (**4**). At the same time, symmetric disulfide (**6**) was generated through the homocoupling of thiol (**5**) at the anode. Electron transfer to disulfide (**6**) from the cathode provided the radical anion (**7**), which released a thiol radical (**9**) and a thiol anion (**8**). Compound (**10**) was formed through the reaction of (**4**) with the thiol radical (**9**). Finally, the desired product (**11**) could be formed through a further substitution reaction.

Conclusions

In summary, an unprecedented electrochemical radical-mediated approach to selectively cleave $\text{C}(\text{sp}^3)\text{-S}$ bonds is



described. Compared with conventional transition-metal catalyzed C–S bond activation protocols, this method features mild, catalyst- and oxidant-free reaction conditions, as well as excellent chemoselectivity towards C(sp³)–S bond cleavage. In particular, this electrochemical protocol is able to precisely cleave one of the two similar C(sp³)–S bonds involved in unsymmetrical dialkyl thioethers, which is an important yet challenging goal in synthetic chemistry. Notably, the challenging thiomethylation could be achieved as well, by this strategy. Preliminary mechanistic studies revealed that radical species are involved in the reaction pathway and play an essential role in the site-selective activation of C(sp³)–S bonds. We anticipate that this catalyst-free electrochemical strategy will enable a broad variety of novel cross-coupling reactions through the cleavage of C(sp³)–S bonds.

Data availability

The authors declare that the data supporting the findings of this study are available within the paper and its ESI.†

Author contributions

Y. L., H. W. and Z. W. performed and analyzed experiments. A. L., Y. L., H. W. and Z. H. conceived the project and designed the experiments. A. L., Y. L., H. W. and Z. H. wrote the manuscript. All the authors (Y. L., H. W., Z. W., H. A., Z. H., A. L.) checked the manuscript. All the authors discussed the results and commented on the manuscript.

Conflicts of interest

There are no conflicts to declare.

Acknowledgements

This work was supported by the National Key R&D Program of China no. 2021YFA1500100, National Natural Science Foundation of China (22031008) and Science Foundation of Wuhan (2020010601012192).

Notes and references

- (a) N. Wang, P. Saidhareddy and X. Jiang, *Nat. Prod. Rep.*, 2020, **37**, 246–275; (b) S. Song, Y. Zhang, A. Yeerlan, B. Zhu, J. Liu and N. Jiao, *Angew. Chem., Int. Ed.*, 2017, **56**, 2487–2491; (c) H. Wang, M. He, Y. Li, H. Zhang, D. Yang, M. Nagasaka, Z. Lv, Z. Guan, Y. Cao, F. Gong, Z. Zhou, J. Zhu, S. Samanta, A. D. Chowdhury and A. Lei, *J. Am. Chem. Soc.*, 2021, **143**, 3628–3637; (d) T. Fuchigami and S. Inagi, *Acc. Chem. Res.*, 2020, **53**, 322–334; (e) Y. Liu, X.-Y. Yu, J.-R. Chen, M.-M. Qiao, X. Qi, D.-Q. Shi and W.-J. Xiao, *Angew. Chem., Int. Ed.*, 2017, **56**, 9527–9531.
- (a) L. S. Liebeskind and J. Srogl, *J. Am. Chem. Soc.*, 2000, **122**, 11260–11261; (b) Y. Wang, L.-F. Deng, X. Zhang, Z.-D. Mou and D. Niu, *Angew. Chem., Int. Ed.*, 2021, **60**, 2155–2159; (c) T. Delcaillau, P. Boehm and B. Morandi, *J. Am. Chem. Soc.*, 2021, **143**, 3723–3728; (d) J. Lou, Q. Wang, P. Wu, H. Wang, Y.-G. Zhou and Z. Yu, *Chem. Soc. Rev.*, 2020, **49**, 4307–4359; (e) H. Prokopcová and C. O. Kappe, *Angew. Chem., Int. Ed.*, 2008, **47**, 3674–3676; (f) J. M. Villalobos, J. Srogl and L. S. Liebeskind, *J. Am. Chem. Soc.*, 2007, **129**, 15734–15735; (g) W. K. Haug, E. R. Wolfson, B. T. Morman, C. M. Thomas and P. L. McGrier, *J. Am. Chem. Soc.*, 2020, **142**, 5521–5525.
- (a) Z. Lian, B. N. Bhawal, P. Yu and B. Morandi, *Science*, 2017, **356**, 1059–1063; (b) X.-F. Jiang, H. Huang, Y.-F. Chai, T. L. Lohr, S.-Y. Yu, W. Lai, Y. Pan, M. Delferro and T. J. Marks, *Nat. Chem.*, 2017, **9**, 188–193; (c) T. Sugahara, K. Murakami, H. Yorimitsu and A. Osuka, *Angew. Chem., Int. Ed.*, 2014, **53**, 9329–9333.
- For selective reviews of visible light-mediated photoredox catalysis in the radical synthesis field, see: (a) C. K. Prier, D. A. Rankic and D. W. C. MacMillan, *Chem. Rev.*, 2013, **113**, 5322–5363; (b) J. W. Beatty and C. R. Stephenson, *Acc. Chem. Res.*, 2015, **48**, 1474–1484; (c) J. Chen, X. Hu, L. Lu and W. Xiao, *Chem. Soc. Rev.*, 2016, **45**, 2044–2056; (d) S.-L. Meng, X.-B. Li, C.-H. Tung and L.-Z. Wu, *Chem*, 2021, **7**, 1431–1450; (e) F. Strieth-Kalthoff and F. Glorius, *Chem*, 2020, **6**, 1888–1903.
- (a) N. Fu, G. S. Sauer, A. Saha, A. Loo and S. Lin, *Science*, 2017, **357**, 575–579; (b) J. B. Xiang, M. Shang, Y. Kawamata, H. Lundberg, S. H. Reisberg, M. Chen, P. Mykhailiuk, G. Beutner, M. R. Collins, A. Davies, M. D. Bel, G. M. Gallego, J. E. Spangler, J. Starr, S. L. Yang, D. G. Blackmond and P. S. Baran, *Nature*, 2019, **573**, 398–402; (c) D. A. Frey, S. H. K. Reddy and K. D. Moeller, *J. Org. Chem.*, 1999, **64**, 2805–2813; (d) S. Möhle, M. Zirbes, E. Rodrigo, T. Gieshoff, A. Wiebe and S. R. Waldvogel, *Angew. Chem., Int. Ed.*, 2018, **57**, 6018–6041; (e) Q.-L. Yang, Y.-Q. Li, C. Ma, P. Fang, X.-J. Zhang and T.-S. Mei, *J. Am. Chem. Soc.*, 2017, **139**, 3293–3298; (f) P. Xiong, H.-H. Xu and H.-C. Xu, *J. Am. Chem. Soc.*, 2017, **139**, 2956–2959; (g) C. Amatore and A. Jutand, *Acc. Chem. Res.*, 2000, **33**, 314–321; (h) J. E. Nutting, M. Rafiee and S. S. Stahl, *Chem. Rev.*, 2018, **118**, 4834–4885; (i) Y. Jiang, K. Xu and C. Zeng, *Chem. Rev.*, 2018, **118**, 4485–4540; (j) N. Sauermann, T. H. Meyer, C. Tian and L. Ackermann, *J. Am. Chem. Soc.*, 2017, **139**, 18452–18455; (k) H. Wang, X. Gao, Z. Lv, T. Abdelilah and A. Lei, *Chem. Rev.*, 2019, **119**, 6769–6787; (l) S.-H. Shi, Y. Liang and N. Jiao, *Chem. Rev.*, 2021, **121**, 485–505; (m) O. Hammerich and B. Speiser, *5th edition of Organic electrochemistry*. Boca Raton, FL, CRC press, 2016; (n) R. Hayash, A. Shimizu and J.-I. Yoshida, *J. Am. Chem. Soc.*, 2016, **138**, 8400–8403; (o) J. Li, W. Huang, J. Chen, L. He, X. Cheng and G. Li, *Angew. Chem., Int. Ed.*, 2018, **57**, 5695–5698; (p) L.-H. Jie, B. Guo, J. Song and H.-C. Xu, *J. Am. Chem. Soc.*, 2022, **144**, 2343–2350; (q) C. Ma, P. Fang, D. Liu, K.-J. Jiao, P.-S. Gao, H. Qiu and T.-S. Mei, *Chem. Sci.*, 2021, **12**, 12866–12873; (r) J.-H. Qin, M.-J. Luo, D.-L. An and J.-H. Li, *Angew. Chem., Int. Ed.*, 2021, **60**, 1861–1868.
- (a) *Radicals in Organic Synthesis*, ed., P. Renaud and M. P. Sibi, Wiley-VCH, Weinheim, Germany, 2001; (b) X.-Y. Yu, J.-R. Chen and W.-J. Xiao, *Chem. Rev.*, 2021, **121**, 506–561; (c) P. Sivaguru, Z. Wang, G. Zanoni and X. Bi, *Chem. Soc.*



- Rev.*, 2019, **48**, 2615–2656; (d) X. Qiu, Y. Sang, H. Wu, X.-S. Xue, Z. Yan, Y. Wang, Z. Cheng, X. Wang, H. Tan, S. Song, G. Zhang, X. Zhang, K. N. Houk and N. Jiao, *Nature*, 2021, **597**, 64–69; (e) F. Dénès, C. H. Schiesser and P. Renaud, *Chem. Soc. Rev.*, 2013, **42**, 7900–7942; (f) X. Wu, Z. Ma, T. Feng and C. Zhu, *Chem. Soc. Rev.*, 2021, **50**, 11577–11613; (g) A. Bhunia and A. Studer, *Chem*, 2021, **7**, 2060–2100; (h) F. Wang, P. Chen and G. Liu, *Acc. Chem. Res.*, 2018, **51**, 2036–2046; (i) W. Li, W. Li, D. K. Leonard, J. Rabeah, K. Junge, A. Brückner and M. Beller, *Angew. Chem., Int. Ed.*, 2019, **58**, 10693–10697.
- 7 (a) D. Griller and K. U. Ingold, *Acc. Chem. Res.*, 1976, **9**, 13–19; (b) H. Fischer, *Chem. Rev.*, 2001, **101**, 3581–3610.
- 8 F. Dénès, M. Pichowicz, G. Povie and P. Renaud, *Chem. Rev.*, 2014, **114**, 2587–2693.
- 9 (a) X. Xiao, M. Feng and X. Jiang, *Angew. Chem., Int. Ed.*, 2016, **55**, 14121–14125; (b) Z. Wu and D. A. Pratt, *J. Am. Chem. Soc.*, 2020, **142**, 10284–10290; (c) X.-B. Li, Z.-J. Li, Y.-J. Gao, Q.-Y. Meng, S. Yu, R. G. Weiss, C.-H. Tung and L.-Z. Wu, *Angew. Chem., Int. Ed.*, 2014, **53**, 2085–2089; (d) F. Wang, Y. Chen, W. Rao, L. Ackermann and S.-Y. Wang, *Nat. Commun.*, 2022, **13**, 2588–2598.

