

Cite this: *Chem. Sci.*, 2023, 14, 3154

All publication charges for this article have been paid for by the Royal Society of Chemistry

Received 26th December 2022  
Accepted 29th January 2023

DOI: 10.1039/d2sc07065k

rsc.li/chemical-science

# Enantioselective direct Michael addition of cyanohydrin ether derivatives to enones catalyzed by chiral bis(guanidino)iminophosphorane organosuperbase†

Saikat Das,<sup>a</sup> Azusa Kondoh \*<sup>b</sup> and Masahiro Terada \*<sup>a</sup>

The direct use of cyanohydrin ether derivatives as less acidic pronucleophiles was achieved for the first time in the catalytic enantioselective Michael addition reaction under transition metal free conditions. Chiral bis(guanidino)iminophosphoranes as the higher order organosuperbase facilitated the intended catalytic Michael addition to enones, giving rise to the corresponding products in high yields with moderate to high diastereo- and enantioselectivities in most cases. Further elaboration of the corresponding enantioenriched product was conducted by derivatization into a lactam derivative through hydrolysis followed by cyclo-condensation.

## Introduction

Cyanohydrin ether derivatives are an important class of umpolung synthons that function as an acyl anion equivalent in organic synthesis.<sup>1</sup> The anion of the cyanohydrin ether derivatives undergoes a range of reactions with various electrophiles to form intriguing products in which the cyanohydrin unit is converted into an acyl functionality and multifunctionalized carbon frameworks having a tetrasubstituted stereogenic center are formed (Fig. 1). The formation of cyanohydrins having a tetrasubstituted stereogenic center through the addition reaction of ketones with a cyanide nucleophile is well established (Fig. 1a).<sup>2</sup> Indeed, successful examples of enantioselective variants have been reported using a variety of chiral metal catalysts<sup>3</sup> and a limited number of organocatalysts,<sup>4</sup> and these have led to the development of efficient methods for the construction of a tetrasubstituted cyanohydrin unit in an enantioenriched form. However, in principle, those methods deal with the formation of a single stereogenic center and not the construction of multiple stereogenic centers in the bond formation step or the formation of multifunctionalized carbon frameworks. In contrast, the use of protected cyanohydrin derivatives as the pronucleophile has resulted in the

introduction of multiple functional groups into the corresponding product and the formation of multiple-stereogenic centers, one of which is a tetrasubstituted one (Fig. 1b).<sup>5</sup>

In general, the generation of an active anionic nucleophile from a cyanohydrin ether derivative requires a stoichiometric amount of a strong base, and hence marked efforts have been devoted to make the reaction catalytic. In fact, a cyanide-mediated [1,2]-Brook rearrangement of acyl silanes was employed to generate anions of cyanohydrin derivatives.<sup>6</sup> However, catalytic enantioselective reactions have been largely unexplored despite the seminal work by the Denmark group in 2010,<sup>7</sup> in which preformed *N*-silyl oxyketene imines were utilised to generate the active nucleophile catalytically. The direct use of protected cyanohydrin derivatives in a catalytic enantioselective reaction has rarely been reported<sup>8,9</sup> despite the additional advantage of the cyanohydrin derivatives, as they can be easily derivatized into other functional groups. For instance, the

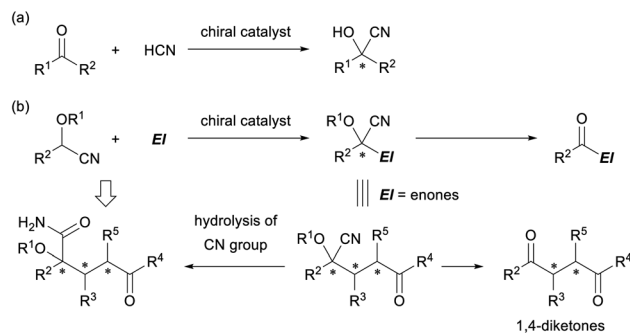


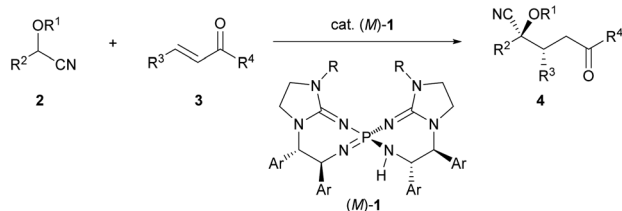
Fig. 1 (a) Cyanohydrin formation by the reaction of ketones with the cyanide nucleophile. (b) Cyanohydrin ether derivatives as a versatile intermediate in organic synthesis.

<sup>a</sup>Department of Chemistry, Graduate School of Science, Tohoku University, Aramaki, Aoba-ku, Sendai 980-8578, Japan. E-mail: mterada@tohoku.ac.jp

<sup>b</sup>Research and Analytical Center for Giant Molecules, Graduate School of Science, Tohoku University, Aramaki, Aoba-ku, Sendai, 980-8578, Japan. E-mail: kondoha@tohoku.ac.jp

† Electronic supplementary information (ESI) available: Additional experimental results, experimental procedures, and characterization data. CCDC 2076236. For ESI and crystallographic data in CIF or other electronic format see DOI: <https://doi.org/10.1039/d2sc07065k>





**Scheme 1** Enantioselective direct Michael addition of cyanohydrin ether derivatives to enones catalyzed by chiral bis(guanidino)imino-phosphoranes (*M*)-1.

retro cyanohydrin formation reaction affords a ketone derivative, and the cyano group is hydrolyzed into an amide derivative or transformed into an amine functionality through the reduction or addition of organometallic reagents. In particular, the enantioselective Michael addition of cyanohydrin ether derivatives as the pronucleophile to enones provides multifunctionalized products, and further elaboration of the products gives not only 1,4-diketones<sup>10</sup> but also densely functionalized derivatives having a tetrasubstituted stereogenic center in an enantioenriched form (Fig. 1b).

To establish the intended catalytic enantioselective system using cyanohydrin ether derivatives as the pronucleophile, a highly basic catalyst is strictly required because of the less acidic proton of the cyanohydrin ether derivatives.<sup>5c,11</sup> In the recent past, several chiral organobase catalysts having different structural features have been reported;<sup>12,13</sup> however, the low basicity of these catalysts has restricted the success of the intended methodology. To overcome this inherent limitation, recently, our group has developed chiral bis(guanidino)imino-phosphoranes (*M*)-1 as an uncharged higher order organo-superbase, which have emerged as a new class of chiral organocatalysts.<sup>14,15</sup> As (*M*)-1 have enabled the achievement of novel catalytic enantioselective transformations using several less acidic pronucleophiles, we have directed our attention to the activation of cyanohydrin ether derivatives as a less acidic pronucleophile using (*M*)-1. Herein we report the enantioselective direct Michael addition of protected cyanohydrin ether derivatives 2 to enones 3 catalyzed by bis(guanidino)imino-phosphoranes (*M*)-1, which gives rise to corresponding products 4 in a diastereo- and enantioselective manner in most cases (Scheme 1). The direct use of cyanohydrin ether derivatives as less acidic pronucleophiles was accomplished for the first time

**Table 1** Optimization of reaction conditions<sup>a</sup>

The reaction scheme shows the Michael addition of cyanohydrin ether derivative 2 (1.0 eq.) to enone 3a (1.1 eq.) catalyzed by (M)-1-HX and KHMDS in toluene (0.1 M) to form product 4. The structures of (M)-1-HX are defined as follows: 1a-HBr: R = Me, Ar = Ph; 1b-HCl: R = *t*Bu, Ar = Ph; 1c-HCl: R = Bn, Ar = Ph; 1d-HCl: R = Bzh, Ar = Ph; 1e-HCl: R = *t*Bu, Ar = 2-naphthyl. The structures of 2 and 3a are defined as follows: a: R<sup>1</sup> = Bn; b: R<sup>1</sup> = naphthalen-2-ylmethyl (Nap). The structures of 4 are defined as follows: aa: R<sup>1</sup> = Bn; ba: R<sup>1</sup> = Nap.

Entry	( <i>M</i> )-1·HX (mol%)	KHMDS (mol%)	2	Temp. (°C)	Yield <sup>b</sup> (%)	Dr <sup>b</sup>	Ee <sup>c</sup> (%)
1 <sup>d</sup>	1a (11)	10	2a	rt	93	60 : 40	25/6
2 <sup>d</sup>	1b (11)	10	2a	rt	69	70 : 30	38/8
3 <sup>d</sup>	1c (11)	10	2a	rt	83	64 : 36	11/8
4 <sup>d</sup>	1d (11)	10	2a	rt	95	66 : 34	6/6
5 <sup>d</sup>	1e (11)	10	2a	rt	91	78 : 22	55/32
6	1e (11)	10	2a	-20	75	84 : 16	69/26
7	1e (11)	10	2b	-20	76	84 : 16	79 <sup>e</sup>
8	1e (11)	10	2b	-40	89	87 : 13	84 <sup>e</sup>
9 <sup>f</sup>	1e (11)	10	2b	-60	53	89 : 11	83 <sup>e</sup>
10	1e (10)	15	2b	-60	88	90 : 10	90 <sup>e</sup>
11	1e (10)	20	2b	-60	95	90 : 10	92/43
12	1e (10)	30	2b	-60	85	90 : 10	90 <sup>e</sup>
13	1e (10)	20	2b	-78	66	90 : 10	90 <sup>e</sup>
14	1e (10)	20 <sup>g</sup>	2b	-60	96	87 : 13	90 <sup>e</sup>
15	1e (10)	20 <sup>h</sup>	2b	-60	84	90 : 10	90 <sup>e</sup>
16	1e (10)	20 <sup>i</sup>	2b	-60	Trace	—	—

<sup>a</sup> Unless otherwise noted, all reactions were carried out using (*M*)-1·HX (5.0–5.5 μmol) with KHMDS (5.0–15 μmol), 2 (0.050 mmol), and 3a (0.055 mmol) in toluene (0.5 mL) at the indicated temperature for 24 h. <sup>b</sup> Yield and diastereomeric ratio were determined by crude <sup>1</sup>H NMR spectroscopy using CH<sub>2</sub>Br<sub>2</sub> as the internal standard. <sup>c</sup> Enantiomeric excess of 4 was determined by chiral-stationary-phase HPLC analysis. <sup>d</sup> For 6 h. <sup>e</sup> Enantiomeric excess of the major diastereomer. <sup>f</sup> For 48 h. <sup>g</sup> NaHMDS. <sup>h</sup> *t*BuOK. <sup>i</sup> LiHMDS.



in the catalytic enantioselective addition reaction under transition metal free conditions.

## Results and discussion

We set out to investigate our intended Michael reaction by selecting cyanohydrin benzyl ether **2a** and chalcone (**3a**) as the model substrates (Table 1). The catalyst, which was generated *in situ* by treating 11 mol% (*M*)-**1a**·HBr salt with 10 mol% KHMDS (potassium hexamethyldisilazide) as the inorganic base, facilitated the reaction of **2a** with **3a** to afford desired product 2-(benzyloxy)-5-oxo-2,3,5-triphenylpentanenitrile (**4aa**) in excellent yield albeit with a low diastereomeric ratio and ee value of the major diastereomer (entry 1). In order to increase both enantio- and diastereoselectivities, we investigated the influence of substituent R attached to the nitrogen atom of the guanidine unit of (*M*)-**1** (entries 2–4), but found that it did not exhibit any beneficial effect. Next, replacing the phenyl groups on the 7,7-membered spirocyclic ring with bulky 2-naphthyl groups, giving (*M*)-**1e**, improved the diastereo- and enantioselectivities (entry 5). Lowering the temperature from rt to  $-20\text{ }^{\circ}\text{C}$  resulted in a slight enhancement of the stereoselectivity (entry 6). To further improve the stereochemical outcome, we examined the substituent effect of R<sup>1</sup> on the cyanohydrin ethers.<sup>16</sup> Introduction of the bulky naphthalen-2-ylmethyl group (Nap) into cyanohydrin ether **2b** enhanced the ee value significantly while maintaining the diastereomeric ratio [entry 7, dr (diastereomeric ratio) = 84:16, 79% ee]. Lowering the reaction temperature to  $-40\text{ }^{\circ}\text{C}$  had a positive influence on the stereoselectivity (entry 8, dr = 87:13, 84% ee); however, further lowering the temperature to  $-60\text{ }^{\circ}\text{C}$  had an adverse effect on the yield without any marked improvement of the stereoselectivity (entry 9). We then thoroughly explored the reaction conditions to enhance the yield and the stereoselectivity. To our delight, the use of an excess amount of achiral inorganic base KHMDS (15–30 mol%) and 10 mol% of (*M*)-**1e**·HCl promoted the reaction efficiently,<sup>14a</sup> resulting in the significant enhancement not only of the yield but also of the enantioselectivity (entries 10–12). It is worth mentioning that despite using an excess amount of the achiral inorganic base, the enantioselectivity was improved markedly. Meanwhile, lowering the reaction temperature from  $-60\text{ }^{\circ}\text{C}$  to  $-78\text{ }^{\circ}\text{C}$  had a negative effect on the yield (entry 13). On the basis of our results, the optimized conditions were established as follows: use of excess KHMDS (20 mol%) and 10 mol% of (*M*)-**1e**·HCl at  $-60\text{ }^{\circ}\text{C}$  gave rise to corresponding cyanohydrin derivative **4ba** in excellent yield (95%) with high stereoselectivity (dr = 90:10, 92/43% ee) (entry 11). Finally, the effect of different inorganic bases was also investigated. NaHMDS and *t*BuOK had similar outcomes to KHMDS in terms of enantioselectivity as well as diastereoselectivity (entries 14 and 15). These results imply that the alkaline metal species and the conjugate acid of the inorganic base are not involved in the stereo determining step, namely, the carbon–carbon bond formation of the Michael addition reaction.<sup>17</sup> On the other hand the use of LiHMDS failed to produce **4ba** under the optimized conditions (entry 16) presumably because the Li cation is Lewis

acidic rather than other alkaline metal cations to suppress the catalytic efficiency of (*M*)-**1e**.<sup>14a</sup>

The scope and limitations of this reaction were evaluated under the optimized conditions. Initially, the generality of the reaction was tested using a series of cyanohydrin ether derivatives **2** with diverse steric and electronic demands on the aryl ring R<sup>2</sup> (Table 2). Substrate **2c** having a *para*-tolyl group was well tolerated under the optimized reaction conditions, affording corresponding product **4ca** in good yield with high enantioselectivity (entry 1). The use of substrate **2d**, in which an electron-donating methoxy group is introduced at the *para*-position of the aryl group, retarded the reaction; an elevated temperature ( $-20\text{ }^{\circ}\text{C}$ ) was required to afford **4da** in good yield, albeit with modest dr and ee values (entry 2). The reaction of substrates **2e** and **2f** having electron-withdrawing groups such as chloro and bromo proceeded smoothly to afford **4ea** and **4fa**, respectively, in excellent yields with fairly good enantioselectivities (entries 3 and 4). Substitution of a 4-trifluoromethyl group at the *para*-position, as in the case of substrate **2g**, accelerated the reaction, albeit with moderate enantioselectivity (entry 5). Desirable results were obtained by the introduction of a methyl group and an electron-withdrawing chloro group at the *meta*-position of the aryl group, **2h** and **2i**, respectively (entries 6 and 7). In contrast, an *ortho*-tolyl group failed to afford any product even at room temperature (entry 8), presumably because of the steric congestion around the nucleophilic site. As expected, aliphatic cyanohydrin ether derivative **2k** was not suitable even when the reaction was performed at the elevated reaction temperature because of its inherent low acidity.

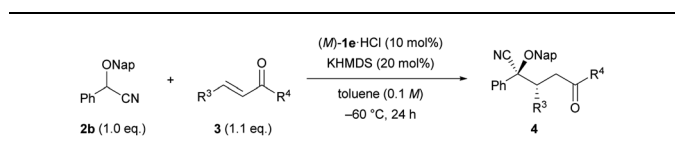
Next, we turned our attention to Michael acceptors in the reaction of 2-(naphthalen-2-ylmethoxy)-2-phenylacetone nitrile

Table 2 Substrate scope of cyanohydrin ethers<sup>a</sup>

Entry	2	R <sup>2</sup>	Temp. (°C)	Time (h)	Yield <sup>b</sup> (%)	Dr <sup>c</sup>	Ee <sup>d</sup> (%)
1	<b>2c</b>	4-MeC <sub>6</sub> H <sub>4</sub>	$-60$	48	72	85:15	88
2	<b>2d</b>	4-MeOC <sub>6</sub> H <sub>4</sub>	$-20$	48	81	71:29	73
3	<b>2e</b>	4-ClC <sub>6</sub> H <sub>4</sub>	$-60$	4	99	87:13	87
4	<b>2f</b>	4-BrC <sub>6</sub> H <sub>4</sub>	$-60$	2	90	85:15	83
5	<b>2g</b>	4-CF <sub>3</sub> C <sub>6</sub> H <sub>4</sub>	$-60$	1	88	62:38	73
6	<b>2h</b>	3-MeC <sub>6</sub> H <sub>4</sub>	$-60$	24	83	85:15	88
7	<b>2i</b>	3-ClC <sub>6</sub> H <sub>4</sub>	$-60$	2	89	87:13	85
8	<b>2j</b>	2-MeC <sub>6</sub> H <sub>4</sub>	rt	24	NR <sup>e</sup>	—	—
9	<b>2k</b>	Cyclohexyl	rt	24	NR <sup>e</sup>	—	—

<sup>a</sup> Unless otherwise noted, all reactions were carried out using (*M*)-**1**·HX (5.0 μmol) with KHMDS (10.0 μmol), **2** (0.050 mmol), and **3a** (0.055 mmol) in toluene (0.5 mL) at the indicated temperature. <sup>b</sup> Yield of the isolated products. <sup>c</sup> Diastereomeric ratio was determined by crude <sup>1</sup>H NMR spectroscopy using CH<sub>2</sub>Br<sub>2</sub> as the internal standard. <sup>d</sup> Enantiomeric excess of the major diastereomer was indicated and was determined by chiral-stationary-phase HPLC analysis. <sup>e</sup> No reaction.

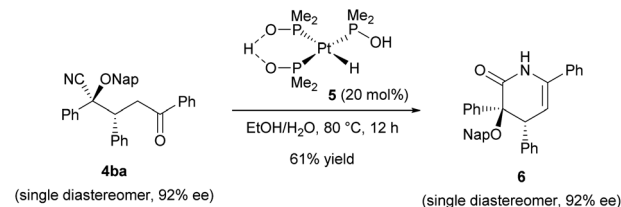


Table 3 Substrate scope of chalcone derivatives **3**<sup>a</sup>

Entry	<b>3</b>	R <sup>3</sup>	R <sup>4</sup>	Yield <sup>b</sup> (%)	Dr <sup>c</sup>	Ee <sup>d</sup> (%)
1	<b>3b</b>	Ph	4-MeC <sub>6</sub> H <sub>4</sub>	75	96 : 4	92
2 <sup>e</sup>	<b>3c</b>	Ph	4-MeOC <sub>6</sub> H <sub>4</sub>	55	91 : 9	89
3	<b>3d</b>	Ph	4-ClC <sub>6</sub> H <sub>4</sub>	86	91 : 9	92
4 <sup>e</sup>	<b>3e</b>	Ph	4-CF <sub>3</sub> C <sub>6</sub> H <sub>4</sub>	63	80 : 20	80
5	<b>3f</b>	Ph	3-MeC <sub>6</sub> H <sub>4</sub>	80	88 : 12	89
6 <sup>e</sup>	<b>3g</b>	Ph	2-MeC <sub>6</sub> H <sub>4</sub>	73	68 : 32	41
7	<b>3h</b>	Ph	Thiophen-2-yl	78	83 : 17	79
8	<b>3i</b>	4-MeC <sub>6</sub> H <sub>4</sub>	Ph	92	91 : 9	87
9 <sup>e</sup>	<b>3j</b>	4-MeOC <sub>6</sub> H <sub>4</sub>	Ph	98	92 : 8	91
10	<b>3k</b>	4-ClC <sub>6</sub> H <sub>4</sub>	Ph	91	82 : 18	86
11	<b>3l</b>	4-CF <sub>3</sub> C <sub>6</sub> H <sub>4</sub>	Ph	93	64 : 36	76
12	<b>3m</b>	3-MeC <sub>6</sub> H <sub>4</sub>	Ph	97	90 : 10	90
13 <sup>f</sup>	<b>3n</b>	2-MeC <sub>6</sub> H <sub>4</sub>	Ph	73	93 : 7	68

<sup>a</sup> Unless otherwise noted, all reactions were carried out using (M)-1-HX (5.0 μmol) with KHMDS (10.0 μmol), **2b** (0.050 mmol), and **3** (0.055 mmol) in toluene (0.5 mL) at -60 °C for 24 h. <sup>b</sup> Yield of isolated products. <sup>c</sup> Diastereomeric ratio was determined by crude <sup>1</sup>H NMR spectroscopy using CH<sub>2</sub>Br<sub>2</sub> as the internal standard. <sup>d</sup> Enantiomeric excess of the major diastereomer was indicated and was determined by chiral-stationary-phase HPLC analysis. <sup>e</sup> For 72 h. <sup>f</sup> For 48 h.

(**2b**) (Table 3). First, the substituent effect on the aryl ring R<sup>4</sup> adjacent to the keto group was examined. Substrates having an electron-donating substituent at the *para*-position of the aromatic ring (e.g., Me and OMe) (**3b** and **3c**) were well suited for the reaction, affording products with high diastereo- and enantioselectivities (entries 1 and 2). However, the reaction of the substrate with the methoxy group was extremely sluggish compared with that of the methyl group containing substrate (entry 2 vs. 1), and **4bc** was afforded in moderate yield (entry 2). Chalcone derivative **3d** having an electron-withdrawing *para*-chloro group also participated in this reaction with equal efficiency to the reaction using **3b** (entry 3 vs. 1), and the absolute configuration of **4bd** was unambiguously determined to be (2*S*,3*R*) by single-crystal X-ray diffraction analysis.<sup>18</sup> The reaction of **3e** having a *para*-4-trifluoromethyl group afforded product **4be** in moderate yield with a slight decrease in enantioselectivity (entry 4). The introduction of a methyl group at the *meta*-position of the aryl group, as in the case of **3f**, led to a relatively high stereochemical outcome (entry 5). In contrast, a methyl group, which was introduced at the *ortho*-position of the aryl group, caused a negative influence on both dr and ee values (entry 6). It is presumed that the *ortho*-substituent broke the conjugation between the carbonyl group and the *o*-tolyl group, resulting in a marked conformational change around the site of the hydrogen bonding interaction between the catalyst and the carbonyl oxygen. Substrate **3h** having a thiophene-2-yl group was compatible with the reaction conditions, affording product **4bh** in good yield with moderate enantioselectivity (entry 7). Next, the effect of the aryl substituent R<sup>3</sup> at the β-position was investigated. Substrates **3i–k** having such electron-

Scheme 2 Derivatization of product **4**.

donating groups as methyl and methoxy groups as well as an electron-withdrawing chloro group at the *para*-position of the aryl group (entries 8–10) smoothly afforded corresponding products **4bi–4bk** in high yields with good stereoselectivities. Unfortunately, substrate **3l** having a 4-trifluoromethyl group resulted in a product with low diastereo- and enantioselectivities (entry 11). Substrate **3m** having a *meta*-methyl group at the aryl ring underwent the reaction without any problem (entry 12). The introduction of a substituent at the *ortho*-position retarded the reaction (entry 13) and had a deleterious effect on both yield and enantioselectivity presumably because of the steric congestion around the reaction site. Further investigation of the Michael acceptors,<sup>19</sup> such as β-alkyl substituted enones and cinnamaldehyde, instead of chalcone derivatives, displayed negative results. The use of β-alkyl substituted enones resulted in only low conversion of **2b** even at room temperature. On the other hand, in the reaction of cinnamaldehyde, a mixture of 1,2- and 1,4-addition products was formed.

In order to highlight the synthetic importance of the present enantioselective reaction, we further carried out the derivatization of the product (Scheme 2). Rather than forming a ketone through the retro cyanohydrin formation reaction (Fig. 1b, right bottom), our primary aim was to convert the cyano group into another functionality as an alternative to the conventional catalytic Stetter reactions.<sup>10</sup> Towards this goal, the hydrolysis of the cyano group of Michael product **4ba** was conducted by taking advantage of the characteristics of the multifunctionalized product formed in the present reaction. Enantioenriched Michael product **4ba** (92% ee) was treated with platinum catalyst **5** at 80 °C in an ethanol/water mixture.<sup>20</sup>

However, the corresponding amide derivative was obtained as a mixture with lactam **6** and recovered **4ba** when the reaction time was short (for 5 h). Prolonging the reaction (for 12 h) resulted in the exclusive formation of lactam **6** in an acceptable yield without any loss of enantiomeric purity.

## Conclusions

We have developed an enantioselective direct Michael addition reaction of cyanohydrin ether derivatives as less acidic pronucleophiles using chiral bis(guanidino)iminophosphoranes as the higher order organosuperbase catalyst. It is worth mentioning that the less acidic cyanohydrin ether derivatives were directly utilised for the first time in the catalytic enantioselective Michael addition reaction under transition metal free conditions. The corresponding Michael addition products were formed in high yields with moderate to high diastereo- and



enantioselectivities in most cases. The usefulness of this methodology was demonstrated by the derivatization of the corresponding multifunctionalized product into a lactam derivative through hydrolysis followed by cyclo-condensation. Further mechanistic studies of the catalytic cycles in detail and the origin of the stereocontrol are ongoing in our laboratory.

## Data availability

The datasets supporting this article, *i.e.*, additional experimental results, experimental procedures, characterization data, and crystallographic data for **4bd**, have been uploaded as part of the ESI.†

## Author contributions

The manuscript was written through contributions of all authors. All authors have given approval to the final version of the manuscript.

## Conflicts of interest

There are no conflicts to declare.

## Acknowledgements

This research was supported by a Grant-in-Aid for Scientific Research from the JSPS (No. JP16H06354 and JP22H04969).

## Notes and references

- (a) G. Stork and L. Maldonado, *J. Am. Chem. Soc.*, 1971, **93**, 5286–5287; (b) J. D. Albright, *Tetrahedron*, 1983, **39**, 3207–3233.
- For selected reviews, see: (a) R. J. H. Gregory, *Chem. Rev.*, 1999, **99**, 3649–3682; (b) J.-M. Brunel and I. P. Holmes, *Angew. Chem., Int. Ed.*, 2004, **43**, 2752–2778; (c) W. Wang, X. Liu, L. Lin and X. Feng, *Eur. J. Org. Chem.*, 2010, **2010**, 4751–4769; (d) N. Kurono and T. Ohkuma, *ACS Catal.*, 2016, **6**, 989–1023; (e) P. Bracco, H. Busch, J. von Langermann and U. Hanefeld, *Org. Biomol. Chem.*, 2016, **14**, 6375–6389.
- For selected reviews, see: (a) M. North, D. L. Usanov and C. Young, *Chem. Rev.*, 2008, **108**, 5146–5226; (b) H.-u. H. Khan, K. I. Kureshy, S. H. R. Abdi, S. Agrawal and R. V. Jasra, *Coord. Chem. Rev.*, 2008, **252**, 593–623; (c) H. Pellissier, *Adv. Synth. Catal.*, 2015, **357**, 857–882; (d) W.-B. Wu, J.-S. Yu and J. Zhou, *ACS Catal.*, 2020, **10**, 7668–7690; (e) F.-X. Chen and X. Feng, *Curr. Org. Synth.*, 2006, **3**, 77–97.
- For selected examples, see: (a) S.-K. Tian, R. Hong and L. Deng, *J. Am. Chem. Soc.*, 2003, **125**, 9900–9901; (b) D. E. Fuerst and E. N. Jacobsen, *J. Am. Chem. Soc.*, 2005, **127**, 8964–8965; (c) B. Qin, X. Liu, J. Sin, K. Zheng, H. Zhao and X. Feng, *J. Org. Chem.*, 2007, **72**, 2374–2378; (d) Q.-W. Yu, L.-P. Wu, T.-C. Kang, J. Xie, F. Sha and X.-Y. Wu, *Eur. J. Org. Chem.*, 2018, **2018**, 3992–3996; (e) H. Zhou, Y. Zhou, M. Leutzsch, Y. Li, C. K. De, D.-J. Cheng and B. List, *Nature*, 2022, **605**, 84–90; (f) S.-K. Tian and L. Deng, *J. Am. Chem. Soc.*, 2001, **123**, 6195–6196; (g) Y. Ogura, M. Akakura, A. Sakakura and K. Ishihara, *Angew. Chem., Int. Ed.*, 2013, **52**, 8299–8303.
- (a) T. Schrader, *Chem.–Eur. J.*, 1997, **3**, 1273–1282; (b) S. Yoshida, T. Yamanaka, T. Miyake, Y. Moritani, H. Ohmizu and T. Iwasaki, *Tetrahedron*, 1997, **53**, 9585–9598; (c) T. Nanjo, X. Zhang, Y. Tokuhiro and Y. Takemoto, *ACS Catal.*, 2019, **9**, 10087–10092.
- (a) D. A. Nicewicz, C. M. Yates and J. S. Johnson, *Angew. Chem., Int. Ed.*, 2004, **43**, 2652–2655; (b) D. A. Nicewicz, C. M. Yates and J. S. Johnson, *J. Org. Chem.*, 2004, **69**, 6548–6555; (c) X. Linghu, J. R. Potnick and J. S. Johnson, *J. Am. Chem. Soc.*, 2004, **126**, 3070–3071.
- S. E. Denmark and T. W. Wilson, *Nat. Chem.*, 2010, **2**, 937–943.
- For organocatalytic  $S_N2'$  reactions of cyanohydrin ether derivatives, see: Z. Zhuang, F. Pan, J.-G. Fu, J.-M. Chen and W.-W. Liao, *Org. Lett.*, 2011, **13**, 6164–6167.
- For enantioselective organocatalytic reactions of  $\alpha$ -trifluoromethylthionitriles as an analogue of cyanohydrin derivatives, see: L. Xu, H. Wang, C. Zheng and G. Zhao, *Adv. Synth. Catal.*, 2017, **359**, 2942–2948.
- For the enantioselective intermolecular Stetter reaction for the formation of 1,4-diketones and their derivatives, see: (a) D. Enders, J. Han and A. Henseler, *Chem. Commun.*, 2008, **2008**, 3989–3991; (b) D. Enders and J. Han, *Synthesis*, 2008, **2008**, 3864–3868; (c) Q. Liu, S. Perreault and T. Rovis, *J. Am. Chem. Soc.*, 2008, **130**, 14066–14067; (d) T. Jousseume, N. E. Wurz and F. Glorius, *Angew. Chem., Int. Ed.*, 2011, **50**, 1410–1414; (e) X. Fang, X. Chen, H. Lv and Y. R. Chi, *Angew. Chem., Int. Ed.*, 2011, **50**, 11782–11785; (f) M. R. Khalkhali, M. M. D. Wilde and M. Gravel, *Org. Lett.*, 2021, **23**, 155–159.
- (a) K. S. Yang, A. E. Nibbs, Y. E. Türkmen and V. H. Rawal, *J. Am. Chem. Soc.*, 2013, **135**, 16050–16053; (b) K. S. Yang and V. H. Rawal, *J. Am. Chem. Soc.*, 2014, **136**, 16148–16151; (c) Y. Tokuhiro, K. Yoshikawa, S. Murayama, T. Nanjo and Y. Takemoto, *ACS Catal.*, 2022, **12**, 5292–5304.
- (a) H. Krawczyk, M. Dzięgielewski, D. Deredas, A. Albrecht and Ł. Albrecht, *Chem.–Eur. J.*, 2015, **21**, 10268–10277; (b) B. Teng, W. C. Lim and C.-H. Tan, *Synlett*, 2017, **28**, 1272–1277; (c) S. Dong, X. Feng and X. Liu, *Chem. Soc. Rev.*, 2018, **47**, 8525–8540; (d) Y.-H. Wang, Z.-Y. Cao, Q.-H. Li, G.-Q. Lin, J. Zhou and P. Tian, *Angew. Chem., Int. Ed.*, 2020, **59**, 8004–8014; (e) A. Kondoh and M. Terada, *Bull. Chem. Soc. Jpn.*, 2021, **94**, 339–356.
- For reviews on organobase catalysis, see: (a) C. Palomo, M. Oiarbide and R. López, *Chem. Soc. Rev.*, 2009, **38**, 632–653; (b) T. Ishikawa, *Superbases for Organic Synthesis*, John Wiley & Sons, Chichester, 2009; (c) K. Nagasawa, Y. Sohtome, R. P. Singh, L. Deng, H. B. Jang, J. S. Oh and C. E. Song, *Science of Synthesis: Asymmetric Organocatalysis 2: Brønsted Base and Acid Catalysis, and Additional Topics*, ed. K. Maruoka, Thieme, Stuttgart, 2012, pp. 1–168.



- 14 (a) T. Takeda and M. Terada, *J. Am. Chem. Soc.*, 2013, **135**, 15306–15309; (b) T. Takeda and M. Terada, *Aust. J. Chem.*, 2014, **67**, 1124–1128; (c) A. Kondoh, M. Oishi, T. Takeda and M. Terada, *Angew. Chem., Int. Ed.*, 2015, **54**, 15836–15839; (d) T. Takeda, A. Kondoh and M. Terada, *Angew. Chem., Int. Ed.*, 2016, **55**, 4734–4737; (e) Q. Hu, A. Kondoh and M. Terada, *Chem. Sci.*, 2018, **9**, 4348–4351; (f) S. Das, Q. Hu, A. Kondoh and M. Terada, *Angew. Chem., Int. Ed.*, 2021, **60**, 1417–1422.
- 15 (a) A. Kondoh, M. Oishi, H. Tezuka and M. Terada, *Angew. Chem., Int. Ed.*, 2020, **59**, 7472–7477; (b) A. Kondoh, S. Ishikawa and M. Terada, *J. Am. Chem. Soc.*, 2020, **142**, 3724–3728.
- 16 The introduction of other electron-withdrawing groups, such as benzoyl, benzenesulfonyl, and diphenylphosphinyl, as an alcohol protective group of the cyanohydrin resulted in a marked detrimental effect. In all cases only traces of the desired product were formed. On the other hand, the trimethylsilyl group was deprotected during the course of the reaction.
- 17 These results also suggest that an excess amount of inorganic base does not involve in the stereo-determining step.
- 18 CCDC 2076236 (**4bd**) contains the supplementary crystallographic data for this paper. These data can be obtained free of charge from The Cambridge Crystallographic Data Centre (see the ESI† for details).
- 19 The reaction of  $\alpha,\beta$ -unsaturated esters did not afford the desired Michael addition products.
- 20 (a) T. Ghaffar and A. W. Parkins, *Tetrahedron Lett.*, 1995, **36**, 8657–8660; (b) For a selected review, see: R. García-Álvarez, P. Crochet and V. Cadierno, *Green Chem.*, 2013, **15**, 46–66.

