

Cite this: *Chem. Sci.*, 2023, 14, 7999

All publication charges for this article have been paid for by the Royal Society of Chemistry

Received 30th May 2023

Accepted 1st July 2023

DOI: 10.1039/d3sc02714g

rsc.li/chemical-science

Rhodium-catalyzed atroposelective access to trisubstituted olefins via C–H bond olefination of diverse arenes†

Xiaohan Zhu, Ruijie Mi, Jie Yin, Fen Wang* and Xingwei Li *

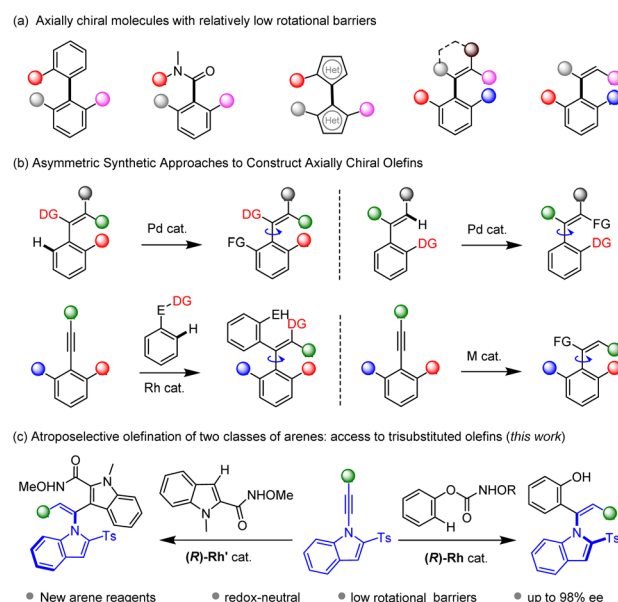
The atroposelective synthesis of axially chiral acyclic olefins remains a daunting challenge due to their relatively lower racemization barriers, especially for trisubstituted ones. In this work, atroposelective C–H olefination has been realized for synthesis of open-chain trisubstituted olefins via C–H activation of two classes of (hetero) arenes in the coupling with sterically hindered alkynes. The employment of phenyl *N*-methoxycarbamates as arene reagents afforded phenol-tethered olefins, with the carbamate being a traceless directing group. The olefination of *N*-methoxy-2-indolylcarboxamides afforded the corresponding chiral olefin by circumventing the redox-neutral [4 + 2] annulation. The reactions proceeded with excellent *Z/E* selectivity, chemoselectivity, regioselectivity, and enantioselectivity in both hydroarylation systems.

Introduction

As an important phenomenon of chirality, atropisomerism that results from hindered rotation along a single bond has received increasing attention. Axially chiral structures have found tremendous applications in synthetic chemistry, pharmaceutical chemistry, catalysis, and material sciences.¹ As a result, catalytic asymmetric construction of axially chiral scaffolds has attracted great attention in the past several decades.^{2–6} Previous studies have been primarily devoted to synthesis of binaphthalene-based atropisomers and other related 6–6 biaryl systems.³ However, the investigation of axially chiral molecules with a relatively lower rotational energy barrier lags behind, such as five-membered biaryls,⁴ chiral amides,⁵ and axially chiral olefins.⁶ Particularly, atroposelective construction of axially chiral styrenes remains daunting in modern asymmetric organic synthesis. This is ascribed to limited synthetic methods and low configurational stability of the styrenes that are prone to racemization. In addition, a specific *E/Z* geometry is necessary to maintain the atropo-stability.

Given the high reactivity and abundance of unsaturated reagents,^{7–9} alkenes⁸ and alkynes⁹ have been widely applied as substrates in C–H bond asymmetric catalysis. In particular, metal-catalyzed C–H functionalization of arenes with unsaturated reagents has provided tremendous synthetic methods in atroposelective catalysis. Transformations of an existing olefin moiety constitutes a straightforward approach to access axially

chiral olefins. In this context, Shi¹⁰ realized *ortho* C–H functionalization of the arene ring assisted by a directing group tethered to a tetrasubstituted olefin, resulting in size-increase along the C–C axis (Scheme 1b). Alternatively, the same group realized C(vinyl)–H functionalization of trisubstituted olefins, leading to tetrasubstituted product.¹¹ Asymmetric functionalization of alkynes provides another straightforward avenue for construction of axially chiral olefins, where sterically hindered alkynes are typically employed to ensure atropo-stability of the olefin product. In 2021, our group reported 1,2-



School of Chemistry and Chemical Engineering, Shaanxi Normal University, Xi'an 710062, China. E-mail: fenwang@snnu.edu.cn; lixw@snnu.edu.cn

† Electronic supplementary information (ESI) available. CCDC 2243043, 2260294 and 2265864. For ESI and crystallographic data in CIF or other electronic format see DOI: <https://doi.org/10.1039/d3sc02714g>

Scheme 1 Axially chiral olefins via C–H activation of functionalization of alkynes.




dicarbofunctionalization of sterically hindered alkynes *via* C–H activation of arenes bearing two classes of migratable directing groups.¹² The Song group recently tackled the limitation of sterically hindered alkynes and disclosed copper- and palladium-catalyzed atroposelective arylation of simple diarylacetylenes using sterically hindered aryl bromides.¹³ Metal-catalyzed hydrofunctionalization of alkynes offers a convenient approach to prepare trisubstituted olefins. Our group realized palladium-catalyzed atroposelective hydrophosphination of 1-indoylacetylenes, affording vinylphosphines that are potentially chiral ligands.¹⁴ Later, Wang reported related hydrophosphinylation of 1-alkynyl naphthol *via* copper catalysis.¹⁵ The Zhu group reported hydroarylation of 1-alkynyl naphthalene *via* Ni-catalyzed reductive coupling between alkyne and aryl halides.¹⁶ Alternatively, organocatalysis delivers powerful protocols to access axially chiral styrenes *via* addition of a relatively bulky nucleophile (such as sulfinate) to sterically hindered and electronically activated alkyne such as 1-alkynyl-2-naphthol and variants, which reacts *via* a vinylidene-quinone methide,¹⁷ as have been elegantly reported by Yan. In addition, Tan reported the first atroposelective addition of C-based nucleophiles to sterically hindered alkynals *via* an iminium ion intermediate.¹⁸

C–H bond activation has emerged as a powerful strategy in modern asymmetric synthesis owing to the abundance of hydrocarbons.¹⁹ While increasing reports on asymmetric synthesis of chiral olefins have been documented *via* this strategy, these systems are mostly restricted to tetrasubstituted ones starting from a pre-existing olefin unit.²⁰ In contrast, *trisubstituted* olefins generally bear a much lower racemization barrier due to molecular fluxionality and distortion of the C=C bond. Consequently, they have been largely underexplored due to the synthetic challenges: the reaction kinetic barrier must be lower than that of the subsequent racemization. Although hydroarylation of alkenes have been extensively studied,²¹ the atroposelective hydroarylation of alkynes is highly challenging because internal alkynes are necessary, and the alkene product may suffer from low atropo-stability with the introduced of a relatively small aryl group. We focused on hydroarylation of sterically hindered and electronically activated alkynes such as *N*-alkynylindoles *via* substrate activation. Meanwhile, (hetero) arenes bearing a functionalizable directing group are employed as suitable reagents, especially by a traceless directing group. We hereby report Rh^{III}-catalyzed atroposelective C–H olefination of two classes of arenes with excellent *Z/E* selectivity and enantioselectivity under mild conditions (Scheme 1c).

Results and discussion

Extensive studies were conducted to explore the olefination of diverse arenes using alkyne **2a** as a coupling reagent. Various directing group such as pyridine (oxide), isoquinoline, amide and nitron all failed to give efficient coupling or promising enantioselectivity. To enhance the effectiveness and applicability of the directing group in arenes, *O*-phenyl carbamate with a traceless directing group was investigated. The *N*-group was screened in the coupling with alkyne **2a** (Table 1). No olefination

Table 1 Initial optimization on the phenyl carbamate directing group^a



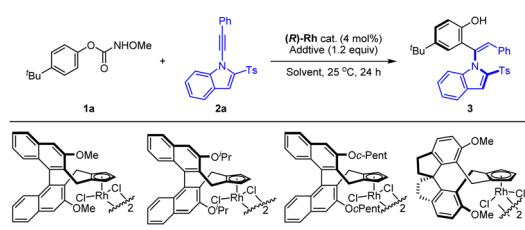
R	H	Me	ⁱ Pr	^t Bu	Ph	Boc	Bn
Yield (%)	N.D.	67	46	N.D.	N.D.	N.D.	23
e.r.	—	88 : 12	85 : 15	—	—	—	70 : 30

^a Reaction conditions: **1** (0.12 mmol), **2a** (0.1 mmol), (**R**)-**Rh1** cat. (4 mol%) and NaOAc (0.12 mmol) in MeOH (2 mL) at 25 °C for 24 h. The e.r. was determined by HPLC analysis using a chiral stationary phase.

product was detectable when simple phenyl hydroxycarbamate was employed. A series of *N*-substituted phenyl carbamate were then extensively investigated. Indeed, some *N*-alkoxy carbamates exhibited activity, affording an *ortho*-alkenylated phenol product with the carbamate being a traceless directing group. *O*-Phenyl-*N*-methoxy carbamate was identified as a suitable substrate with good yield and promising enantioselectivity (88 : 12 e.r.).

Encouraged by the preliminary results, we next examined the effect of the chiral catalyst on the reaction of a *para* ^tBu-substituted carbamate (Table 2), and the reaction proceeded

Table 2 Further optimization studies using phenyl carbamate **1a**^a



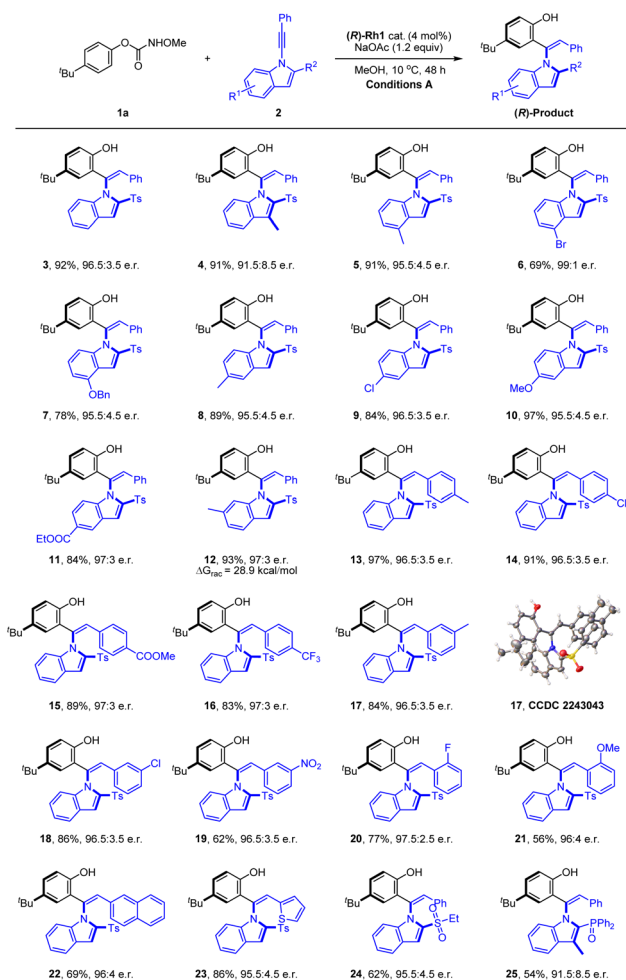
Entry	Cat.	Additive	Solvent	Yield (%)	e.r.
1	(R)- Rh1	NaOAc	MeOH	84	95 : 5
2	(R)- Rh2	NaOAc	MeOH	52	90 : 10
3	(R)- Rh3	NaOAc	MeOH	31	91 : 9
4	(R)- Rh4	NaOAc	MeOH	36	14 : 86
5	(R)- Rh1	NaOAc	PhMe	28	93.5 : 6.5
6	(R)- Rh1	NaOAc	DCE	46	94 : 6
7	(R)- Rh1	NaOAc	TFE	20	87.5 : 12.5
8	(R)- Rh1	NaOAc	EA	19	91 : 9
9	(R)- Rh1	NaOPiv	MeOH	80	95 : 5
10	(R)- Rh1	KOAc	MeOH	83	95.5 : 4.5
11	(R)- Rh1	CsOAc	MeOH	82	95.5 : 4.5
12 ^b	(R)- Rh1	NaOAc	MeOH	81	96.5 : 3.5
13 ^c	(R)- Rh1	NaOAc	MeOH	72	96.5 : 3.5
14 ^d	(R)- Rh1	NaOAc	MeOH	92	96.5 : 3.5

^a Reaction conditions: **1** (0.12 mmol), **2a** (0.1 mmol), (**R**)-**Rh** cat. (4 mol%) and NaOAc (0.12 mmol) in MeOH (2 mL), 25 °C, 24 h, isolated yield. The e.r. was determined by HPLC analysis using a chiral stationary phase. ^b 10 °C. ^c 0 °C. ^d 10 °C, 48 h. N.D. = not detectable.



with high yield and enantioselectivity to afford product **3** under the same reaction conditions when catalyzed by the (**R**)-**Rh1** catalyst, indicative of the substrate effect. Switching to other catalysts ((**R**)-**Rh2–4**) only led to inferior reactivity and enantioselectivity (entries 2–4). Further investigation of solvent effects revealed that MeOH outperformed other common solvents (entries 5–8). The screening of base additives showed that some common carboxylates of sodium, potassium, and cesium slightly increased the enantioselectivity (entries 9–11). Decreasing the temperature to 10 °C resulted in higher enantioselectivity (96.5 : 3.5 e.r., entry 12). Further prolonging the reaction time to 48 h led to excellent yield with no change of the enantioselectivity (entry 14, conditions A).

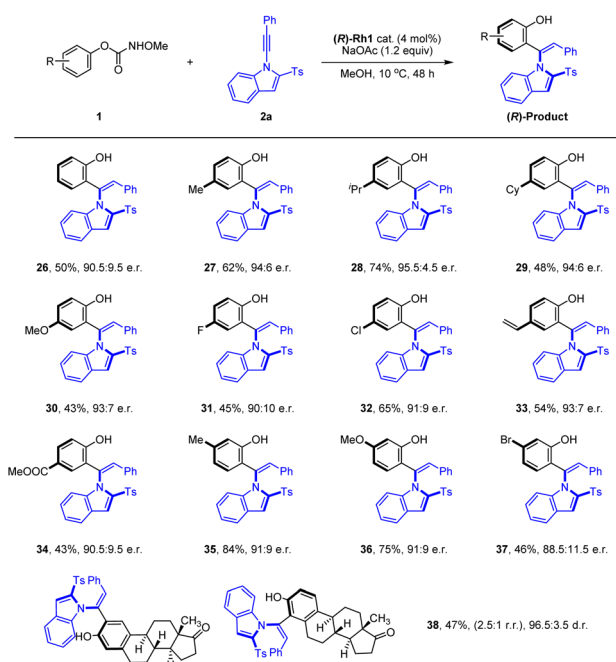
With the optimal conditions in hand, we next explored the scope and limitation of this coupling system. Initially, the scope of the 1-indolylacetylenes was investigated (Scheme 2). The coupling of these alkynes with electron-donating (alkyl and alkoxy), electron-withdrawing (ester), and halogen (Cl and Br) groups at different positions of the indole ring afforded the



Scheme 2 Scope of the alkynes in hydroarylation reactions. [a] Reaction conditions A: **1a** (0.12 mmol), **2** (0.1 mmol), (**R**)-**Rh1** cat. (4 mol%) and NaOAc (0.12 mmol) in MeOH (2 mL), 10 °C, 48 h, isolated yield. The e.r. was determined by HPLC analysis using a chiral stationary phase.

axially chiral olefins in excellent yields and enantioselectivities (**4–12**, 91.5 : 8.5 to 99 : 1 e.r.). Extension of the alkyne terminus to phenyl groups bearing a large range of electron-donating, -withdrawing, and halogen substituents at the meta and para positions were fully compatible (**13–23**). Of note, alkynes bearing an *ortho*-substituted phenyl was also compatible despite the somewhat enhanced steric effect, giving the desired product in excellent enantioselectivity and efficiency (**20** and **21**, >96 : 4 e.r.). The alkyne terminus was also successfully expanded to a 2-thienyl, affording the corresponding product **23** in 86% yield and 95.5 : 4.5 e.r. The bulky 2-substituent in the indole was not restricted to a sulfonyl group, and *N*-alkynylindoles bearing a 2-diphenylphosphoryl group also reacted smoothly in high enantioselectivity under the standard reaction conditions (**25**, 91.5 : 8.5 e.r.). The absolute configuration of the product **17** was determined by X-ray crystallography (CCDC 2243043†) to be (*R*), and the rest were assigned by analogy. To obtain the conformational stability of this class of product, racemization studies have been conducted for **12**, and a $\Delta G_{\text{rac}}^{\ddagger} = 28.9 \text{ kcal mol}^{-1}$ was obtained in PhMe at 80 °C, indicating the relatively low stability.

We next evaluated the generality of phenyl methoxycarbamate in the coupling with alkyne **2a** under the optimal conditions, where pronounced substituent effects were observed (Scheme 3). Simple phenyl methoxycarbamate was tolerated in this reaction and attenuated enantioselectivity was obtained (**26**, 90.5 : 9.5 e.r.). Carbamates bearing an electron-donating group at *para* position of the benzene ring tend to react with high yield and enantiomeric ratios (**27–30**). Similarly, carbamates with a halogen, vinyl, or ester group at the *para*

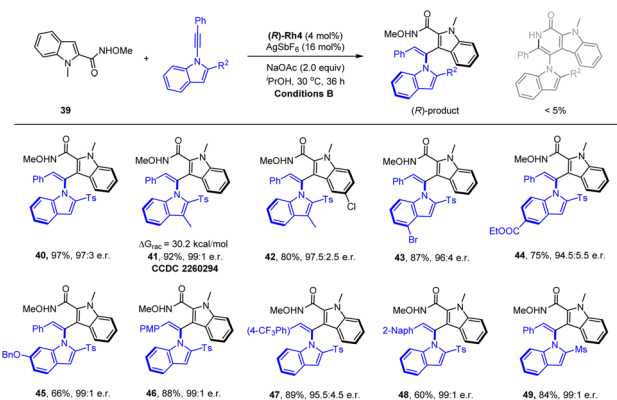


Scheme 3 Scope with respect to phenyl methoxycarbamates in C–H Olefination. [a] Reaction conditions A: **1a** (0.12 mmol), **2** (0.1 mmol), (**R**)-**Rh1** cat. (4 mol%) and NaOAc (0.12 mmol) in MeOH (2 mL), 10 °C, 48 h, isolated yield. The e.r. was determined by HPLC analysis using a chiral stationary phase.

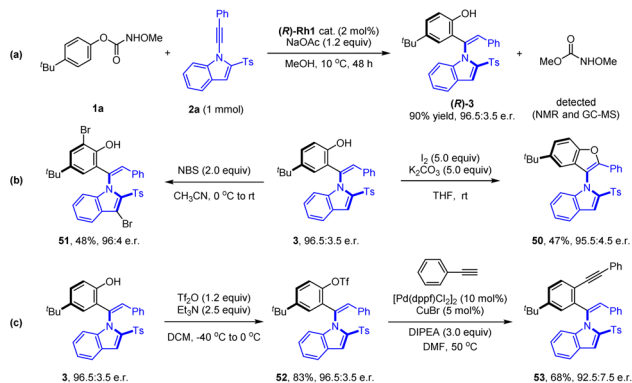


position all tend to react in good yields and slightly lower atroposelectivities (31–34). The presence of *meta* Me, OMe, and Br groups was also well tolerated, and the corresponding product was obtained with good yield and enantioselective control (35–37). Overall, the reaction enantioselectivity is affected by both the steric and electronic effects of the substituent. Moreover, an estrone-derived carbamate also proved effective in this coupling system with high d.r., albeit with a moderate conversion and a low regioselectivity, and the product (38) could be potentially useful in pharmaceutical development. Unfortunately, no reaction occurred when an *ortho*-substituted *O*-phenyl methoxycarbamate was employed as a substrate even under harsh conditions.

To better explore the scope of arene reagents in atroposelective C–H olefination, typically reactive heteroarenes such as indoles have been investigated. We have identified *N*-methoxy-2-indolylcarboxamide (39) as a suitable candidate (Scheme 4). Extensive studies have been conducted to control both the enantioselectivity and the chemical selectivity because it readily underwent redox-neutral [4 + 2] annulation *via* cleavage of an internal oxidizing N–OMe bond. Optimizations of the catalyst, solvent, and additive revealed that the rhodium spirocyclic Cp catalyst (*R*)-Rh4 (ref. 22) outperformed the rest, and the choice of ^tPrOH solvent was essential to suppress the [4 + 2] side reaction (see ESI†). Both excellent enantioselectivity and reactivity were realized under these conditions. The scope of this atroposelective system was briefly explored by using various alkyne reagents. It was found that introduction of alkyl, alkoxy, halogen, and CF₃ group to the different positions of the alkyne has been well-tolerated, and excellent enantioselectivities ranging from 94.5 : 5.5 to 99 : 1 e.r. have been realized (40–49). The absolute configuration of product 41 was determined to be (*R*) by X-ray crystallography (CCDC 2260294†). The conformational stability of product 41 was also investigated (90 °C, toluene), and a racemization barrier of 30.2 kcal mol⁻¹ was obtained, which is only slightly higher than that of the product 12. In contrast to the high reactivity of the indolyl N–Me



Scheme 4 Atroposelective C–H olefination of 2-Indolylcarboxamides. [a] Reaction conditions B: indolylcarboxamide (0.1 mmol), alkyne 2 (0.12 mmol), (*R*)-Rh4 (4 mol%), AgSbF₆ (16 mol%), and NaOAc (0.2 mmol) in ^tPrOH (2 mL), 30 °C, 36 h, isolated yield. The e.r. was determined by HPLC analysis using a chiral stationary phase.



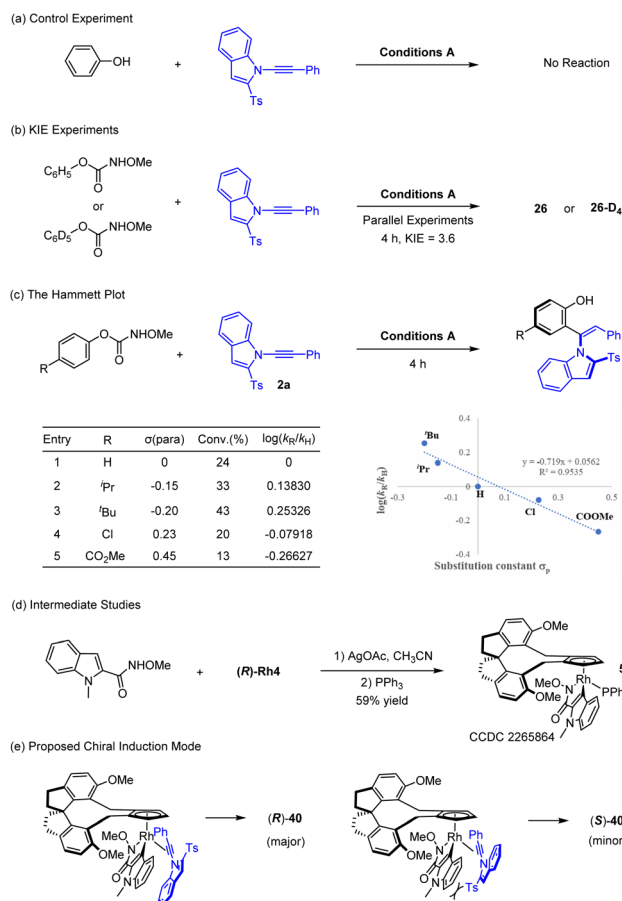
Scheme 5 Scale-up synthesis and transformations of selected products.

substrate, no reaction was observed when the corresponding protic NH reagent was used, likely due to the N–N chelation that inhibited subsequent C–H activation (substrate inhibition).

Synthetic applications of representative products were next demonstrated (Scheme 5). To explore the scalability of this protocol, the reaction of carbamate 1a was performed at a mmol scale under a reduced catalyst loading, affording (*R*)-3 in 90% yield with 96.5 : 3.5 e.r. Oxidative C–O cyclization has been realized when the (*R*)-3 was treated with I₂ under mild conditions, affording a C–N axially chiral biaryl 50 in a moderate yield (47%) and excellent enantioselectivity (95.5 : 4.5 e.r.). Electrophilic bromination of 3 with NBS was accomplished in 68% yield with 92.5 : 7.5 e.r. of the product 51. *O*-Triflation (52) of the axially chiral indole–phenol with Tf₂O followed by the Sonogashira coupling with phenylacetylene afforded alkyne 53 in good yield. In all cases, only slight erosion of enantiopurity was detected.

Experimental studies have been briefly conducted to gain some insight into the mechanism of this reaction (Scheme 6). A control experiment using simple phenol as a substrate has been conducted under the standard conditions, but no desired product was detected (Scheme 6a). This observation indicated necessity of the carbamate directing group, and the phenol moiety was derived from decay of this traceless directing group. Indeed, an OMe carbamate was detected as a co-product (see Scheme 5a). The reaction likely follows a C–H activation pathway based on previously related reports of phenols bearing a heterocyclic directing group, and kinetic isotope effect (KIE) was then determined from two parallel reactions using 1 and 1-*d*₅. A rather large value of KIE = 3.6 was obtained based ¹H NMR analysis of the coupled products, indicating that the cleavage of the C–H bond is involved in the rate-limiting step (Scheme 6b). A Hammett plot of log(*k*_R/*k*_H) for various *para*-substituted phenyl methoxycarbamates revealed a clear linear correlation with a slight negative slope (Scheme 6c), suggesting stabilization of positive charge in the transition state of the turnover-limiting step. This is consistent with a C–H activation process where a more electron-rich arene is more susceptible to C–H activation. To explore the mechanism of the indolylcarboxamide system, a stoichiometric C–H activation reaction between





Scheme 6 Mechanistic studies.

the amide **39** and the **Rh-4** complex was conducted in the presence of a base followed by saturation with PPh_3 ,^{9b} affording the 18-electron complex **54** in high yield as a single stereoisomer (Scheme 6d) that has been characterized by X-ray crystallography (CCDC 2265864†). Complex **54** was indeed catalytically active when designated as a catalyst for the coupling of amide **39** and **2a**, affording coupled product **40** in high yield with 98.5 : 1.5 e.r. In complex **54**, the bulky amide directing group is pointed inward for minimized repulsions with the chiral ligand, which will then dictate the orientation of an incoming alkyne **2a** in the catalytic cycle (replacement of the PPh_3 by the alkyne). A stereochemical control model^{9b,12,23} is then proposed to account for the observed enantioselectivity of the product **40** when catalyzed by the **(R)-Rh4** catalyst on the basis of our previous report (Scheme 6e). The 2-Ts group of the alkyne is aligned upward, as dictated by the chiral environment of the rhodacycle for minimized steric repulsions with the arene ring. Enantiodetermining migratory insertion of the Rh–C bond is followed by protonolysis of the resulting rhodium vinyl bond, affording the observed (*R*) product.

Conclusions

In conclusion, we have successfully developed an efficient and redox-neutral approach for atroposelective synthesis of axially

chiral trisubstituted styrenes using two classes of arenes. The coupling systems proceeded *via* C–H activation–olefination of the arene with a sterically hindered alkynes as a result of dynamic kinetic transformation of the alkyne. In the case of *O*-phenyl carbamate substrates, the carbamate serves as a traceless directing group, affording synthetically useful phenols. On the other hand, efficient C–H olefination of 2-indolylcarboxamide was realized by successful suppression of the [4 + 2] redox-neutral annulation reaction. Relatively low atroposelectivity of these chiral olefins have been evoked. In both systems, the hydroarylation reactions proceeded with excellent *Z/E*-selectivity, chemoselectivity, regioselectivity, and enantioselectivity. This coupling system provides a potentially useful protocol to access chiral olefins that may find applications in asymmetric synthesis.

Data availability

Further details of the experimental procedure, ¹H, and ¹³C NMR, HPLC spectra, and X-ray crystallographic data for products **17**, **41** and **54** are available in the ESI.†

Author contributions

X. L. and F. W. conceived the idea and directed the project. X. Zhu, R. Mi and J. Yin performed the experiments. X. L. and F. W. wrote the manuscript.

Conflicts of interest

The authors declare no competing financial interests.

Acknowledgements

Financial support from the NSFC (22101167) and the SNNU is gratefully acknowledged.

Notes and references

- For recent reviews, see: (a) E. Kumarasamy, R. Raghunathan, M. P. Sibi and J. Sivaguru, *Chem. Rev.*, 2015, **115**, 11239–11300; (b) J. E. Smyth, N. M. Butler and P. A. Keller, *Nat. Prod. Rep.*, 2015, **32**, 1562–1583; (c) G. Bringmann, T. Gulder, T. A. M. Gulder and M. Breuning, *Chem. Rev.*, 2011, **111**, 563–639; (d) Y.-M. Li, F.-Y. Kwong, W.-Y. Yu and A. Chan, *Coord. Chem. Rev.*, 2007, **251**, 2119–2144; (e) S. Erbas-Cakmak, D. A. Leigh, C. T. McTernan and A. L. Nussbaumer, *Chem. Rev.*, 2015, **115**, 10081–10206; (f) S. T. Toenjes and J. L. Gustafson, *Future Med. Chem.*, 2018, **10**, 409–422; (g) X.-Z. Bao, J. Rodriguez and D. Bonne, *Angew. Chem., Int. Ed.*, 2020, **59**, 12623–12634; (h) J. Clayden, W. J. Moran, P. J. Edwards and S. R. Laplante, *Angew. Chem., Int. Ed.*, 2009, **48**, 6398–6401.
- For some recent reviews: (a) D. Bonne and J. Rodriguez, *Chem. Commun.*, 2017, **53**, 12385–12393; (b) D. Bonne and J. Rodriguez, *Eur. J. Org. Chem.*, 2018, **2018**, 2417–2431; (c) S. Zhang, G. Liao and B.-F. Shi, *Chin. J. Org. Chem.*, 2019,



- 39, 1522–1528; (d) G. Liao, T. Zhou, Q.-J. Yao and B.-F. Shi, *Chem. Commun.*, 2019, **55**, 8514–8523; (e) T.-Z. Li, S.-J. Liu, W. Tan and F. Shi, *Chem.–Eur. J.*, 2020, **26**, 15779–15792; (f) B.-C. Da, S.-H. Xiang, S. Li and B. Tan, *Chin. J. Chem.*, 2021, **39**, 1787–1796; (g) J. K. Cheng, S.-H. Xiang, S.-Y. Li, L. Ye and B. Tan, *Chem. Rev.*, 2021, **121**, 4805–4902; (h) J. K. Cheng, S.-H. Xiang and B. Tan, *Acc. Chem. Res.*, 2022, **55**, 2920–2937; (i) H.-H. Zhang and F. Shi, *Acc. Chem. Res.*, 2022, **55**, 2562–2580.
- 3 For some representative reviews: (a) J. Wencel-Delord, A. Panossian, F. R. Leroux and F. Colobert, *Chem. Soc. Rev.*, 2015, **44**, 3418–3430; (b) A. Link and C. Sparr, *Chem. Soc. Rev.*, 2018, **47**, 3804–3815; (c) P. Loxq, E. Manoury, R. Poli, E. Deydier and A. Labande, *Coord. Chem. Rev.*, 2016, **308**, 131–190.
- 4 G. Centonze, C. Portolani, P. Righi and G. Bencivenni, *Angew. Chem., Int. Ed.*, 2023, e202303966.
- 5 (a) V. C. Fäseke and C. Sparr, *Angew. Chem., Int. Ed.*, 2016, **55**, 7261–7264; (b) A. J. Fugard, A. S. K. Lahdenperä, J. S. J. Tan, A. Mekareeya, R. S. Paton and M. D. Smith, *Angew. Chem., Int. Ed.*, 2019, **58**, 2795–2798; (c) Q.-J. Yao, P.-P. Xie, Y.-J. Wu, Y.-L. Feng, M.-Y. Teng, X. Hong and B.-F. Shi, *J. Am. Chem. Soc.*, 2020, **142**, 18266–18276.
- 6 For some representative reviews on axially chiral olefins: (a) J. Feng and Z.-H. Gu, *SynOpen*, 2021, **05**, 68–85; (b) S. Wu, S.-H. Xiang, J. K. Cheng and B. Tan, *Tetrahedron Chem*, 2022, **1**, 100009.
- 7 (a) Y.-S. Jang, Ł. Woźniak, J. Pedroni and N. Cramer, *Angew. Chem., Int. Ed.*, 2018, **57**, 12901–12905; (b) S.-G. Wang, Y. Liu and N. Cramer, *Angew. Chem., Int. Ed.*, 2019, **58**, 18136–18140; (c) L. Liu, H. Song, Y.-H. Liu, L.-S. Wu and B.-F. Shi, *ACS Catal.*, 2020, **10**, 7117–7122; (d) P.-J. Hu, B.-X. Liu, F. Wang, R.-J. Mi, X.-X. Li and X.-W. Li, *ACS Catal.*, 2022, **12**, 13884–13896; (e) J.-Y. Li, P.-P. Xie, T. Zhou, P.-F. Qian, Y.-B. Zhou, H.-C. Li, X. Hong and B.-F. Shi, *ACS Catal.*, 2022, **12**, 9083–9091.
- 8 (a) Z.-J. Jia, C. Merten, R. Gontla, C. G. Daniliuc, A. P. Antonchick and H. Waldmann, *Angew. Chem., Int. Ed.*, 2017, **56**, 2429–2434; (b) E. A. Trifonova, N. M. Ankudinov, A. A. Mikhaylov, D. A. Chusov, Y. V. Nelyubina and D. S. Perekalin, *Angew. Chem., Int. Ed.*, 2018, **57**, 7714–7718; (c) X.-F. Yang, G.-F. Zheng and X.-W. Li, *Angew. Chem., Int. Ed.*, 2019, **58**, 322–326; (d) W.-J. Cui, Z.-J. Wu, Q. Gu and S.-L. You, *J. Am. Chem. Soc.*, 2020, **142**, 7379–7385; (e) G.-Z. Li, X.-Q. Yan, J.-J. Jiang, H. Liang, C. Zhou and J. Wang, *Angew. Chem., Int. Ed.*, 2020, **59**, 22436–22440; (f) R.-J. Mi, Z.-Y. Ding, S.-J. Yu, R. H. Crabtree and X. Li, *J. Am. Chem. Soc.*, 2023, **145**, 8150–8162.
- 9 (a) M.-M. Tian, D.-C. Bai, G.-F. Zheng, J.-B. Chang and X.-W. Li, *J. Am. Chem. Soc.*, 2019, **141**, 9527–9532; (b) F. Wang, Z.-S. Qi, Y.-X. Zhao, S.-L. Zhai, G.-F. Zheng, R.-J. Mi, Z.-Y. Huang, X.-L. Zhu, X.-M. He and X.-W. Li, *Angew. Chem., Int. Ed.*, 2020, **59**, 13288–13294; (c) P.-J. Hu, L.-H. Kong, F. Wang, X.-L. Zhu and X.-W. Li, *Angew. Chem., Int. Ed.*, 2021, **60**, 20424–20429; (d) W.-W. Zhang, Q. Wang, S.-Z. Zhang, C. Zheng and S.-L. You, *Angew. Chem., Int. Ed.*, 2023, **62**, e202214460.
- 10 H. Song, Y. Li, Q.-J. Yao, L. Jin, L. Liu, Y.-H. Liu and B.-F. Shi, *Angew. Chem., Int. Ed.*, 2020, **59**, 6576–6580.
- 11 L. Jin, Q.-J. Yao, P.-P. Xie, Y. Li, B.-B. Zhan, Y.-Q. Han, X. Hong and B.-F. Shi, *Chem*, 2020, **6**, 497–511.
- 12 R.-J. Mi, H.-H. Chen, X.-K. Zhou, N. Li, D.-Q. Ji, F. Wang, Y. Lan and X.-W. Li, *Angew. Chem., Int. Ed.*, 2022, **61**, e202111860.
- 13 W.-Y. Li, S.-L. Chen, J.-H. Xie, Z.-W. Fan, K. Yang and Q.-L. Song, *Nat. Synth.*, 2023, **2**, 140–151.
- 14 D.-Q. Ji, J.-R. Jing, Y. Wang, Z.-S. Qi, F. Wang, X.-P. Zhang, Y. Wang and X.-W. Li, *Chem*, 2022, **8**, 3346–3362.
- 15 C. Yang, T.-R. Wu, Y. Li, B.-B. Wu, R.-X. Jin, D.-D. Hu, Y.-B. Li, K.-J. Bian and X.-S. Wang, *Chem. Sci.*, 2021, **12**, 3726–3732.
- 16 F.-T. Sheng, S.-C. Wang, J.-Q. Zhou, C.-P. Cheng, Y. Wang and S.-L. Zhu, *ACS Catal.*, 2023, **13**, 3841–3846.
- 17 (a) S.-Q. Jia, Z.-L. Chen, N. Zhang, Y. Tan, Y.-D. Liu, J. Deng and H.-L. Yan, *J. Am. Chem. Soc.*, 2018, **140**, 7056–7060; (b) Y. Tan, S.-Q. Jia, F.-L. Hu, Y.-D. Liu, L. Peng, D.-M. Li and H.-L. Yan, *J. Am. Chem. Soc.*, 2018, **140**, 16893–16898; (c) S. Li, D. Xu, F.-L. Hu, D.-M. Li, W.-L. Qin and H.-L. Yan, *Org. Lett.*, 2018, **20**, 7665–7669; (d) Y.-B. Wang, P.-Y. Yu, Z.-P. Zhou, J. Zhang, J. Wang, S.-H. Luo, Q.-S. Gu, K. N. Houk and B. Tan, *Nat. Catal.*, 2019, **2**, 504–513; (e) A.-Q. Huang, L.-L. Zhang, D.-M. Li, Y.-D. Liu, H.-L. Yan and W.-J. Li, *Org. Lett.*, 2019, **21**, 95–99.
- 18 S.-C. Zheng, S. Wu, Q.-H. Zhou, L. W. Chung, L. Ye and B. Tan, *Nat. Commun.*, 2017, **8**, 15238–15245.
- 19 For reviews on asymmetric C–H functionalization: (a) R. Giri, B.-F. Shi, K. M. Engle, N. Maugel and J.-Q. Yu, *Chem. Soc. Rev.*, 2009, **38**, 3242–3272; (b) C. Zheng and S.-L. You, *RSC Adv.*, 2014, **4**, 6173–6214; (c) C. G. Newton, S.-G. Wang, C. C. Oliveira and N. Cramer, *Chem. Rev.*, 2017, **117**, 8908–8976; (d) T. G. Saint-Denis, R.-Y. Zhu, G. Chen, Q.-F. Wu and J.-Q. Yu, *Science*, 2018, **359**, eaao4798; (e) Q. Zhang and B.-F. Shi, *Chin. J. Chem.*, 2019, **37**, 647–656; (f) J. Loup, U. Dhawa, F. Pesciaioli, J. Wencel-Delord and L. Ackermann, *Angew. Chem., Int. Ed.*, 2019, **58**, 12803–12818; (g) Ł. Woźniak and N. Cramer, *Trends Chem.*, 2019, **1**, 471–484; (h) T. Yoshino, S. Satake and S. Matsunaga, *Chem.–Eur. J.*, 2020, **26**, 7346–7357; (i) G. Liao, T. Zhang, Z.-K. Lin and B.-F. Shi, *Angew. Chem., Int. Ed.*, 2020, **59**, 19773–19786; (j) P.-S. Wang and L.-Z. Gong, *Acc. Chem. Res.*, 2020, **53**, 2841–2854; (k) T. K. Achar, S. Maiti, S. Jana and D. Maiti, *ACS Catal.*, 2020, **10**, 13748–13793; (l) C.-X. Liu, W.-W. Zhang, S.-Y. Yin, Q. Gu and S.-L. You, *J. Am. Chem. Soc.*, 2021, **143**, 14025–14040.
- 20 (a) J. Feng, B. Li, J.-L. Jiang, M.-K. Zhang, W.-B. Ouyang, C.-Y. Li, Y. Fu and Z.-H. Gu, *Chin. J. Chem.*, 2018, **36**, 11–14; (b) Y.-B. Wang, Q.-H. Wu, Z.-P. Zhou, S.-H. Xiang, Y. Cui, P.-Y. Yu and B. Tan, *Angew. Chem., Int. Ed.*, 2019, **58**, 13443–13447; (c) Y.-Y. Liang, J.-Y. Ji, X.-Y. Zhang, Q.-B. Jiang, J. Luo and X.-D. Zhao, *Angew. Chem., Int. Ed.*, 2020, **59**, 4959–4964; (d) C. Ma, F.-T. Sheng, H.-Q. Wang, S. Deng, Y.-C. Zhang, Y.-C. Jiao, W. Tan and F. Shi, *J. Am. Chem. Soc.*, 2020, **142**, 15686–15696; (e) J. D. Jolliffe, R. J. Armstrong and M. D. Smith, *Nat. Chem.*, 2017, **9**, 558–562.



- 21 (a) B.-H. Ye, P. A. Donets and N. Cramer, *Angew. Chem., Int. Ed.*, 2014, **53**, 507–511; (b) C. M. Filloux and T. Rovis, *J. Am. Chem. Soc.*, 2015, **137**, 508–517; (c) S. Satake, T. Kurihara, K. Nishikawa, T. Mochizuki, M. Hatano, K. Ishihara, T. Yoshino and S. Matsunaga, *Nat. Catal.*, 2018, **1**, 585–591; (d) V. S. Shinde, M. V. Mane, L. Cavallo and M. Rueping, *Chem.–Eur. J.*, 2020, **26**, 8308–8313; (e) S.-J. Lou, Z.-B. Mo, M. Nishiura and Z.-M. Hou, *J. Am. Chem. Soc.*, 2020, **142**, 1200–1205; (f) A. Carral-Menoyo, N. Sotomayor and E. Lete, *ACS Omega*, 2020, **5**, 24974–24993; (g) Y.-H. Liu, P.-P. Xie, L. Liu, J. Fan, Z.-Z. Zhang, X. Hong and B.-F. Shi, *J. Am. Chem. Soc.*, 2021, **143**, 19112–19120.
- 22 J. Zheng, W.-J. Cui, C. Zheng and S.-L. You, *J. Am. Chem. Soc.*, 2016, **138**, 5242–5245.
- 23 (a) B.-H. Ye and N. Cramer, *Science*, 2012, **338**, 504–506; (b) B.-H. Ye and N. Cramer, *J. Am. Chem. Soc.*, 2013, **135**, 636–639.

