

Cite this: *Chem. Sci.*, 2023, 14, 11267 All publication charges for this article have been paid for by the Royal Society of ChemistryReceived 8th July 2023
Accepted 25th September 2023DOI: 10.1039/d3sc03496h
rsc.li/chemical-science

A palladium catalyzed asymmetric desymmetrization approach to enantioenriched 1,3-disubstituted isoindolines†

Dattatraya H. Dethe, * Vimlesh Kumar and Manmohan Shukla

Herein, we report the first palladium/MPAA catalyzed enantioselective C–H activation/[4 + 1] annulation of diarylmethyltriflamide and olefins to construct chiral *cis*-1,3-disubstituted isoindoline derivatives. The use of a readily accessible mono-*N*-protected amino acid as a chiral ligand improves the efficiency and enantioselectivity of the catalytic transformation. The developed method provides access to both enantiomers of a product using either *D* or *L*-phenylalanine derivative as a chiral ligand facilitating the synthesis of both optically active 1,3-disubstituted isoindoline derivatives.

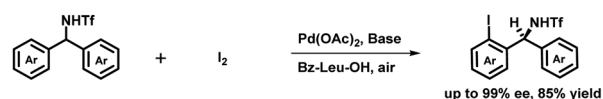
The development of synthetic methodologies that provide direct access to enantiopure molecules and intermediates expedites the biological investigations in the pharmaceutical industry and drug discovery. Various catalytic strategies have been developed to access such optically active compounds of great biological importance under asymmetric synthesis. In the past two decades, numerous potential synthetic methodologies have been developed by using a transition metal catalysed C–H bond functionalization strategy and their applications in synthetic chemistry are well-documented.¹ A major ongoing challenge is the development of enantioselective versions of such reactions, especially the ones involved in the creation of asymmetry during the C–H activation step.² Because of the inherent advantages of atom and step economy, an enantioselective C–H functionalization method offers a unique opportunity to produce chiral molecules of great synthetic interest.³ Transition metal-catalysed asymmetric functionalization of inert C–H bonds has attracted a lot of attention from synthetic chemists for the development of such novel reactions either by stereoselective C–H activation followed by inter- or intramolecular reactions, or by using prochiral starting materials to accomplish enantioselective desymmetrization.⁴ Despite the significant advancement in this area, there is still room to develop new and potential asymmetric C–H functionalization strategies for constructing new chiral scaffolds.⁵ In 2008, the Yu group reported the first palladium catalyzed enantioselective C–H activation by utilizing a mono-*N*-protected amino acid as a chiral ligand.⁶ Thereafter various Pd-catalysed asymmetric C–H functionalization reactions using a mono-*N*-protected amino acid as a chiral ligand

have been reported.⁷ Mono-*N*-protected amino acids (MPAAs) are being successfully used as bifunctional ligands in various Pd-catalysed asymmetric C–H functionalization reactions.⁷ Mechanistic studies indicate that both *N*-acyl and carboxylate groups of MPAAs coordinate to the Pd and modulate the reactivity and stereoselectivity of the *in situ* forming catalyst for C–H activation.⁸ The *N*-acyl group of this ligand may act as an internal base to drive the C–H activation step *via* a concerted metalation–deprotonation (CMD) mechanism and the rigid MPAA chelation helps in proposing a realistic stereo-model to anticipate the stereo-chemical outcome of enantioselective processes.⁸ Various reactions have been developed for the construction of complex cyclic scaffolds from simpler acyclic starting materials by using transition metal catalyzed C–H activation followed by tandem annulation.⁹ In this context, Yu's group was the first to report a palladium catalyzed enantioselective C–H iodination reaction, which provides direct access of chiral diarylmethylamines (Scheme 1a).¹⁰ In 2019 Gulias's group reported palladium catalyzed desymmetrization of diarylmethyltriflamides by reaction with allenes to construct chiral tetrahydroisoquinolines (Scheme 1b).¹¹ Later on, You and coworkers reported the first (*R*)-**CpmRh** catalyzed enantioselective [4 + 1] annulation reaction of benzamides and alkenes to afford a variety of isoindolinones (Scheme 1c).¹² Optically pure isoindolines are constituents of many pharmaceuticals and diverse groups of bioactive natural products.¹³ Particularly, 1,3-disubstituted isoindoline derivatives possess antitumor activity in human melanoma cells when treated along with anticancer medicines. They also inhibit enzymes such as prolyl dipeptidases DPP8 and DPP9 (Fig. 1).¹⁴ Due to their potential biological importance, considerable efforts have been devoted to their efficient synthesis. However, there are only a few synthetic methodologies developed to access racemic and optically active 1,3-disubstituted isoindolines.¹⁵ There is still a significant need

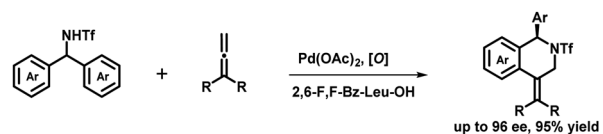
Department of Chemistry, Indian Institute of Technology Kanpur, Kanpur - 208016, India. E-mail: ddethe@iitk.ac.in

† Electronic supplementary information (ESI) available. CCDC 2253137. For ESI and crystallographic data in CIF or other electronic format see DOI: <https://doi.org/10.1039/d3sc03496h>

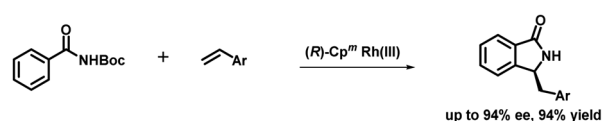
(a) Enantioselective C–H Iodination: Asymmetric Synthesis of Chiral Diarylmethylamines (Yu group, 2013)¹⁰



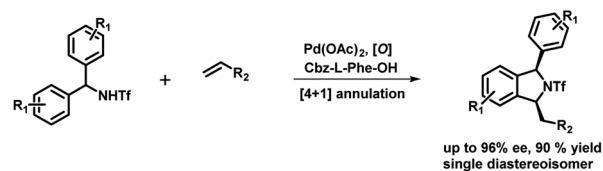
(b) Enantioselective C–H Activation/[4+2] Annulation, Synthesis of Chiral Tetrahydroisoquinolines (Gulias group, 2019)¹¹



(c) Enantioselective [4+1] Annulation, Synthesis of Chiral Isoindolinones (You group, 2020)¹²



(d) This Work: Pd(II) Catalyzed Enantioselective C–H Activation/[4+1] Annulation



Scheme 1 Prior report and this work on desymmetrization and annulation.

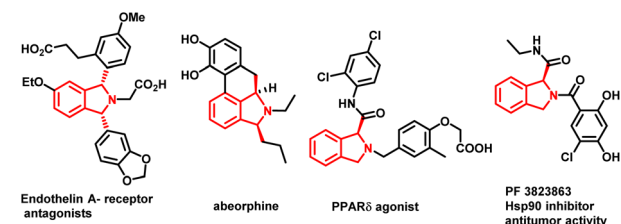
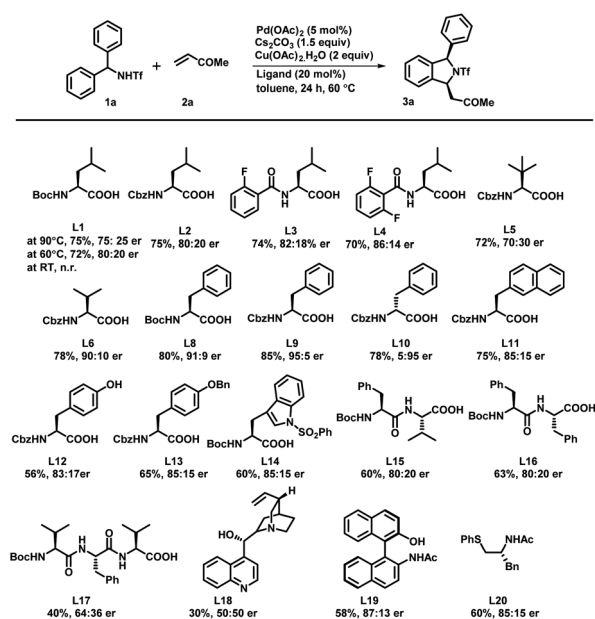


Fig. 1 Optically pure biologically active molecule containing the 1,3-disubstituted isoindoline skeleton.

for developing efficient and versatile strategies for enantioselective and diastereoselective synthesis of 1,3-disubstituted isoindolines. We envisioned that enantioenriched 1,3-disubstituted isoindolines might be constructed by an asymmetric [4 + 1] annulation reaction enabled by Pd-catalyzed desymmetrization of diarylmethyltriflamides with vinyl ketones. In this regard, chemo- and regio-selectivity are notably challenging, as in the absence of *ortho* substitution a mixture of mono- and di-C–H activation could be obtained.¹⁰ Also, the use of vinyl ketones as a coupling partner is challenging, as a mixture of the olefination product and the corresponding

conjugated addition product with poor enantio- and diastereoselectivities could be obtained.^{7b} Inspired by previous studies, here, we report our study on the use of a MPAA as a chiral ligand (**L9**) to enable the unprecedented palladium catalyzed desymmetrization of diarylmethyltriflamides using vinyl ketones to form isoindolines. High enantioselectivities, diastereoselectivities and yields are obtained for the [4 + 1] annulation process and the products of the reaction are privileged scaffolds, which we believe will be of significant interest to practitioners of medicinal chemistry.

To check the feasibility of our method, we performed a reaction between triflyl-protected diarylmethylamine **1a** and methyl vinyl ketone **2a** in the presence of Pd(OAc)₂ (5 mol%), Cs₂CO₃ (1.5 equiv.), and Cu(OAc)₂·H₂O (2 equiv.) in toluene at 90 °C for 24 h (Scheme 2). The reaction of triflamide directed C–H activation followed by concomitant [4 + 1] annulation afforded the corresponding (+/–)-1,3-disubstituted isoindoline derivative **3a** in only 45% yield. To our delight, a significant influence on the reactivity and enantioselectivity was observed when a mono-N-protected amino acid (**L1–L20**) was used as a chiral ligand with the above reaction conditions. We initially tested the Boc-L-leu-OH ligand using the same reaction conditions that afforded the desired product **3a** with 72% yield and a 75 : 25 enantiomeric ratio (er). It confirmed that the MPAA not only acted as a chiral ligand but also showed a strong impact on increasing the reactivity of the palladium catalyst. The temperature effects were examined under the same reaction conditions and we observed 72% yield with an 80 : 20 er at 60 °C. It is important to mention that further variation in the temperature led to noteworthy attenuation in the reaction rate



Scheme 2 Screening of ligands. ^aReaction conditions: **1a** (0.2 mmol), **2a** (0.3 mmol), Pd(OAc)₂ (5 mol%), ligand (20 mol%), Cs₂CO₃ (1.5 equiv.) and Cu(OAc)₂·H₂O (2.0 equiv.) at 60 °C in toluene (3.0 mL) under argon. ^bIsolated yields are of the product. ^cDetermined by HPLC analysis on a chiral stationary phase.

as well as the yield. We also tested L-leucine with different protecting groups such as Boc, Cbz, 2-fluoro-Bz, and 2,6-difluoro-Bz (**L1–L4**) at 60 °C and found no significant changes in the reaction output except that a mediocre change in the enantiomeric ratio was observed in the case of Boc/Cbz-L-Leu-OH. With this, we tested reaction with some Boc & Cbz N-protected structurally diverse MPAAAs (**L5–L14**). Among them, Cbz-L-Phe-OH (**L9**) afforded desired product **3a** with 85% yield and an excellent 95:5 enantiomeric ratio. Subsequently, Boc protected di- and tri-peptides (**L15–L17**), cinchonine, NOBINAc and **L20** were employed for the transformation but none of them improved the reaction yield and enantioselectivity. To further improve the reaction efficacy and enantioselectivity, we tested the reaction using different palladium catalysts, bases and solvents (Table 1). Catalysts such as Pd(TFA)₂ and Pd(CH₃CN)₂Cl₂ were found to be as effective as Pd(OAc)₂ but [(PET₃)₂PdCl₂] showed no catalytic activity (entry 1–4). Although bases such as K₂CO₃, Ag₂CO₃ and Na₂CO₃ yielded the product **3a**, there was a decrease in either the yield or the enantiomeric ratio (er: 60:40–94:6) (entries 5–7). Similarly, polar solvents including DMF and dioxane failed to offer desired transformation; instead the starting material was recovered from the reaction. The reaction in 1,2-dichloroethane afforded the 1,3-disubstituted isoindoline derivative in 70% yield and a 91:9 enantiomeric ratio (entry 8–10). Increase in the yield of the product **3a** was observed when the reaction was carried out using 10 mol% Pd(OAc)₂ (entry 11). However, no reaction was

observed in the absence of either Cs₂CO₃ or Cu(OAc)₂, which confirmed that the base and oxidant were necessary for this transformation (entries 12 and 13). On the basis of a previous report,¹¹ to further enhance the ee and yield of the reaction we also performed reaction under the optimized reaction conditions with the addition of 15 equiv. of DMSO. We observed only a trace amount of desired product and the starting material was recovered (entry 14). Even complete replacement of toluene with DMSO didn't improve the result (entry 15). So far, we found the reaction conditions for (entry 11) to be the best to explore and investigate the substrate scope of this transformation.¹⁶

Under optimized reaction conditions, we investigated the scope of various triflyl-protected diarylmethylamines (**1a–1n**) with methyl vinyl ketone **2a** (Scheme 3). Typically, various substituents at different positions of the aromatic ring were well tolerated without imposing any of their steric or electronic effects. Diarylmethyltriflylamine (**1a–1e**) bearing substituents at the *para*-position such as methyl, ethyl, electron-withdrawing fluoro, and chloro groups successfully underwent an enantioselective C–H activation/[4 + 1] annulation reaction with methyl vinyl ketone to provide the corresponding isoindoline derivatives (**3a–3e**) with excellent yield (84–90%) and enantiomeric ratios (up to 95:5 er). Electron rich substituents at the *para* position such as OMe on diarylmethyltriflylamine also showed viability for the transformation in affording the desired product (**3f**) with good yield (88%) and enantiomeric ratio (94:6). Similarly, *meta*-substituents Me and OCF₃ on diarylmethyltriflylamine afforded desired products with

Table 1 Optimization table of reaction conditions^a

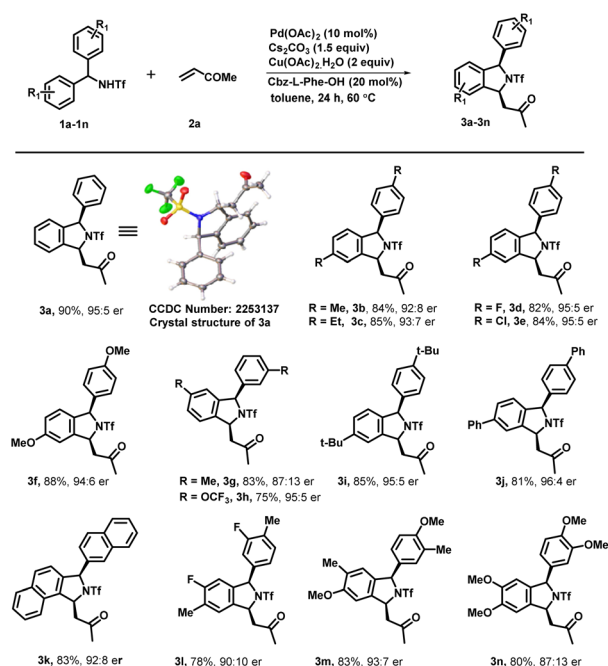
Entry	Catalyst	Base	Solvent	Yield ^b	er ^c
1	Pd(OAc) ₂	Cs ₂ CO ₃	Toluene	85%	95:5
2	Pd(TFA) ₂	Cs ₂ CO ₃	Toluene	80%	92:8
3	Pd(CH ₃ CN) ₂ Cl ₂	Cs ₂ CO ₃	Toluene	70%	93:7
4	Pd(PET ₃) ₂ Cl ₂	Cs ₂ CO ₃	Toluene	—	—
5	Pd(OAc) ₂	K ₂ CO ₃	Toluene	70%	94:6
6	Pd(OAc) ₂	Ag ₂ CO ₃	Toluene	68%	60:40
7	Pd(OAc) ₂	Na ₂ CO ₃	Toluene	78%	85:15
8	Pd(OAc) ₂	Cs ₂ CO ₃	DMF	—	—
9	Pd(OAc) ₂	Cs ₂ CO ₃	Dioxane	—	—
10	Pd(OAc) ₂	Cs ₂ CO ₃	1,2-DCE	70%	91:9
11 ^d	Pd(OAc) ₂	Cs ₂ CO ₃	Toluene	90%	95:5
12	Pd(OAc) ₂	—	Toluene	Trace	—
13 ^e	Pd(OAc) ₂	Cs ₂ CO ₃	Toluene	—	—
14 ^{d,f}	Pd(OAc) ₂	Cs ₂ CO ₃	Toluene	Trace	—
15 ^d	Pd(OAc) ₂	Cs ₂ CO ₃	DMSO	Trace	—

^a Reaction conditions: **1a** (0.2 mmol), **2a** (0.3 mmol), Pd(OAc)₂ (5 mol%), ligand (20 mol%), base (1.5 eq.) and Cu(OAc)₂·H₂O (2.0 equiv.) at 60 °C in toluene (3.0 mL) under argon. ^b Isolated yields are of the product.

^c Determined by HPLC analysis on a chiral stationary phase.

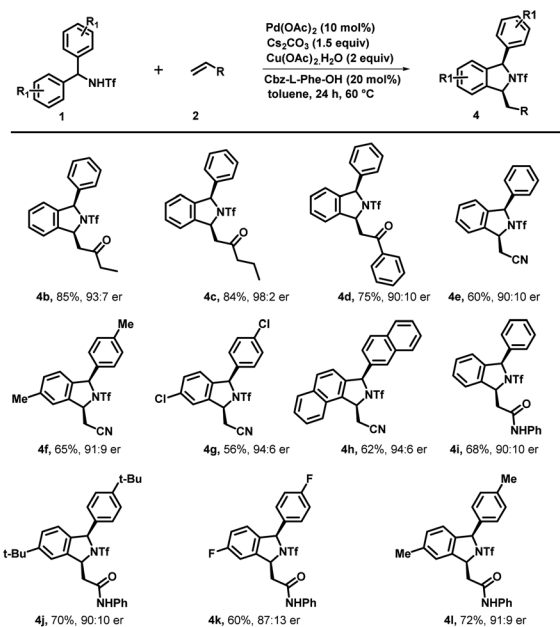
^d Reaction conducted in the presence of 10 mol% Pd(OAc)₂.

^e Reaction conducted in the absence of Cu(OAc)₂·H₂O. ^f 15 equiv. of DMSO added.



Scheme 3 Scope of diarylmethyltriflylamine for the enantioselective synthesis of 1,3-disubstituted isoindoline. ^aReaction conditions: **1** (0.2 mmol), **2a** (0.3 mmol), Pd(OAc)₂ (10 mol%), Cbz-L-Phe-OH (20 mol%), Cs₂CO₃ (1.5 equiv.) and Cu(OAc)₂·H₂O (2.0 equiv.) at 60 °C in toluene (3.0 mL) under argon. ^bIsolated yields are of the product. ^cDetermined by HPLC analysis on a chiral stationary phase.

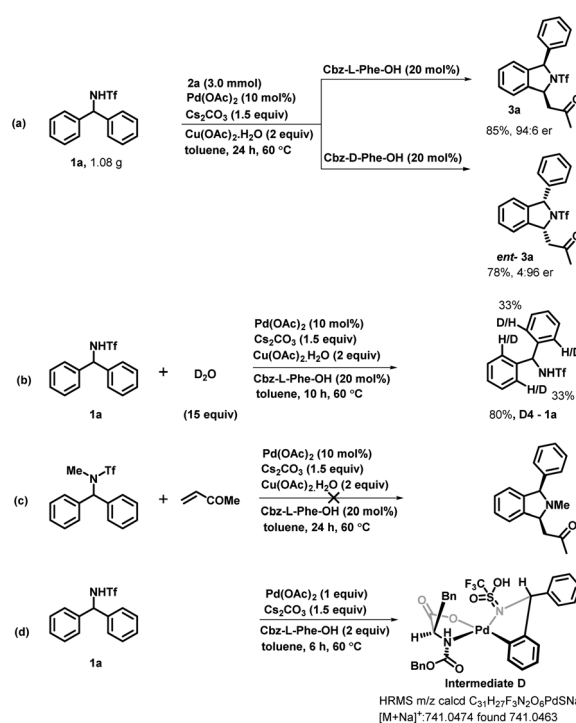
a regioselective manner under the influence of the steric effect. In the case of electron rich substrates, the reaction occurred smoothly at the less sterically hindered site providing products **3g** with a moderate er (87 : 13) and good yields whereas reaction also occurred at the less hindered site in the case of the electron withdrawing group $-\text{OCF}_3$ containing substrate **1h** afforded product **3h** with an excellent er (95 : 5) and moderate yield (75%). Furthermore, sterically hindered and strong electron donating substituents at the *para* position (*tert*-butyl and phenyl) provided desired products **3i** and **3j** in good yields (81–85%) and an excellent enantiomeric ratio (96 : 4). Gratifyingly, *N*-(di(naphthalen-2-yl)methyl)-1,1,1-trifluoromethanesulfonamide successfully underwent an enantioselective C–H activation/[4 + 1] annulation reaction with methyl vinyl ketone to produce **3k** with a good er (92 : 8) and yield. Similar reactivity and enantioselectivity were observed when reactions were performed with disubstituted substrates, which afforded **3l**, **3m** and **3n** with moderate to good yield and good to excellent er. Furthermore, various activated olefins were examined under standard reaction conditions by performing the reaction with compound **1a** (Scheme 4). It is noteworthy that different vinyl ketone derivatives, including ethyl and phenyl, successfully reacted with substrate **1a** and afforded required products (**4b** and **4d**) with high enantioselectivity and yields. Remarkably, the use of propyl vinyl ketone resulted in the formation of product **4c** with good yield and an excellent enantiomeric ratio 98 : 2. It was delightful and interesting to observe that acrylonitrile underwent smooth reaction with **1a**, **1b** and **1k** to afford the corresponding cyclized products **4e**, **4f** and **4g** respectively in moderate yield and good to excellent er.



Scheme 4 Scope of Olefins. ^aReaction conditions: **1a** (0.2 mmol), **2** (0.3 mmol), $\text{Pd}(\text{OAc})_2$ (10 mol%), Cbz-L-Phe-OH (40 mol%), Cs_2CO_3 (1.5 equiv.) and $\text{Cu}(\text{OAc})_2 \cdot \text{H}_2\text{O}$ (2.0 equiv.) at 60 °C in toluene (3.0 mL) under argon. ^bIsolated yields are of the product. ^cDetermined by HPLC analysis on a chiral stationary phase. [Note] **2f** is used (0.2 mmol).

Similarly, acrylamide **2f** also reacted efficiently with **1a**, **1i**, **1d** and **1b** producing cyclized products **4i**, **4j**, **4k** and **4l** with (68–72%) yield and 91 : 9 er. Furthermore, we also performed reaction with various activated olefins such as acrylates, vinyl acetates, vinylsulfones, styrene and vinyl ethers under the optimized reaction conditions but unfortunately these olefinic partners didn't couple to afford the desired product and only the starting material was recovered.

To demonstrate the synthetic utility of our developed enantioselective transformation, we scaled up the reaction by employing diarylmethyltriflamide **1a** and methyl vinyl ketone **2a** on both the enantiomers of *cbz*-protected phenylalanine. The corresponding enantioenriched isoindoline derivative **3a** was obtained in 85% yield and 94 : 6 er and *ent*-**3a** was obtained in 78% yield and 4 : 96 er (Scheme 5a). In order to understand the mechanism of this reaction, we performed some mechanistic studies. We performed a deuterium-labeling experiment with diarylmethyltriflamide **1a** and D_2O under the optimized reaction conditions. The product **1a-D₄** was obtained in 80% yield with 33% deuterium incorporation at four *ortho*-positions of both rings (Scheme 5b). This deuterium scrambling at the *ortho*-position indicates that the C–H activation step was reversible. Furthermore, we examined the reaction of *N*-methyltriflyl-protected diarylmethylamine with methyl vinyl ketone to check whether the NH proton is abstracted *in situ* and then C–H activation occurs. Interestingly, no reaction was observed (Scheme 5c). This result suggests that the NH proton is necessary for this reaction. Furthermore, the five-membered palladacycle intermediate was detected in high-resolution mass spectrometry (HRMS), confirming metalation following C–H bond activation (Scheme 5d).



Scheme 5 (a–d) Mechanistic studies and gram scale synthesis.

On the basis of previous reports,^{2b,8,10,11,12,17a-c} a plausible mechanism for enantioselective synthesis of *cis*-1,3-disubstituted isoindoline derivatives is depicted in . Initially palladium acetate would react with the MPAA to produce an active species **A**, which would then react with substrate **1a** in the presence of a base affording intermediate **B**. Enantioselective C–H activation would occur through a proposed transition state **C**. We propose this transition state on the basis of a previous report^{17a} and detection of intermediate **D** and then the absolute configuration was determined from X-ray crystal structure analysis of product **3a**. In this transition state, the N-protecting group is pushed below the Pd coordination plane due to steric repulsion of the amino acid side chain (benzyl group). The substrate needs to coordinate in such a way that the activating C–H points downward to the carbonyl oxygen of the N-protecting group, as this acts as an internal base for proton abstraction. The sp² C–H bond mandates a downward orientation for the prochiral carbon in the coplanar *ortho* position and an upward orientation for the aryl ring. To avoid producing an eclipsed conformation with the reacting upward phenyl group, the downward phenyl group adopts a sterically less hindered axial position in this structure, which ultimately results in an (*R*)-configured product. After enantioselective C–H activation it forms intermediate **D**, which is confirmed by high-resolution mass spectrometry (HRMS) of 5-membered palladacycle intermediate **D**. The coordination of olefins followed by alkene migratory 1,2-addition affords a seven-membered palladacycle **E**, which undergoes *syn* β-H elimination resulting in the formation of intermediate **F**. Subsequently second migratory insertion of this metal hydride species leads to thermodynamically stable 6-membered palladacycle intermediate **G**. Finally, intermediate **G** undergoes reductive elimination to deliver the cyclized product and Pd(0). This Pd(0) could be re-oxidized in the presence of

Cu(OAc)₂ and convert into active species **A** for a new catalytic cycle (Scheme 6).

Conclusions

In summary, we have developed a triflamide directed palladium(II) catalysed enantioselective C–H activation/[4 + 1] annulation reaction between diraylmethyltriflamide and activated olefins with the assistance of MPAAAs. The developed method provides efficient access to chiral *cis*-1,3-disubstituted isoindoline derivatives. Mild reaction conditions, excellent regio-, diastereo-, and enantioselectivity, broad substrate scope and functional group tolerance proved the versatility of this method.

Data availability

Further details of the experimental procedure, ¹H, ¹³C, NMR spectra, HPLC analyses and X-ray crystallographic data for **3a** are available in the ESI†

Author contributions

D. H. D. directed the project and wrote the manuscript. V. K. wrote the manuscript, prepared the ESI† and conducted most of the synthetic experiments. M. S. has done some of the synthetic experiment.

Conflicts of interest

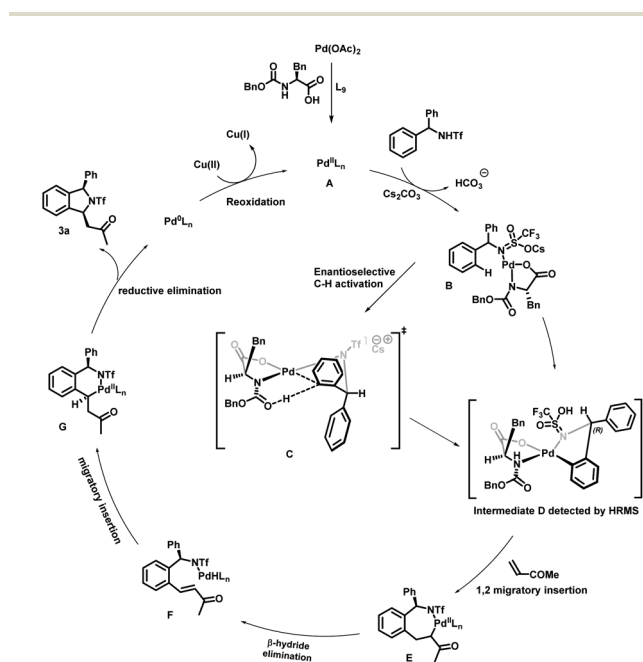
The authors declare no competing financial interest.

Acknowledgements

V. K. thanks IIT Kanpur for a research fellowship. M. S. thanks UGC, New Delhi, for the award of a research fellowship. Financial support from SERB Project No. CRG/2022/002967 and CSIR Project No. 02(0412)/21/EMR-II is gratefully acknowledged. The authors thank Dr Umesh Prasad Singh for single crystal X-ray analysis.

Notes and references

- (a) J.-J. Li, T.-S. Mei and J.-Q. Yu, *Angew. Chem., Int. Ed.*, 2008, **120**, 6452–6455; (b) D. H. Dethle, N. C. Beeralingappa and C. Singha, *Handbook of CH-Functionalization*, 2022, pp. 1–39; (c) C. Tsukano and Y. Takemoto, *Handbook of CH-Functionalization*, 2022, pp. 1–49.
- (a) C. G. Newton, S. G. Wang, C. C. Oliveira and N. Cramer, *Chem. Rev.*, 2017, **117**, 8908–8976; (b) K. Yang, M. Song, H. Liu and H. Ge, *Chem. Sci.*, 2020, **11**, 12616–12632; (c) T. K. Achar, S. Maiti, S. Jana and D. Maiti, *ACS Catal.*, 2020, **10**, 13748–13793; (d) C. X. Liu, W. W. Zhang, S. Y. Yin, Q. Gu and S. L. You, *J. Am. Chem. Soc.*, 2021, **143**, 14025–14040; (e) B. B. Zhan, L. Jin and B. F. Shi, *Trends Chem.*, 2022, **4**, 220–235.



Scheme 6 Proposed catalytic cycle.



- 3 S. L. You, *Asymmetric functionalization of C-H bonds*; Royal Society of Chemistry: Cambridge, UK, 2015.
- 4 (a) T. G. Saint-Denis, R. Y. Zhu, G. Chen, Q. F. Wu and J.-Q. Yu, *Science*, 2018, **35**, 6377; (b) D. W. Gao, Q. Gu, C. Zheng and S. L. You, *Acc. Chem. Res.*, 2017, **50**, 351–365; (c) D. Y. Zhu, P. Chen and J. B. Xia, *ChemCatChem*, 2016, **8**, 68–73; (d) B. Ye and N. Cramer, *Acc. Chem. Res.*, 2015, **48**, 1308–1318; (e) C. Zheng and S. L. You, *RSC Adv.*, 2014, **4**, 6173–6214; (f) H. M. Peng, L. X. Dai and S. L. You, *Angew. Chem., Int. Ed.*, 2010, **49**, 5826–5828.
- 5 X. Vidal, M. Font, M. Gulías and J. L. Mascareñas, *Handbook of CH-Functionalization*, 2022, pp. 1–47.
- 6 B.-F. Shi, N. Maugel, Y.-H. Zhang and J.-Q. Yu, *Angew. Chem., Int. Ed.*, 2008, **120**, 4960–4964.
- 7 (a) Q. Shao, K. Wu, Z. Zhuang, S. Qian and J.-Q. Yu, *Acc. Chem. Res.*, 2020, **53**, 833–851; (b) B. F. Shi, Y. H. Zhang, J. K. Lam, D. H. Wang and J.-Q. Yu, *J. Am. Chem. Soc.*, 2010, **132**, 460–461; (c) Z. J. Du, J. Guan, G. J. Wu, P. Xu, L. X. Gao and F. S. Han, *J. Am. Chem. Soc.*, 2015, **137**, 632–635; (d) L. Hu, P. X. Shen, Q. Shao, K. Hong, J. X. Qiao and J.-Q. Yu, *Angew. Chem., Int. Ed.*, 2019, **58**, 2134–2138; (e) D. W. Gao, Q. Gu and S. L. You, *J. Am. Chem. Soc.*, 2016, **138**, 2544–2547; (f) D. W. Gao, Q. Gu and S. L. You, *ACS Catal.*, 2014, **4**, 2741–2745; (g) X.-F. Bai, Q.-C. Mu, Z. Xu, K.-F. Yang, L. Li, Z.-J. Zheng, C.-G. Xia and L.-W. Xu, *ACS Catal.*, 2019, **9**, 1431–1436; (h) J. M. González, B. Cendón, J. L. Mascareñas and M. Gulías, *J. Am. Chem. Soc.*, 2021, **143**, 3747–3752.
- 8 (a) G. J. Cheng, P. Chen, T. Y. Sun, X. Zhang, J.-Q. Yu and Y. D. Wu, *Chem.-Eur. J.*, 2015, **21**, 11180–11188; (b) B. E. Haines and J.-Q. Yu, *ACS Catal.*, 2017, **7**, 4344–4354.
- 9 (a) P. F. Qian, T. Zhou, J. Y. Li, Y. B. Zhou and B. F. Shi, *ACS Catal.*, 2022, **12**, 13876–13883; (b) D. H. Dethe, N. C. Beeralingappa, S. A. Siddiqui and P. N. Chavan, *J. Org. Chem.*, 2022, **87**, 4617–4630; (c) M. Gulías and J. L. Mascareñas, *Angew. Chem., Int. Ed.*, 2016, **55**, 11000–11019; (d) R. S. Thombal, P. Y. M. Rubio, D. Lee, D. Maiti and Y. R. Lee, *ACS Catal.*, 2022, **12**, 5217–5230; (e) J. M. González, X. Vidal, M. A. Ortuño, J. L. Mascareñas and M. Gulías, *J. Am. Chem. Soc.*, 2022, **144**, 21437–21442; (f) J. M. González, B. Cendón, J. L. Mascareñas and M. Gulías, *J. Am. Chem. Soc.*, 2021, **143**, 3747–3752; (g) M. Font, M. Gulías and J. L. Mascareñas, *Angew. Chem., Int. Ed.*, 2022, **61**, e202112848.
- 10 L. Chu, X.-C. Wang, C. E. Moore, A. L. Rheingold and J.-Q. Yu, *J. Am. Chem. Soc.*, 2013, **135**, 16344–16347.
- 11 X. Vidal, J. L. Mascareñas and M. Gulías, *J. Am. Chem. Soc.*, 2019, **141**, 1862–1866.
- 12 W.-J. Cui, Z.-J. Wu, Q. Gu and S.-L. You, *J. Am. Chem. Soc.*, 2020, **142**, 7379–7385.
- 13 (a) B. Portevin, C. Tordjman, P. Pastoureaux, J. Bonnet and G. De Nanteuil, *J. Med. Chem.*, 2000, **43**, 4582–4593; (b) T. L. Stuk, B. K. Assink, R. C. Bates, D. T. Erdman, V. Fedij, S. M. Jennings, J. A. Lassig, R. J. Smith and T. L. Smith, *Org. Process Res. Dev.*, 2003, **7**, 851–855; (c) E. Valencia, A. J. Freyer, M. Shamma and V. Fajardo, *Tetrahedron Lett.*, 1984, **25**, 599–602.
- 14 (a) D. Berger, R. Citarella, M. Dutia, L. Greenberger, W. Hallett, R. Paul and D. Powell, *J. Med. Chem.*, 1999, **42**, 2145–2161; (b) P. P. Kung, B. Huang, G. Zhang, J. Z. Zhou, J. Wang, J. A. Digits, J. Skaptason, S. Yamazaki, D. Neul, M. Zientek, J. Elleraas, P. Mehta, M. J. Yin, M. J. Hickey, K. S. Gajiwala, C. Rodgers, J. F. Davies and M. R. Gehring, *J. Med. Chem.*, 2010, **53**, 499–503; (c) P. P. Mehta, P. P. Kung, S. Yamazaki, M. Walls, A. Shen, L. Nguyen, M. R. Gehring, G. Los, T. Smeal and M. J. Yin, *Cancer Lett.*, 2011, **300**, 30–39; (d) S. Van Goethem, V. Matheeußen, J. Joossens, A. M. Lambeir, X. Chen, I. De Meester, A. Haemers, K. Augustyns and P. Van Der Veken, *J. Med. Chem.*, 2011, **54**, 5737–5746.
- 15 (a) G. Pandey, R. Varkhedkar and D. Tiwari, *Org. Biomol. Chem.*, 2015, **13**, 4438–4448; (b) S. Xing, H. Cui, J. Qin, N. Gu, B. Zhang, K. Wang, Y. Wang, L. Xia and Y. Wang, *Org. Chem. Front.*, 2018, **5**, 1950–1956; (c) R. E. Gawley, S. R. Chemburkar, A. L. Smith and T. V. Anklekar, *J. Org. Chem.*, 1988, **53**, 5381–5383; (d) S. Takizawa, N. Inoue, S. Hirata and H. Sasai, *Angew. Chem., Int. Ed.*, 2010, **49**, 9725–9729; (e) Z. He, T. Liu, H. Tao and C. J. Wang, *Org. Lett.*, 2012, **14**, 6230–6233; (f) S. Takizawa, M. Sako, M. A. Abozeid, K. Kishi, H. D. P. Wathsala, S. Hirata, K. Murai, H. Fujioka and H. Sasai, *Org. Lett.*, 2017, **19**, 5426–5429; (g) S. M. Son, Y. J. Seo and H. K. Lee, *Chem. Comm.*, 2016, **52**, 4286–4289; (h) C. T. Hung, C. W. Lu, S. H. Huang, Y. F. Lu, H. C. Chou and C. C. Tsai, *J. Org. Chem.*, 2021, **86**, 12354–12366; (i) Y. Yi, H. Lee and C.-H. Jun, *Chem. Commun.*, 2016, **52**, 10171–10174.
- 16 Kinetic resolution was performed using both non-symmetrical amides and α -alkyl benzyltriflamides with methyl vinyl ketone under standard reaction conditions but in both the cases an inseparable mixture of compounds was observed.
- 17 (a) D. G. Musaev, A. Kaledin, B. F. Shi and J.-Q. Yu, *J. Am. Chem. Soc.*, 2012, **134**, 1690–1698; (b) R. E. Plata, D. E. Hill, B. E. Haines, D. G. Musaev, L. Chu, D. P. Hickey, M. S. Sigman, J.-Q. Yu and D. G. Blackmond, *J. Am. Chem. Soc.*, 2017, **139**, 9238–9245; (c) K. S. L. Chan, H. Y. Fu and J. Q. Yu, *J. Am. Chem. Soc.*, 2015, **137**, 2042–2046.

