


IN THIS ISSUE

ISSN 0003-2654 CODEN ANALAO 149(12) 3267-3488 (2024)



Cover

See Siddabasave Gowda B. Gowda, Shu-Ping Hui et al., pp. 3293–3301.

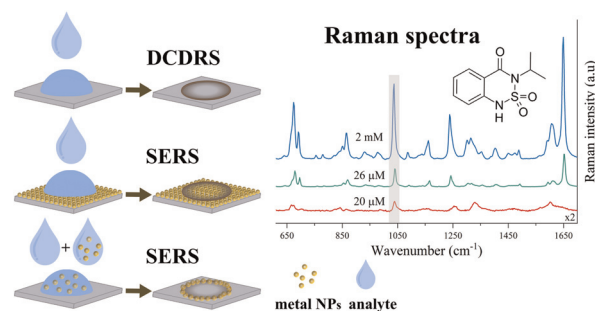
Image reproduced by permission of Siddabasave Gowda B. Gowda and Shu-Ping Hui from *Analyst*, 2024, **149**, 3293.

MINIREVIEW

3276

Analytical applications of droplet deposition Raman spectroscopy

Eva Kočíšová, Alžbeta Kůižová and Marek Procházka*

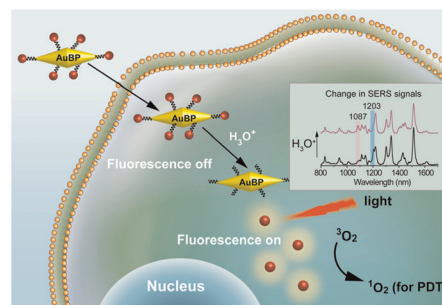


COMMUNICATION

3288

Immobilising an acid-cleavable dimeric phthalocyanine on gold nanobipyramids for intracellular pH detection and photodynamic elimination of cancer cells

Yue Cao, Roy C. H. Wong, Evelyn Y. Xue, Han Zhang, Jie Wang, Yan Ding, Lei Zhang, Feng Chen, Jianfang Wang and Dennis K. P. Ng*



Advance your career in science

with professional recognition that showcases
your **experience, expertise and dedication**

Stand out from the crowd

Prove your commitment
to attaining excellence in
your field

Gain the recognition you deserve

Achieve a professional
qualification that inspires
confidence and trust

Unlock your career potential

Apply for our professional
registers (RSci, RSciTech)
or chartered status
(CChem, CSci, CEnv)

Apply now

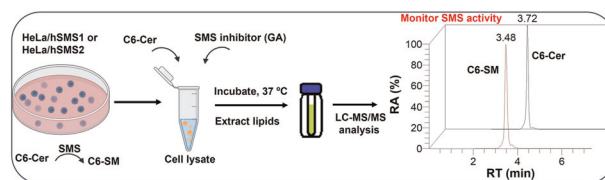
rsc.li/professional-development



3293

A facile method for monitoring sphingomyelin synthase activity in HeLa cells using liquid chromatography/mass spectrometry

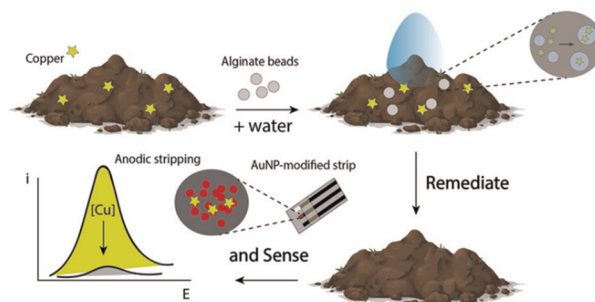
Punith M. Sundaraswamy, Yusuke Minami, Jayashankar Jayaprakash, Siddabasave Gowda B. Gowda,* Hiroyuki Takatsu, Divyavani Gowda, Hye-Won Shin and Shu-Ping Hui*



3302

Remediate and sense: alginate beads empowered by portable electrochemical strips for copper ion removal and detection at environmental sites

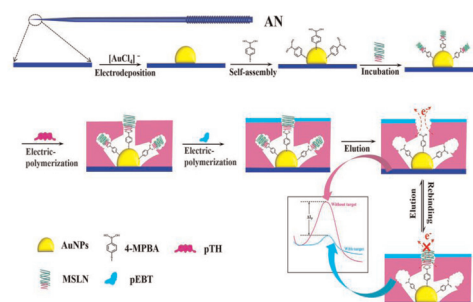
Ada Raucci, Mayla Metitiero, Chiara Cuzzi, Panagiota M. Kalligosfyri, Marianna Messina, Michele Spinelli, Angela Amoresano, Sheridan L. Woo, Ilaria Cacciotti* and Stefano Cinti*



3309

A mesothelin microsensor based on an embedded thionine electronic medium within an imprinted polymer on an acupuncture needle electrode

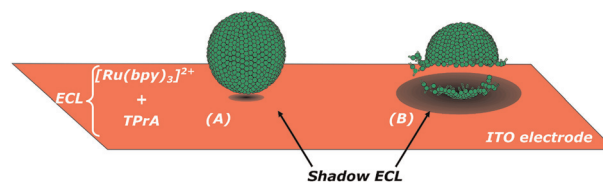
Yi Zhang, Xue Kong, Hai-Yang Guo, Jing Wang* and Zheng-Zhi Yin*



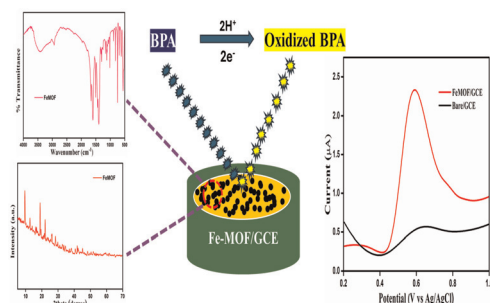
3317

Shadow electrochemiluminescence imaging of giant liposomes opening at polarized electrodes

Fatma Ben Trad, Jérôme Delacotte, Frédéric Lemaître, Manon Guille-Collignon, Stéphane Arbault, Neso Sojic,* Eric Labbé and Olivier Buriez*



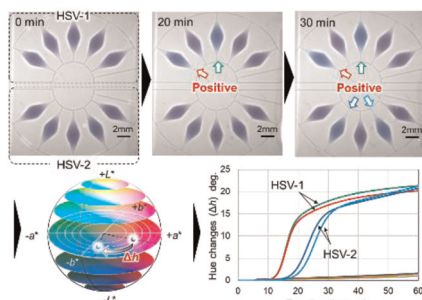
3325



An iron metal–organic framework-based electrochemical sensor for identification of Bisphenol-A in groundwater samples

Madappa C. Maridevaru, Aashutosh Dube, Reshma Kaimal, Abdullah Al Souwaileh, Sathananthan Kannadasan and Sambandam Anandan*

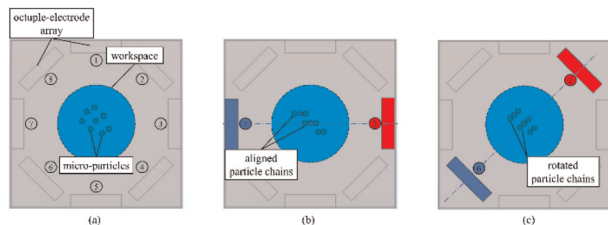
3335



A microfluidic-based quantitative analysis system for the multiplexed genetic diagnosis of human viral infections using colorimetric loop-mediated isothermal amplification

Daigo Natsuhara,* Akira Miyajima, Tomoya Bussho, Shunya Okamoto, Moeto Nagai, Masaru Ihira and Takayuki Shibata*

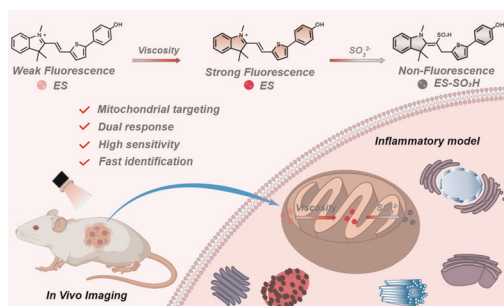
3346



Design and optimization of an octuple-electrode array for micro-particle chain rotation via electrorotation integrated with machine vision technology

Zhijie Huan, Zexiang Chen, Xiongbiao Zheng, Yiwei Zhang, Jingjie Zhang and Weicheng Ma*

3356



Mitochondria-targeted fluorescent probe for simultaneously imaging viscosity and sulfite in inflammation models

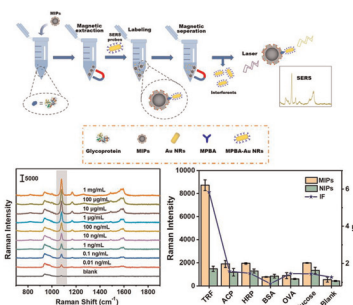
Zixiong Peng, Dan Zhang, Hang Yang, Zhe Zhou, Feiyi Wang, Zhao Wang,* Jun Ren* and Erfei Wang*



3363

Molecularly imprinted polymer-based SERS sensing of transferrin in human serum

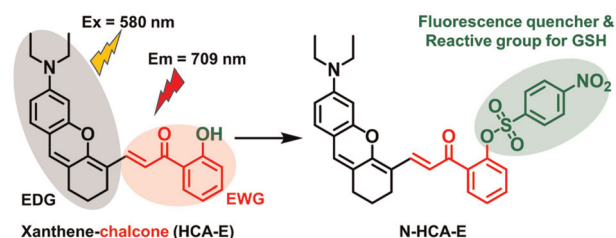
Xin-yi Wang, An-ran Liu* and Song-qin Liu



3372

Developing NIR xanthene-chalcone fluorophores with large Stokes shifts for fluorescence imaging

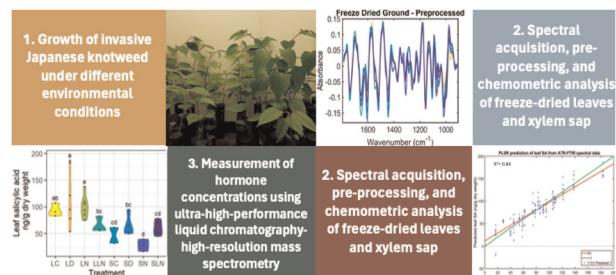
Chao Wang,* Rongrong Yuan, Siyue Ma, Qing Miao, Xufang Zhao, Yuxia Liu, Siwei Bi and Guang Chen*



3380

Attenuated total reflection Fourier-transform infrared spectroscopy for the prediction of hormone concentrations in plants

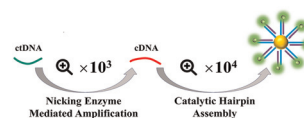
Claire A. Holden, Martin R. McAinsh, Jane E. Taylor, Paul Beckett, Alfonso Albacete, Cristina Martínez-Andújar, Camilo L. M. Morais and Francis L. Martin*



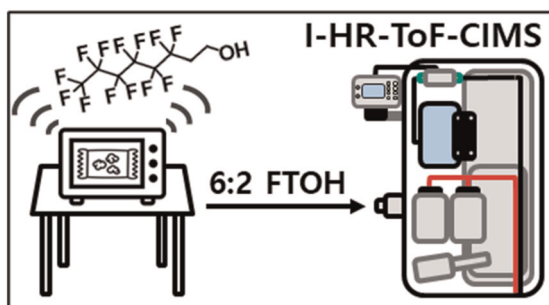
3396

A quadratic isothermal amplification fluorescent biosensor without intermediate purification for ultrasensitive detection of circulating tumor DNA

Zhaojie Wu, Hongshan Zheng, Yongjun Bian, Jian Weng, Ru Zeng and Liping Sun*



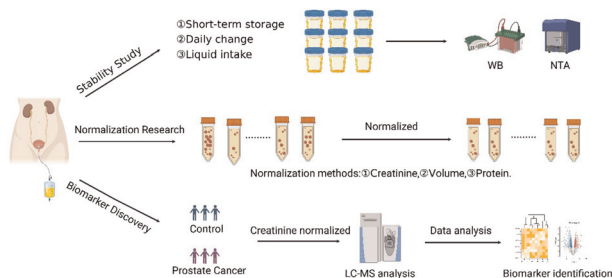
3405



External liquid calibration method for iodide chemical ionization mass spectrometry enables quantification of gas-phase per- and polyfluoroalkyl substances (PFAS) dynamics in indoor air

Michael J. Davern, Gabrielle V. West, Clara M. A. Eichler, Barbara J. Turpin, Yue Zhang* and Jason D. Surratt*

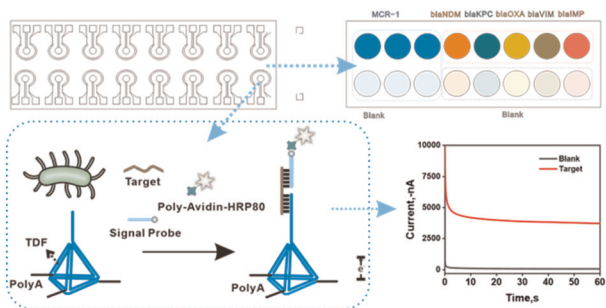
3416



Assessment of urine sample collection and processing variables for extracellular vesicle-based proteomics

Guiyuan Zhang, Yajie Ding, Hao Zhang, Dong Wei, Yufeng Liu, Jie Sun, Zhuoying Xie, W. Andy Tao* and Yefei Zhu*

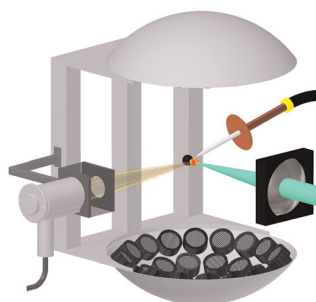
3425



A multi-channel electrochemical biosensor based on polyadenine tetrahedra for the detection of multiple drug resistance genes

Yanan Song, Jun Feng, Xueming Wang, Yanli Wen, Li Xu, Yinbo Huo, Lele Wang, Qing Tao, Zhenzhou Yang, Gang Liu, Min Chen,* Lanying Li* and Juan Yan*

3433



Elemental analysis of levitated solid samples by microwave-assisted laser induced breakdown spectroscopy

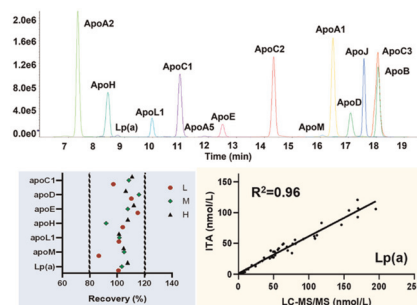
Ali M. Alamri, Wanxia Zhao, Steve Tassios, Sheng Dai and Zeyad T. Alwahabi*



3444

Simultaneous quantitative LC-MS/MS analysis of 13 apolipoproteins and lipoprotein (a) in human plasma

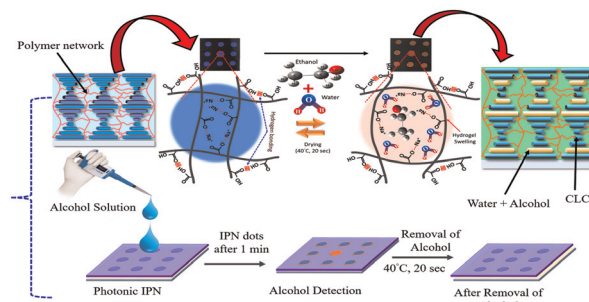
Yuxuan Zhang, Xuanru Ren, Zhitong Zhou, Dao Wen Wang, Xiaoquan Rao, Hu Ding and Junfang Wu*



3456

Unveiling the potential of polymer cholesteric liquid crystal interpenetrating networks as a label-free alcohol biochemical sensor

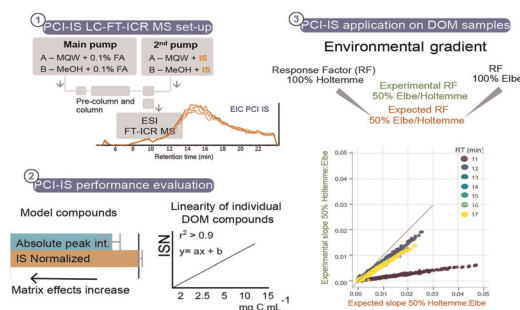
Bhupendra Pratap Singh and Shug-June Hwang*



3468

Post column infusion of an internal standard into LC-FT-ICR MS enables semi-quantitative comparison of dissolved organic matter in original samples

Rebecca Rodrigues Matos, Elaine K. Jennings, Jan Kaesler, Thorsten Reemtsma, Boris P. Koch and Oliver J. Lechtenfeld*



3479

Development of a novel X-ray fluorescence instrument equipped with a noble gas filter

Tsugufumi Matsuyama,* Tomoya Miyahara, Hiroshi Yoshii, Lim Lee Wah and Kouichi Tsuji

