


 Cite this: *Chem. Commun.*, 2024, 60, 14399

 Received 5th September 2024,
 Accepted 30th October 2024

DOI: 10.1039/d4cc04571h

rsc.li/chemcomm

RAFT solution polymerisation of bio-based γ -methyl- α -methylene- γ -butyrolactone monomer in DMSO and Cyrene†

 Oliver J. Harris,^a Ryan R. Larder,^a Beth Jordan,^a Imogen Prior,^a Rita El-Khoury,^a Khaled O. Sebakhy^b and Fiona L. Hatton^{b*}

Reversible addition fragmentation chain transfer (RAFT) solution polymerisation of the bio-based lactone monomer γ -methyl- α -methylene- γ -butyrolactone (γ MeMBL) has been demonstrated in DMSO and Cyrene. RAFT control was evidenced by control over molecular weights, low dispersities, and kinetic evaluation. Purified P(γ MeMBL) homopolymers exhibited high glass transition temperatures (206–221 °C) and excellent thermal stabilities. This work demonstrates the first RAFT solution polymerisation of γ MeMBL and the first example of RAFT polymerisation in Cyrene.

Concerns around sustainability of polymers have driven an increase in research into the preparation of new polymers derived from biomass.¹ Recently, interest in a family of five-membered α -methylene- γ -butyrolactone monomers, bearing an exocyclic double bond, has grown as these monomers are analogous to methyl methacrylate (MMA) and can be derived from nature, see Fig. 1.^{2,3} For instance, α -methylene- γ -butyrolactone (MBL), also known as Tulipalin A, is found in Tulips. MBL and other analogues, β -methyl- α -methylene- γ -butyrolactone (β MeMBL)⁴ and α -methylene- γ , γ -dimethyl- γ -butyrolactone (Me₂MBL)⁵ have been synthesised from itaconic acid, an important renewable feedstock converted from glucose.⁶ While γ -methyl- α -methylene- γ -butyrolactone (γ MeMBL), also known as α -methylene- γ -valerolactone, has been prepared *via* a γ -valerolactone intermediate from levulinic acid, another biomass derived starting material.⁷ Others have also demonstrated the

transformation of γ -valerolactone to γ MeMBL in batch⁸ and flow reactors.⁹

The versatility of these monomers has been demonstrated through successful anionic, group transfer, free radical, reversible deactivation radical, and ring opening polymerisations.^{3,10–13} Ring opening polymerisation results in a polyester containing double bonds,¹⁴ while other polymerisation methods (anionic, radical, group transfer) proceed through the exocyclic double bond, retaining the five-membered ring structure within the polymer.

RDRP techniques such as reversible addition fragmentation chain transfer (RAFT) polymerisation, atom transfer radical polymerisation (ATRP) and nitroxide mediated polymerisation (NMP) have become popular techniques to synthesise well-defined polymers, including various architectures with control over molecular weights.^{15,16} The use of these techniques to synthesise new bio-based polymers using monomers derived from renewable resources has grown in recent years.^{17,18} However, RDRP investigations of this class of α -methylene- γ -butyrolactone monomers is limited to a few examples. MBL was polymerised by ATRP^{19–21} and NMP²² to generate well-defined homo- and block copolymers and has also been demonstrated in oxygen tolerant photochemically induced ATRP.²³ RAFT polymerisations of these monomers have been investigated in the bulk, solution and miniemulsion polymerisations. Qi *et al.* reported RAFT bulk and miniemulsion polymerisations of γ MeMBL in 2008, using cumyl dithiobenzoate as

^a Department of Material, Loughborough University, Loughborough, LE11 3TU, UK. E-mail: f.hatton@lboro.ac.uk

^b Department of Materials, Textiles and Chemical Engineering, Centre for Polymer and Material Technologies (CPMT), Ghent University, Ghent, Belgium

† Electronic supplementary information (ESI) available: Experimental details, RAFT polymerisation screening data, ¹H NMR analyses of P(γ MeMBL)_x and γ MeMBL monomer, GPC chromatograms for P(γ MeMBL)_x synthesised in DMSO, *M_n* by GPC vs. Theoretical *M_n* plot, overlaid RI and UV detector GPC chromatograms, conversions, molecular weight data and GPC chromatograms from chain extension experiment, glass transition temperatures, onset of thermal degradation and TGA profiles for purified P(γ MeMBL)_x synthesised in Cyrene. See DOI: <https://doi.org/10.1039/d4cc04571h>

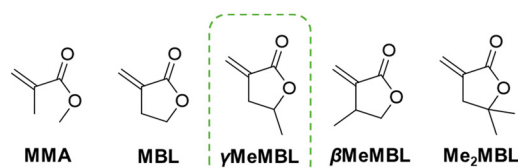


Fig. 1 Chemical structures of MMA and the family of 5-membered α -methylene- γ -butyrolactone monomers; MBL, γ MeMBL, β MeMBL and Me₂MBL.

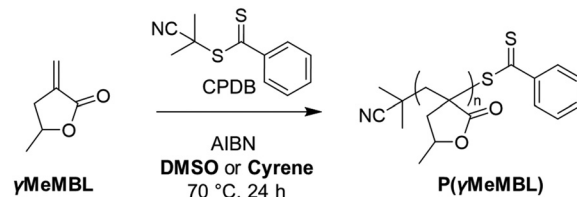


the chain transfer agent (CTA).²⁴ While this CTA controlled the bulk polymerisations reasonably well, aggregation of latex was observed in miniemulsion. To overcome difficulties with the polymerisation of γ MeMBL, styrene was employed as a comonomer. In 2013, Luo and coworkers reported the RAFT *ab initio* emulsion copolymerisation of γ MeMBL and styrene, using a poly(acrylic acid)-*b*-(styrene) macromolecular chain transfer agent, reporting latex with up to 60 wt% γ MeMBL.²⁵ Trotta *et al.* have recently demonstrated the RAFT polymerisation of MBL and Me₂MBL in benzene, using 2-cyano-2-propyl benzo-dithioate (CPDB) as the chain transfer agent.⁵ Recently, RAFT polymerisation of MBL using CPDB was reported in supercritical CO₂ at 300 bar and 80 °C, reporting relatively high conversions (85%) after 24 h, compared with using DMF as the reaction solvent (~65%).²⁶ Thus, the RDRP of these monomers is limited and warrants further investigation.

While it is important to use renewable and bio-based materials, it is also imperative to focus on other reaction conditions to improve sustainability by applying Green Chemistry principles.²⁷ For example, more sustainable solvents reported for RDRP polymerisations include 2-methyltetrahydrofuran,^{28,29} ethyl lactate,^{30–32} cyclopentyl methyl ether^{29,33} and ionic liquids.³⁴ Cyrene (dihydrolevoglucosone) is a solvent of interest as it has been reported as an alternative to polar solvents (DMSO, DMF, NMP), can be produced from biomass, is biodegradable, non-mutagenic and non-toxic.³⁵ Recently, Cyrene has been reported as a suitable solvent for Cu catalysed RDRP polymerisations of (meth)acrylates^{36,37} and ring opening methathesis polymerisation of levoglucosanyl alkyl ethers.³⁸ However, it is still unexplored as a solvent for RAFT polymerisation.

Herein, we report RAFT solution polymerisation of the bio-based lactone γ MeMBL in DMSO and Cyrene. Initial RAFT polymerisation conditions were screened, including solvent, CTA, radical initiator, and CTA/In ratio. Once suitable reaction conditions were identified, P(MeMBL)_x homopolymers were synthesised with varying degrees of polymerisation, kinetic experiments were conducted, and resulting polymers were fully characterised to reveal impressive thermal properties.

Initial screening was performed to identify suitable RAFT polymerisation conditions (Table S1, ESI[†]). In all experiments the targeted degree of polymerisation (DP) was 100, while the CTA, solvent and radical initiator were varied. In all cases the



Scheme 1 Reaction scheme for the RAFT solution polymerisation of γ MeMBL with either DMSO or Cyrene as the solvent at 70 °C.

monomer conversion, as determined by ¹H NMR (Fig. S1, ESI[†]), was relatively high (>85%). Average molecular weights (M_n , M_w) and molecular weight distributions (D) were determined by CHCl₃ GPC analyses. Initially, reaction solvents investigated included DMSO, MeOH and *t*-butanol. DMSO proved to be an effective solvent and has been reported for the free radical polymerisation of γ MeMBL previously.³⁹ Three different CTAs were investigated, CPDB, 4-cyanopentanoic acid dithiobenzoate (CPADB), and 2-cyano-2-propyl dodecyl trithiocarbonate (CPDT). Under identical reaction conditions, CPDB gave a P(γ MeMBL)₁₀₀ homopolymer with the lowest dispersity, D , of 1.26, compared with 1.32 for CPADB and 1.41 for CPDT. Therefore, as CPDB appeared to facilitate the RAFT polymerisation of γ MeMBL and gave P(γ MeMBL) with a relatively low dispersity ($D < 1.3$) compared with CPADB and CPDT, it was used for all subsequent RAFT polymerisations. Previous reports of the RAFT polymerisation of MBL and Me₂MBL also used CPDB, albeit in a more hazardous solvent (benzene).⁵ Using 4,4'-azobis(4-cyanovaleric acid) (ACVA) as the radical initiator resulted in slightly higher dispersity of 1.37 compared with 1.26 with azobisisobutyronitrile (AIBN), hence AIBN was used for the rest of the study. The selected polymerisation conditions in DMSO are detailed in Scheme 1.

To investigate the RAFT solution polymerisation of γ MeMBL further, varying degrees of polymerisation (DP = 50–400) were targeted, see Table 1. The CPDB/AIBN ratio was maintained at 5, and the monomer concentration was 40% w/w. High conversions were obtained when targeting DPs between 50–200 (>92%), with a moderate reduction in conversion observed at the highest target DP of 400 (73%), likely caused by the reduced initiator concentration. The resulting P(γ MeMBL)_x

Table 1 Conversions, theoretical M_n , and M_n , M_w and D values by GPC analyses for P(γ MeMBL) synthesised by RAFT solution polymerisation in DMSO or Cyrene at 70 °C for 24 h, using CPDB as the chain transfer agent

Target composition	Solvent	Conversion ^a (%)	$M_{n\ th}^b$ (g mol ⁻¹)	M_n^c (g mol ⁻¹)	M_w^c (g mol ⁻¹)	D^c
P(γ MeMBL) ₅₀	DMSO	97	5700	5000	6600	1.31
P(γ MeMBL) ₁₀₀		94	10800	8300	10800	1.31
P(γ MeMBL) ₂₀₀		92	20900	13500	16900	1.26
P(γ MeMBL) ₄₀₀		73	33000	19800	25100	1.27
P(γ MeMBL) ₅₀	Cyrene	95	5500	5700	7100	1.25
P(γ MeMBL) ₁₀₀		78	9000	7100	9400	1.32
P(γ MeMBL) ₂₀₀		83	18800	12200	15100	1.24
P(γ MeMBL) ₄₀₀		65	29400	18100	22100	1.22

^a Determined by ¹H NMR spectroscopy. ^b Theoretical M_n ($M_{n\ th}$) calculated as follows: $M_{n\ th} = ((M_w\ mon \times target\ DP) \times (Conv/100)) + M_w\ CTA$.

^c Determined by CHCl₃ GPC analyses.



homopolymers exhibited reasonably low dispersities ($D = 1.26\text{--}1.31$), see Fig. S2 (ESI[†]). Moreover, a linear increase in M_n by GPC was observed *versus* theoretical M_n (Fig. S3, ESI[†]).

Following the RAFT polymerisation of γ MeMBL in DMSO, we investigated the feasibility of performing these syntheses in the more sustainable solvent Cyrene. RAFT polymerisations were conducted in Cyrene using identical reaction conditions to those used in DMSO (see Scheme 1) targeting the same DP range of 50–400, see Table 1. Generally, slightly lower conversions were achieved compared with the equivalent polymerisations conducted in DMSO (65–95%). Control over the molecular weights was observed by GPC analyses (Fig. 2). As observed for the polymerisations in DMSO, the M_n by GPC for $P(\gamma\text{MeMBL})_x$ synthesised in Cyrene increased linearly with theoretical M_n (Fig. S3, ESI[†]) and dispersities, D , were relatively low ($D \leq 1.32$).

Kinetic evaluations were conducted during the syntheses of $P(\gamma\text{MeMBL})_{100}$ in both DMSO and Cyrene, removing samples periodically to determine monomer conversion and molecular weight evolution during the RAFT solution polymerisation, see Fig. 3. First order kinetics were observed along with a linear increase in M_n with conversion, suggesting RAFT control of the polymerisation under these conditions.

It is worth noting that unreacted CPDB was observed by UV-GPC analyses for all samples (during the kinetic evaluations and varying DPs), which suggests that the CTA efficiency here was not optimal. Nevertheless, the presence of the RAFT end groups were confirmed for all $P(\gamma\text{MeMBL})_x$ homopolymers through GPC analyses, evidenced by the direct overlap of the UV absorption peak for the dithiobenzoate group ($\lambda_{\text{max}} = 290$ nm) with the corresponding refractive index signal (Fig. S4, ESI[†]). Furthermore, the RAFT end group fidelity of $P(\gamma\text{MeMBL})_{50}$ was investigated by chain extension with 50 more units of γMeMBL (Table S2, ESI[†]). The resulting $P(\gamma\text{MeMBL})_{100}$ was found to have moderate dispersity ($D = 1.45$), increased M_n and a clear shift in the molecular weight distribution (Fig. S5, ESI[†]). Deconvolution of the raw RI detector response showed that approximately 20% unreacted $P(\gamma\text{MeMBL})_{50}$ remained, suggesting a blocking efficiency of $\sim 80\%$.

One important feature of α -methylene- γ -butyrolactone-based polymers is their impressive thermal properties,

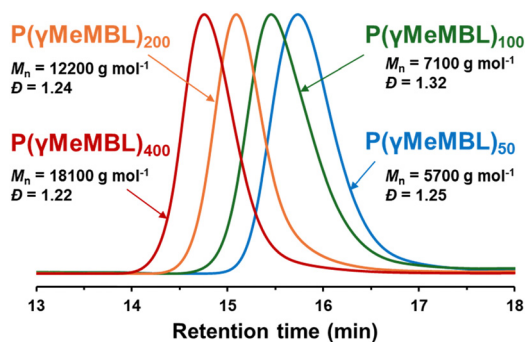


Fig. 2 Normalised overlaid GPC chromatograms for $P(\gamma\text{MeMBL})_x$ synthesised by RAFT solution polymerisation of γMeMBL in Cyrene at 70 °C for 24 h, using CPDB.

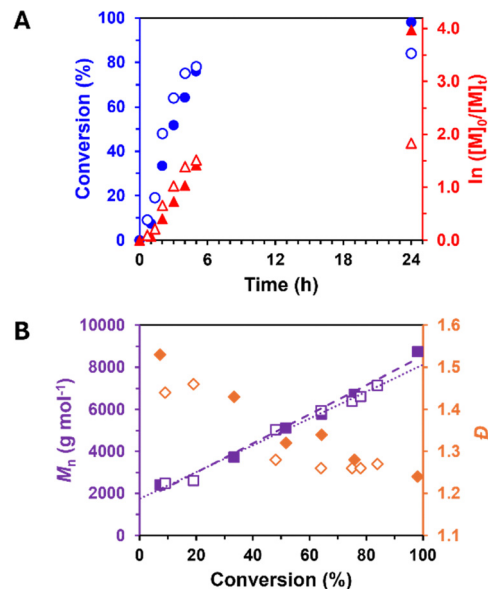


Fig. 3 Kinetic evaluations of the synthesis of $P(\gamma\text{MeMBL})_{100}$ by RAFT solution polymerisation of γMeMBL at 70 °C in DMSO (closed symbols) and Cyrene (open symbols); (A) conversion (blue circles) and the rate of polymerisation (red triangles) *versus* time, and (B) M_n (purple squares) and D (orange diamonds) *versus* conversion. The dashed and dotted lines show the linear increase in M_n in DMSO and Cyrene, respectively.

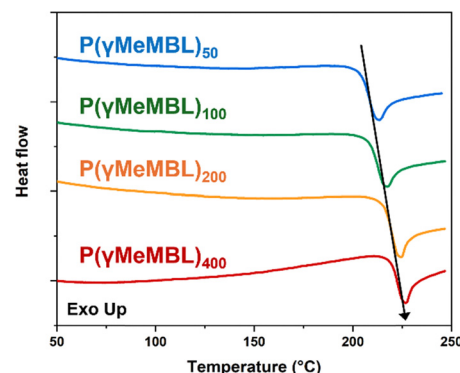


Fig. 4 Offset DSC thermograms for $P(\gamma\text{MeMBL})_x$ synthesised by RAFT solution polymerisation of γMeMBL in Cyrene at 70 °C for 24 h, using CPDB.

compared with PMMA, for example. The $P(\gamma\text{MeMBL})_x$ thermal properties were studied using differential scanning calorimetry (DSC) and thermal gravimetric analysis (TGA), see Table S3 (ESI[†]). DSC revealed the polymers exhibited glass transitions, T_g , of 206, 210, 218 and 221 °C for $P(\gamma\text{MeMBL})$ with M_n of 5.7, 7.1, 12.2 and 18.1 kg mol⁻¹ respectively, with a molecular weight dependence, see Fig. 4. The increase in T_g with increasing M_n is observed due to the reduction in free volume with increasing chain length, as per the Fox-Flory relationship.⁴⁰ Similar T_g values (210–225 °C) were reported by Miyake *et al.*, for $P(\gamma\text{MeMBL})$ synthesised by coordination polymerisation, with $M_n = 2.64\text{--}543$ kg mol⁻¹.⁴¹ This represents a marked increase over a typical high T_g methacrylate-based polymer



poly(methyl methacrylate) ($T_g = 105\text{ }^\circ\text{C}$).⁴² For all P(γ MeMBL)_n samples, a slight endothermic process is also observed towards the end of the T_g step transition, indicative of an enthalpy relaxation.⁴³ TGA showed that the thermal decomposition of the polymers was nearly identical for all P(γ MeMBL)_x compositions, with an onset of degradation observed in the region of 345–366 °C, see Fig. S6 (ESI†). Again, this is appreciably higher than the comparable PMMA (typically in the range of 270–300 °C),⁴⁴ and agrees with previous work where the onset of degradation of P(γ MeMBL), synthesised by coordination polymerisation, was 356 °C.⁴⁵

In summary, we report the successful RAFT solution polymerisation of the bio-based lactone monomer γ MeMBL, and RAFT solution polymerisation using Cyrene, a more sustainable solvent. RAFT control was confirmed by kinetic evaluation, observation of RAFT chain end fidelity and control over target molecular weights and dispersities. However, CTA selection could be improved in future work. The resulting P(γ MeMBL)_x homopolymers had high glass transition temperatures (>200 °C), with molecular weight dependence observed, and excellent thermal stabilities compared with PMMA. This work demonstrates a move towards both well-defined renewable polymers and more sustainable RAFT polymerisation protocols which are both essential for producing sustainable well-defined polymers for value-added applications.

This work was funded by the EPSRC (FLH, EP/W019175/1; OH and RRL, EP/T518098/1) and Loughborough University. We also thank the Department of Chemistry at Loughborough University for access to NMR Spectroscopy.

Data availability

The data supporting this article have been included as part of the ESI.†

Conflicts of interest

There are no conflicts to declare.

Notes and references

- 1 Y. Zhu, C. Romain and C. K. Williams, *Nature*, 2016, **540**, 354–362.
- 2 R. R. A. Kitson, A. Millemaggi and R. J. K. Taylor, *Angew. Chem., Int. Ed.*, 2009, **48**, 9426–9451.
- 3 J. Kollár, M. Danko, F. Pippig and J. Mosnáček, *Front. Chem.*, 2019, **7**, 1–8.
- 4 R. R. Gowda and E. Y. X. Chen, *Org. Chem. Front.*, 2014, **1**, 230–234.
- 5 J. T. Trotta, M. Jin, K. J. Stawiasz, Q. Michaudel, W.-L. Chen and B. P. Fors, *J. Polym. Sci., Part A: Polym. Chem.*, 2017, **55**, 2730–2737.
- 6 J. Becker, A. Lange, J. Fabarius and C. Wittmann, *Curr. Opin. Biotechnol.*, 2015, **36**, 168–175.
- 7 L. E. Manzer, *Appl. Catal., A*, 2004, **272**, 249–256.
- 8 Z. Vobecka, C. Wei, K. Tauer and D. Esposito, *Polymer*, 2015, **74**, 262–271.
- 9 M. Al-Naji, B. Puértolas, B. Kumru, D. Cruz, M. Bäuml, B. V. K. J. Schmidt, N. V. Tarakina and J. Pérez-Ramírez, *ChemSusChem*, 2019, **12**, 2628–2636.
- 10 V. Graur, A. Mukherjee, K. O. Sebakhy and R. K. Bose, *Polymers*, 2022, **14**, 3993.
- 11 A. Elshewy, M. El Hariri El Nokab, J. E. Sayed, Y. A. Alassmy, M. M. Abduljawad, D. R. D'hooge, P. H. M. Van Steenberge, M. H. Habib and K. O. Sebakhy, *ACS Appl. Polym. Mater.*, 2024, **6**, 115–125.
- 12 M. K. Akkapeddi, *Macromolecules*, 1979, **12**, 546–551.
- 13 M. Mousa, H. Bergenudd, A. L. Kron and E. Malmström, *Macromolecules*, 2021, **54**, 6127–6134.
- 14 M. Danko, M. Basko, S. Ďurková, A. Duda and J. Mosnáček, *Macromolecules*, 2018, **51**, 3582–3596.
- 15 M. Destarac, *Polym. Chem.*, 2018, **9**, 4947–4967.
- 16 N. Corrigan, K. Jung, G. Moad, C. J. Hawker, K. Matyjaszewski and C. Boyer, *Prog. Polym. Sci.*, 2020, **111**, 101311.
- 17 F. L. Hatton, *Polym. Chem.*, 2020, **11**, 220–229.
- 18 M. Palà, S. E. Woods, F. L. Hatton and G. Lligadas, *Macromol. Chem. Phys.*, 2022, 2200005.
- 19 J. Mosnáček and K. Matyjaszewski, *Macromolecules*, 2008, **41**, 5509–5511.
- 20 J. Shin, Y. Lee, W. B. Tolman and M. A. Hillmyer, *Biomacromolecules*, 2012, **13**, 3833–3840.
- 21 P. Verdugo, G. Lligadas, J. C. Ronda, M. Galià and V. Cádiz, *Eur. Polym. J.*, 2021, **147**, 110321.
- 22 A. Métafiot and M. Marić, *J. Polym. Sci.*, 2024, **62**, 3399–3413.
- 23 G. Zain, D. Bondarev, J. Doháňosová and J. Mosnáček, *ChemPhotoChem*, 2019, **3**, 1138–1145.
- 24 G. Qi, M. Nolan, F. J. Schork and C. W. Jones, *J. Polym. Sci., Part A: Polym. Chem.*, 2008, **46**, 5929–5944.
- 25 S. Xu, J. Huang, S. Xu and Y. Luo, *Polymer*, 2013, **54**, 1779–1785.
- 26 F. G. Versteeg, N. C. Hegeman, K. O. Sebakhy and F. Picchioni, *Macromol. Rapid Commun.*, 2022, **43**, 1–7.
- 27 P. Anastas and N. Eghbali, *Chem. Soc. Rev.*, 2009, **39**, 301–312.
- 28 G. Englezou, K. Kortsens, A. A. C. Pacheco, R. Cavanagh, J. C. Lentz, E. Krumins, C. Sanders-Velez, S. M. Howdle, A. J. Nedoma and V. Taresco, *J. Polym. Sci.*, 2020, **58**, 1571–1581.
- 29 K. Parkatizidis, S. Boner, H. S. Wang and A. Anastasaki, *ACS Macro Lett.*, 2022, **11**, 841–846.
- 30 A. Moreno, D. Garcia, M. Galià, J. C. Ronda, V. Cádiz, G. Lligadas and V. Percec, *Biomacromolecules*, 2017, **18**, 3447–3456.
- 31 A. Moreno, N. Bensabeh, J. Parve, J. C. Ronda, V. Cádiz, M. Galià, L. Vares, G. Lligadas and V. Percec, *Biomacromolecules*, 2019, **20**, 1816–1827.
- 32 N. Bensabeh, A. Moreno, A. Roig, O. R. Monaghan, J. C. Ronda, V. Cádiz, M. Galià, S. M. Howdle, G. Lligadas and V. Percec, *Biomacromolecules*, 2019, **20**, 2135–2147.
- 33 C. M. R. Abreu, P. Maximiano, T. Gulashvili, J. Nicolas, A. C. Serra and J. F. J. Coelho, *RSC Adv.*, 2016, **6**, 7495–7503.
- 34 G. Durga, P. Kalra, V. Kumar Verma, K. Wangdi and A. Mishra, *J. Mol. Liq.*, 2021, **335**, 116540.
- 35 N. A. Stini, P. L. Gkizis and C. G. Kokotos, *Green Chem.*, 2022, **24**, 6435–6449.
- 36 A. Marathianos, E. Liarou, E. Hancox, J. L. Grace, D. W. Lester and D. M. Haddleton, *Green Chem.*, 2020, **22**, 5833–5837.
- 37 I. Zaborniak, M. Klamut, C. M. Warne, K. Kisiel, M. Niemiec, P. Błoniarczyk, A. Pellis, K. Matyjaszewski and P. Chmielarczyk, *ACS Sustainable Chem. Eng.*, 2024, **12**, 4933–4945.
- 38 T. Debsharma, B. Schmidt, A. Laschewsky and H. Schlaad, *Macromolecules*, 2021, **54**, 2720–2728.
- 39 M. Van Den Brink, A. M. Van Herk and A. L. German, *J. Polym. Sci., Part A: Polym. Chem.*, 1999, **37**, 3793–3803.
- 40 T. G. Fox and P. J. Flory, *J. Appl. Phys.*, 1950, **21**, 581–591.
- 41 G. M. Miyake, Y. Zhang and E. Y.-X. Chen, *Macromolecules*, 2010, **43**, 4902–4908.
- 42 E. A. Grulke, E. H. Immergut and J. Brandrup, *Polymer handbook*, Wiley, 2004.
- 43 M. J. Parker, in *Comprehensive Composite Materials*, Elsevier, 2000, pp. 183–226.
- 44 M. Ferriol, A. Gentilhomme, M. Cochez, N. Oget and J. L. Mieloszynski, *Polym. Degrad. Stab.*, 2003, **79**, 271–281.
- 45 G. M. Miyake, S. E. Newton, W. R. Mariott and E. Y.-X. Chen, *Dalton Trans.*, 2010, **39**, 6576–6588.

