

# CrystEngComm

A journal at the forefront of the design and understanding of solid-state and crystalline materials

[rsc.li/crystengcomm](https://rsc.li/crystengcomm)

The Royal Society of Chemistry is the world's leading chemistry community. Through our high impact journals and publications we connect the world with the chemical sciences and invest the profits back into the chemistry community.


## IN THIS ISSUE

ISSN 1466-8033 CODEN CRECF4 26(17) 2221-2334 (2024)



### Cover

See Edita Garskaite et al., pp. 2233–2240.  
Image reproduced by permission of Edita Garskaite and Dietrich Buck from *CrystEngComm*, 2024, 26, 2233. Cover artwork designed by Dietrich Buck.



### Inside cover

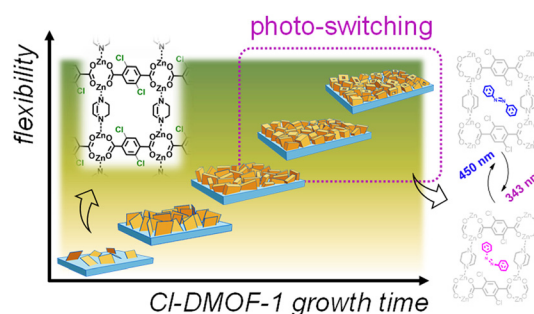
See Lingyan Xu et al., pp. 2241–2247.  
Image reproduced by permission of Lingyan Xu from *CrystEngComm*, 2024, 26, 2241.

## COMMUNICATION

2228

### Orthogonal stimulation of structural transformations in photo-responsive MOF films through linker functionalization

Sumea Klokic, Benedetta Marnioli, Denys Naumenko, Giovanni Birarda, Simone Dal Zilio, Miriam de J. Velásquez-Hernández, Paolo Falcaro, Lisa Vaccari and Heinz Amenitsch\*



## PAPERS

2233

### Assessing aspects of solution-based chemical synthesis to convert waste Si solar cells into nanostructured aluminosilicate crystals

Edita Garskaite,\* Math Bollen, Enock Mulenga, Mathis Warlo, Glenn Bark, Espen Olsen, Dalia Brazinskiene, Denis Sokol, Dietrich Buck and Dick Sandberg



# Royal Society of Chemistry approved training courses

Explore your options.  
Develop your skills.  
Discover learning  
that suits you.

**Courses in the classroom,  
the lab, or online**

Find something for every  
stage of your professional  
development. Search our  
database by:

- subject area
- location
- event type
- skill level

Members **get at least 10% off**

Visit [rsc.li/cpd-training](https://rsc.li/cpd-training)

**SAVE  
10%**

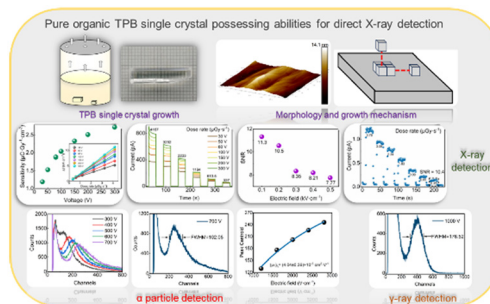
Registered charity number: 207890



2241

## Pure organic TPB single crystal for direct X-ray detection

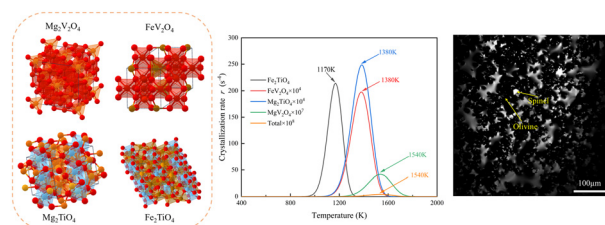
Kai Jiang, Lingyan Xu,\* Rongjin Shang, Lu Liang, Yingming Wang, Zhentao Qin and Wanqi Jie



2248

## Crystallization behaviour and growth mechanisms of spinel crystals in vanadium slag with high MgO content

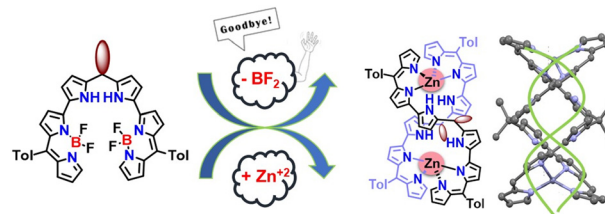
Jiang Diao,\* Haoran Tao, Zhiqiu Lai, Yiyu Qiu, Lian Chen, Hongyi Li and Bing Xie



2259

## Synthesis, structure, and properties of helical bis-Zn(II) complexes of hexapyrrolic ligands

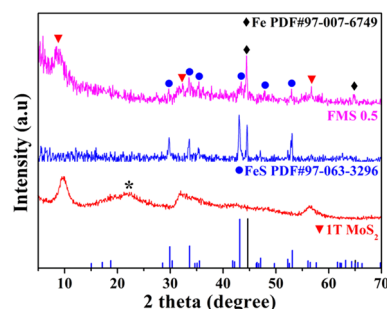
Pinky Chauhan, Poornenth Pushpanandan and Mangalampalli Ravikanth\*



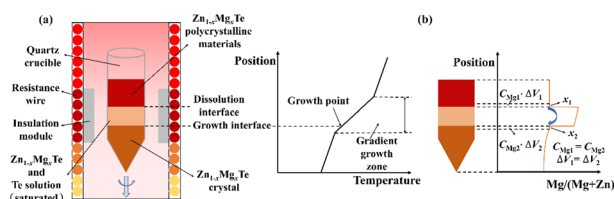
2269

## FeS nanosheets assembled with 1T-MoS<sub>2</sub> nanoflowers on iron foam for efficient overall water splitting

Bo Feng, Shuting Jin, Jihui Lang, Jian Wang, Jie Hua, Yunfei Sun, Wei Zhang, Jin Wang and Jian Cao\*



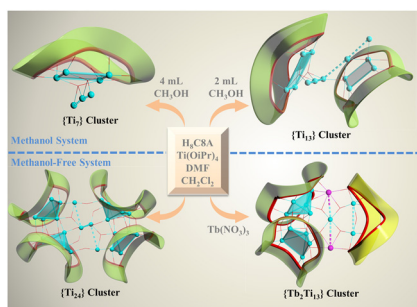
2277



### Zn<sub>1-x</sub>Mg<sub>x</sub>Te and P:Zn<sub>1-x</sub>Mg<sub>x</sub>Te ( $x = 0.06-0.25$ ) bulk crystals grown by travelling Te solution method

Yuchen Song, Tingting Zhang, Jiahui Lv, Guorong Zhang, Changyou Liu,\* Tao Wang, Gangqiang Zha and Wanqi Jie

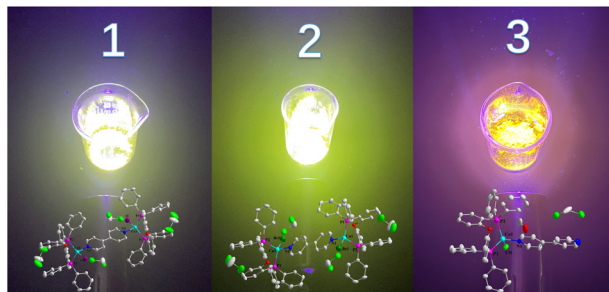
2287



### Solvent-polarity-controlled assembly of polynuclear titanium-calixarene complexes: constructing isolated {Ti<sub>7</sub>}, {Ti<sub>13</sub>}, {Ti<sub>24</sub>} and {Tb<sub>2</sub>Ti<sub>13</sub>} clusters

Yanyan Wang, Ying Xiong\* and Wuping Liao\*

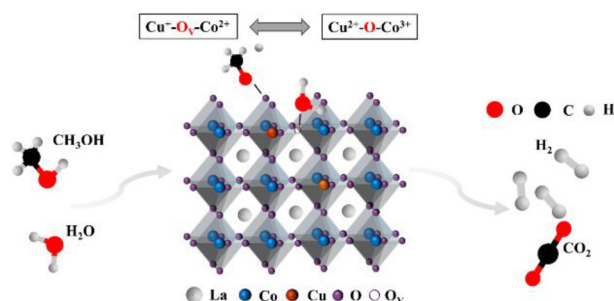
2297



### Synthesis and luminescent properties of three excellent yellow emissive Cu(I) complexes based on the diphosphine ligand and the diimine ligand

Wen-Long Mou, Cheng-Jie Gao, Zi-Xi Li, Si-Jie Fan, Chuan-Bin Hou, Jing-Tong Zhao, Shuai Zhang, Zhong-Feng Li, Hong-Liang Han, Chun-Bo Duan, Guo Wang\* and Qiong-Hua Jin\*

2306



### Modulating the active phase in perovskite LaCoO<sub>3</sub> with B-site doping of Cu for efficient methanol reforming to produce hydrogen

Weiling Zhang, Peiwei Han, Juan Li, Zizhen Niu, Guowei Wang, Nan Wang, Xiangnan Li, Lyumeng Ye\* and Xinjun Li\*



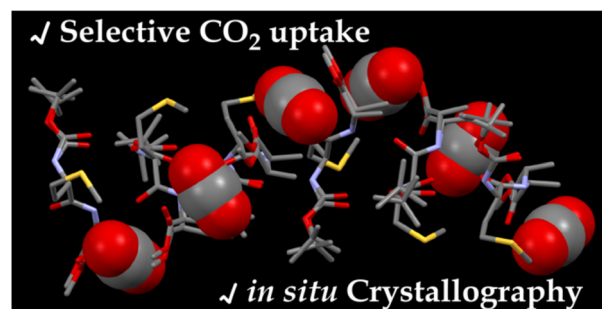


## PAPERS

2314

### Thermal fluctuation-induced selective CO<sub>2</sub> uptake of seemingly nonporous *N,C*-protected dipeptide crystals as elucidated by *in situ* X-ray crystallographic analysis

Kazuaki Yamanaka, Ryusei Oketani, Yuya Mori, Takashi Sato, Seiji Tsuzuki, Hiroki Takahashi and Hirohito Tsue\*



2322

### The structural evolution of CL-20-based energetic host-guest solvates at decomposition temperature according to the perceptions of THz spectroscopy

Lu Shi,\* XiaoHui Duan and Hongzhen Li

