



Cite this: *Dalton Trans.*, 2024, **53**, 13298

# A catalytic collaboration: pairing transition metals and Lewis acids for applications in organic synthesis

A. Dina Dilinaer,<sup>†</sup> Gabriel J. Jobin<sup>†</sup> and Marcus W. Drover \*

The use of metal catalysts to accelerate an organic transformation has proven indispensable for access to structural motifs having applications across medicinal, polymer, materials chemistry, and more. Most catalytic approaches have cast transition metals in the “leading role”; these players mediate important reactions such as C–C cross coupling and the hydrogenation of unsaturated bonds. These catalysts may require collaboration, featuring Lewis acidic or basic additives to promote a desired reaction outcome. Lewis acids can serve to accelerate reactions by way of substrate stabilization and/or activation, and as such, are valuable in optimizing catalytic transformations. A burgeoning area of chemical research which unifies these concepts has thus sought to develop transition metal complexes having ambiphilic (containing a Lewis basic and acidic unit) ligands. This approach takes advantage of metal–ligand cooperativity to increase the efficiency of a given chemical transformation, leveraging intramolecular interactions between a transition metal and an adjacent secondary ligand site. While this has shown significant potential to facilitate challenging and important transformations, there remains unexplored depth for creativity and future advancement. This *Frontier* highlights inter- and intramolecular combinations of transition metals and Lewis acids that together, provide a collaborative platform for chemical synthesis.

Received 27th May 2024,  
Accepted 1st July 2024  
DOI: 10.1039/d4dt01550a  
rsc.li/dalton

## 1. Introduction

The discovery and production of new chemicals and materials are vital to scientific advancement. As such, transition metal (TM) catalysts are invaluable, providing new avenues for struc-

tural diversification and development.<sup>1</sup> From the Sabatier process to palladium-catalyzed cross-coupling to copper catalyzed aza-alkyne click chemistry, transition metal catalysis has remained a versatile method for structural diversification.<sup>2–7</sup> This has led to advances in the synthesis of new pharmaceutical ingredients as well as materials, among others.<sup>8–10</sup> A goal of the chemistry community has been to discover and optimize new chemical transformations. A now common protocol for reaction optimization relies on either the design of

Department of Chemistry, Western University, 1151 Richmond Street, London, ON, N8K 3G6, Canada. E-mail: marcus.drover@uwo.ca

<sup>†</sup>These authors contributed equally.



A. Dina Dilinaer

A. Dina Dilinaer completed her B.Sc. (Hons.) chemistry degree at the University of Windsor in 2018. In 2022, she joined Prof. Marcus Drover's group at Western University where she is currently a Ph.D. student. Dina's research project involves the synthesis of new ligands featuring customized secondary coordination spheres for C–H fluorination.



Gabriel Jobin

Gabriel J. Jobin is a Ph.D. candidate under the supervision of Prof. Marcus Drover at Western University. He obtained a B.Sc. (Hons.) Degree from Wilfrid Laurier University (2022) in Waterloo, Canada before beginning his graduate studies. His work focuses on the design of coordination compounds having aluminum secondary coordination spheres (SCSs).

superior catalysts or improving reaction conditions through the addition of functional additives (or both).

A popular route to enhancing catalytic transformations has been through the use of additives, often giving rise to improved efficiency (yield and/or selectivity).<sup>11–13</sup> This has been an ongoing area of research that has invoked intense interest, with commonly used additives including Lewis acids/bases, crown ethers, and metal-containing salts, to name a few.<sup>13–16</sup> Of these, Lewis acids (LAs) are easily tailored structural units that are electron-deficient and in some cases, air/water tolerant. Lewis acid additives have been used in a number of catalytic transformations, including organic synthesis, controlled polymerization, and CO<sub>2</sub> reduction.<sup>17–19</sup> For the latter, s-block metal cations have been used to assist with CO<sub>2</sub> reduction (though these will not be discussed in detail here). Kojima and coworkers, for example, reported that Mg<sup>2+</sup> can be used in conjunction with a nickel catalyst to reduce CO<sub>2</sub>-to-CO.<sup>20</sup> Complementary to this *Frontier*, we also recognize a 2019 review by Becica and Dobereiner that provides an excellent overview of the role of intermolecular Lewis acids in organotransition metal catalysis.<sup>13</sup>

Due to the electron-richness of later (and low-valent) transition metals and the inherent electrophilicity of Lewis acids, inter- or intramolecular pairings offer the potential for catalytic synergy through a disparity in polarity. This concept is complementary to the notion of (frustrated) Lewis pairs (FLPs).<sup>21–23</sup> Classical definitions of Lewis acids (LA) and bases (LB) predict neutralization through adduct formation, where the nucleophilic LB donates electron density to an electrophilic LA. When the pair is positioned such that they are unable to neutralize one another (often due to steric hindrance), they form what is known as an FLP. A notable example of this

concept was demonstrated by Stephan and co-workers who showed that an intramolecular phosphino–borane could activate H<sub>2</sub>.<sup>24</sup> This “push–pull” concept has also been employed in coordination chemistry where electron-rich metal centers serve as the Lewis basic design component, proving fruitful for both inter- and intramolecular pairings with Lewis acids. For the latter, continual advances have been made in the field of secondary coordination sphere (SCS) ligand design.<sup>25,26</sup> Using these design attributes, there has been great progress in the field of catalysis in which synergy between a metal, substrate, and Lewis acid allows for interaction and subsequent turnover. Some examples of such Lewis acid-mediated reactions are provided in Fig. 1A – these offer a broad scope of Lewis acid/transition metal types, while also targeting otherwise difficult to access organic products.<sup>27–30</sup> In addition, these examples highlight how a Lewis acid can be used to not only interact with a substrate, but also activate a given catalyst by either interacting with the metal or a coordinated ligand; in these cases, the LA offers a lower energy pathway.<sup>13</sup>

This *Frontier* emphasizes the importance of transition metal/Lewis acid cooperativity and provides insight for practitioners wishing to contribute to this burgeoning field. In this context, we examine recent advancements where intermolecular Lewis acid/transition metal pairings have improved catalytic outcomes relevant to organic synthesis (Fig. 1A). Additionally, we explore intramolecular Lewis acid/transition metal chemistry and the advantages afforded by these systems; in closing, a summary and future opportunities are provided (Fig. 1B).

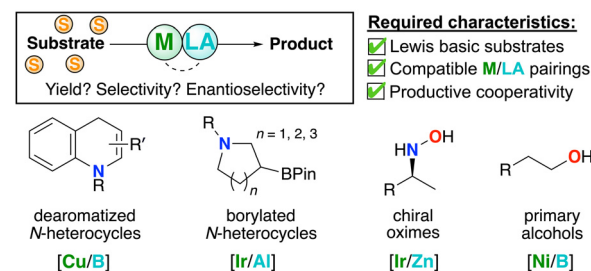


Marcus W. Drover

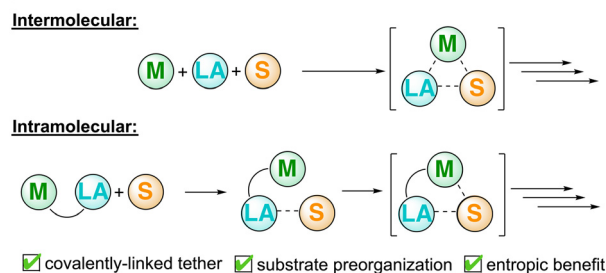
Marcus W. Drover is an Assistant Professor at Western University. He obtained a PhD from the University of British Columbia with Laurel Schafer and Jennifer Love (2016) and performed post-doctoral work at Caltech with Jonas Peters (2017–2019). During his training, Drover was recipient of a Vanier scholarship (2013–2016), MSFSS Supplement (Oxford with Andrew Weller), and Banting/Resnick Postdoctoral Fellowships

(2017–2019). Drover's independent program began in July 2019 and intersects the fields of main group/organometallic chemistry. Drover is member of the Editorial Advisory Boards of *Organometallics* and *Journal of Coordination Chemistry*, and the *Early Career Advisory Boards* of *Inorganic Chemistry Frontiers* and *JACS Au*.

#### A. Functional group classes accessed utilizing selected metal/Lewis acid pairs



#### B. Intermolecular vs. intramolecular Lewis acid-assisted pathways



**Fig. 1** (A) Functional group classes accessed using Lewis acid/transition metal combinations and (B) intermolecular vs. intramolecular Lewis acid-mediated reactivity. M = metal, LA = Lewis acid, S = substrate.

## 2. Lewis acid-assisted organic transformations: intermolecular pairings

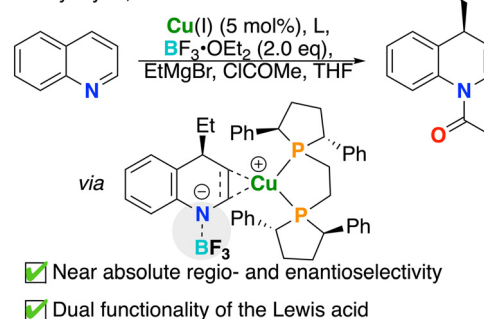
The outcome, and success, of a catalytic transformation is largely determined by variables of the catalyst system. These variables, including metal reagent, choice of ligand, temperature, solvent, reaction time, or the use of additives, are tunable. Many recent developments in reaction design have benefited from the use of Lewis acid additives.<sup>17,31–36</sup> The addition of an exogenous Lewis acid is convenient since direct modification of the metal or ligand scaffold is unneeded, obviating complicated syntheses. That said, such additives are often used in a stoichiometric or subcatalytic (when compared to metal catalyst loading) amounts. Lewis acids can take on many forms including alkali metal cations and group 13 compounds ( $ER_3$ ; E = group 13 element).<sup>37,38</sup> For the latter,  $ER_3$  is trigonal planar, leaving an empty and often accessible p-orbital. The presence of such an orbital renders these compounds Lewis acidic, the extent of which can be modified to engender higher reactivity, through the altering of R substituents. In this section, we highlight transition metal/Lewis acid pairings that have been used to achieve challenging organic transformations – asymmetric pyridine dearomatization, hydrosilylation-induced epoxide ring-opening, N-heterocycle C–H borylation, and asymmetric imine reduction, as examples.<sup>27–30</sup>

### 2.1. Substrate activation by a B–N interaction

Dearomatization offers an asymmetric route towards the generation of various chiral N-heterocycles. Earlier examples of dearomatization have been explored,<sup>39–41</sup> however suffer from harsh reaction conditions and limited scope. Transition metal catalyzed dearomatizations have received increased attention and offer expanded scope, allowing for comparatively mild conditions with broad functional group tolerance. Despite the high stability of aromatic compounds, a transition metal catalyst can reduce the overall activation energy barrier, making dearomatization more thermodynamically favourable.<sup>42</sup> As an additional axis for optimization, Lewis acids have been found to further reduce associated energy barriers through the binding and stabilization of charged intermediates during key steps of the catalytic cycle. Harutyunyan and co-workers demonstrate this merging concept wherein a chiral Cu catalyst, Lewis acid –  $BF_3 \cdot OEt_2$ , and Grignard reagent work in synergy to C4-alkylate a suite of quinolines with nearly absolute regio- and stereoselectivity (Fig. 2A).<sup>27</sup> In the absence of Lewis acid, this reaction does not proceed. Molecular modelling provided insight into the role of the Lewis acid.  $BF_3$  not only activated the quinoline substrate towards added nucleophile, but also subtly influenced the regiochemical outcome of the reaction by providing steric hindrance and preventing C2 alkylation. Combination of Cu and  $BF_3$  resulted in a highly effective alkylative dearomatization system with a catalyst turnover number (TON) of up to 1000.<sup>27</sup>

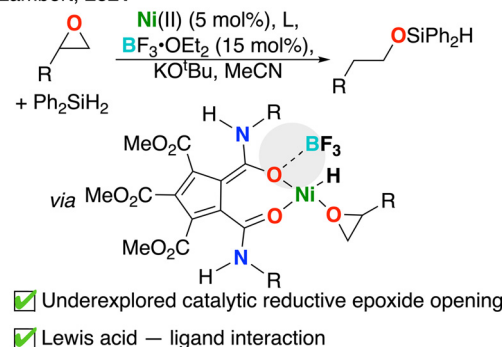
#### A. Nucleophilic dearomatization of N-heteroaromatics

Harutyunyan, 2020



#### B. Hydrosilylation of terminal epoxides

Lambert, 2021



**Fig. 2** (A) N-heteroaromatic dearomatization and (structure shown after “via” refers to computationally obtained transition state); (B) epoxide hydrosilylation catalyzed by intermolecular transition metal/Lewis acid catalysts (structure shown after “via” is from the proposed catalytic cycle).

### 2.2. Catalyst activation *via* a Lewis acid–ligand interaction

Epoxide hydrosilylation also benefits from the addition of a borane-based Lewis acid. Epoxide ring-opening is a versatile reaction that is ubiquitous in organic synthesis, however, despite applications in converting terminal epoxides to primary alcohols, reductive epoxide ring-openings are underexplored. A recent study performed by Lambert and co-workers showcased a Ni catalyst and  $BF_3 \cdot OEt_2$  for the terminal hydrosilylation of terminal monosubstituted epoxides with a silane reagent (Fig. 2B).<sup>28</sup> In the absence of Lewis acid, this reaction did not occur, though under optimized conditions, the authors were able to achieve 100% conversion with 85:15 selectivity for the linear product. Here,  $BF_3$  was proposed to increase the Lewis acidity of the metal complex by coordinating to one of the two carbonyl oxygens of the pentacarboxycyclopentadienyl (PCCP) ligand. An overall increase in Lewis acidity weakens the epoxide C–O bond and renders it to be more susceptible to nucleophilic attack by the nickel hydride. It was also proposed by the authors that the site selectivity arises from having a smaller ligand scaffold surrounding the nickel centre. This favoured the hydride transfer at the more sterically hindered site, resulting in the formation of the linear ring-opened product. This system was expanded to a variety of multi-substituted epoxide substrates with high efficiency.<sup>28</sup>



### 2.3. Expansion within group 13: from boron to aluminum

Moving down group 13, alanes have also been used as Lewis acid partners.<sup>43–46</sup> C(sp<sup>3</sup>)-H functionalization is a highly sought after transformation due to its atom and step economy.<sup>47</sup> Amongst C(sp<sup>3</sup>)-H functionalization reactions, C(sp<sup>3</sup>)-H borylation offers a versatile handle for further synthetic manipulation following installation of a borane group.<sup>48</sup> As substrates, cyclic amines are important building blocks in synthetic chemistry. Despite amine  $\alpha$ -functionalization as being prominent in organic synthesis,  $\beta$ -functionalization remains relatively underexplored.<sup>49–51</sup> Recent work published by Nakao and co-workers used methylaluminum-bis(2,6-di-*tert*-butyl-4-methylphenoxide) (MAD) as a Lewis acid in combination with an iridium catalyst and bis(pinacolato)diboron (B<sub>2</sub>Pin<sub>2</sub>) as the borylation reagent to perform site selective C(sp<sup>3</sup>)-H borylation at the  $\beta$ -H of saturated cyclic amines (Fig. 3A).<sup>29</sup> As above, in the absence of a Lewis acid, the reaction had near-zero conversion. Upon addition of MAD, an acid/base interaction was formed between it and a pivaloyl

group oxygen, preventing unwanted reactivity at the  $\alpha$ -site due to steric repulsion between the Ir catalyst and the bulky Lewis acid masking the  $\alpha$ -site. The authors were able to achieve not only high site selectivity, but also high enantioselectivity by means of reacting trialkyl aluminum species and sterically bulky chiral auxiliaries, which forms chiral aluminum Lewis acids *in situ*. As a result of using this chiral Lewis acid/achiral iridium catalytic system, the authors demonstrated an alternative approach to conventional asymmetric catalysis where a chiral ligand is no longer required. Further computational studies showed that the Lewis pair reduced the energy of the reductive elimination step by approximately 5 kcal mol<sup>-1</sup>, which is key to the success of this transformation, as reductive elimination is rate-limiting.<sup>29</sup>

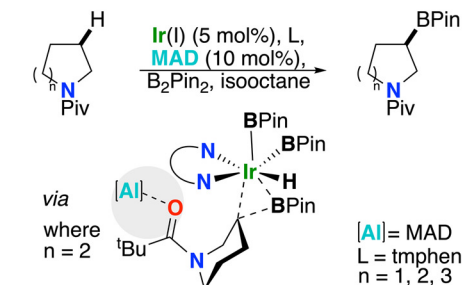
### 2.4. Moving beyond group 13: zinc as a Lewis acid

Besides the main group elements discussed above, metal ions such as Zn<sup>2+</sup> are also used as Lewis acids. Asymmetric hydrogenation is a powerful tool to establish stereogenic centres.<sup>52</sup> Although there has been steady advances in asymmetric hydrogenation, the asymmetric hydrogenation of oximes has proven to be particularly challenging. This is due to charge delocalization owing to resonance, *E/Z*-isomerization, and N-O bond splitting due to the presence of lone pairs on both oxime N and O atoms. Tackling this challenge, Zhang and co-workers used a Lewis acid, Brønsted acid, Ir catalyst, and chiral diphosphine ligand in tandem to access hydroxylamines in high yield and enantioselectivity from oximes using H<sub>2(g)</sub> (Fig. 3B).<sup>30</sup> Following optimization, the authors found that the Lewis acid, Zn(OAc)<sub>2</sub> and Brønsted acid, (*L*)-camphorsulfonic acid (*L*-CSA) were both vital for reaction success. *L*-CSA activates the oxime *via* hydrogen bonding and causes the substrate to be more susceptible to nucleophilic attack by the iridium hydride, whereas Zn(OAc)<sub>2</sub> fine tunes the chiral environment of the system and enhances enantioselectivity. Density functional theory (DFT) calculations revealed the mechanism for this reaction is most likely to proceed *via* outer sphere hydride transfer where the Brønsted acid promotes formation of an [Ir]-H species. Additionally, the ligand thiourea fragment was computed to be of crucial importance since the pre-organization of thiourea with the Lewis acid is vital for the high enantioselectivity achieved. Although both *L*-CSA and methanesulfonic acid (MsOH) produced excellent yield and enantiomeric excess, MsOH was used as a computational model due to its simpler structure. The authors also used In(OTf)<sub>3</sub> which was shown to give an even better yield and enantioselectivity compared to Zn(OAc)<sub>2</sub>. Notably, high yield (93%) and enantioselectivity (93% ee) were achieved on gram scale.

In conclusion, various transition metal/Lewis acid cooperative catalysis strategies have been developed in recent years. The simple addition of exogenous Lewis acids has been shown to enhance yield, regioselectivity, and enantioselectivity of these otherwise challenging organic transformations. Chemists have long been harnessing the power of Lewis acids in organic transformations; however, these systems frequently demand high loading of the Lewis acid due to its nature as an additive, lacking

#### A. Borylation of cyclic amines

Nakao, 2023

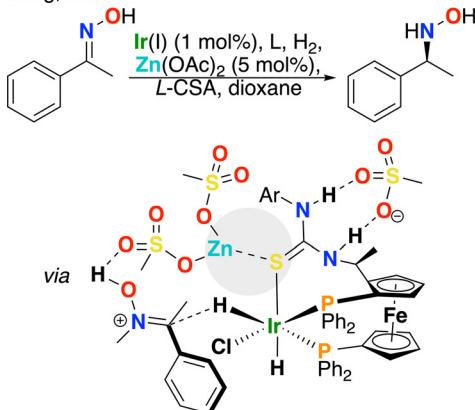


✓ Precursor for coupling reactions

✓ Different ring sizes studied

#### B. Asymmetric hydrogenation of oximes

Zhang, 2022



✓ Lewis acid and Brønsted acid synergy

✓ Zn<sup>2+</sup> and In<sup>3+</sup> both are excellent Lewis acids

**Fig. 3** (A) Amine borylation and (B) oxime hydrogenation catalyzed by intermolecular transition metal/Lewis acid catalysts (structures shown after “*via*” refer to computationally obtained transition states).

the structural rigidity that would optimize its positioning and effectiveness. Hence, developing methods to lower additive loading while maintaining high selectivity and yield remains an ongoing challenge in the field of Lewis acid-assisted catalysis.

### 3. Lewis acid-assisted organic transformations: intramolecular pairings

Transition metals, when coupled with exogenous Lewis acids, promote synergistic reactivity. Moreover, decreasing the entropic penalty of catalyst/substrate binding can additionally lower activation barriers in a catalytic mechanism. When an intermolecular reaction takes place, several components often forge a single catalytic intermediate, reducing system disorder. As such, intramolecular transition metal/Lewis acid systems mitigate this unfavorable entropic barrier. In these systems, the transition metal, Lewis acid, and substrate must be considered (Fig. 1B). Consequently, there is vested interest in fusing transition metal and Lewis acidic components into a single molecule, thereby reducing entropy costs, leading to more favourable thermodynamics.

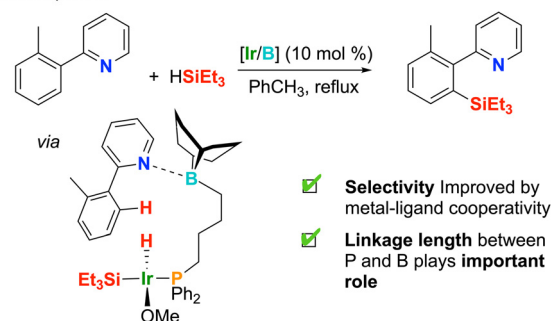
Ambiphilic ligands feature Lewis acidic and basic moieties which are intramolecularly contained. Binding modes for such ligands often feature the Lewis base coordinating to a metal, while the Lewis acid is left pendant in the secondary coordination sphere (SCS)<sup>25,26</sup> to support reactivity.<sup>53–63</sup> This approach aims to exploit metal–ligand cooperativity, which leverages intramolecular interactions between a transition metal and an adjacent secondary ligand site.<sup>64</sup> The concept of a reactive SCS has been exploited in nature, where peripheral amino acids promote functional bonding to facilitate important biological transformations in the active sites of enzymes.<sup>65</sup> Leveraging the synergistic relationship between transition metals and group 13 Lewis acids, many research teams have adopted this strategy to improve the efficiency of a given chemical transformation.

#### 3.1. Substrate direction through Lewis acid–base interactions

The ability to selectively activate challenging bonds is one of the main benefits of transition metal complexes having peripheral Lewis acidic groups. Lewis acids can promote selective activation at a metal centre by coordinating to Lewis basic substrates. This concept is highlighted by Kimura and co-workers where the authors found that when paired with ambiphilic phosphine–borane ligands, an iridium complex was effective in catalyzing the *ortho*-C(sp<sup>2</sup>)-H silylation of 2-arylpyridine derivatives (Fig. 4A).<sup>60</sup> Varying the tether length between phosphorus and boron, the authors found that a four-carbon linker was optimal. The proposed catalytic cycle features the ligand borane group coordinating to a Lewis basic pyridine substrate. The selectivity of subsequent C–H bond activation, following generation of a reactive iridium–silyl intermediate, is promoted by a pyridine–borane coordination. For this system, the

#### A. C–H silylation of 2-arylpyridine

Kimura, 2022



#### B. Selectivity in pyridine C–H alkenylation

Yu, 2021

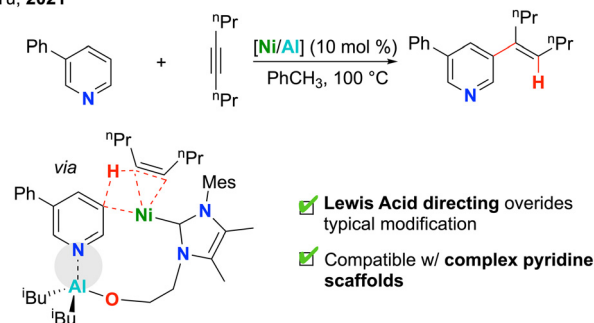


Fig. 4 (A) C–H silylation and (B) C–H alkenylation catalyzed by intramolecular transition metal/Lewis acid catalysts (structures shown after “via” are from the proposed catalytic cycle).

authors showed the reaction time could be reduced from 24 to 5 h, without a substantial loss in yield.<sup>60</sup> This contrasts with the current state-of-the-art, which requires longer reaction times.<sup>66</sup> Pyridine moieties are prevalent in biologically relevant molecules, as such, methodologies that aim to selectively modify this scaffold are important to drug design.

#### 3.2. Lewis acidic aluminum in the SCS for substrate direction

For pyridine alkenylation, C2 or C4 substitution is common. However, using a nickel/aluminum system, Yu and co-workers demonstrated a C3-selective process (Fig. 4B).<sup>67</sup> This reaction benefits from TM/LA cooperativity – a concept that has been applied to several related catalytic transformations.<sup>59,61,68–74</sup> Here, the authors capitalized on an asymmetric N-heterocyclic carbene (NHC) ligand having a pendant hydroxyl moiety. Upon addition of Al(<sup>i</sup>Bu)<sub>3</sub>, this proligand readily forms the active species *in situ*, resulting in formation of a peripheral Al–O bond, generating a Lewis acidic aluminum site which promotes substrate binding during catalysis. The tether length again proved critical for the selectivity of this process, where a two-carbon alkoxy side arm was shown to be ideal. This intramolecular Lewis acid-assisted directing was integral to achieving C3 selectivity (33% yield C3). When ligands lacking the ability to ligate aluminum were employed, formation of the C3 product was not observed even in the presence of an external Lewis acid (1% C3/16% C4). Notably, substrates with electron-withdrawing functional groups (weaker Lewis bases) exhibited



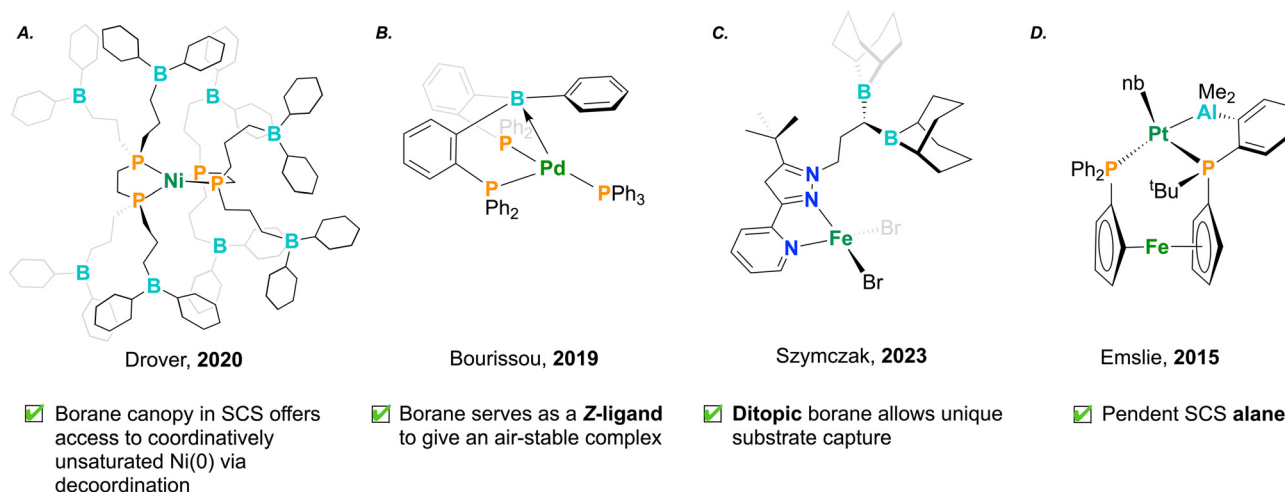


Fig. 6 Recent advances in ambiphilic ligand design for transition metal complexes; nb = norbornene.

dinickel dimers. The stabilizing effect inherent to these motifs led to a hindrance in catalytic nitrile dihydroboration, highlighting an inverse relationship between catalytic turnover frequency and number of SCS boranes.<sup>56,88</sup> This effect suggests a balancing act – pendant Lewis acids are important modifiers to chemical reactivity that can also serve to over-stabilize bound substrate, rather than enable its productive turnover (Fig. 5B). Ambiphilic ligands can demonstrate exotic coordination chemistry, wherein the Lewis acid, instead of remaining pendant, acts as a Z-type ligand, engaging with the electron-rich metal center. In these instances, the Lewis acid, through its empty orbital, accepts electron density from the metal center. This process notably increases the electrophilicity of the transition metal, proving as a useful design element in catalysis.<sup>89</sup> In 2019, Bourissou and co-workers installed boranes into phosphine complexes by employing a PBP pincer ligand.<sup>57</sup> Remarkably, this complex was air-stable, where the Lewis acidic borane afforded stability to the Pd(0) complex by decreasing electron density at the reactive metal centre (Fig. 6B). In this example, the co-stabilization afforded to palladium by boron was shown to be an important design element for arene dehalogenation.<sup>57</sup>

Lewis acids have also been appended to hard nitrogen donor ligands. Szymczak and co-workers have developed a pyridine–pyrazole ligand which has been modified to include fused monotopic or ditopic borane functionality (Fig. 6C).<sup>53,54,90</sup> These have been shown to have a strong affinity for cooperatively binding nucleophilic small molecules. In the case of the latter, the two ditopic boranes in the SCS show additive Lewis acidity, rendering increased activation of dibasic substrates such as hydrazine. The authors found that the activation of hydrazine was further increased upon coordination of the pyridine–pyrazole ligand to Zn, which displayed cooperative stabilization of the highly reactive hydrazido unit by both zinc and the SCS boranes.<sup>54</sup>

Moving down group 13, in 2015 Emslie and co-workers synthesized an alane-appended ferrocenyl phosphine. The alane present in the ligand was coordinated to platinum, delivering

a persistent Pt–Al bond. This Pt–Al interaction was strong and indifferent to changes in platinum oxidation state and geometry (Fig. 6D).<sup>86</sup> The behaviour of aluminum was contrasted against an analogous ligand framework containing a borane,<sup>91</sup> highlighting the distinct behaviour of ambiphilic ligands depending on the identity of the Lewis acid.

It is important to note that while ambiphilic ligands are designed with an emphasis on cost-savings in chemistry *i.e.*, *via* activation energy lessening in a catalytic reaction, they require significant energy input to prepare. In nearly all cases, syntheses must be conducted in water/air-free environments, as most organyl boranes and alanes are highly susceptible to degradation. Moreover, these reactions also require multiple steps *cf.*, an intermolecular reaction where both components are effectively “tossed” into a reaction vessel. Ambiphilic ligands can also form stable Lewis acid/base pairs, which under some circumstances, can render metal coordination difficult. Fortunately, consistent advancements in the adjacent fields of organic and main group chemistry<sup>22,23,92–95</sup> provide inspiration for the generation of new ligand scaffolds, offering opportunities for refinement and further optimization. Given the breadth of ligand scaffolds used in organometallic chemistry, one can begin to think about new ways of incorporating Lewis acidic moieties in innovative ways.

## 5. Future directions

While the number of Lewis acid-appended transition metal complexes continues to grow, there remain avenues for future development. Importantly, careful determination of reaction characteristics such as kinetic data enable careful comparison between systems that operate *via* intra- or intermolecular mechanisms. As mentioned earlier, while boron has been the primary focus of ambiphilic ligand design (due to ease of access by hydrofunctionalization), aluminum has been relatively neglected. Aluminum is among the most abundant



elements on the planet,<sup>96</sup> and has low toxicity.<sup>97</sup> Thus, a greater focus on aluminum as a contributor in these chemical transformations falls in line with its high natural abundance. While boron is typically introduced into ligand scaffolds through hydroboration across a terminal double bond, hydro-alumination remains challenging. Consequently, most aluminum containing compounds are formed through protonolysis reactions, forming an Al-E (E = O, N *etc.*) bond, which often has negative effects on resulting Lewis acidity. Additionally, while much work has gone into studying the fundamental properties of monotopic Lewis acid systems, there remains untapped space in developing multitopic systems, which could offer enhanced Lewis acidity through adjacent p-orbital/p-orbital interactions or bind multi-basic substrates.

Furthermore, while upper-row group 13 elements such as boron and aluminum have been the most prevalent Lewis acids seen in literature, there is certainly space for exploring and expanding the Lewis acid tool box, including the use of Zn<sup>2+</sup>, for example. Furthermore, considering the sheer scope of ligands available in organometallic chemistry, it may well be of interest to assess other primary donor compositions, with some backbones likely being more amenable to modification than others. This myriad of possibilities offers a blank canvas for customization to tune systems for desired reaction outcomes.

## 6. Summary and outlook

Lewis acids have been used as additives for a wide range of catalytic applications, wherein a push-pull dynamic (with a transition metal) allows for controlled and facile substrate activation. The addition of exogenous Lewis acids remains prevalent in cooperative systems, however interest in intramolecular Lewis acid incorporation continues to rise. Although exogenous Lewis acids can be added straightforwardly, without modifying the ligand scaffold, these are usually required in stoichiometric or sub-stoichiometric amounts with respect to substrate. On the other hand, intramolecularly incorporated Lewis acids are often employed in catalytic quantity, as they are appended directly to the catalyst, allowing for intimate control of reactivity. Nonetheless, the synthesis of such ligands can be multistep, generating greater quantities of waste.

With an eye towards the design of synergistic systems using bifunctional ligands, we believe there is untapped potential for further enhancing reaction efficiency and product selectivity. We hope this *Frontier* serves as a launching pad for further advancement and innovation, where, exploring unique combinations of metal, ligand, and Lewis acid could offer novel solutions to pressing synthetic challenges.

## Data availability

No primary research results, software or code have been included and no new data were generated or analysed as part of this review.

## Conflicts of interest

There are no conflicts to declare.

## Acknowledgements

The authors are grateful to Western University, the Council of Ontario Universities for a John C. Polanyi award to M. W. D., the Ontario Early Researcher Award Program, and the Natural Sciences and Engineering Research Council of Canada for program funding (Discovery Grant, RGPIN-2020-04480).

## References

- 1 R. Luque and F. L.-Y. Lam, *Sustainable catalysis: energy-efficient reactions and applications*, John Wiley & Sons, 2018.
- 2 P. Styring, S. McCord and S. Rackley, in *Negative Emissions Technologies for Climate Change Mitigation*, ed. S. Rackley, G. Andrews, D. Clery, R. De Richter, G. Dowson, P. Knops, W. Li, S. Mccord, T. Ming, A. Sewel, P. Styring and M. Tyka, Elsevier, 2023, pp. 391–413.
- 3 P. Devendar, R.-Y. Qu, W.-M. Kang, B. He and G.-F. Yang, *J. Agric. Food Chem.*, 2018, **66**, 8914–8934.
- 4 D. Bauer, S. M. Sarrett, J. S. Lewis and B. M. Zeglis, *Nat. Protoc.*, 2023, **18**, 1659–1668.
- 5 B. Zhang, M. C. Aguilera, N. Cajiao and M. L. Neidig, in *Comprehensive Organometallic Chemistry IV*, ed. G. Parkin, K. Meyer and D. O'hare, Elsevier, Oxford, 2022, pp. 185–209.
- 6 I. Shafiq, S. Shafique, P. Akhter, W. Yang and M. Hussain, *Catal. Rev.*, 2022, **64**, 1–86.
- 7 H. Li, C. C. C. Johansson Seechurn and T. J. Colacot, *ACS Catal.*, 2012, **2**, 1147–1164.
- 8 Ó. López and J. M. Padrón, *Catalysts*, 2022, **12**(2), 164.
- 9 D. Hughes, P. Wheeler and D. Ene, *Org. Process Res. Dev.*, 2017, **21**, 1938–1962.
- 10 S. Kumar, B. Z. Dholakiya and R. Jangir, *J. Organomet. Chem.*, 2021, **953**, 122066.
- 11 S. Ghosh, S. Shilpa, C. Athira and R. B. Sunoj, *Top. Catal.*, 2022, **65**, 141–164.
- 12 A. Trowbridge, S. M. Walton and M. J. Gaunt, *Chem. Rev.*, 2020, **120**, 2613–2692.
- 13 J. Becica and G. E. Dobereiner, *Org. Biomol. Chem.*, 2019, **17**, 2055–2069.
- 14 B. Pérez-Saavedra, Á. Velasco-Rubio, E. Rivera-Chao, J. A. Varela, C. Saá and M. Fañanás-Mastral, *J. Am. Chem. Soc.*, 2022, **144**, 16206–16216.
- 15 L. I. Matienko and L. A. Mosolova, *Kinet. Catal.*, 2003, **44**, 221–228.
- 16 R. L. De Carvalho, E. B. T. Diogo, S. L. Homölle, S. Dana, E. N. Da Silva Júnior and L. Ackermann, *Chem. Soc. Rev.*, 2023, **52**, 6359–6378.
- 17 P. Fernández, P. Alonso, F. J. Fañanás and F. Rodríguez, *Eur. J. Org. Chem.*, 2018, 3957–3964.



- 18 C. S. Durfy, J. A. Zurakowski and M. W. Drover, *ChemSusChem*, 2024, e202400039.
- 19 H. Suo, Z. Zhang, R. Qu, Y. Gu and Y. Qin, *Catalysts*, 2023, **13**(4), 670.
- 20 D. Hong, T. Kawanishi, Y. Tsukakoshi, H. Kotani, T. Ishizuka and T. Kojima, *J. Am. Chem. Soc.*, 2019, **141**, 20309–20317.
- 21 D. W. Stephan and G. Erker, *Angew. Chem., Int. Ed.*, 2010, **49**, 46–76.
- 22 D. W. Stephan, *Science*, 2016, **354**, aaf7229.
- 23 D. W. Stephan, *J. Am. Chem. Soc.*, 2015, **137**, 10018–10032.
- 24 G. C. Welch, R. R. S. Juan, J. D. Masuda and D. W. Stephan, *Science*, 2006, **314**, 1124–1126.
- 25 M. W. Drover, *Chem. Soc. Rev.*, 2022, **51**, 1861–1880.
- 26 J. A. Zurakowski, B. J. H. Austen and M. W. Drover, *Trends Chem.*, 2022, **4**, 331–346.
- 27 X. Yan, L. Ge, M. Castiñeira Reis and S. R. Harutyunyan, *J. Am. Chem. Soc.*, 2020, **142**, 20247–20256.
- 28 K. A. Steiniger and T. H. Lambert, *Org. Lett.*, 2021, **23**, 8013–8017.
- 29 Y. Kuroda, K. Park, Y. Shimazaki, R.-L. Zhong, S. Sakaki and Y. Nakao, *Angew. Chem., Int. Ed.*, 2023, **62**, e202300704.
- 30 F. Wang, Y. Chen, P. Yu, G.-Q. Chen and X. Zhang, *J. Am. Chem. Soc.*, 2022, **144**, 17763–17768.
- 31 J. R. Cabrero-Antonino, R. Adam, K. Junge and M. Beller, *Chem. Sci.*, 2017, **8**, 6439–6450.
- 32 S. Sharif, J. Day, H. N. Hunter, Y. Lu, D. Mitchell, M. J. Rodriguez and M. G. Organ, *J. Am. Chem. Soc.*, 2017, **139**, 18436–18439.
- 33 B. Wang, M. Liang, J. Tang, Y. Deng, J. Zhao, H. Sun, C.-H. Tung, J. Jia and Z. Xu, *Org. Lett.*, 2016, **18**, 4614–4617.
- 34 Y. Li, C. Topf, X. Cui, K. Junge and M. Beller, *Angew. Chem., Int. Ed.*, 2015, **54**, 5196–5200.
- 35 Z. Pan, S. Wang, J. T. Brethorst and C. J. Douglas, *J. Am. Chem. Soc.*, 2018, **140**, 3331–3338.
- 36 S. Okumura, S. Tang, T. Saito, K. Semba, S. Sakaki and Y. Nakao, *J. Am. Chem. Soc.*, 2016, **138**, 14699–14704.
- 37 E. I. Davydova, T. N. Sevastianova and A. Y. Timoshkin, *Coord. Chem. Rev.*, 2015, **297–298**, 91–126.
- 38 A. Y. Timoshkin, *Chem. – Eur. J.*, 2024, **30**, e202302457.
- 39 A. J. Birch, *Pure Appl. Chem.*, 1996, **68**, 553–556.
- 40 H. Lebel, J.-F. Marcoux, C. Molinaro and A. B. Charette, *Chem. Rev.*, 2003, **103**, 977–1050.
- 41 H. Wynberg, *Chem. Rev.*, 1960, **60**, 169–184.
- 42 C. Zheng and S.-L. You, *ACS Cent. Sci.*, 2021, **7**, 432–444.
- 43 P. Kelley, G. A. Edouard, S. Lin and T. Agapie, *Chem. – Eur. J.*, 2016, **22**, 17173–17176.
- 44 M.-S. Yu, W.-C. Lee, C.-H. Chen, F.-Y. Tsai and T.-G. Ong, *Org. Lett.*, 2014, **16**, 4826–4829.
- 45 Y. Nakao, A. Yada, S. Ebata and T. Hiyama, *J. Am. Chem. Soc.*, 2007, **129**, 2428–2429.
- 46 Y. Nakao, Y. Yamada, N. Kashiwara and T. Hiyama, *J. Am. Chem. Soc.*, 2010, **132**, 13666–13668.
- 47 S. Xu, Y. Ping, W. Li, H. Guo, Y. Su, Z. Li, M. Wang and W. Kong, *J. Am. Chem. Soc.*, 2023, **145**, 5231–5241.
- 48 D. G. Hall, in *Boronic Acids*, John Wiley & Sons, Ltd, 2011, pp. 1–133.
- 49 K. R. Campos, *Chem. Soc. Rev.*, 2007, **36**, 1069–1084.
- 50 L. Shi and W. Xia, *Chem. Soc. Rev.*, 2012, **41**, 7687–7697.
- 51 D. B. Antermite and A. James, *Synthesis*, 2019, 3171–3204.
- 52 P. Behera, D. S. Ramakrishna, M. M. Chandrasekhar and S. R. Kothakapu, *Chirality*, 2023, **35**, 477–497.
- 53 J. J. Kiernicki, E. E. Norwine, M. Zeller and N. K. Szymczak, *Inorg. Chem.*, 2021, **60**, 13806–13810.
- 54 D. M. Beagan, J. J. Kiernicki, M. Zeller and N. K. Szymczak, *Angew. Chem., Int. Ed.*, 2023, **62**, e202218907.
- 55 M. W. Drover, M. C. Dufour, L. A. Lesperance-Nantau, R. P. Noriega, K. Levin and R. W. Schurko, *Chem. – Eur. J.*, 2020, **26**, 11180–11186.
- 56 M. L. Clapson, H. Sharma, J. A. Zurakowski and M. W. Drover, *Chem. – Eur. J.*, 2023, **29**, e202203763.
- 57 H. Kameo, J. Yamamoto, A. Asada, H. Nakazawa, H. Matsuzaka and D. Bourissou, *Angew. Chem., Int. Ed.*, 2019, **58**, 18783–18787.
- 58 B. Chatterjee, W.-C. Chang, S. Jena and C. Werlé, *ACS Catal.*, 2020, **10**, 14024–14055.
- 59 R. Malacea, F. Chahdoura, M. Devillard, N. Saffon, M. Gómez and D. Bourissou, *Adv. Synth. Catal.*, 2013, **355**, 2274–2284.
- 60 K. Anoyama, G. Onodera, T. Fukuda and M. Kimura, *Adv. Synth. Catal.*, 2022, **364**, 1223–1227.
- 61 G. Onodera, H. Kumagae, D. Nakamura, T. Hayasaki, T. Fukuda and M. Kimura, *Tetrahedron Lett.*, 2020, **61**, 152537.
- 62 C. A. Theulier, Y. García-Rodeja, K. Miqueu, G. Bouhadir and D. Bourissou, *J. Am. Chem. Soc.*, 2023, **145**, 10800–10808.
- 63 M. Devillard, R. Declercq, E. Nicolas, A. W. Ehlers, J. Backs, N. Saffon-Merceron, G. Bouhadir, J. C. Sloatweg, W. Uhl and D. Bourissou, *J. Am. Chem. Soc.*, 2016, **138**, 4917–4926.
- 64 J. R. Khusnutdinova and D. Milstein, *Angew. Chem., Int. Ed.*, 2015, **54**, 12236–12273.
- 65 E. A. Span, D. L. M. Suess, M. C. Deller, R. D. Britt and M. A. Marletta, *ACS Chem. Biol.*, 2017, **12**, 1095–1103.
- 66 G. Choi, H. Tsurugi and K. Mashima, *J. Am. Chem. Soc.*, 2013, **135**, 13149–13161.
- 67 T. Zhang, Y.-X. Luan, N. Y. S. Lam, J.-F. Li, Y. Li, M. Ye and J.-Q. Yu, *Nat. Chem.*, 2021, **13**, 1207–1213.
- 68 R. Jana, S. Chakraborty, O. Blacque and H. Berke, *Eur. J. Inorg. Chem.*, 2013, **2013**, 4574–4584.
- 69 Y.-X. Luan and M. Ye, *Chem. Commun.*, 2022, **58**, 12260–12273.
- 70 F.-G. Fontaine and D. Zargarian, *J. Am. Chem. Soc.*, 2004, **126**, 8786–8794.
- 71 G. Bouhadir and D. Bourissou, *Chem. Soc. Rev.*, 2016, **45**, 1065–1079.
- 72 S. N. MacMillan, W. Hill Harman and J. C. Peters, *Chem. Sci.*, 2014, **5**, 590–597.
- 73 M. Boudjelel, O. Sadek, S. Mallet-Ladeira, Y. García-Rodeja, E. D. Sosa Carrizo, K. Miqueu, G. Bouhadir and D. Bourissou, *ACS Catal.*, 2021, **11**, 3822–3829.

- 74 Y. Saito, J. Kikuchi, C. Wang and N. Yoshikai, *Angew. Chem., Int. Ed.*, 2023, **62**, e202301006.
- 75 S.-L. Qi, Y.-P. Liu, Y. Li, Y.-X. Luan and M. Ye, *Nat. Commun.*, 2022, **13**, 2938.
- 76 V. Chugh, B. Chatterjee, W.-C. Chang, H. H. Cramer, C. Hindemith, H. Randel, T. Weyhermüller, C. Farès and C. Werlé, *Angew. Chem., Int. Ed.*, 2022, **61**, e202205515.
- 77 S. Jena, L. Frenzen, V. Chugh, J. Wu, T. Weyhermüller, A. A. Auer and C. Werlé, *J. Am. Chem. Soc.*, 2023, **145**, 27922–27932.
- 78 A. J. M. Miller, J. A. Labinger and J. E. Bercaw, *J. Am. Chem. Soc.*, 2008, **130**, 11874–11875.
- 79 A. J. M. Miller, J. A. Labinger and J. E. Bercaw, *Organometallics*, 2010, **29**, 4499–4516.
- 80 T. G. Ostapowicz, C. Merckens, M. Hölscher, J. Klankermayer and W. Leitner, *J. Am. Chem. Soc.*, 2013, **135**, 2104–2107.
- 81 E. E. Norwine, J. J. Kiernicki, M. Zeller and N. K. Szymczak, *J. Am. Chem. Soc.*, 2022, **144**, 15038–15046.
- 82 T. Komuro, Y. Nakajima, J. Takaya and H. Hashimoto, *Coord. Chem. Rev.*, 2022, **473**, 214837.
- 83 D. Facchinato, J. A. Zurakowski and M. W. Drover, *J. Coord. Chem.*, 2022, **75**, 1929–1939.
- 84 K. Paskaruk, D. J. H. Emslie and J. F. Britten, *Dalton Trans.*, 2022, **51**, 15040–15048.
- 85 B. E. Cowie and D. J. H. Emslie, *Organometallics*, 2015, **34**, 2737–2746.
- 86 B. E. Cowie, F. A. Tsao and D. J. H. Emslie, *Angew. Chem., Int. Ed.*, 2015, **54**, 2165–2169.
- 87 J. A. Zurakowski, M. Bhattacharyya, D. M. Spasyuk and M. W. Drover, *Inorg. Chem.*, 2021, **60**, 37–41.
- 88 B. J. H. Austen, M. L. Clapson and M. W. Drover, *RSC Adv.*, 2023, **13**, 19158–19163.
- 89 D. You and F. P. Gabbai, *Trends Chem.*, 2019, **1**, 485–496.
- 90 J. J. Kiernicki, E. E. Norwine, M. Zeller and N. K. Szymczak, *Chem. Commun.*, 2019, **55**, 11896–11899.
- 91 B. E. Cowie and D. J. H. Emslie, *Chem. – Eur. J.*, 2014, **20**, 16899–16912.
- 92 R. Roesler, B. J. N. Har and W. E. Piers, *Organometallics*, 2002, **21**, 4300–4302.
- 93 F. Schäfer, J.-H. Lamm, B. Neumann, H.-G. Stammer and N. W. Mitzel, *Eur. J. Inorg. Chem.*, 2021, **2021**, 3265–3271.
- 94 F. Ritter, L. J. Morris, K. N. McCabe, T. P. Spaniol, L. Maron and J. Okuda, *Inorg. Chem.*, 2021, **60**, 15583–15592.
- 95 P. Niermeier, K. A. M. Maibom, J.-H. Lamm, B. Neumann, H.-G. Stammer and N. W. Mitzel, *Chem. Sci.*, 2021, **12**, 7943–7952.
- 96 Aluminum- Element Information, Properties and Uses- RSC, 2023.
- 97 K. S. Egorova and V. P. Ananikov, *Organometallics*, 2017, **36**, 4071–4090.