

Cite this: *Energy Environ. Sci.*,
2024, 17, 8787

Electrodialysis and nitrate reduction (EDNR) to enable distributed ammonia manufacturing from wastewaters†

Jinyu Guo, ^a Matthew J. Liu, ^a Chloe Laguna,^a Dean M. Miller, ^a
Kindle S. Williams, ^a Brandon D. Clark, ^a Carolina Muñoz,^a Sarah J. Blair,^a
Adam C. Nielander, ^b Thomas F. Jaramillo ^{ab} and William A. Tarpeh ^{*ab}

Underutilized wastewaters containing dilute levels of reactive nitrogen (Nr) can help rebalance the nitrogen cycle. This study describes electrodialysis and nitrate reduction (EDNR), a reactive electrochemical separation architecture that combines catalysis and separations to remediate nitrate and ammonium-polluted wastewaters while recovering ammonia. By engineering operating parameters (e.g., background electrolyte, applied potential, electrolyte flow rate), we achieved high recovery and conversion of Nr in both simulated and real wastewaters. The EDNR process demonstrated long-term robustness and up-concentration that recovered >100 mM ammonium fertilizer solution from agricultural runoff that contained 8.2 mM Nr. EDNR is the first reported process to our knowledge that remediates dilute real wastewater and recovers ammonia from multiple Nr pollutants, with an energy consumption (245 MJ per kg NH₃-N in simulated wastewater, 920 MJ per kg NH₃-N in agricultural runoff) on par with the state-of-the-art. Demonstrated first at proof-of-concept and engineered to technology readiness level (TRL) 4–5, EDNR shows great promise for distributed wastewater treatment and sustainable ammonia manufacturing.

Received 8th July 2024,
Accepted 13th September 2024

DOI: 10.1039/d4ee03002h

rsc.li/ees

Broader context

The nitrogen cycle is severely imbalanced by anthropogenic activities: reactive nitrogen removal occurs at half the rate of reactive nitrogen synthesis, constantly contaminating the environment. We developed a novel electrochemical reactive separation process to convert wastewater ammonium and nitrate into ammonia products. When powered by renewable electricity, this electrochemical architecture enables sustainable water treatment and fertilizer production, especially for communities not served by conventional centralized manufacturing.

Introduction

The nitrogen cycle is in urgent need of re-engineering. Nitrogen (N) pollution is widespread—the US Environmental Protection Agency considers it “one of the costliest, most difficult environmental problems we face in the 21st century”.¹ This pollution originates from imbalances between reactive nitrogen (Nr) production and its removal as N₂ in the incumbent nitrogen management system. Most anthropogenic Nr comes from

Haber-Bosch ammonia synthesis. The Haber-Bosch process successfully supplied sufficient fertilizer to solve the early 20th century global hunger challenge, but also presents several sustainability challenges for upcoming generations. Ammonia (NH₃) is synthesized from inert N₂ and steam reformed H₂ at ~700 K and ~100 atm; these extreme conditions and reliance on fossil fuels contribute to 1–2% of global energy consumption and 1.2% of greenhouse gas emissions.^{2–5} In contrast, anthropogenic removal of reactive nitrogen (Nr) from the environment (often as N₂) is only half the rate of its production, leading to costly Nr pollution that has exceeded critical thresholds for environment and human welfare and caused direct damage worth 0.3–3% of annual global gross domestic product.^{6,7} Even with universal adoption of known Nr mitigation actions (e.g., efficient fertilizer application and livestock management), environmental discharges of Nr are projected to

^a Department of Chemical Engineering, Stanford University, Stanford, CA, 94305, USA^b SUNCAT Center for Interface Science and Catalysis, SLAC National Accelerator Laboratory, Menlo Park, CA, USA† Electronic supplementary information (ESI) available: Experimental details; supporting tables; and additional experimental and simulation data. See DOI: <https://doi.org/10.1039/d4ee03002h>

surpass 95 million tons per year in 2050.^{3,7} This perilous gap between Nr production and mitigation calls for transformative technologies that can remove Nr from the environment and that can produce Nr products with low associated emissions.

Compared to technologies solely targeting Nr removal (Nr to N₂, e.g., denitrification) or sustainable Nr production (N₂ to Nr, e.g., electrified ammonia synthesis), wastewater refining can shortcut the inert N₂ intermediate and directly convert Nr pollutants to Nr products.^{8,9} Globally, wastewater contains a yearly stream of 35–78 million tons Nr, which could offset 15–34% of total Nr required by 2050.^{7,8} Over 90% of wastewater Nr exists in municipal wastewater and agricultural runoff, and nitrate (NO₃⁻) and ammonium (NH₄⁺) are the dominant aqueous Nr pollutants that threaten the health of both ecosystems (e.g., eutrophication) and humans (e.g., methemoglobinemia).^{10–13} Therefore, approaches are needed that valorize both NO₃⁻ and NH₄⁺ from municipal wastewater and agricultural runoff to NH₃ product, whereas most current technologies only target on either of the two major pollutants. Targeting both species can also address the Nr cascade problem, where Nr species interconvert to continue harming the environment.^{4,14} Electrochemical methods are uniquely positioned to facilitate replacement of fossil fuels with renewable energy inputs and enable distributed implementation that matches the distributed nature of our target wastewaters. Ultimately, electrochemically refining wastewater NO₃⁻ and NH₄⁺ to NH₃ can (1) remediate historically accumulated Nr pollution in the environment, (2) recover valuable Nr resources, and (3) reduce the need for virgin Nr production and related emissions from Haber-Bosch facilities.

Achieving the full potential of wastewater Nr refining requires overcoming challenges intrinsic to decentralized wastewater feedstocks, including dilute mixed Nr pollutants (typically below 10 mM), low total ionic conductivity, and complex and variable background matrices. In contrast, electrochemical NH₃ recovery and nitrate reduction reaction (NO₃RR) systems are often demonstrated with simplistic matrices with a single Nr species at higher concentrations (usually above 10 mM), well-controlled pH, and high ionic conductivity to operate efficiently.¹⁵ This mismatch in decentralized wastewater characteristics and electrochemical Nr recovery system requirements leads to low efficiency when real wastewater is directly used as the electrolyte. Therefore, we leverage electrochemical reactive separations, where separation and reaction are co-located within the same reactor and occur in tandem.^{8,14,16} Unlike processes with discrete reactant separation and catalysis steps, reactive separations utilize separations to create favorable and stable reaction environments from complex feedstocks, and reactions to produce product mixtures that inform separations. Electrochemical reactive separations have been demonstrated to recover carbon (reactive carbon capture),^{17–21} sulfur,^{22–26} and lithium,^{27–32} but have rarely been used to recover NH₃ from NH₄⁺-containing^{33–35} and from NO₃⁻-containing^{36–39} wastewaters, and even more rarely for wastewaters containing both NH₄⁺ and NO₃⁻.

In this study, we developed a novel electrochemical reactive separation unit process, electro dialysis and nitrate reduction

(EDNR), to recover and synthesize NH₃ from dilute NH₄⁺ and NO₃⁻-polluted wastewaters. EDNR consists of three sub-unit processes: (1) electro dialysis to separate influent NH₄⁺ and NO₃⁻ from wastewater, (2) deprotonation of NH₄⁺ with electrochemically *in situ* generated OH⁻ to recover NH₃, and (3) electrocatalytic reduction of NO₃⁻ to synthesize NH₃ using polycrystalline titanium (Ti) foil electrodes. This unit process is the first to our knowledge that targets multiple Nr pollutants and recovers NH₃ from both dilute wastewater NH₄⁺ and NO₃⁻ using electrochemical reactive separations. We achieved high Nr conversion (84 ± 10%) and recovery (111 ± 12%) in simulated wastewater by engineering operating parameters. Furthermore, we systematically studied effects of feedstock compositions and tested real wastewaters that span two orders of magnitude in total ionic concentration (well water, agricultural runoff, reverse osmosis retentate). The EDNR process showed excellent stability over 60-hour operation and recovered 12-fold concentrated ready-to-apply NH₃ fertilizer solution from agricultural runoff, with an energy consumption (920 MJ per kg NH₃-N) on par with the state-of-the-art (18–101 MJ per kg NH₃-N from NH₄⁺ and 168–31400 MJ per kg NH₃-N from NO₃⁻). Our efforts advanced beyond proof-of-concept to achieve TRL 4–5⁴⁰ (validation in a relevant environment, *i.e.*, real wastewater), demonstrating that EDNR can be implemented as an individual module or part of a treatment train to enable integrated distributed water treatment and sustainable NH₃ production.

Methods

Electro dialysis and nitrate reduction (EDNR) reactor and operation

The EDNR reactor is a three-chamber cell, with an anion exchange membrane (AEM) (Table 1) separating the NH₃ synthesis (left) and influent (middle) chambers, and a cation exchange membrane (CEM, CMI-7000, Membranes International) separating the influent (middle) and NH₃ recovery (right) chambers (Fig. 1a). All three chambers have the dimensions: 3.15 cm (H) × 1.8 cm (W) × 1.19 cm (D) (Fig. S1 in the ESI†). The geometric surface area of all electrodes and membranes used in the EDNR experiments was 5.7 cm². Semi-batch mode was used, and electrolytes were recirculated between the electrochemical reactor chambers and their corresponding electrolyte reservoirs (total electrolyte volume of 50 mL for each chamber) using peristaltic pumps.

The EDNR process operates in two stages, referred to as the electro dialysis (ED) stage and the nitrate reduction (NR) stage (Fig. S2 and S3, ESI†). In each ED stage, controlled current is applied to IrO₂-Ta₂O₅/Ti mesh electrode (anode) in the NH₃ synthesis chamber and platinum electrode (cathode) in the NH₃ recovery chamber. Influent NO₃⁻ and NH₄⁺ are separated *via* electromigration into the NH₃ synthesis and NH₃ recovery chambers, respectively; NH₄⁺ combines with the electrochemically-generated OH⁻, and NH₃ is recovered in the NH₃ recovery chamber (NH₄⁺ + OH⁻ → NH₃ + H₂O). In each NR stage, controlled potential is applied to the Ti electrode (cathode) in the NH₃ synthesis chamber and IrO₂-Ta₂O₅/Ti



Table 1 Comparison of experiment conditions used in proof-of-concept and optimized NR

| | Proof-of-concept | Optimized NR |
|---|--------------------------------|--|
| Influent | | 13.9 mM (NH ₄) ₂ SO ₄ + 1.61 mM KNO ₃ |
| NH ₃ synthesis chamber electrolyte | 0.1 M KClO ₄ | 1 M NaClO ₄ |
| NH ₃ recovery chamber electrolyte | 0.1 M KClO ₄ | 1 M NaClO ₄ |
| AEM | General (AMI-700) | Monovalent-selective (Selemon AMVN) |
| ED current density | 2.63 mA cm ⁻² | 3.95 mA cm ⁻² |
| ED duration | | 60 min |
| NR potential | -0.6 V vs. RHE, potentiostatic | -0.8 V vs. RHE, pulsed (10 s at reduction potential, followed by 10 s at open circuit) |
| NR flow rate | 30 mL min ⁻¹ | 100 mL min ⁻¹ |
| NR duration | | 120 min |

mesh electrode (anode) in the influent chamber; NH₃ is synthesized from the electrochemical NO₃RR (NO₃⁻ + 8e⁻ + 9H⁺ → NH₃ + 3H₂O) in the NH₃ synthesis chamber. The two consecutive stages complete one EDNR cycle, and multiple cycles can be conducted to achieve treatment goals (*e.g.*, complete removal and recovery of influent Nr).

Detailed experimental descriptions (*e.g.*, reagents, instrumentation, procedures) are given in ESI† Section S1.1 and S1.2. Reactor schematics and operation procedures of two-chamber NR reactor, long-term EDNR, and membrane stripping experiments are described in ESI† Section S1.3 and S1.4. Electrolyte compositions and operating parameters (*e.g.*, electrolyte flow rate, applied current/potential, stage duration) used in all EDNR experiments are summarized in Table S1 (ESI†).

Product analysis and key performance metrics

Electrolyte aliquots from all three electrolyte reservoirs were sampled for pH measurement and aqueous product analysis before and after each stage (ED or NR). Due to acid-base equilibria, we reported the sum concentrations of weak conjugate acid-base pairs using nitrite (NO₂⁻) to represent the sum of anionic nitrite and nitrous acid (pK_a 3.16 at 25 °C), and ammonia (NH₃) to represent the sum of cationic ammonium and ammonia (pK_a 9.25 at 25 °C) for brevity. NO₃⁻ and NO₂⁻ concentrations were quantified using anion chromatography, and NH₃ concentrations were quantified using spectrophotometric flow injection analysis. See ESI† Section S1.5 for detailed sample analysis methods.

To evaluate efficiency of the EDNR process in recovering NH₃ from influent Nr, we defined the following two metrics:

NH₃ recovery efficiency (η_{Recovery}):

$$\eta_{\text{Recovery, cycle } i} = \frac{([\text{NH}_3]_{\text{Rec, ED}i} - [\text{NH}_3]_{\text{Rec, Ini}}) \times V_{\text{Rec}}}{[\text{NH}_3]_{\text{Inf, Ini}} \times V_{\text{Inf}}} \quad (1)$$

where [NH₃]_{Rec,ED*i*} is the NH₃ concentration in the NH₃ recovery chamber at the end of the ED stage in cycle *i*, [NH₃]_{Rec,Ini} is the initial NH₃ concentration in the NH₃ recovery chamber before EDNR starts (*i.e.*, in the initial wastewater), and [NH₃]_{Inf,Ini} is the initial NH₃ concentration in the influent chamber before EDNR starts. V_{Rec} is the electrolyte volume of the NH₃ recovery chamber and its corresponding reservoir (50 mL), and V_{Inf} is

the electrolyte volume of the influent chamber and its corresponding reservoir (50 mL).

NH₃ synthesis efficiency ($\eta_{\text{Synthesis}}$):

$$\eta_{\text{Synthesis, cycle } i} = \frac{([\text{NH}_3]_{\text{Syn, NR}i} - [\text{NH}_3]_{\text{Syn, Ini}}) \times V_{\text{Syn}}}{[\text{NO}_3^-]_{\text{Inf, Ini}} \times V_{\text{Inf}}} \quad (2)$$

where [NH₃]_{Syn, NR*i*} is the NH₃ concentration in the NH₃ synthesis chamber at the end of the NR stage in cycle *i*, [NH₃]_{Syn, Ini} is the initial NH₃ concentration in the NH₃ synthesis chamber before EDNR starts, and [NO₃⁻]_{Inf, Ini} is the initial NO₃⁻ concentration in the influent before EDNR starts. V_{Syn} is the electrolyte volume of the NH₃ synthesis chamber and its corresponding reservoir (50 mL).

Definitions of the other performance metrics for the ED stage (NH₄⁺ and NO₃⁻ ED current efficiency, and NO₃⁻ ED flux), NR stage (total current density, NH₃ partial current density, time-averaged NR NO₃⁻ removal rate, faradaic efficiency), and energy consumption are defined in ESI† Section S1.7. All current densities shown were calculated using the electrode geometric area.

Results and discussion

Proof-of-concept EDNR

As proof-of-concept, we used simulated wastewater with relatively simple compositions and intermediate Nr concentrations between high values used in typical fundamental research (Fig. S7, ESI†) and our target wastewater feedstocks as the EDNR influent (13.9 mM (NH₄)₂SO₄ + 1.6 mM KNO₃). During ED stages, influent NH₄⁺ and NO₃⁻ were separated into the NH₃ recovery and NH₃ synthesis chambers, respectively (Fig. 1b), and favorable pH environments were achieved by electrochemical water oxidation and reduction reactions: pH > 9 in the NH₃ recovery chamber to recover NH₄⁺ as NH₃, and pH < 3 in the NH₃ synthesis chamber to prepare for NR. Ti was chosen as a generic NO₃RR electrocatalyst because it is selective to NH₃, abundant, and corrosion resistant, all of which are suitable characteristics for treating real wastewater.^{41–43} Ti also exhibits higher nitrate reduction activity in acidic environments, making it well-suited for EDNR.^{41,43} In the following NR stages, NH₃ was synthesized from Ti-catalyzed reduction of



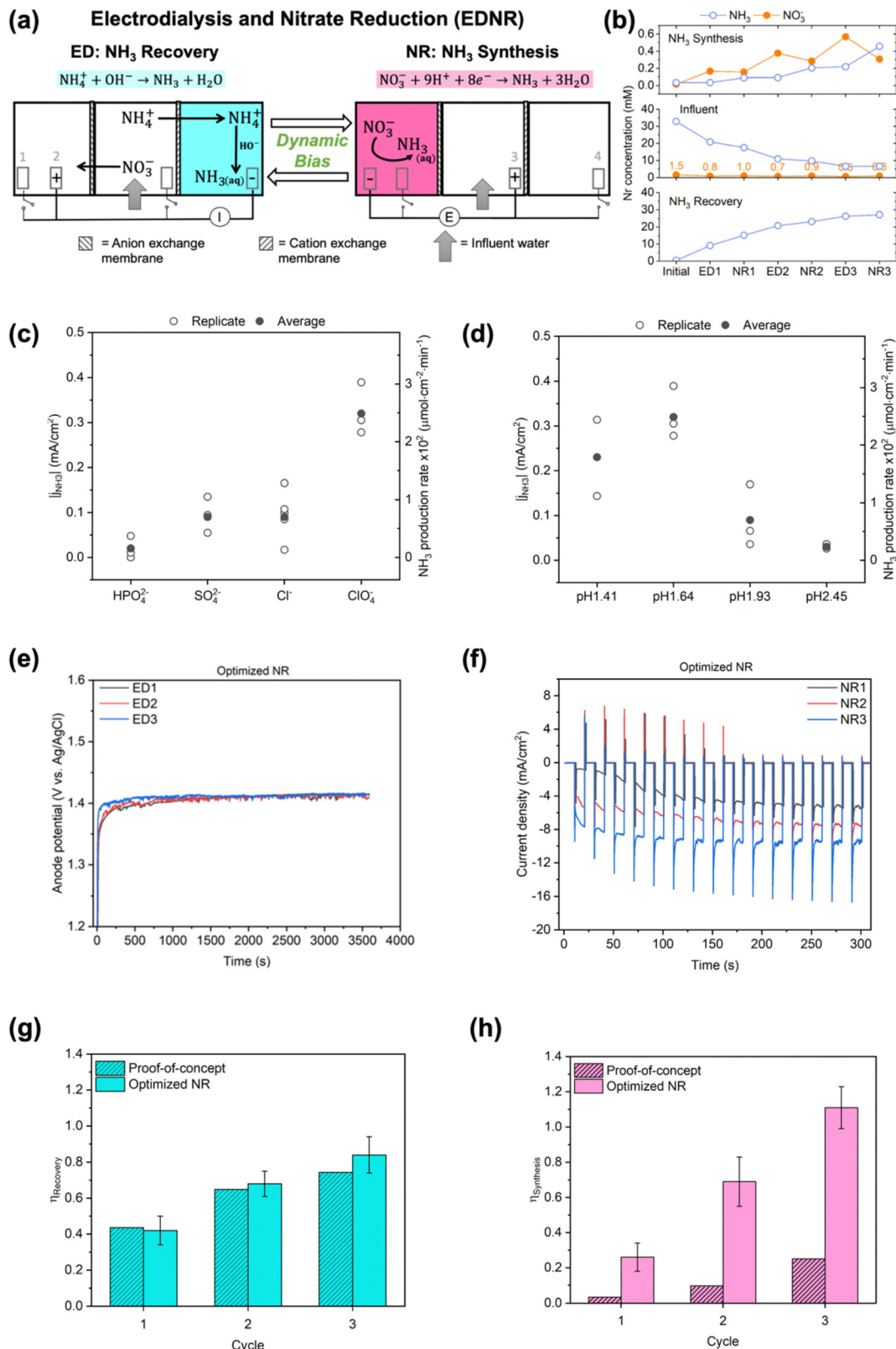


Fig. 1 (a) Schematics of the EDNR process. Electrode (1) Ti foil, (2) and (3) IrO₂-Ta₂O₅/Ti mesh, (4) Pt foil. *I* and *E* represent controlled applied current and potential in ED and NR stages, respectively. More experiment details (electrolyte composition, volume, flow rate, applied current/potential, stage duration) are shown in Table 1 and ESI† Fig. S1 and Table S1. (b) Trends of NH₃ and NO₃⁻ concentrations in proof-of-concept experiment. NO₃⁻ concentrations in the influent chamber are enumerated to highlight their values on the large scale used for NH₃ concentrations. (c) Magnitude of NH₃ partial current density (left y-axis) and production rate (right y-axis) in background electrolytes with a variety of anions: 0.5 M Na₂HPO₄, 0.5 M Na₂SO₄, 1 M NaCl, and 1 M NaClO₄, pH adjusted to 1.72 with 2 M HClO₄. (d) Magnitude of NH₃ partial current density (left y-axis) and production rate



(right y-axis) in 1 M NaClO₄ with a variety of initial pH: 1.41, 1.64, 1.93, and 2.45, adjusted by adding 2 M HClO₄. All experiments in (c) and (d) were conducted in two-chamber reactors under static potential of -0.8 V vs. RHE for 30 min, with additional details shown in ESI† Section S1.3; partial current density is defined by eqn (S9) (ESI†). Open symbols represent results from each replicate experiment, and filled symbols represent the average values. (e) Anode (IrO₂-Ta₂O₅/Ti mesh electrode in the NH₃ synthesis chamber) potentials as functions of time in ED stages and (f) total current density in the first 5 min into each NR stage from one representative optimized NR experiment. The corresponding full chronoamperometry is shown in Fig. S13 (ESI†). Comparison of (g) NH₃ recovery and (h) NH₃ synthesis efficiencies in proof-of-concept and optimized NR experiments. Error bars represent \pm one standard deviation from triplicate experiments for optimized NR. Only one replicate for proof-of-concept was performed to prioritize efforts to improve NR performance.

the electromigrated NO₃⁻. By repeating ED and NR stages for multiple cycles, we removed increasing amounts of NH₄⁺ and NO₃⁻ from the influent. At the end of three EDNR cycles, >70% of influent NH₄⁺ was recovered (defined as NH₃ recovery efficiency, η_{Recovery} , eqn (1)), and 25% of influent NO₃⁻ was converted to NH₃ (defined as NH₃ synthesis efficiency, $\eta_{\text{Synthesis}}$, eqn (2)). The total nitrogen balance in the system was also very well closed (-11.2% to $+1.3\%$ among all stages, Fig. S8d, ESI†). Although the process functioned as designed, $\eta_{\text{Synthesis}}$ was consistently lower than η_{Recovery} , indicating more complete recovery from NH₄⁺ than conversion from NO₃⁻ despite the much higher influent NH₄⁺ concentration. The poor $\eta_{\text{Synthesis}}$ resulted from low NO₃RR activity and NH₃ selectivity (Fig. S12, ESI†), which necessitates improving the NR process to extract NH₃ more completely from wastewater Nr.

Engineering of EDNR operating parameters

The EDNR process leverages several key operating parameters (e.g., background electrolyte, applied current/potential, stage duration, electrolyte flow rate) to flexibly adapt to treatment goals. To improve the low $\eta_{\text{Synthesis}}$ in proof-of-concept experiments, we employed NR electrolyte engineering, which has been shown to substantially influence the activity and selectivity of electrocatalytic reactions^{44–47} including NO₃RR.^{41,48,49} Rather than directly conducting NO₃RR in complex, dynamic decentralized wastewaters, the EDNR reactor separates the NH₃ synthesis chamber from the influent using an AEM. This design allows for flexible selection of background electrolyte, as well as conditioning of the NR electrolyte through preceding ED stages. Although high concentration of background electrolyte⁴³ and acidic pH^{41,43} are known to enhance NO₃RR activity and NH₃ selectivity on Ti, effects of anion identity and specific optimal pH are not well understood. To address this knowledge gap, we varied the NR background electrolyte anion identity and initial pH in an isolated two-chamber reactor to identify the optimal NR environment (see ESI† Section S1.3). The background electrolyte concentration was fixed as 1 M (cation concentration) to ensure high NO₃RR activity,^{36,43} and the cation identity was fixed as Na⁺. First, we found that weakly adsorbing ClO₄⁻^{10,49,50} outperformed other anions commonly used in electrocatalysis studies and present in wastewater (HPO₄²⁻, SO₄²⁻ and Cl⁻) and exhibited the highest NH₃ partial current density (j_{NH_3} , eqn (S9), ESI† and Fig. 1c) (see ESI† Section S3.2.1 for detailed discussion). Second, the highest j_{NH_3} occurred in an optimal initial pH around 1.6 (Fig. 1d), above which Ti electrode showed little activity (total current density $j_{\text{total}} < 0.2$ mA cm⁻², Fig. S10b, ESI†) and below which hydrogen evolution reaction (HER) and Ti hydride formation⁴² dominated

electrode reactions (>50% faradaic efficiency, eqn (S11) and Fig. S10d, ESI†). In addition to electrolyte engineering, we previously found that changing the applied potential pattern from static to pulsed can periodically replenish the local electrolyte acidity and increase the ammonia-to-nitrite selectivity.⁴³ When we applied a pulsed potential to this two-chamber system, j_{NH_3} was successfully doubled (Fig. S11, ESI†).

Therefore, we engineered the following EDNR operating parameters to enhance NR performance (Table 1): (1) chose 1 M NaClO₄ as the NH₃ synthesis chamber background electrolyte to maximize NH₃ partial current density, (2) used a monovalent-selective AEM to limit the disturbance in NR activity from multivalent and strongly adsorbing anions in wastewater, (3) increased ED stage applied current from 2.63 mA cm⁻² to 3.95 mA cm⁻² to achieve optimal bulk pH before subsequent NR stages, (4) applied pulsed potential (reduction potential of -0.8 V vs. RHE) in NR stages to enhance NH₃ selectivity, and (5) increased NR stage electrolyte flow rate to accelerate nitrate removal.⁴³ We conducted triplicate 3-cycle EDNR experiments using the same simulated wastewater (13.9 mM (NH₄)₂SO₄ + 1.61 mM KNO₃) as the influent; this set of experiments is referred to as optimized NR in the following text (Fig. 1e and f). Compared to proof-of-concept, we successfully increased the FE_{NH_3} by 1.2–2.9 times (to around 20%) and j_{NH_3} by 6–14 times (to -0.6 to -1.2 mA cm⁻², Fig. S14, ESI†). Although FE_{NH_3} and j_{NH_3} observed in optimized NR were lower than values reported in the NO₃RR literature,¹⁰ we note that they were achieved in realistically dilute NO₃⁻ concentration and could be improved when using higher NO₃⁻ feedstocks.^{41,43} FE_{NH_3} and j_{NH_3} remained steady across all cycles, suggesting that a favorable acidic pH in the NH₃ synthesis chamber was repeatedly achieved through preceding ED stages. Importantly, optimized NR closed the gap between NH₃ synthesis and NH₃ recovery by achieving near-unity efficiency for both metrics at the end of 3 cycles (0.84 ± 0.10 for η_{Recovery} , and 1.11 ± 0.12 for $\eta_{\text{Synthesis}}$, Fig. 1g and h).

Next, we examined ED performance after implementing NR reaction environment engineering. High removal was achieved for both NH₄⁺ (87%) and NO₃⁻ (84%) at the end of 3 cycles. But unlike the steady NR performance, ED performance decayed as more Nr was removed from the influent: current efficiency for NH₄⁺ dropped from 57% (ED1) to 25% (ED3), and from 4.5% (ED1) to 1.0% (ED3) for NO₃⁻ (proportional to ionic flux, Fig. S15a and S16a, ESI†). Such decay in NH₄⁺ and NO₃⁻ current efficiency coincided with the decreasing Nr concentrations in the influent chamber, and thus we identified that the ED ionic fluxes were likely controlled by transport from the influent to



AEM/CEM, rather than transport across the membranes (see ESI† Section S3.2.2). Within the same cycle, the substantial difference in current efficiency between NH_4^+ and NO_3^- was caused by their abundance and conductivity relative to coexisting ions (transference number) in the influent. In the simulated wastewater, NH_4^+ has an initial transference number of 0.95 and was the major charge-carrying cation across the CEM, whereas NO_3^- has an initial transference number of 0.025 due to its low concentration and was a minor charge-carrying anion across the AEM (see ESI† Section S2). Compared to proof-of-concept, NO_3^- ED flux was improved by 0.4–3.7 times in optimized NR, confirming that the monovalent-selective AEM exhibits favorable selectivity towards NO_3^- (Fig. S15b and S16b, ESI†).

To enhance ED performance, we first tried shortening the ED duration to avoid operating under low transport driving force (low influent NO_3^- concentrations, see ESI† Section S3.2.3). We found that halving the ED duration (*i.e.*, halving the total charge passed) did not significantly impact the current efficiency nor flux for NH_4^+ and NO_3^- transport but lowered η_{Recovery} (Fig. S18, ESI†). The shortened ED duration also led to higher than optimal pH in the NH_3 synthesis chamber and consequently impaired $\eta_{\text{Synthesis}}$ (Fig. S19, ESI†). The adverse effects that shortened ED duration exhibited on NR performance underscore the intimate connection between separation and reaction in EDNR: separation influences subsequent reaction by conditioning the reaction environment. Aside from shortening ED duration, we tried enhancing NH_4^+ and NO_3^- transport by increasing the electrolyte flow rate during the shortened ED stages (to the same flow rate as in NR, 100 mL min^{-1}). The higher electrolyte flow rate helped restore a high η_{Recovery} , but the NH_3 synthesis chamber pH was not significantly altered, and $\eta_{\text{Synthesis}}$ remained low (Fig. S18 and S19, ESI†). Therefore, we concluded that while the combination of shortened ED stage duration and high electrolyte flow rate could generate high η_{Recovery} , sufficient ED stage duration (charge passed) is critical to achieving the optimal NR reaction environment and associated high $\eta_{\text{Synthesis}}$. In the following experiments, operating parameters from optimized NR were applied unless otherwise specified.

Impacts of influent compositions on EDNR performance

As the target feedstocks for EDNR, decentralized wastewaters exhibit a wide range of compositions dependent on the source location and time;^{11,51–53} however, feedstock composition impacts have rarely been studied in electrochemical NR conversion and recovery literature. We have demonstrated that NO_3^- activity and selectivity is particularly prone to background electrolyte composition and initial pH. To further inform high-TRL EDNR implementation, we systematically studied influent composition effects on the unit process level using increasingly realistic feedstocks. First, we deconvoluted effects of common wastewater components, NO_3^- , SO_4^{2-} , and Cl^- , by independently increasing their concentration in the simulated wastewater matrix. Then, we moved on to using three real wastewater feedstocks: well water (Stanford, CA), agricultural

runoff (Salinas, CA), and reverse osmosis (RO) retentate (from full advanced treatment of municipal wastewater, Silicon Valley Clean Water, Redwood City, CA) (Fig. 2a). In the following discussion, we (1) analyze impacts of each scenario on NH_3 synthesis, (2) discuss generalizable implications of each scenario on NH_3 recovery, and (3) identify strategies for EDNR to adapt to different feedstock compositions.

Modified simulated wastewaters. To imitate NO_3^- concentrations in different feedstocks (*e.g.*, 20–60 mM in reverse osmosis retentate^{8,53}), we used NO_3^- -laden simulated wastewater as EDNR influent (13.9 mM $(\text{NH}_4)_2\text{SO}_4$ + 26.4 mM KNO_3). Compared to using the baseline simulated wastewater (optimized NR), both the NO_3^- ED flux and concentration in the NH_3 synthesis chamber increased nearly proportionally with the increase in influent NO_3^- concentration (Fig. S21a and b, ESI†). During NR, j_{total} was not significantly different (Fig. S21c, ESI†), but FE_{NH_3} improved to >40%, and j_{NH_3} increased by 1.9–2.5 times (Fig. 2b and Fig. S21d and e, ESI†). Unlike NO_3^- ED flux, j_{NH_3} did not increase linearly with NO_3^- concentration, suggesting a fractional reaction rate order with respect to NO_3^- ;⁵⁴ the enhanced $\text{FE}_{\text{NO}_2^-}$ indicated that further hydrogenation of NO_2^- to NH_3 was also limited (*e.g.*, by insufficient proton supply).⁴³ Despite the higher j_{NH_3} , end-of-run $\eta_{\text{Synthesis}}$ decreased from 1.11 ± 0.12 in baseline simulated wastewater to 0.11 as a result of incomplete conversion of influent NO_3^- (Fig. 2c and Fig. S22a, ESI†). Therefore, achieving a high $\eta_{\text{Synthesis}}$ in NO_3^- -rich feedstocks requires longer NR stage duration, more EDNR operation cycles, or more active NR electrodes.

Beyond NO_3^- , we introduced SO_4^{2-} and Cl^- because they are the most common divalent and monovalent anions in wastewaters. We added high concentrations to the baseline simulated wastewater (13.9 mM $(\text{NH}_4)_2\text{SO}_4$ + 1.6 mM KNO_3 + 50 mM Na_2SO_4 or 100 mM NaCl) as the influent to amplify their effects. Amidst these concentrated coexisting anions, NO_3^- transference number decreased by an order of magnitude (ESI† Section S2). The NO_3^- ED flux in both scenarios was lowered significantly in cycle 1, but gradually converged towards optimized NR, leading to similar NO_3^- concentrations in the NH_3 synthesis chamber starting from cycle 2 (Fig. S23a and b, ESI†). The monovalent-selective AEM largely blocked SO_4^{2-} from entering the NH_3 synthesis chamber in the SO_4^{2-} -laden scenario, and selectively transported Cl^- to maintain charge neutrality in the Cl^- -laden scenario (Fig. S23c–f, ESI†). As shown in NO_3^- electrolyte engineering experiments, additional SO_4^{2-} and Cl^- suppressed FE_{NH_3} and lowered j_{NH_3} (Fig. 2b). In the Cl^- -laden scenario, the insufficient acidity at the beginning of each NR stage (caused by chlorine evolution reaction during ED, Fig. S24b, ESI†) further impaired NR performance. Consequently, end-of-run $\eta_{\text{Synthesis}}$ decreased from 1.11 ± 0.12 in baseline simulated wastewater to 0.32 and 0.03 in SO_4^{2-} -laden and Cl^- -laden scenarios, respectively (Fig. 2b and Fig. S22a, ESI†). The sensitivity of $\eta_{\text{Synthesis}}$ to influent coexisting anions highlights that to improve the adaptability of EDNR to treat a wide range of wastewaters, future efforts should develop NO_3^- -selective AEMs that enable targeted separation of NO_3^- from complex influent matrices.



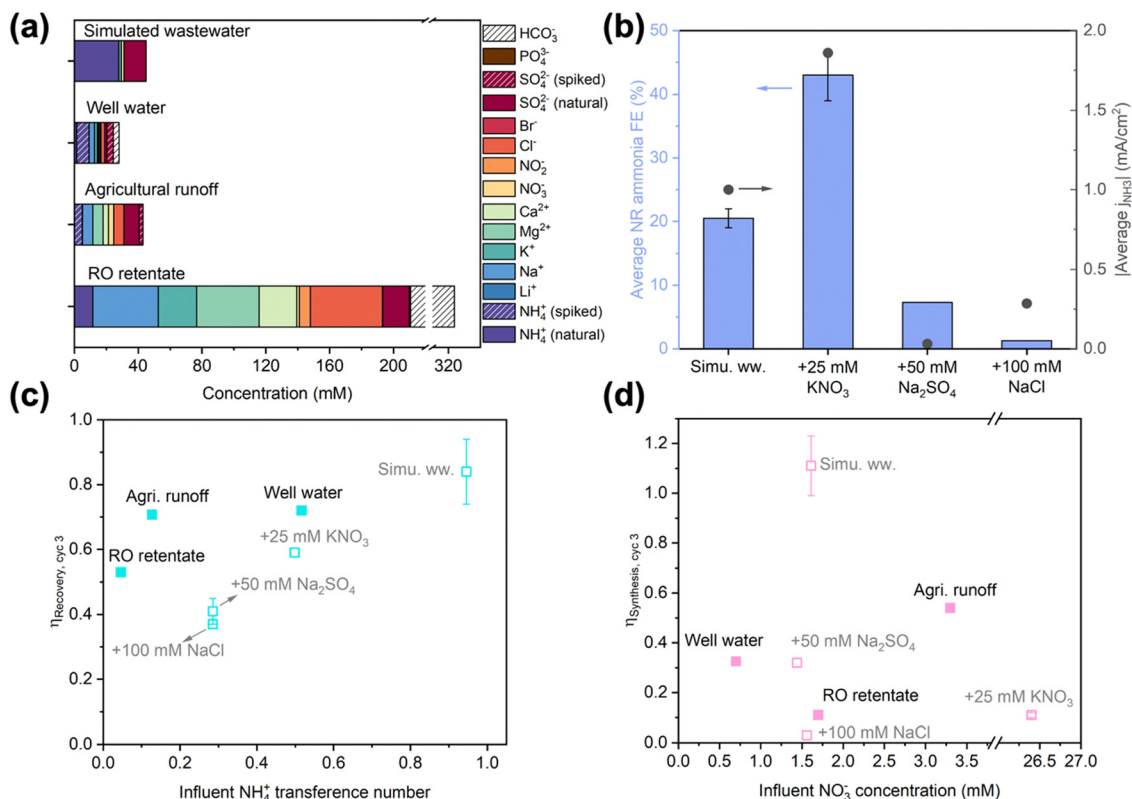


Fig. 2 (a) Composition of different wastewaters used as influents in EDNR experiments. Total organic and inorganic carbon contents are shown in Fig. S26 (ESI[†]). (b) Effects of influent composition on average NH_3 faradaic efficiency (left y-axis) and NH_3 partial current density (right y-axis) in NR stages. Influent: simulated wastewater (13.9 mM $(\text{NH}_4)_2\text{SO}_4$ + 1.6 mM KNO_3), and simulated wastewater +25 mM KNO_3 (NO_3^- -laden), or +50 mM Na_2SO_4 (SO_4^{2-} -laden), or +100 mM NaCl (Cl^- -laden). (c) End-of-run NH_3 recovery efficiency as a function of influent NH_4^+ transference number, and (d) end-of-run NH_3 synthesis efficiency as a function of influent NO_3^- concentration in EDNR experiments using different modified simulated (open symbols) and real (filled symbols) wastewaters. Error bars represent \pm one standard deviation.

In contrast to the composition-specific $\eta_{\text{Synthesis}}$, η_{Recovery} exhibited a generalizable trend with respect to the initial NH_4^+ transference number in the influent (Fig. 2c, open symbols). With a higher coexisting cation concentration, the NH_4^+ ED current efficiency decreased along with its transference number (Fig. S25, ESI[†]). Experimentally, we observed that the end-of-run η_{Recovery} nearly monotonically decreased with decreasing NH_4^+ transference number: 0.84 in baseline simulated wastewater, 0.59 in NO_3^- -laden, 0.41 in SO_4^{2-} -laden, and 0.37 in Cl^- -laden scenarios. Therefore, to restore nearly complete NH_3 recovery in the presence of coexisting cations, we could extend ED stage duration (pass more charge) or increase ED state electrolyte flow rate (intensify the ED mass transport).

Real wastewaters. In addition to understanding deconvoluted effects of influent compositions in modified simulated wastewaters, we examined EDNR performance in real wastewaters with much more complex compositions. We selected three representative wastewaters that contain dilute Nr and a wide range of total ionic concentrations as the EDNR influent (well water, agricultural runoff, and RO retentate, Fig. 2a). To test both ED and NR performances in these real wastewater matrices, we manually added NH_4^+ in the form of $(\text{NH}_4)_2\text{SO}_4$ to reach a concentration of 8 mM in well water and 4.8 mM in

agricultural runoff, ensuring the coexistence of NH_4^+ and NO_3^- . Depending on sampling sites (e.g., livestock farms) and time (e.g., nitrification progress in soil, time since previous rainfall), agricultural runoff could contain a similar level of NH_4^+ .⁵⁵ For ED performance, we found that in real wastewaters end-of-run η_{Recovery} generally increased with the initial influent NH_4^+ transference number (Fig. 2c, filled symbols), similar to the empirical trend in modified simulated wastewaters. In real wastewater EDNR influents, due to competition from coexisting cations, NH_4^+ ED current efficiency decreased (Fig. S28, ESI[†]), and η_{Recovery} for all three real wastewaters fell short of optimized NR. But notably, in the low NH_4^+ transference number range, real wastewaters outperformed modified simulated wastewaters, suggesting that the CEM is more selective towards monovalent NH_4^+ over divalent cations (Ca^{2+} , Mg^{2+}) present in these real wastewaters under our ED operating conditions. This favorable selectivity towards NH_4^+ also led to similar η_{Recovery} in agricultural runoff and well water. Based on Fig. 2c, NH_4^+ transference in the feedstock with corrections based on divalent cation concentration could be used to predict NH_3 recovery performance in EDNR.

For NR performance, end-of-run $\eta_{\text{Synthesis}}$ in all three wastewaters was far below that of the baseline simulated wastewater



and did not correlate with influent NO_3^- concentration (Fig. 2d). j_{total} in RO retentate was similar to in the baseline simulated wastewater, but significantly lower in well water and agricultural runoff (Fig. S29a, ESI†). Based on the influent composition effects observed in modified simulated wastewaters, we attributed the cause of impaired NR to unique compositions of each wastewater. RO retentate contains comparable concentrations of NO_3^- and SO_4^{2-} to simulated wastewater, with additional NO_2^- (6.9 mM), Cl^- (45.2 mM), and HCO_3^- (estimated 113.3 mM). While NO_2^- could also be reduced and produce NH_3 during NR, it was counterbalanced by adverse effects from Cl^- and possibly HCO_3^- (competitive adsorption,^{56,57} electrochemical deprotonation,⁵⁸ or electrode surface scaling with divalent cations⁵²), leading to significantly lower j_{NH_3} (ca. 50% of optimized NR). Well water contains about half as much NO_3^- as simulated wastewater (0.7 vs. 1.6 mM), leading to lower j_{NH_3} (15–33% of optimized NR). In contrast, agricultural runoff contains the highest NO_3^- concentration (3.3 mM) among the real wastewaters tested and exhibited higher FE_{NH_3} (45–63%) and similar j_{NH_3} compared to simulated wastewater (Fig. S29b–d, ESI†). Therefore, to compensate for the coexisting cations and elevated NO_3^- concentration in agricultural runoff, we increased the number of EDNR operation to 4 cycles and acquired end-of-run η_{Recovery} (>0.77) and $\eta_{\text{Synthesis}}$ (>0.70 , Fig. S30, ESI†) that approached values in simulated wastewater. Achieving similar efficiencies in real wastewater compared to simulated wastewater shows the significance of EDNR for accelerating wastewater valorization: employing reactive separations based on systematic studies of electrolyte and operating parameters to understand and mitigate the effects of complex wastewater feedstock compositions.

Long-term EDNR and product purification to treat agricultural runoff

Despite being crucial to implementation, long-term studies conducted under realistic operating conditions are rarely reported for electrochemical Nr recovery processes.⁵³ Similarly, energy consumption is not always reported in the literature but highly desired by practitioners.⁵⁹ Thus, we examined the long-term stability and energy consumption of the EDNR unit process in treating real wastewater. We selected NH_4^+ -enriched agricultural runoff (2.4 mM $(\text{NH}_4)_2\text{SO}_4$ was manually added to agricultural runoff) as the target feedstock because among the wastewaters we tested, it exhibits moderate Nr concentration, moderate total ionic concentration, and diverse ionic species. Applying operating parameters slightly altered from optimized NR (detailed in ESI† Section S3.4), we conducted 5 batches of 4-cycle EDNR experiments that processed 50 mL of fresh influent per batch (*i.e.*, every 4 EDNR cycles). To demonstrate generation of pure wastewater-derived NH_3 products, we coupled the EDNR process with membrane stripping and formed a near-neutral ammonia phosphate fertilizer solution. The membrane stripping process also enabled reuse of electrolytes in NH_3 recovery and synthesis chambers, with only minimal fresh electrolyte addition to offset loss from sampling (8 mL per batch). The integrated process was conducted for

5 consecutive days and processed a total of 250 mL NH_4^+ -enriched agricultural runoff (experimental protocols in ESI† Section S1.4).

The EDNR process demonstrated exceptional long-term robustness. Despite the complex composition of agricultural runoff, end-of-batch NH_3 recovery and synthesis efficiencies approached values achieved in baseline simulated wastewater (0.77 ± 0.11 for η_{Recovery} , 0.66 ± 0.10 for $\eta_{\text{Synthesis}}$) and did not show appreciable decay with extended operation (Fig. 3a and b, except for batch 3). NH_4^+ and NO_3^- ED current efficiencies remained steady over time and unimpaired by observed membrane fouling (Fig. S31 and S34 and Table S6, ESI†), corroborating our conclusion that Nr ionic fluxes were controlled by transport from the influent to membranes. The steady ED performance repeatedly created favorable electrolyte environments for NR, as evidenced by nearly overlapping trends of pH and Nr ion movements across all batches (Fig. S35–S37, ESI†). High activity and selectivity were maintained during NR (Fig. S39, ESI†), with total current density at ca. 2 mA cm^{-2} and $\text{FE}_{\text{NH}_3} > 40\%$ across all batches. Within each batch, the FE_{NH_3} in cycle 4 (final cycle) was the lowest due to the low NO_3^- concentrations and loss of volatile NH_3 from the alkaline electrolyte. Starting from the second batch, FE_{NH_3} in cycle 1–3 increased to $>60\%$. In contrast to the more commonly observed loss in electrode activity and selectivity over time, the Ti electrode exhibited an ‘activated’ NH_3 selectivity induced by the first batch of EDNR (8 h total in NR) and overnight air exposure (10 h exposed in an empty cell open to air). Based on our previous study, the near-surface of the Ti electrode in contact with the electrolyte likely converted to TiH_2 after the first EDNR batch; however, TiH_2 exhibits similar nitrate reduction activity and selectivity to unamended Ti.⁴² Therefore, we hypothesized that increased NH_3 selectivity arose from altered surface morphology^{60–62} or partially oxidized TiH_2/Ti .^{63–65} To summarize long-term performance, ED and NR stages showed excellent resilience to real wastewater over extended operation, achieving stable, high NH_3 recovery and synthesis that enable future scale-up.

To extract and concentrate EDNR-recovered and synthesized NH_3 from background electrolytes, we combined EDNR with a low-energy passive separation process, membrane stripping, to recover a single NH_3 product stream. After 5 batches, the acid trap chamber recovered 101 mM NH_3 as a mixture of $\text{NH}_4\text{H}_2\text{PO}_4$ and $(\text{NH}_4)_2\text{HPO}_4$ (pH 6.42), which contained minimal metal contamination (Na, Mg, K, Ca, Cu below 10 ppb on inductively coupled plasma optical emission spectroscopy) and can be directly applied as a fertilizer (mono- and di-ammonium phosphate, MAP and DAP fertilizers, typical application concentration 43–454 mM NH_4^+).^{66,67} Importantly, this combined solution was 12.3 times more concentrated than the influent (8.2 mM total Nr, Fig. 3c). Note that this up-concentration factor can be further increased by using (1) a higher ratio of influent to NH_3 synthesis/recovery chamber background electrolyte volume, (2) a higher ratio of NH_3 synthesis/recovery chamber background electrolyte to acid trap volume, or (3) more batches of EDNR operation. From 250 mL agricultural runoff that contains dilute



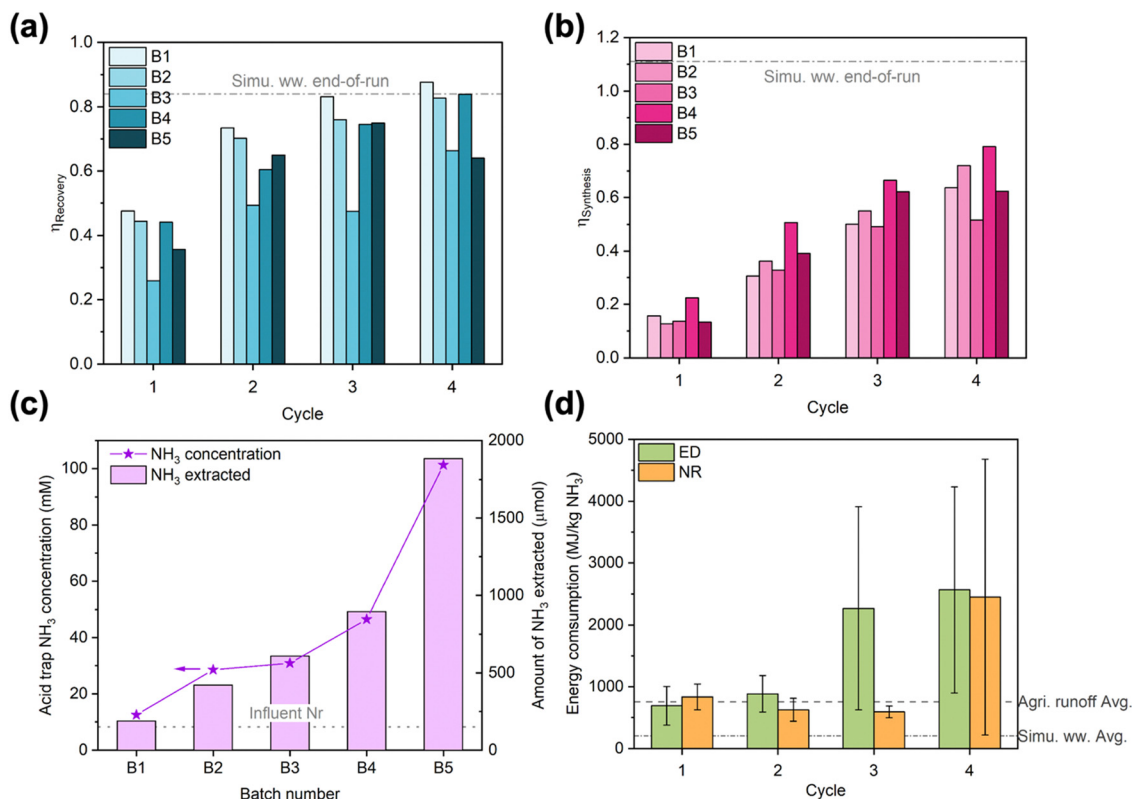


Fig. 3 (a) NH₃ recovery efficiency and (b) NH₃ synthesis efficiency in long-term EDNR experiments using NH₄⁺-enriched agricultural runoff. The few instances where efficiencies decreased with increasing cycle number in B3 and B5 were caused by decreasing NH₃ concentration in corresponding chambers, possibly due to NH₃ evaporation. Dash-dot lines represent the average end-of-run NH₃ recovery and synthesis efficiencies in simulated wastewater feedstock. (c) Concentration (left y-axis) and total amount (right y-axis) of NH₃ extracted into the acid trap through membrane stripping. Dotted line represents total Nr concentration in NH₄⁺-enriched agricultural runoff influent. (d) Energy consumption in NH₃ recovery (ESI[†] eqn (S7)) and synthesis (ESI[†] eqn (S12)). Large error bars in cycle 3 and cycle 4 resulted from negative NH₃ recovery/synthesis in B3 and B5. Because pumping energy typically contributes minimally to the overall energy consumption for electrochemical wastewater treatment processes (<5%^{33,36}), we based our calculations solely on electrical energy consumed in the EDNR process. Error bars represent ± one standard deviation. Dash and dash-dot lines represent the average energy consumption for NH₃ production (ESI[†] eqn (S13)) in NH₄⁺-enriched agricultural runoff and simulated wastewater feedstocks, respectively.

and unusable level of Nr, we recovered a concentrated fertilizer solution that can serve 50 cm² of vegetative stage crops, highlighting the suitability of EDNR for decentralized nutrient recovery. We note that Na⁺ and ClO₄⁻ migrated from electrolytes in NH₃ synthesis and recovery chambers into the wastewater influent (ESI[†] Table S7). Although there is no maximum contaminant level set by the US Environmental Protection Agency (EPA) for Na⁺, the ClO₄⁻ concentration exceeded its maximum contaminant level (5.6×10^{-4} mM). Considering that organic pollutants are also not treated by the EDNR process, downstream treatment steps for other pollutants might be needed to supplement the nitrogen removal and recovery of EDNR. For municipal wastewater, EDNR can be implemented as part of the treatment train (*e.g.*, extract residual dilute Nr after electrochemical stripping using urine feedstock⁵³); for agricultural runoff, which is not currently collected and treated, EDNR can become the first step in the treatment train that includes further polishing with established technologies ClO₄⁻ (*e.g.*, ion exchange combined with biodegradation⁶⁸) and organic contaminants (*e.g.*, advanced oxidation processes using UV/H₂O₂⁶⁹).

To inform distributed NH₃ manufacturing from wastewaters, we evaluated EDNR energy consumption and identified opportunities for future improvements (Fig. 3d). In the first two cycles, ED and NR stages consumed similar amounts of energy per kg NH₃ produced. Starting from cycle 3, much more energy was consumed in ED to recover the marginal amount of residual influent NH₄⁺ due to the significantly lower current efficiency (Fig. S34a, ESI[†]). NR energy consumption only increased in the last cycle due to the low FE_{NH₃} (Fig. S39b, ESI[†]). Accounting for both ED and NR stages, the average energy consumption using the NH₄⁺-enriched agricultural runoff was 920 MJ per kg N. In comparison, the average energy consumption in simulated wastewater was 245 MJ per kg N (Fig. S40a, ESI[†]). We attributed the 3.75 times higher energy consumption in real wastewater to its significantly lower NH₄⁺ concentration (5 times lower) and CEM scaling caused by divalent cations (leading to higher cell voltage, Fig. S40b, ESI[†]). These energy consumption values are among those for state-of-the-art electrochemical NH₃ manufacturing technologies using similarly dilute Nr feedstocks (Table S8, ESI[†]). But distinct from



most literature reports, the feedstock used in this work was a complex real wastewater with dilute Nr (*vs.* simplistic electrolytes with concentrated Nr), and a purified product stream was recovered with very low energy input (*vs.* products not separated from the influent or requiring downstream energy/chemical-intensive separation). Although the EDNR energy consumption is several times higher than traditional wastewater Nr removal (*e.g.*, nitrification/denitrification, anammox; 10–100 MJ per kg N)^{13,70} and NH₃ manufacturing technologies (*e.g.*, Haber-Bosch, 31.6 MJ per kg N),⁵³ this electrochemical reactive separation unit process enables highly tunable and robust wastewater refining at the point of wastewater generation. Future work can reduce the energy consumption by: (1) reducing the number of cycles to avoid operating in low mass transport driving force regions, when near-complete removal and recovery are not required; (2) employing more active ED (*e.g.*, finer IrO₂-Ta₂O₅/Ti mesh with higher surface area, nickel-stabilized ruthenium dioxide,⁷¹ barium doped cobalt(II,III) oxide⁷²) and NR (*e.g.*, polypyrrole-protected Cu nanoparticles,⁷³ Fe₂Co metal-organic framework,⁷⁴ FeAu alloy⁷⁵) electrode materials to lower overpotential; and (3) adding antifoulants or other mitigation strategies into the NH₃ recovery chamber to prevent CEM fouling.

Conclusions

This study demonstrated that EDNR is a highly tunable and robust reaction separation process to recover and synthesize NH₃ from dilute, Nr-polluted wastewaters. We found that engineering the NR reaction environment *via* electrochemical separations (electrolyte compositions and applied potential) plays a crucial role in improving electrocatalytic NH₃ synthesis. In wastewater feedstocks, NH₄⁺ transference number largely determines the NH₃ recovery efficiency, while NO₃⁻ concentration as well as coexisting anion identity and concentration together influence the NH₃ synthesis efficiency. Due to their complex compositions, real wastewaters tested in this study generally exhibited lower efficiency and higher energy consumption compared to simulated wastewater. Demonstrated using generic electrode and membrane materials here, the EDNR reactor can be used as a platform to benchmark high-performance materials tailored to feedstock conditions. Development of more active NR electrodes, monovalent-selective CEM, NO₃⁻-selective AEM, and engineering strategies will advance the EDNR process to become more energy-efficient and compatible with an even wider range of feedstocks. Shown as a prototype here, EDNR can remediate impaired feedstocks and valorize Nr pollutants in a distributed manner. The process has great viability in scenarios not served by conventional manufacturing (farms, remote communities), and regions like sub-Saharan Africa,⁷⁶ where limited access to centralized infrastructure and raw chemical inputs inhibits access to clean water and fertilizer. These issues of scale and access extend beyond the context of Nr recovery, which underscores the potential utility of EDNR as a modular architecture that enables

wastewater refining by leveraging reactive separation and valorization of other ionic pollutants in wastewater (*e.g.*, sulfide oxidation, sulfate reduction). By enabling distributed ammonia manufacturing, EDNR lies at the intersection of the food-energy-environment nexus, especially because it uses electricity to generate ammonia fertilizers and fuels while reducing waterborne discharges, circularizing the nitrogen cycle, and sustaining chemical manufacturing for future generations. Future efforts will advance towards this vision by assessing the techno-economic viability of the EDNR process and advancing the scale and TRL of the process for realistic scenarios.

Data availability

Data for this article, including raw current/potential, aqueous chemical concentrations, and calculated performance metrics, are available in the Stanford Data Repository (submitted, DOI forthcoming and will be available during review process).

Conflicts of interest

There are no conflicts to declare.

Acknowledgements

We are grateful to several funders of this work. J. G. acknowledges the National Science Foundation EFRI program (Award 2132007) and the Chemical Engineering Department at Stanford University. M. J. L. acknowledges support from the National Aeronautics and Space Administration (NASA) Space Technology Graduate Research Opportunities fellowship (Award 80NSSC20K1207) and Northern California Chapter of the ARCS Foundation (Rhoda Goldman Memorial Scholarship). D. M. M. acknowledges support from the National Aeronautics and Space Administration (NASA) Space Technology Graduate Research Opportunities fellowship (Award 80NSSC22K1191). K. S. W. acknowledges the Sustainability Accelerator within the Doerr School of Sustainability at Stanford University. SEM imaging and EDS mapping were performed at the Stanford Nano Shared Facilities (SNSF), supported by the National Science Foundation under award ECCS-2026822. The authors thank Silicon Valley Clean Water for providing wastewater samples; Ouriel Ndalamba and Kristy Chan for support on conducting experiments; and the Tarpeh, Jaramillo, Maher, Mauter, and Lobell groups for critical feedback on the project. This research was supported by the U.S. Department of Energy, Office of Science, Office of Basic Energy Sciences, Chemical Sciences, Geosciences, and Biosciences Division, Catalysis Science Program to the SUNCAT Center for Interface Science and Catalysis.

References

- 1 Committee on Science for EPA's Future, Board on Environmental Studies and Toxicology, Division on Earth and Life



- Studies, National Research Council, Science for Environmental Protection: The Road Ahead, National Academies Press, Washington, D.C., 2012, DOI: [10.17226/13510](https://doi.org/10.17226/13510).
- 2 D. R. MacFarlane, P. V. Cherepanov, J. Choi, B. H. R. Suryanto, R. Y. Hodgetts, J. M. Bakker, F. M. Ferrero Vallana and A. N. Simonov, A Roadmap to the Ammonia Economy, *Joule*, 2020, **4**(6), 1186–1205, DOI: [10.1016/j.joule.2020.04.004](https://doi.org/10.1016/j.joule.2020.04.004).
 - 3 J. Lim, C. A. Fernández, S. W. Lee and M. C. Hatzell, Ammonia and Nitric Acid Demands for Fertilizer Use in 2050, *ACS Energy Lett.*, 2021, **6**(10), 3676–3685, DOI: [10.1021/acscenergylett.1c01614](https://doi.org/10.1021/acscenergylett.1c01614).
 - 4 J. N. Galloway and E. B. Cowling, Reactive Nitrogen and The World: 200 Years of Change, *ambi*, 2002, **31**(2), 64–71, DOI: [10.1579/0044-7447-31.2.64](https://doi.org/10.1579/0044-7447-31.2.64).
 - 5 J. G. Chen, R. M. Crooks, L. C. Seefeldt, K. L. Bren, R. M. Bullock, M. Y. Darensbourg, P. L. Holland, B. Hoffman, M. J. Janik, A. K. Jones, M. G. Kanatzidis, P. King, K. M. Lancaster, S. V. Lymar, P. Pfromm, W. F. Schneider and R. R. Schrock, Beyond Fossil Fuel-Driven Nitrogen Transformations, *Science*, 2018, **360**(6391), eaar6611, DOI: [10.1126/science.aar6611](https://doi.org/10.1126/science.aar6611).
 - 6 W. Steffen, K. Richardson, J. Rockström, S. E. Cornell, I. Fetzer, E. M. Bennett, R. Biggs, S. R. Carpenter, W. de Vries, C. A. de Wit, C. Folke, D. Gerten, J. Heinke, G. M. Mace, L. M. Persson, V. Ramanathan, B. Reyers and S. Sörlin, Planetary Boundaries: Guiding Human Development on a Changing Planet, *Science*, 2015, **347**(6223), 1259855, DOI: [10.1126/science.1259855](https://doi.org/10.1126/science.1259855).
 - 7 B. L. Bodirsky, A. Popp, H. Lotze-Campen, J. P. Dietrich, S. Rolinski, I. Weindl, C. Schmitz, C. Müller, M. Bonsch, F. Humpeöder, A. Biewald and M. Stevanovic, Reactive Nitrogen Requirements to Feed the World in 2050 and Potential to Mitigate Nitrogen Pollution, *Nat. Commun.*, 2014, **5**(1), 3858, DOI: [10.1038/ncomms4858](https://doi.org/10.1038/ncomms4858).
 - 8 D. M. Miller, K. Abels, J. Guo, K. S. Williams, M. J. Liu and W. A. Tarpeh, Electrochemical Wastewater Refining: A Vision for Circular Chemical Manufacturing, *J. Am. Chem. Soc.*, 2023, **145**(36), 19422–19439, DOI: [10.1021/jacs.3c01142](https://doi.org/10.1021/jacs.3c01142).
 - 9 M. Yang, L. Chen, J. Wang, G. Msigwa, A. I. Osman, S. Fawzy, D. W. Rooney and P.-S. Yap, Circular Economy Strategies for Combating Climate Change and Other Environmental Issues, *Environ. Chem. Lett.*, 2023, **21**(1), 55–80, DOI: [10.1007/s10311-022-01499-6](https://doi.org/10.1007/s10311-022-01499-6).
 - 10 S. Garcia-Segura, M. Lanzarini-Lopes, K. Hristovski and P. Westerhoff, Electrocatalytic Reduction of Nitrate: Fundamentals to Full-Scale Water Treatment Applications, *Appl. Catal., B*, 2018, **236**, 546–568, DOI: [10.1016/j.apcatb.2018.05.041](https://doi.org/10.1016/j.apcatb.2018.05.041).
 - 11 B. Hansen, L. Thorling, J. Schullehner, M. Termansen and T. Dalgaard, Groundwater Nitrate Response to Sustainable Nitrogen Management, *Sci. Rep.*, 2017, **7**(1), 8566, DOI: [10.1038/s41598-017-07147-2](https://doi.org/10.1038/s41598-017-07147-2).
 - 12 E. Abascal, L. Gómez-Coma, I. Ortiz and A. Ortiz, Global Diagnosis of Nitrate Pollution in Groundwater and Review of Removal Technologies, *Sci. Total Environ.*, 2022, **810**, 152233, DOI: [10.1016/j.scitotenv.2021.152233](https://doi.org/10.1016/j.scitotenv.2021.152233).
 - 13 J. Theerthagiri, J. Park, H. T. Das, N. Rahamathulla, E. S. F. Cardoso, A. P. Murthy, G. Maia, D. N. Vo and M. Y. Choi, Electrocatalytic Conversion of Nitrate Waste into Ammonia: A Review, *Environ. Chem. Lett.*, 2022, **20**(5), 2929–2949, DOI: [10.1007/s10311-022-01469-y](https://doi.org/10.1007/s10311-022-01469-y).
 - 14 V. A. Niemann, P. Benedek, J. Guo, Y. Xu, S. J. Blair, E. R. Corson, A. C. Nielander, T. F. Jaramillo and W. A. Tarpeh, Co-Designing Electrocatalytic Systems with Separations To Improve the Sustainability of Reactive Nitrogen Management, *ACS Catal.*, 2023, **13**(9), 6268–6279, DOI: [10.1021/acscatal.3c00933](https://doi.org/10.1021/acscatal.3c00933).
 - 15 S. Meng, Y. Ling, M. Yang, X. Zhao, A. I. Osman, A. H. Al-Muhtaseb, D. W. Rooney and P.-S. Yap, Recent Research Progress of Electrocatalytic Reduction Technology for Nitrate Wastewater: A Review, *J. Environ. Chem. Eng.*, 2023, **11**(2), 109418, DOI: [10.1016/j.jece.2023.109418](https://doi.org/10.1016/j.jece.2023.109418).
 - 16 W. A. Tarpeh and X. Chen, Making Wastewater Obsolete: Selective Separations to Enable Circular Water Treatment, *Environ. Sci. Ecotechnology*, 2021, **5**, 100078, DOI: [10.1016/j.jese.2021.100078](https://doi.org/10.1016/j.jese.2021.100078).
 - 17 A. M. Zito, L. E. Clarke, J. M. Barlow, D. Bím, Z. Zhang, K. M. Ripley, C. J. Li, A. Kummeth, M. E. Leonard, A. N. Alexandrova, F. R. Brushett and J. Y. Yang, Electrochemical Carbon Dioxide Capture and Concentration, *Chem. Rev.*, 2023, **123**(13), 8069–8098, DOI: [10.1021/acs.chemrev.2c00681](https://doi.org/10.1021/acs.chemrev.2c00681).
 - 18 M. C. Freyman, Z. Huang, D. Ravikumar, E. B. Duoss, Y. Li, S. E. Baker, S. H. Pang and J. A. Schaidle, Reactive CO₂ Capture: A Path Forward for Process Integration in Carbon Management, *Joule*, 2023, **7**(4), 631–651, DOI: [10.1016/j.joule.2023.03.013](https://doi.org/10.1016/j.joule.2023.03.013).
 - 19 R. E. Siegel, S. Pattanayak and L. A. Berben, Reactive Capture of CO₂: Opportunities and Challenges, *ACS Catal.*, 2023, **13**(1), 766–784, DOI: [10.1021/acscatal.2c05019](https://doi.org/10.1021/acscatal.2c05019).
 - 20 G. Gadikota, Multiphase Carbon Mineralization for the Reactive Separation of CO₂ and Directed Synthesis of H₂, *Nat. Rev. Chem.*, 2020, **4**(2), 78–89, DOI: [10.1038/s41570-019-0158-3](https://doi.org/10.1038/s41570-019-0158-3).
 - 21 E. S. Sanz-Pérez, C. R. Murdock, S. A. Didas and C. W. Jones, Direct Capture of CO₂ from Ambient Air, *Chem. Rev.*, 2016, **116**(19), 11840–11876, DOI: [10.1021/acs.chemrev.6b00173](https://doi.org/10.1021/acs.chemrev.6b00173).
 - 22 P. K. Dutta, K. Rabaey, Z. Yuan, R. A. Rozendal and J. Keller, Electrochemical Sulfide Removal and Recovery from Paper Mill Anaerobic Treatment Effluent, *Water Res.*, 2010, **44**(8), 2563–2571, DOI: [10.1016/j.watres.2010.01.008](https://doi.org/10.1016/j.watres.2010.01.008).
 - 23 K. Jangam, Y.-Y. Chen, L. Qin and L.-S. Fan, Perspectives on Reactive Separation and Removal of Hydrogen Sulfide, *Chem. Eng. Sci.: X*, 2021, **11**, 100105, DOI: [10.1016/j.cesx.2021.100105](https://doi.org/10.1016/j.cesx.2021.100105).
 - 24 E. Blázquez, D. Gabriel, J. A. Baeza, A. Guisasola, S. Freguia and P. Ledezma, Recovery of Elemental Sulfur with a Novel Integrated Bioelectrochemical System with an Electrochemical Cell, *Sci. Total Environ.*, 2019, **677**, 175–183, DOI: [10.1016/j.scitotenv.2019.04.406](https://doi.org/10.1016/j.scitotenv.2019.04.406).
 - 25 L.-F. Zhai, W. Song, Z.-H. Tong and M. Sun, A Fuel-Cell-Assisted Iron Redox Process for Simultaneous Sulfur Recovery and Electricity Production from Synthetic Sulfide



- Wastewater, *J. Hazard. Mater.*, 2012, **243**, 350–356, DOI: [10.1016/j.jhazmat.2012.10.046](https://doi.org/10.1016/j.jhazmat.2012.10.046).
- 26 N. Sergienko and J. Radjenovic, Manganese Oxide-Based Porous Electrodes for Rapid and Selective (Electro)Catalytic Removal and Recovery of Sulfide from Wastewater, *Appl. Catal., B*, 2020, **267**, 118608, DOI: [10.1016/j.apcatb.2020.118608](https://doi.org/10.1016/j.apcatb.2020.118608).
- 27 L. Wu, C. Zhang, S. Kim, T. A. Hatton, H. Mo and T. D. Waite, Lithium Recovery Using Electrochemical Technologies: Advances and Challenges, *Water Res.*, 2022, **221**, 118822, DOI: [10.1016/j.watres.2022.118822](https://doi.org/10.1016/j.watres.2022.118822).
- 28 G. Luo, X. Li, L. Chen, Y. Chao and W. Zhu, Electrochemical Lithium Ion Pumps for Lithium Recovery: A Systematic Review and Influencing Factors Analysis, *Desalination*, 2023, **548**, 116228, DOI: [10.1016/j.desal.2022.116228](https://doi.org/10.1016/j.desal.2022.116228).
- 29 G. Liu, Z. Zhao and L. He, Highly Selective Lithium Recovery from High Mg/Li Ratio Brines, *Desalination*, 2020, **474**, 114185, DOI: [10.1016/j.desal.2019.114185](https://doi.org/10.1016/j.desal.2019.114185).
- 30 S. Yang, F. Zhang, H. Ding, P. He and H. Zhou, Lithium Metal Extraction from Seawater, *Joule*, 2018, **2**(9), 1648–1651, DOI: [10.1016/j.joule.2018.07.006](https://doi.org/10.1016/j.joule.2018.07.006).
- 31 J. Yu, D. Fang, H. Zhang, Z. Y. Leong, J. Zhang, X. Li and H. Y. Yang, Ocean Mining: A Fluidic Electrochemical Route for Lithium Extraction from Seawater, *ACS Materials Lett.*, 2020, **2**(12), 1662–1668, DOI: [10.1021/acsmaterialslett.0c00385](https://doi.org/10.1021/acsmaterialslett.0c00385).
- 32 Z. Zhao, G. Liu, H. Jia and L. He, Sandwiched Liquid-Membrane Electrodialysis: Lithium Selective Recovery from Salt Lake Brines with High Mg/Li Ratio, *J. Membr. Sci.*, 2020, **596**, 117685, DOI: [10.1016/j.memsci.2019.117685](https://doi.org/10.1016/j.memsci.2019.117685).
- 33 W. A. Tarpeh, J. M. Barazesh, T. Y. Cath and K. L. Nelson, Electrochemical Stripping to Recover Nitrogen from Source-Separated Urine, *Environ. Sci. Technol.*, 2018, **52**(3), 1453–1460, DOI: [10.1021/acs.est.7b05488](https://doi.org/10.1021/acs.est.7b05488).
- 34 F. Ferrari, M. Pijuan, S. Molenaar, N. Duinslaeger, T. Sleutels, P. Kuntke and J. Radjenovic, Ammonia Recovery from Anaerobic Digester Centrate Using Onsite Pilot Scale Bipolar Membrane Electrodialysis Coupled to Membrane Stripping, *Water Res.*, 2022, **218**, 118504, DOI: [10.1016/j.watres.2022.118504](https://doi.org/10.1016/j.watres.2022.118504).
- 35 H. Dong, C. M. Laguna, M. J. Liu, J. Guo and W. A. Tarpeh, Electrified Ion Exchange Enabled by Water Dissociation in Bipolar Membranes for Nitrogen Recovery from Source-Separated Urine, *Environ. Sci. Technol.*, 2022, **56**(22), 16134–16143, DOI: [10.1021/acs.est.2c03771](https://doi.org/10.1021/acs.est.2c03771).
- 36 J. Sun, S. Garg and T. D. Waite, A Novel Integrated Flow-Electrode Capacitive Deionization and Flow Cathode System for Nitrate Removal and Ammonia Generation from Simulated Groundwater, *Environ. Sci. Technol.*, 2023, **57**(39), 14726–14736, DOI: [10.1021/acs.est.3c03922](https://doi.org/10.1021/acs.est.3c03922).
- 37 K. Kim, A. Zagalskaya, J. L. Ng, J. Hong, V. Alexandrov, T. A. Pham and X. Su, Coupling Nitrate Capture with Ammonia Production through Bifunctional Redox-Electrodes, *Nat. Commun.*, 2023, **14**(1), 823, DOI: [10.1038/s41467-023-36318-1](https://doi.org/10.1038/s41467-023-36318-1).
- 38 J. Gao, N. Shi, Y. Li, B. Jiang, T. Marhaba and W. Zhang, Electrocatalytic Upcycling of Nitrate Wastewater into an Ammonia Fertilizer via an Electrified Membrane, *Environ. Sci. Technol.*, 2022, **56**(16), 11602–11613, DOI: [10.1021/acs.est.1c08442](https://doi.org/10.1021/acs.est.1c08442).
- 39 M. J. Liu, D. M. Miller and W. A. Tarpeh, Reactive Separation of Ammonia from Wastewater Nitrate via Molecular Electrocatalysis, *Environ. Sci. Technol. Lett.*, 2023, **10**(5), 458–463, DOI: [10.1021/acs.estlett.3c00205](https://doi.org/10.1021/acs.estlett.3c00205).
- 40 *Technology Readiness Assessment (TRA) Guidance*. <https://apps.dtic.mil/sti/citations/ADA54900>, (accessed 2024-06-08).
- 41 J. M. McEnaney, S. J. Blair, A. C. Nielander, J. A. Schwalbe, D. M. Koshy, M. Cargnello and T. F. Jaramillo, Electrolyte Engineering for Efficient Electrochemical Nitrate Reduction to Ammonia on a Titanium Electrode, *ACS Sustainable Chem. Eng.*, 2020, **8**(7), 2672–2681, DOI: [10.1021/acssuschemeng.9b05983](https://doi.org/10.1021/acssuschemeng.9b05983).
- 42 M. J. Liu, J. Guo, A. S. Hoffman, J. H. Stenlid, M. T. Tang, E. R. Corson, K. H. Stone, F. Abild-Pedersen, S. R. Bare and W. A. Tarpeh, Catalytic Performance and Near-Surface X-Ray Characterization of Titanium Hydride Electrodes for the Electrochemical Nitrate Reduction Reaction, *J. Am. Chem. Soc.*, 2022, **144**(13), 5739–5744, DOI: [10.1021/jacs.2c01274](https://doi.org/10.1021/jacs.2c01274).
- 43 J. Guo, P. Brimley, M. J. Liu, E. R. Corson, C. Muñoz, W. A. Smith and W. A. Tarpeh, Mass Transport Modifies the Interfacial Electrolyte to Influence Electrochemical Nitrate Reduction, *ACS Sustainable Chem. Eng.*, 2023, **11**(20), 7882–7893, DOI: [10.1021/acssuschemeng.3c01057](https://doi.org/10.1021/acssuschemeng.3c01057).
- 44 B. Deng, M. Huang, X. Zhao, S. Mou and F. Dong, Interfacial Electrolyte Effects on Electrocatalytic CO₂ Reduction, *ACS Catal.*, 2022, **12**(1), 331–362, DOI: [10.1021/acscatal.1c03501](https://doi.org/10.1021/acscatal.1c03501).
- 45 J. C. Bui, C. Kim, A. J. King, O. Romiluyi, A. Kusoglu, A. Z. Weber and A. T. Bell, Engineering Catalyst–Electrolyte Microenvironments to Optimize the Activity and Selectivity for the Electrochemical Reduction of CO₂ on Cu and Ag, *Acc. Chem. Res.*, 2022, **55**(4), 484–494, DOI: [10.1021/acs.accounts.1c00650](https://doi.org/10.1021/acs.accounts.1c00650).
- 46 B. N. Ruggiero, K. M. Sanroman Gutierrez, J. D. George, N. M. Mangan, J. M. Notestein and L. C. Seitz, Probing the Relationship between Bulk and Local Environments to Understand Impacts on Electrocatalytic Oxygen Reduction Reaction, *J. Catal.*, 2022, **414**, 33–43, DOI: [10.1016/j.jcat.2022.08.025](https://doi.org/10.1016/j.jcat.2022.08.025).
- 47 G. Kastlunger, L. Wang, N. Govindarajan, H. H. Heenen, S. Ringe, T. Jaramillo, C. Hahn and K. Chan, Using pH Dependence for Understanding Mechanisms in Electrochemical CO Reduction, *ACS Catal.*, 2022, **12**(8), 4344–4357, DOI: [10.1021/acscatal.1c05520](https://doi.org/10.1021/acscatal.1c05520).
- 48 Q. Hu, K. Yang, O. Peng, M. Li, L. Ma, S. Huang, Y. Du, Z.-X. Xu, Q. Wang, Z. Chen, M. Yang and K. P. Loh, Ammonia Electrosynthesis from Nitrate Using a Ruthenium–Copper Cocatalyst System: A Full Concentration Range Study, *J. Am. Chem. Soc.*, 2023, **146**(1), 668–676, DOI: [10.1021/jacs.3c10516](https://doi.org/10.1021/jacs.3c10516).
- 49 G. E. Dima, A. C. A. de Vooy and M. T. M. Koper, Electrocatalytic Reduction of Nitrate at Low Concentration on Coinage and Transition-Metal Electrodes in Acid Solutions,



- J. Electroanal. Chem.*, 2003, **554**–555, 15–23, DOI: [10.1016/S0022-0728\(02\)01443-2](https://doi.org/10.1016/S0022-0728(02)01443-2).
- 50 G. Horányi and E. M. Rizmayer, Role of Adsorption Phenomena in the Electrocatalytic Reduction of Nitric Acid at a Platinized Platinum Electrode, *J. Electroanal. Chem. Interfacial Electrochem.*, 1982, **140**(2), 347–366, DOI: [10.1016/0022-0728\(82\)85178-4](https://doi.org/10.1016/0022-0728(82)85178-4).
- 51 M. A. Alkhadra, X. Su, M. E. Suss, H. Tian, E. N. Guyes, A. N. Shocron, K. M. Conforti, J. P. de Souza, N. Kim, M. Tedesco, K. Khoiruddin, I. G. Wenten, J. G. Santiago, T. A. Hatton and M. Z. Bazant, Electrochemical Methods for Water Purification, Ion Separations, and Energy Conversion, *Chem. Rev.*, 2022, **122**(16), 13547–13635, DOI: [10.1021/acs.chemrev.1c00396](https://doi.org/10.1021/acs.chemrev.1c00396).
- 52 A. Atrashkevich, A. S. Fajardo, P. Westerhoff, W. S. Walker, C. M. Sánchez-Sánchez and S. Garcia-Segura, Overcoming Barriers for Nitrate Electrochemical Reduction: By-Passing Water Hardness, *Water Res.*, 2022, **225**, 119118, DOI: [10.1016/j.watres.2022.119118](https://doi.org/10.1016/j.watres.2022.119118).
- 53 A. Kogler, N. Sharma, D. Tiburcio, M. Gong, D. M. Miller, K. S. Williams, X. Chen and W. A. Tarpeh, Long-Term Robustness and Failure Mechanisms of Electrochemical Stripping for Wastewater Ammonia Recovery, *ACS Environ. Au*, 2024, **4**(2), 89–105, DOI: [10.1021/acsenvironau.3c00058](https://doi.org/10.1021/acsenvironau.3c00058).
- 54 O. Q. Carvalho, R. Marks, H. K. K. Nguyen, M. E. Vitale-Sullivan, S. C. Martinez, L. Árnadóttir and K. A. Stoerzinger, Role of Electronic Structure on Nitrate Reduction to Ammonium: A Periodic Journey, *J. Am. Chem. Soc.*, 2022, **144**(32), 14809–14818, DOI: [10.1021/jacs.2c05673](https://doi.org/10.1021/jacs.2c05673).
- 55 W. de Vries, J. Kros, J. C. Voogd and G. H. Ros, Integrated Assessment of Agricultural Practices on Large Scale Losses of Ammonia, Greenhouse Gases, Nutrients and Heavy Metals to Air and Water, *Sci. Total Environ.*, 2023, **857**, 159220, DOI: [10.1016/j.scitotenv.2022.159220](https://doi.org/10.1016/j.scitotenv.2022.159220).
- 56 J. Makover, D. Hasson, R. Semiat and H. Shemer, Electrochemical Removal of Nitrate from High Salinity Waste Stream in a Continuous Flow Reactor, *J. Environ. Chem. Eng.*, 2020, **8**(3), 103727, DOI: [10.1016/j.jece.2020.103727](https://doi.org/10.1016/j.jece.2020.103727).
- 57 W. Huang, M. Li, B. Zhang, C. Feng, X. Lei and B. Xu, Influence of Operating Conditions on Electrochemical Reduction of Nitrate in Groundwater, *Water Environ. Res.*, 2013, **85**(3), 224–231, DOI: [10.2175/106143012X13418552642047](https://doi.org/10.2175/106143012X13418552642047).
- 58 G. Marcandalli, K. Boterman and M. T. M. Koper, Understanding Hydrogen Evolution Reaction in Bicarbonate Buffer, *J. Catal.*, 2022, **405**, 346–354, DOI: [10.1016/j.jcat.2021.12.012](https://doi.org/10.1016/j.jcat.2021.12.012).
- 59 A. Kogler, M. Farmer, J. A. Simon, S. Tilmans, G. F. Wells and W. A. Tarpeh, Systematic Evaluation of Emerging Wastewater Nutrient Removal and Recovery Technologies to Inform Practice and Advance Resource Efficiency, *ACS EST Eng.*, 2021, **1**(4), 662–684, DOI: [10.1021/acsestengg.0c00253](https://doi.org/10.1021/acsestengg.0c00253).
- 60 P. M. Krzywda, A. P. Rodríguez, L. Cino, N. E. Benes, B. T. Mei and G. Mul, Electroreduction of NO₃⁻ on Tubular Porous Ti Electrodes, *Catal. Sci. Technol.*, 2022, **12**(10), 3281–3288, DOI: [10.1039/D2CY00289B](https://doi.org/10.1039/D2CY00289B).
- 61 J. Lim, C.-Y. Liu, J. Park, Y.-H. Liu, T. P. Senftle, S. W. Lee and M. C. Hatzell, Structure Sensitivity of Pd Facets for Enhanced Electrochemical Nitrate Reduction to Ammonia, *ACS Catal.*, 2021, **11**(12), 7568–7577, DOI: [10.1021/acscatal.1c01413](https://doi.org/10.1021/acscatal.1c01413).
- 62 J. F. Su, W.-F. Kuan, H. Liu and C. P. Huang, Mode of Electrochemical Deposition on the Structure and Morphology of Bimetallic Electrodes and Its Effect on Nitrate Reduction toward Nitrogen Selectivity, *Appl. Catal., B*, 2019, **257**, 117909, DOI: [10.1016/j.apcatb.2019.117909](https://doi.org/10.1016/j.apcatb.2019.117909).
- 63 R. Jia, Y. Wang, C. Wang, Y. Ling, Y. Yu and B. Zhang, Boosting Selective Nitrate Electroreduction to Ammonium by Constructing Oxygen Vacancies in TiO₂, *ACS Catal.*, 2020, **10**(6), 3533–3540, DOI: [10.1021/acscatal.9b05260](https://doi.org/10.1021/acscatal.9b05260).
- 64 *Insight into Hydrogenation Selectivity of the Electrocatalytic Nitrate-to-Ammonia Reduction Reaction via Enhancing the Proton Transport – Xu – 2022* – ChemSusChem - Wiley Online Library. <https://chemistry-europe.onlinelibrary.wiley.com/doi/10.1002/cssc.202102450>, (accessed 2024-01-30).
- 65 Y. Chen, C. Yang, H. Li, Z. Ma, D. Wu, Y. Yao, X. Shen and D. Ma, Ti³⁺ Redox Dynamics Enabling Efficient Nitrate Reduction to Ammonia on Ti₂O₃, *Chem. Eng. J.*, 2024, **481**, 148857, DOI: [10.1016/j.cej.2024.148857](https://doi.org/10.1016/j.cej.2024.148857).
- 66 *soluMAP[®] - K + S Aktiengesellschaft*. <https://www.kpluss.com/en-us/our-business-products/agriculture/products/en-solumap/>, (accessed 2024-01-31).
- 67 Md. A. H. Chowdhury, T. Sultana, Md. A. Rahman, T. Chowdhury, C. E. Enyoh, B. K. Saha and W. Qingyue, Nitrogen Use Efficiency and Critical Leaf N Concentration of Aloe Vera in Urea and Diammonium Phosphate Amended Soil, *Heliyon*, 2020, **6**(12), e05718, DOI: [10.1016/j.heliyon.2020.e05718](https://doi.org/10.1016/j.heliyon.2020.e05718).
- 68 L. Ye, H. You, J. Yao and H. Su, Water Treatment Technologies for Perchlorate: A Review, *Desalination*, 2012, **298**, 1–12, DOI: [10.1016/j.desal.2012.05.006](https://doi.org/10.1016/j.desal.2012.05.006).
- 69 D. B. Miklos, C. Remy, M. Jekel, K. G. Linden, J. E. Drewes and U. Hübner, Evaluation of Advanced Oxidation Processes for Water and Wastewater Treatment – A Critical Review, *Water Res.*, 2018, **139**, 118–131, DOI: [10.1016/j.watres.2018.03.042](https://doi.org/10.1016/j.watres.2018.03.042).
- 70 M. J. Liu, B. S. Neo and W. A. Tarpeh, Building an Operational Framework for Selective Nitrogen Recovery via Electrochemical Stripping, *Water Res.*, 2020, **169**, 115226, DOI: [10.1016/j.watres.2019.115226](https://doi.org/10.1016/j.watres.2019.115226).
- 71 Z.-Y. Wu, F.-Y. Chen, B. Li, S.-W. Yu, Y. Z. Finfrock, D. M. Meira, Q.-Q. Yan, P. Zhu, M.-X. Chen, T.-W. Song, Z. Yin, H.-W. Liang, S. Zhang, G. Wang and H. Wang, Non-Iridium-Based Electrocatalyst for Durable Acidic Oxygen Evolution Reaction in Proton Exchange Membrane Water Electrolysis, *Nat. Mater.*, 2023, **22**(1), 100–108, DOI: [10.1038/s41563-022-01380-5](https://doi.org/10.1038/s41563-022-01380-5).
- 72 N. Wang, P. Ou, R. K. Miao, Y. Chang, Z. Wang, S.-F. Hung, J. Abed, A. Ozden, H.-Y. Chen, H.-L. Wu, J. E. Huang, D. Zhou, W. Ni, L. Fan, Y. Yan, T. Peng, D. Sinton, Y. Liu, H. Liang and E. H. Sargent, Doping Shortens the Metal/Metal Distance and Promotes OH Coverage in Non-Noble



- Acidic Oxygen Evolution Reaction Catalysts, *J. Am. Chem. Soc.*, 2023, **145**(14), 7829–7836, DOI: [10.1021/jacs.2c12431](https://doi.org/10.1021/jacs.2c12431).
- 73 H. Chen, Z. Zhang, Y. Li, L. Yu, F. Chen and L. Li, Conductive Polymer Protection Strategy to Promote Electrochemical Nitrate Reduction to Ammonia in Highly Acidic Condition over Cu-Based Catalyst, *Chem. Eng. J.*, 2024, **481**, 148596, DOI: [10.1016/j.cej.2024.148596](https://doi.org/10.1016/j.cej.2024.148596).
- 74 Y. Lv, S.-W. Ke, Y. Gu, B. Tian, L. Tang, P. Ran, Y. Zhao, J. Ma, J.-L. Zuo and M. Ding, Highly Efficient Electrochemical Nitrate Reduction to Ammonia in Strong Acid Conditions with Fe₂M-Trinuclear-Cluster Metal–Organic Frameworks, *Angew. Chem.*, 2023, **135**(27), e202305246, DOI: [10.1002/ange.202305246](https://doi.org/10.1002/ange.202305246).
- 75 J.-X. Liu, D. Richards, N. Singh and B. R. Goldsmith, Activity and Selectivity Trends in Electrocatalytic Nitrate Reduction on Transition Metals, *ACS Catal.*, 2019, **9**(8), 7052–7064, DOI: [10.1021/acscatal.9b02179](https://doi.org/10.1021/acscatal.9b02179).
- 76 C. A. Wong, D. B. Lobell and M. S. Mauter, Multicriteria Suitability Index for Prioritizing Early-Stage Deployments of Wastewater-Derived Fertilizers in Sub-Saharan Africa, *Environ. Sci. Technol.*, 2023, **57**(45), 17588–17597, DOI: [10.1021/acs.est.3c05435](https://doi.org/10.1021/acs.est.3c05435).

