

Lab on a Chip

Devices and applications at the micro- and nanoscale rsc.li/loc

The Royal Society of Chemistry is the world's leading chemistry community. Through our high impact journals and publications we connect the world with the chemical sciences and invest the profits back into the chemistry community.

IN THIS ISSUE

ISSN 1473-0197 CODEN LCAHAM 24(14) 3317-3570 (2024)



Cover
See Yan-qing Lu, Lunbiao Cui, Guanghui Wang *et al.*, pp. 3367–3376.
Image reproduced by permission of Guanghui Wang from *Lab Chip*, 2024, 24, 3367.



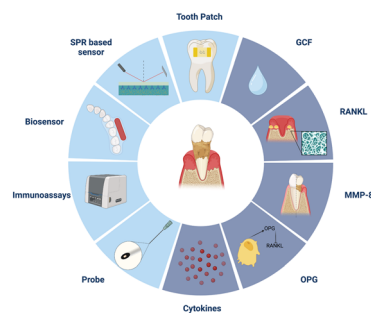
Inside cover
See Shoji Takeuchi *et al.*, pp. 3377–3387.
Image reproduced by permission of Tomohiro Morita from *Lab Chip*, 2024, 24, 3377. Image designed using Adobe Firefly.

CRITICAL REVIEWS

3326

Periodontal disease and emerging point-of-care technologies for its diagnosis

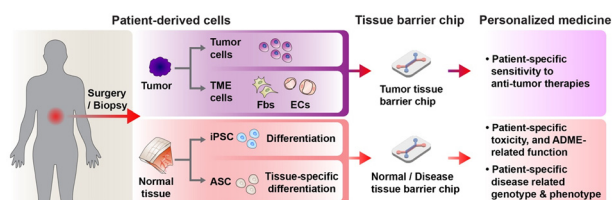
Jayesh Korgaonkar, Azra Yaprak Tarman, Hatice Ceylan Koydemir* and Sasanka S. Chukkapalli*



3347

Reconstitution of human tissue barrier function for precision and personalized medicine

Jaehoon Kim, Taehee Yoon, Sungryeong Lee, Paul J. Kim and YongTae Kim*



Royal Society of Chemistry approved training courses

Explore your options.
Develop your skills.
Discover learning
that suits you.

**Courses in the classroom,
the lab, or online**

Find something for every
stage of your professional
development. Search our
database by:

- subject area
- location
- event type
- skill level

Members **get at least 10% off**

Visit rsc.li/cpd-training



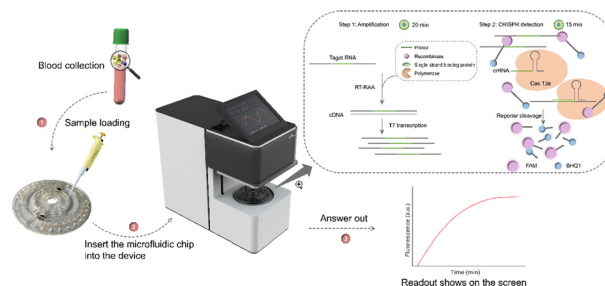
**SAVE
10%**



3367

Portable all-in-one microfluidic system for CRISPR–Cas13a-based fully integrated multiplexed nucleic acid detection

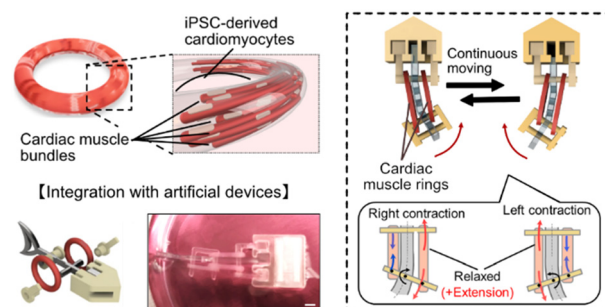
Ya Zhang, Yue Guo, Guozhen Liu, Shiqi Zhou, Rouyu Su, Qian Ma, Yiyue Ge, Yan-qing Lu,* Lunbiao Cui* and Guanghui Wang*



3377

Human induced pluripotent stem cell-derived cardiac muscle rings for biohybrid self-beating actuator

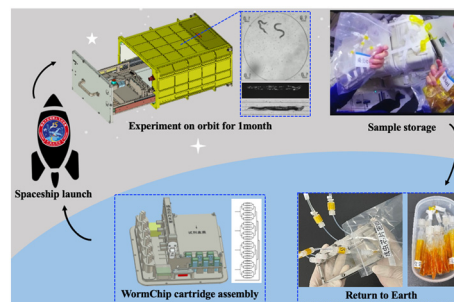
Tomohiro Morita, Minghao Nie and Shoji Takeuchi*



3388

WormSpace μ -TAS enabling automated on-chip multi-strain culturing and multi-function imaging of *Caenorhabditis elegans* at the single-worm level on the China Space Station

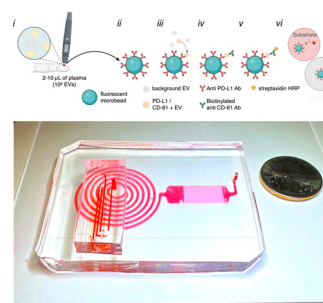
Qianqian Yang, Runtao Zhong,* Wenbo Chang, Kexin Chen, Mengyu Wang, Shuqi Yuan, Zheng Liang, Wei Wang, Chao Wang, Guanghui Tong, Tao Zhang and Yeqing Sun*



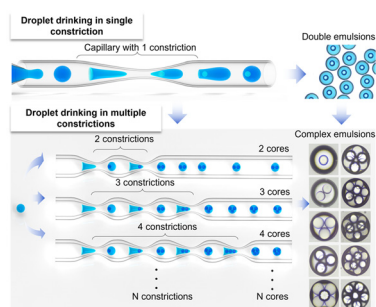
3403

Ultrasensitive quantification of PD-L1+ extracellular vesicles in melanoma patient plasma using a parallelized high throughput droplet digital assay

Hanfei Shen, Yasemin Atiyas, Zijian Yang, Andrew A. Lin, Jingbo Yang, Diao Liu, Juhwan Park, Wei Guo and David A. Issadore*



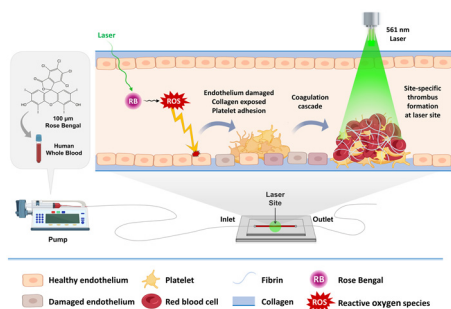
3412



Droplet drinking in constrictions

Shi Feng, Chundong Xue, Cunliang Pan and Shengyang Tao*

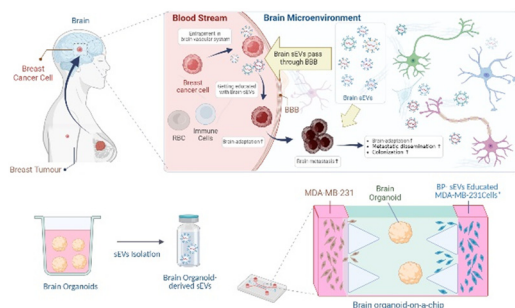
3422



Site-specific thrombus formation: advancements in photothrombosis-on-a-chip technology

Kuan-Ting Liu, Pai-Wen Wang, Han-Yun Hsieh, Han-Chi Pan, Hsian-Jean Chin, Che-Wei Lin, Yu-Jen Huang, Yung-Chieh Liao, Ya-Chun Tsai, Shang-Ru Liu, I.-Chang Su, Yen-Fang Song, Gung-Chian Yin, Kuang-Chong Wu, Er-Yuan Chuang, Yu-Jui (Ray) Fan* and Jiashing Yu*

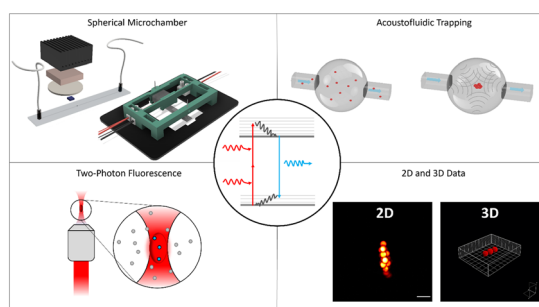
3434



Impact of brain organoid-derived sEVs on metastatic adaptation and invasion of breast carcinoma cells through a microphysiological system

Hojjatollah Nazari, Ann-Na Cho, Dale Goss, Jean Paul Thiery and Majid Ebrahimi Warkiani*

3456



Two-photon microscopy of acoustofluidic trapping for highly sensitive cell analysis

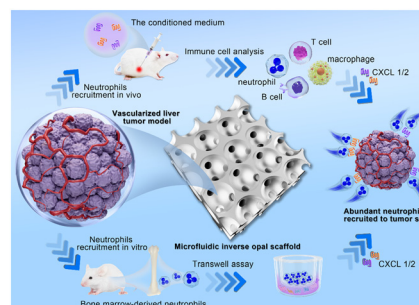
Thomas Kellerer, Bettina Sailer, Patrick Byers, Rune Barnkob, Oliver Hayden and Thomas Hellerer*



3470

In vitro vascularized liver tumor model based on a microfluidic inverse opal scaffold for immune cell recruitment investigation

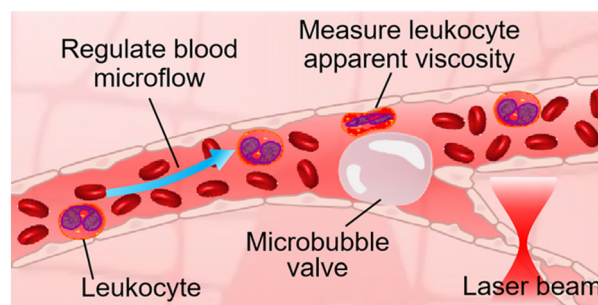
Pingwei Xu, Junjie Chi,* Xiaochen Wang, Meng Zhu, Kai Chen, Qihui Fan,* Fangfu Ye* and Changmin Shao*



3480

Laser-induced microbubble as an *in vivo* valve for optofluidic manipulation in living Mice's microvessels

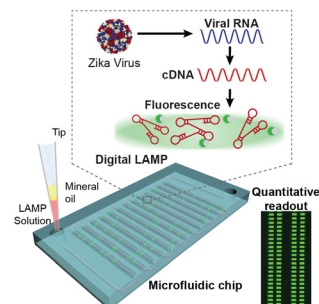
Meng Shao, Changxu Li, Chun Meng, Rui Liu, Panpan Yu, Fengya Lu, Zhensheng Zhong, Xunbin Wei,* Jinhua Zhou* and Min-Cheng Zhong*



3490

Development of a self-powered digital LAMP microfluidic chip (SP-dChip) for the detection of emerging viruses

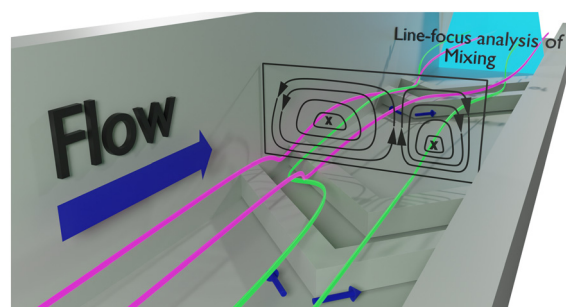
Tom Kasputis, Po-Chen Yeh, Li Liu, Jeffrey Marano, James Weger-Lucarelli, Ke Du, Liwei Lin* and Juhong Chen*



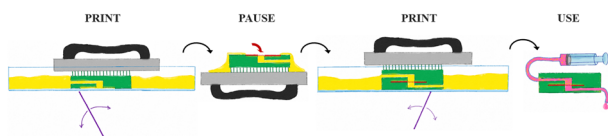
3498

In-line Raman imaging of mixing by herringbone grooves in microfluidic channels

W. J. Niels Klement, Elia Savino, Wesley R. Browne* and Elisabeth Verpoorte*



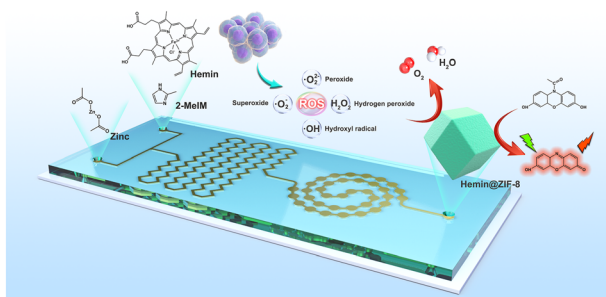
3508



Functionality integration in stereolithography 3D printed microfluidics using a “print-pause-print” strategy

Matthieu Sagot, Timothée Derkenne, Perrine Giunchi, Yohan Davit, Jean-Philippe Nougayrède, Corentin Tregouet, Vincent Raimbault, Laurent Malaquin and Bastien Venzac*


3521



Microfluidic synthesis of hemin@ZIF-8 nanozyme with applications in cellular reactive oxygen species detection and anticancer drug screening

Yanping Wang, Shujun Feng, Xuyuan Wang, Chungui Tao, Yuta Liu, Yanyi Wang, Yanfeng Gao,* Jinsong Zhao* and Yujun Song*

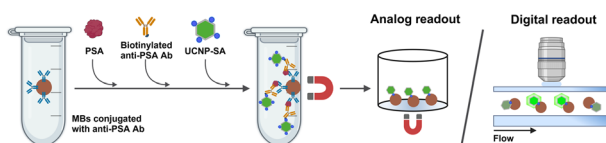
3528



A high-sensitivity lab-on-a-chip analyzer for online monitoring of nitrite and nitrate in seawater based on liquid waveguide capillary cells

Zeming Yang, Junxiao Zhang, Jincheng Zhao, Wen Zhou, Yuanyue Cheng, Zhantang Xu, Panpan Wei, Zihui Wang, Haorui Liang and Cai Li*

3536



Single-molecule microfluidic assay for prostate-specific antigen based on magnetic beads and upconversion nanoparticles

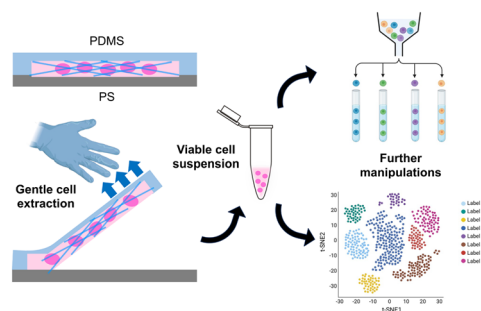
Dorota Sklenářová, Antonín Hlaváček,* Jana Křivánková, Julian C. Brandmeier, Julie Weisová, Michal Řiháček, Hans H. Gorris, Petr Skládal and Zdeněk Farka*



3546

Reversibly-bonded microfluidic devices for stable cell culture and rapid, gentle cell extraction

Xiaohan Feng, Zehaoyu Wu, Lily Kwan Wai Cheng, Yang Xiang, Ryohichi Sugimura, Xuyan Lin* and Angela Ruohao Wu*



3556

Microfluidic fabrication of monodisperse microcapsules with gas cores

Shi-Hao Yang, Wan-Lu Song, Lin-Ling Fan, Chuan-Fu Deng, Rui Xie, Wei Wang, Zhuang Liu, Da-Wei Pan, Xiao-Jie Ju* and Liang-Yin Chu*

