

Cite this: *RSC Mechanochem.*, 2024, 1, 38Received 28th November 2023  
Accepted 5th January 2024

DOI: 10.1039/d3mr00025g

rsc.li/RSCMechanochem

# Synthesis of $\alpha$ -ketothioamides with elemental sulfur under solvent-free conditions in a mixer mill†

Chandan Chittapriya Sahu,<sup>1</sup> Sourav Biswas,<sup>1</sup> Renè Hommelsheim<sup>1</sup> and Carsten Bolm<sup>1\*</sup>

A mechanochemical base-mediated synthesis of  $\alpha$ -ketothioamide from readily available acetophenone derivatives is developed. The reaction is metal-free, solventless, and proceeds in a short reaction time. Importantly, the products differ from those formed under standard solution-based protocols.

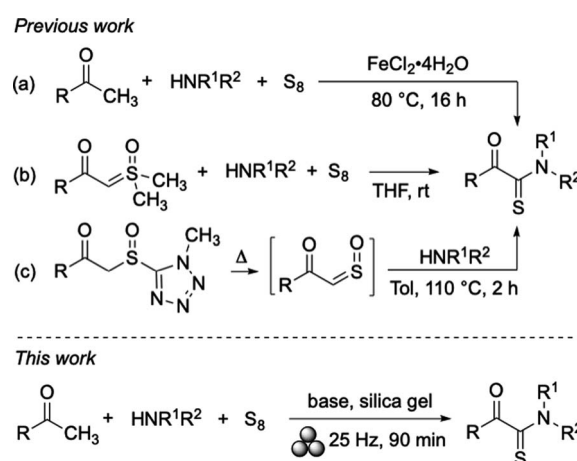
## Introduction

Organosulfur compounds are structurally diverse and widely used as pharmaceuticals<sup>1</sup> and crop protecting agents.<sup>2</sup> Among them, thioamides and  $\alpha$ -ketothioamides have attracted particular attention as interesting building blocks for a large variety of sulfur-containing compounds and natural products.<sup>3</sup> A representative direct application was reported by Frédérick and co-workers, who found inhibitory activities of  $\alpha$ -ketothioamide derivatives on phosphoglycerate dehydrogenase (PHGDH) with implications for cancer cell proliferation.<sup>4</sup>

Three recent methods for accessing  $\alpha$ -ketothioamides are shown in Scheme 1. The first (a) is an iron-catalysed oxidative Willgerodt–Kindler-type reaction,<sup>5–7</sup> which is of interest because it involves a combination of simple starting materials such as methyl ketones, elemental sulfur,<sup>8</sup> and dioxygen. However, for achieving satisfying results, significant amounts of the metal catalyst, an elevated temperature, and an extended reaction time are required limiting the synthetic attractiveness of this process. An advanced version of this method is solvent-free, but relies on sonication at 80 °C for 5 h and the use of an ionic liquid (IL)-modified iron nanoparticle catalyst ( $\text{Fe}_3\text{O}_4@$ IL-ZnCl<sub>2</sub>), which is time-consuming to prepare following a multi-step procedure.<sup>9</sup> In the second approach towards  $\alpha$ -ketothioamides (b), sulfoxonium ylides are used as starting material.<sup>10</sup> The method is of interest because it neither needs a metal

catalyst, nor a base or additive. However, the ylides are commonly prepared from the corresponding acyl chlorides and THF is used as organic solvent, which both can be critical for large-scale applications. The third recently published method (c) makes use of a pre-prepared starting material as well, and also in this case, an organic solvent and high temperature are essential.<sup>11</sup> Other methods follow analogous strategies, mostly by activating the methyl group of an acetophenone moiety or by starting from preformed  $\alpha$ -functional ketones.<sup>3c,8a,12</sup>

Over the last two decades, mechanochemical techniques have gained increasing attention in the field of organic synthesis, and in numerous studies it has been demonstrated that their applications can facilitate reactions, alter product compositions, lead to shorter reaction times, allow lower reaction temperatures, and improve sustainability metrics compared to solution-based protocols.<sup>13</sup> Thus, mechanochemistry is in accordance with the 12 principles of green chemistry, and in 2019 IUPAC selected it as one of the 10 world-changing innovations.<sup>14</sup> Herein, we report a simple mechanochemical approach towards  $\alpha$ -ketothioamides. It is metal- and solvent-

Scheme 1 Recent methods for the preparation of  $\alpha$ -ketothioamides.

Institute of Organic Chemistry, RWTH Aachen University, Landoltweg 1, D-52074 Aachen, Germany. E-mail: carsten.bolm@oc.rwth-aachen.de; Tel: +49 241 80 94 675

† Electronic supplementary information (ESI) available. See DOI: <https://doi.org/10.1039/d3mr00025g>

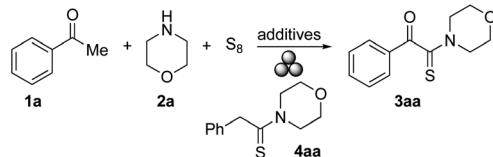


free and allows to convert readily available acetophenone derivatives into the target compounds in a single step after a short reaction time. Noteworthy, the products deviate from the ones observed in solution using the same starting materials. Compared to the existing technology, the protocol is simple, the experiments are easy to perform, and neither high temperature nor other harsh conditions are required. Finally, to the best of our knowledge, this is only the second time that elemental sulfur was used in a mechanochemically activated organic synthesis.<sup>15–17</sup> Further studies focused on the use of Lawesson's reagent as a sulfur surrogate in the synthesis of thioamides and thiolactams in the ball mill.<sup>18</sup>

## Results and discussion

Initially, we intended to perform a standard Willgeroth–Kindler (WK) reaction<sup>6</sup> under mechanochemical conditions. Thus, starting from acetophenone (**1a**), morpholine (**2a**), and elemental sulfur, we expected to obtain thioamide **4aa** as major product.<sup>19</sup> However, when these components were ground in a 10 mL stainless-steel jar with one ball (10 mm  $\phi$ ) of the same material for 60 min at 25 Hz in a mixer mill, **4aa** remained undetected, and instead,  $\alpha$ -ketothioamide **3aa** was formed, albeit in only a small amount (5% of isolated product, Table 1 entry 1). The addition of silica gel (230–400 mesh) as a grinding auxiliary led to a slight increase in the product yield (10%, Table 1, entry 2). The presence of other acidic,<sup>20</sup> basic or metallic additives had no significant effect, and the yields of **3aa** remained low (Table 1, entries 3–7). Substituting elemental sulfur by NaSH did also not lead to an improved product formation (Table 1, entry 8). With the intention to activate the ketonic methyl group by iodination, elemental iodine and NIS were added,<sup>21</sup> but neither of both compounds had a positive effect on the formation of **3aa** (Table 1, entries 9 and 10). Substitution of SiO<sub>2</sub> by NaCl as grinding auxiliary showed no improvement and multiple spots on the TLC plate were observed (Table 1, entry 11). The first significant improvement in the formation of **3aa** was observed, when NaOH was added to the reaction mixture (Table 1, entry 12). At the same time, the reaction time was extended from 60 min to 90 min, and the amount of **2a** was increased from 1.5 or 2 equiv. to 3 equiv. Under those conditions, **3aa** was obtained in 26% yield (Table 1, entry 12). Again, the addition of silica gel had a positive effect on the yield of **3aa** (Table 1, entry 13). Other jar and ball materials affected the product formation as well (Table 1, entries 13–16) with tungsten carbide (WC) being superior over the others (Table 1, entry 16). The same trend was observed when NaOH was replaced by KOH (Table 1, entries 17–20), albeit to a lesser extent. The use of WC proved best leading to **3aa** in 57% yield (Table 1, entry 20). Until this stage, 5 equiv. of the base had been added. Increasing the amount of KOH to 6 equiv. had a positive effect on the formation of **3aa**, which was now obtained in 85% yield (Table 1, entry 21). Further variations in reaction time, milling frequency, and reagent amounts affected the reaction outcome, but in general, the impact was minor (Table 1, entries 22–27). Thus, the optimal conditions involved the use of 3 equiv. of **2a** with respect to **1a**, 9 equiv. of S<sub>8</sub>, 6 equiv. of KOH

Table 1 Optimisation of the reaction conditions<sup>a</sup>



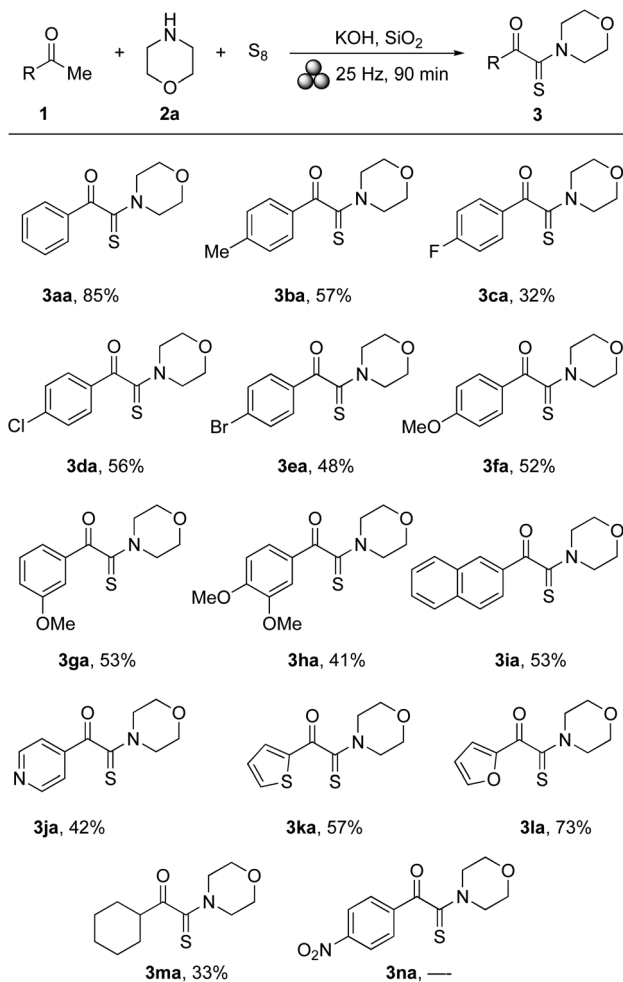
Entry	Jar	Time (min)	<b>2a</b> (equiv.)	Additives (equiv.)	Yield of <b>3aa</b> (%)
1 <sup>b</sup>	SS	60	1.2	—	5
2	SS	60	1.2	—	10
3 <sup>b</sup>	SS	60	1.2	HBF <sub>4</sub> –SiO <sub>2</sub> (0.05)	9
4 <sup>b</sup>	SS	60	1.5	K <sub>2</sub> CO <sub>3</sub> (0.1)	5
5 <sup>b</sup>	SS	60	1.5	<i>p</i> -TSA (0.1)	Trace
6 <sup>b</sup>	SS	60	1.5	Na <sub>2</sub> S (0.1)	Trace
7 <sup>b</sup>	SS	60	1.5	CuCl <sub>2</sub> (0.1)	Trace
8 <sup>c</sup>	SS	60	1.5	—	Trace
9	SS	60	2	I <sub>2</sub> (1.5)	Trace
10	SS	60	2	NIS (1.5)	—
11 <sup>b</sup>	SS	90	2	—	5
12 <sup>d</sup>	SS	90	3	NaOH (5)	26
13	SS	90	3	NaOH (5)	49
14	PTFE	90	3	NaOH (5)	40
15	ZrO <sub>2</sub>	90	3	NaOH (5)	34
16	WC	90	3	NaOH (5)	50
17	SS	90	3	KOH (5)	48
18	PTFE	90	3	KOH (5)	51
19	ZrO <sub>2</sub>	90	3	KOH (5)	52
20	WC	90	3	KOH (5)	57
21	WC	90	3	KOH (6)	85
22	WC	90	3	KOH (7)	82
23	WC	90	2.5	KOH (6)	72
24 <sup>e</sup>	WC	90	3	KOH (6)	74
25	WC	60	3	KOH (6)	58
26 <sup>f</sup>	WC	60	3	KOH (6)	59
27	WC	120	3	KOH (6)	80

<sup>a</sup> Reaction conditions: a mixture of **1a** (1 mmol), **2a**, S<sub>8</sub> (9 mmol), and silica gel (300 mg) were ground in a mixer mill at frequency of 25 Hz at rt in air. The yields refer to isolated amounts of **3aa**. <sup>b</sup> Without grinding auxiliary. <sup>c</sup> Use of NaSH (2 mmol) instead of S<sub>8</sub>. <sup>d</sup> Use of NaCl (300 mg) as grinding auxiliary. <sup>e</sup> Use of 8 mmol of S<sub>8</sub>. <sup>f</sup> Performed at 30 Hz frequency.

and SiO<sub>2</sub> as grinding auxiliary to be ground in a mixer mill with WC equipment at a frequency of 25 Hz for 90 min (Table 1, entry 21).

With the optimized reaction conditions in hand (Table 1, entry 21), several acetophenone derivatives were tested in combination with morpholine (**2a**) as representative reaction partner. The results are shown in Scheme 2. In general, the reactions proceeded smoothly, providing the corresponding  $\alpha$ -ketothioamides (**3aa–ma**) in moderate to good yields (32–85%). The only exception was *p*-nitro-substituted acetophenone **1n**, which did not give any of the expected  $\alpha$ -ketothioamide **3na**. A uniform trend on the reaction process and outcome induced by electronic and steric substitution effects could not be identified. Noteworthy, also methyl ketones with heteroarenes reacted well leading to products **3ja–la** in yields ranging from 42–73%.

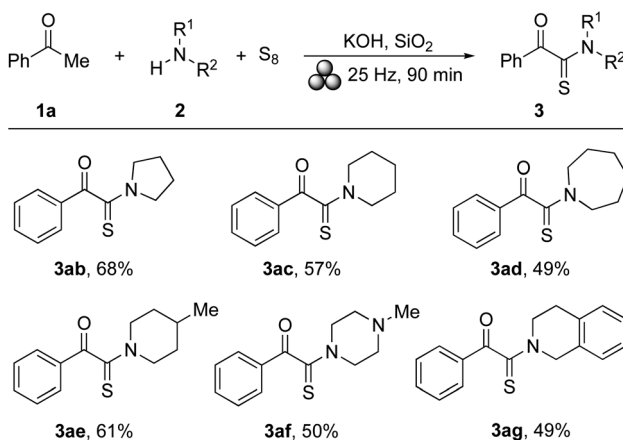




Scheme 2 Scope of acetophenone derivatives. Conditions as described in Table 1, entry 21, yields after column chromatography.

Purely aliphatic cyclohexyl methyl ketone (**1m**) gave  $\alpha$ -keto-thioamide **3ma** in 33% yield.

Next, the substrate scope with respect to the amine was explored. Acetophenone (**1a**) served as representative coupling



Scheme 3 Scope of cyclic amines. Conditions: Table 1, entry 21; yields after column chromatography.

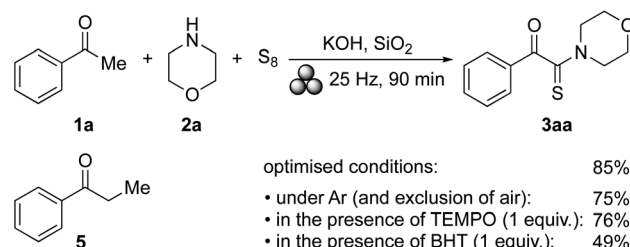
partner. The results are summarised in Scheme 3. Also in these cases, the transformations proceeded well as long as secondary amines were applied. Thus, pyrrolidine (**2b**), piperidine (**2c**), and azepane (**2d**) reacted with **1a** to give the corresponding  $\alpha$ -keto-thioamides **3ab–ad** in yields of 68%, 57%, and 49%, respectively. Products **3ae** and **3af** were obtained from 4-methylpiperidine (**2e**) and *N*-methylpiperazine (**2f**), respectively, and the yields were 61% and 50%. Finally, 1,2,3,4-tetrahydroisoquinoline (**2g**) afforded **3ag** in 49% yield (as a mixture of 2 conformational isomers in a ratio of 2 : 1). Attempts to use secondary (diethyl amine and dibutyl amine) or primary amines (aniline, 4-isopropylaniline, and *p*-toluidine) remained unsuccessful leading to complex inseparable product mixtures as revealed by TLC.

To gain mechanistic insight, several control experiments were conducted, and the results are depicted in Scheme 4.

As described before, the optimised protocol gave **3aa** in 85% yield. In order to determine if **3aa** was formed *via* **4aa** by a break/rebuild mechanism as described by Nguyen and Retailleau (and proposed for the WK reaction),<sup>5</sup> the reaction was performed under a strict exclusion of dioxygen. Thus, the reagents were filled into the reaction vial in a glove box, and after filling the container with argon, the jar was tightened with a Teflon tape. As a result, this protocol gave **3aa** in 75% yield, suggesting that dioxygen did not play a significant role in the product formation. Experiments performed in the presence of 1 equiv. of TEMPO or BHT gave **3aa** in 76% and 49% yield, respectively. Assuming that the latter yield reduction (from the common 85% to 49%) could be attributed to an insufficient mixing of BHT with the other reaction components, we conclude that radicals (including dioxygen) were of low (if any) relevance in the product formation. Furthermore, all attempts to identify **4aa** in the product mixture (by MS analysis) failed. Independently prepared **4aa** did not give **3aa** under the standard conditions. The notion that the formation of **3aa** did not follow a standard WK pathway was further supported by the finding that propiophenone (**5**), which is a commonly well-behaved substrate in WK processes, reacted sluggish under the optimised reaction conditions (Table 1, entry 21) leading to an inseparable mixture of unidentified products (as shown by TLC and NMR analysis). In the absence of sulfur or morpholine, no reaction occurred and acetophenone was the only detectable compound.

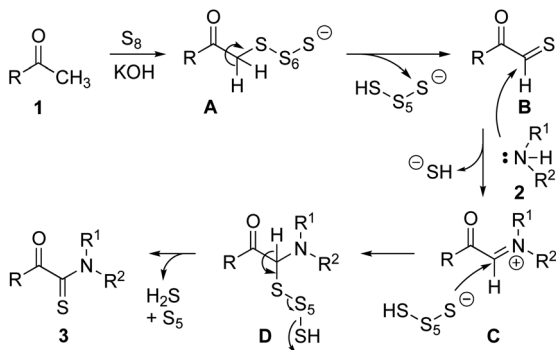
Based on these results and in line with a previous suggestion,<sup>22</sup> we propose the reaction sequence shown in Scheme 5.

Supported by KOH, methyl ketone **1** undergoes smooth keto-enol tautomerisation, and the reaction with sulfur provides intermediate **B** *via* **A**. When **B** reacts with amine **2**, acyl iminium



Scheme 4 Control experiments.





Scheme 5 Proposed mechanistic pathway.

C is formed, which reacts with an anionic sulfur species providing product 3 after loss of H<sub>2</sub>S and a shorter sulfur fragment from D.<sup>23</sup>

## Conclusions

In summary, we developed a mechanochemical method for synthesising  $\alpha$ -ketothioamides. It is easy to perform, makes use of readily available starting materials, including elemental sulfur, is solvent- and metal-free, and proceeds in short reaction times. The process is reminiscent to solution-based Willgeroth–Kindler reactions, but leads to different products from the same starting materials. Control reactions suggest alternative mechanistic pathways, which do not require dioxigen.

## Author contributions

C. C. S. carried out the experiments and data analysis. C. C. S. also wrote the initial draft of the manuscript. S. B. and R. H. helped analysing the data, supported the mechanistic study, and edited the drafts of the manuscript. The project was supervised by C. B., who also provided critical feedback and prepared the final version of the manuscript.

## Conflicts of interest

There are no conflicts to declare.

## Acknowledgements

R. H. gratefully acknowledges support by the Fonds der Chemischen Industrie e.V. (Kekulé scholarship) and by the Friedrich-Ebert-Stiftung (Promotionsförderung). Mr Nikolaos P. Tripolitsiotis (formerly KU Leuven, Belgium) is thanked for performing initial experiments and for sharing first observations while being at RWTH Aachen University with the support of the Erasmus+ program. All authors thank RWTH Aachen University for general support.

## Notes and references

- 1 (a) K. A. Scott and J. T. Njardarson, *Top. Curr. Chem.*, 2018, **376**, 5; (b) M. J. Tilby and M. C. Willis, *Expert Opin. Drug*

*Discovery*, 2021, **16**, 1227–1231; (c) M. Mustafa and J.-Y. Winum, *Expert Opin. Drug Discovery*, 2022, **17**, 501–512; (d) M. Wang and X. Jiang, *ACS Sustainable Chem. Eng.*, 2022, **10**, 671–677; (e) I. Štefanová, P. Bittnerová, J. Zápál, M. Kuzma and R. Kubec, *J. Agric. Food Chem.*, 2023, **71**, 5712–5720.

- 2 (a) C. Lamberth, *J. Sulfur Chem.*, 2004, **25**, 39–62; (b) C. Lamberth, H. Walter, F. Murphy Kessabi, L. Quaranta, R. Beaudegnies, S. Trah, A. Jeanguenat and F. Cederbaum, *Phosphorus, Sulfur Silicon Relat. Elem.*, 2015, **190**, 1225–1235; (c) J. Yu and X. Jiang, *Adv. Agrochem*, 2023, **2**, 3–14.
- 3 (a) X. Creary and C. Zhu, *J. Am. Chem. Soc.*, 1995, **117**, 5859–5860; (b) M. A. Ansari, D. Yadav and M. S. Singh, *J. Org. Chem.*, 2020, **85**, 8320–8329; (c) Z. Zhang, J. Yang, R. Yu, K. Wu, J. Bu, S. Li, P. Qian and L. Sheng, *Eur. J. Org. Chem.*, 2021, 5209–5212.
- 4 (a) S. Ravez, C. Corbet, Q. Spillier, A. Dutu, A. D. Robin, E. Mullarky, L. C. Cantley, O. Feron and R. Frédérick, *J. Med. Chem.*, 2017, **60**, 1591–1597; (b) Q. Spillier, S. Ravez, J. Unterlass, C. Corbet, C. Degavre, O. Feron and R. Frédérick, *Pharmaceuticals*, 2020, **13**, 20–41.
- 5 T. B. Nguyen and P. Retailleau, *Green Chem.*, 2017, **19**, 5371–5374.
- 6 For a seminal contribution, see: K. Kindler, *Justus Liebigs Ann. Chem.*, 1923, **431**, 187–230.
- 7 Review: D. L. Priebsenow and C. Bolm, *Chem. Soc. Rev.*, 2013, **42**, 7870–7880.
- 8 (a) T. B. Nguyen, *Adv. Synth. Catal.*, 2017, **359**, 1066–1130; (b) T. B. Nguyen, *Adv. Synth. Catal.*, 2020, **362**, 3448–3484; (c) T. Szabó and M. Milen, *Chem. Heterocycl. Compd.*, 2019, **55**, 126–128; (d) S. Liu, G.-J. Deng and H. Huang, *Synlett*, 2021, **32**, 142–158.
- 9 N.-P. T. Le, T.-H. T. Nguyen, T. K. Nguyen, P.-K. B. Tran and P. H. Tran, *J. Chem. Technol. Biotechnol.*, 2023, **98**, 2823–2829.
- 10 T. N. Chaubey, P. J. Borpatra, A. Sharma and S. K. Pandey, *Org. Lett.*, 2022, **24**, 8062–8066.
- 11 J. Dong, C. Sheng, Y. Chen, C. Ni and Y. Wang, *Tetrahedron Lett.*, 2023, **115**, 154317.
- 12 (a) P. Yu, Y. Wang, Z. Zeng and Y. Chen, *J. Org. Chem.*, 2019, **84**, 14883–14891; (b) L. Gan, Y. Gao, L. Wei and J.-P. Wan, *J. Org. Chem.*, 2019, **84**, 1064–1069; (c) H.-Z. Li, W.-J. Xue and A.-X. Wu, *Tetrahedron*, 2014, **70**, 4645–4651; (d) B. Eftekhari-Sis, S. V. Khajeh and O. Büyükgüngör, *Synlett*, 2013, 977–980.
- 13 (a) I. d’Anciães, A. Silva, E. Bartalucci, C. Bolm and T. Wiegand, *Adv. Mater.*, 2023, 2304092, DOI: [10.1022/adma.202304092](https://doi.org/10.1022/adma.202304092); (b) E. Juaristi and C. G. Avila-Ortiz, *Synthesis*, 2023, **55**, 2439–2459; (c) M. T. J. Williams, L. C. Morrill and D. L. Browne, *ChemSusChem*, 2022, **15**, e202102157; (d) O. Bento, F. Luttringer, T. M. El Dine, N. Pétry, X. Bantreil and F. Lamaty, *Eur. J. Org. Chem.*, 2022, e202101516; (e) D. Virieux, F. Delogu, A. Procheddu, F. Garcia and E. Colacino, *J. Org. Chem.*, 2021, **86**, 13885–13894; (f) T. Frišćić, C. Mottillo and H. M. Titi, *Angew. Chem., Int. Ed.*, 2020, **59**, 1018–1029; (g) S. Mateti, M. Mathesh, Z. Liu, T. Tao, T. Ramireddy, A. M. Glushenkov, W. Yang and Y. I. Chen, *Chem.*



- Commun.*, 2021, **57**, 1080–1092; (h) A. Porcheddu, E. Colacino, L. de Luca and F. Delogu, *ACS Catal.*, 2020, **10**, 8344–8394; (i) M. Pérez-Venegas and E. Juaristi, *ACS Sustainable Chem. Eng.*, 2020, **8**, 8881–8893; (j) W. Pickhardt, S. Grätz and L. Borchardt, *Chem.–Eur. J.*, 2020, **26**, 12903–12911; (k) K. Kubota and H. Ito, *Trends Chem.*, 2020, **2**, 1066–1081; (l) I. N. Egorov, S. Santra, D. S. Kopchuk, I. S. Kovalev, G. V. Zyryanov, A. Majee, B. C. Ranu, V. L. Rusinov and O. N. Chupakhin, *Green Chem.*, 2020, **22**, 302–315; (m) C. Bolm and J. G. Hernández, *Angew. Chem., Int. Ed.*, 2019, **58**, 3285–3299; (n) E. Colacino, A. Porcheddu, C. Charnay and F. Delogu, *React. Chem. Eng.*, 2019, **4**, 1179–1188; (o) J. L. Howard, Q. Cao and D. L. Browne, *Chem. Sci.*, 2018, **9**, 3080–3094; (p) J. G. Hernández and C. Bolm, *ChemSusChem*, 2018, **11**, 1410–1420; (q) D. Tan and T. Friščić, *Eur. J. Org. Chem.*, 2018, 18–33; (r) J. G. Hernández and C. Bolm, *J. Org. Chem.*, 2017, **82**, 4007–4019; (s) J. L. Do and T. Friscic, *ACS Cent. Sci.*, 2017, **3**, 13–19; (t) D. Tan, L. Loots and T. Friščić, *Chem. Commun.*, 2016, **52**, 7760–7781; (u) S. L. James, C. J. Adams, C. Bolm, D. Braga, P. Collier, T. Friščić, F. Grepioni, K. D. M. Harris, G. Hyett, W. Jones, A. Krebs, J. Mack, L. Maini, A. G. Orpen, I. P. Parkin, W. C. Shearouse, J. W. Steed and D. C. Waddell, *Chem. Soc. Rev.*, 2012, **41**, 413–447; (v) A. Bruckmann, A. Krebs and C. Bolm, *Green Chem.*, 2008, **10**, 1131–1141; (w) B. Rodriguez, T. Rantanen, A. Bruckmann and C. Bolm, *Adv. Synth. Catal.*, 2007, **349**, 2213–2233.
- 14 (a) F. Gomollón-Bel, *Chem. Int.*, 2019, **41**, 12–17; (b) K. J. Ardila-Fierro and J. G. Hernández, *ChemSusChem*, 2021, **14**, 2145–2162.
- 15 For the use of S<sub>8</sub> in Gewald-type reactions, see: W. C. Shearouse, M. Z. Shumba and J. Mack, *Appl. Sci.*, 2014, **4**, 171–179.
- 16 For representative examples of mechanochemical reactions with S<sub>8</sub> in other fields, see: (a) W. Yuan, J. Li, Q. Zhang and F. Saito, *Powder Technol.*, 2012, **230**, 63–66; (b) R. Borges, A. R. Sotiles, A. S. Giroto, G. G. F. Guimarães, F. Wypych, N. D. Jablonowski and C. Ribeiro, *ACS Agric. Sci. Technol.*, 2022, **2**, 1292–1299; (c) P. Yan, W. Zhao, F. McBride, D. Cai, J. Dale, V. Hanna and T. Hasell, *Nat. Commun.*, 2022, **13**, 4824.
- 17 For a review focusing on the mechanochemical synthesis of organosulfur heterocycles, see: T. Chatterjee and B. C. Ranu, *J. Org. Chem.*, 2021, **86**, 13895–13910.
- 18 M. D. Goodwin, M. Q. Costa, J. R. Robinson and C. M. Kotyk, *Results Chem.*, 2022, **4**, 100528.
- 19 (a) J. E. Valdez-Rojas, H. Ríos-Guerra, A. L. Ramírez-Sánchez, G. García-González, C. Álvarez-Toledano, J. G. López-Cortés, R. A. Toscano and J. G. Penierres-Carrillo, *Can. J. Chem.*, 2012, **90**, 567–573; (b) W.-W. Liu, Y.-Q. Zhao, R.-B. Xu, L.-J. Tang and H.-W. Hu, *Chin. J. Chem.*, 2006, **24**, 1472–1475.
- 20 For an application of HBF<sub>4</sub>–SiO<sub>2</sub> in a setting as in Table 1, entry 3, see: B. P. Bandgar, S. S. Gawande, S. C. Warangkar and J. V. Totre, *Bioorg. Med. Chem.*, 2010, **18**, 3618–3624.
- 21 (a) M. L. N. Rao and D. N. Jadhav, *Tetrahedron Lett.*, 2006, **47**, 6883–6886; reviews: ; (b) M. J. Mphahlele, *J. Chem. Res.*, 2010, **34**, 121–126; (c) N. Ajvazi and S. Stavber, *Compounds*, 2022, **2**, 3–24.
- 22 U. C. Kasséhin, F. A. Gbaguidi, C. N. Kapanda, C. R. McCurdy and J. H. Poupaert, *Org. Chem. Int.*, 2014, 486540.
- 23 For reactions between thioaldehydes (including those with  $\alpha$ -carbonyl groups) and elemental sulfur providing thioamides, see: K. Okuma, Y. Komiya and H. Ohta, *Bull. Chem. Soc. Jpn.*, 1991, **64**, 2402–2406.

