

## COMMUNICATION

View Article Online  
View Journal | View IssueCite this: *Org. Biomol. Chem.*, 2024, **22**, 6294

Received 26th April 2024,

Accepted 10th July 2024

DOI: 10.1039/d4ob00677a

rsc.li/obc

Diastereoselective cyclopropanation of  $\alpha,\beta$ -unsaturated carbonyl compounds with vinyl sulfoxonium ylides†

Shalu Deshwal, Dinesh Kumar Gopalakrishnan, Alok Purohit, Tarak Karmakar\* and Janakiram Vaitla \*

Herein, we report a three-component stereoselective cyclopropanation of vinyl sulfoxonium ylides with indane 1,3-dione and aldehydes under mild reaction conditions. In contrast to previous reports, the present work shows that electrophilic addition selectively takes place at the  $\alpha$ -position of the vinyl sulfoxonium ylide. The interesting feature of this approach is that the multicomponent reaction selectively proceeds because of the difference in nucleophilic reactivity of vinyl sulfoxonium ylides and indane 1,3-dione with electrophilic partners, such as aldehydes and *in situ* generated arylidenes. Additionally, density functional theory (DFT) studies were conducted to investigate the difference in the reactivity of these reactants, as well as to unveil the mechanism of this three-component reaction. Furthermore, non-covalent interactions of selectivity-determining transition states explain the origin of the diastereoselectivity of cyclopropanation.

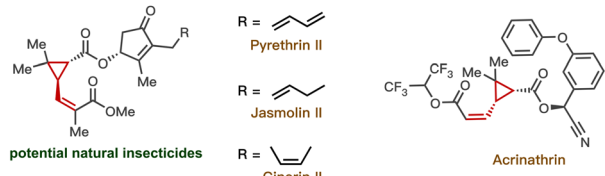
## Introduction

Vinyl cyclopropanes are important building blocks found in many pharmaceuticals and natural products. Some notable examples of medicinal compounds that include the vinylcyclopropane unit are Danoprevir (used in the treatment of COVID-19) and Simeprevir (used in the treatment of Hepatitis C).<sup>1</sup> Additionally, natural insecticides, such as pyrethrins and chrysanthemic acid esters, also contain this unique structural framework.<sup>2</sup> Inherent ring strain with the adjacent olefin makes the vinylcyclopropane a versatile synthetic precursor for various organic transformations, such as ring openings, cycloadditions, and rearrangements.<sup>3</sup> Therefore, a significant effort has been made to develop efficient methods for synthesising vinylcyclopropane scaffolds. However, a major challenge in synthesising substituted vinylcyclopropanes is obtaining

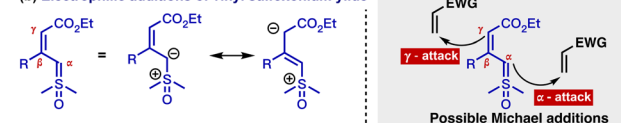
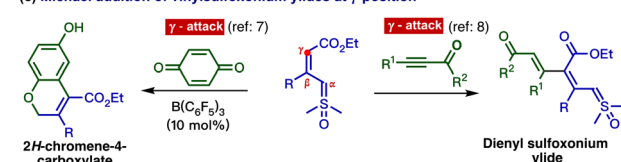
good diastereoselectivity at both the cyclopropane and the alkene units.<sup>4</sup>

Our continuing interest in sulfur ylides prompted us to explore the reactivity of vinyl sulfoxonium ylides with electron-deficient alkynes and alkenes.<sup>5</sup> Vinyl sulfoxonium ylides can undergo electrophilic addition at the  $\alpha$ - or  $\gamma$ -carbon due to their dipole structure (Scheme 1b).<sup>6</sup> Recently, our group developed a method to synthesise 2H-chromenes *via* catalyst-controlled regioselective [3 + 3] annulation of vinyl sulfoxonium

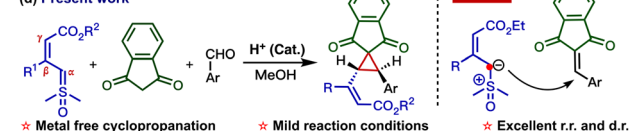
(a) Bioactive compounds containing vinyl cyclopropanes



(b) Electrophilic additions of vinyl sulfoxonium ylide

(c) Michael addition of vinylsulfoxonium ylides at  $\gamma$ -position

(d) Present work



**Scheme 1** (a) Bioactive compounds containing the structural frameworks of vinylcyclopropane, (b) possible electrophilic additions on vinyl sulfoxonium ylide, (c) addition of vinyl sulfoxonium ylides on Michael acceptors, and (d) synthesis of vinylcyclopropanes from vinyl sulfoxonium ylides with Michael acceptors generated *in situ*.

Department of Chemistry, Indian Institute of Technology Delhi, Hauz Khas, New Delhi, 110016, India. E-mail: tkarmakar@iitd.ac.in, vaitla@chemistry.iitd.ac.in  
†Electronic supplementary information (ESI) available. CCDC 2349128 and 2349131. For ESI and crystallographic data in CIF or other electronic format see DOI: <https://doi.org/10.1039/d4ob00677a>

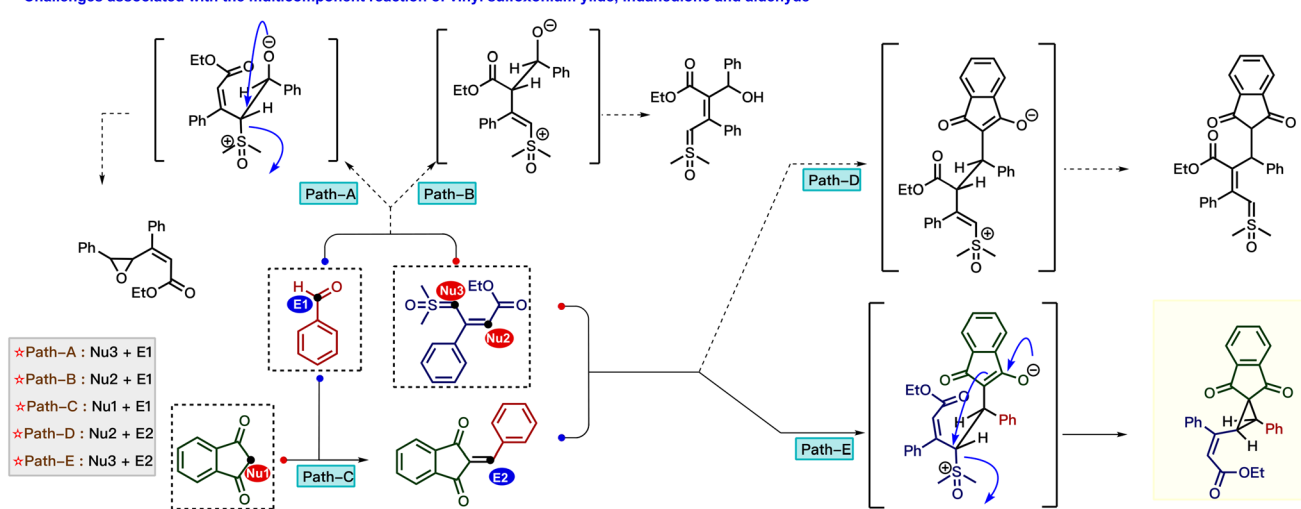
ylides with quinones. In the absence of a metal catalyst, vinyl sulfoxonium ylide reacts with the quinone at the  $\gamma$ -position of the ylide, followed by cyclization to give 2*H*-chromene-4-carboxylate.<sup>7</sup> Similarly, when we used propiolates as electrophiles, the reaction selectively underwent an addition reaction at the  $\gamma$ -position of ylides to give dieny l sulfoxonium ylide (Scheme 1c).<sup>8</sup>

Based on these results, we are interested in developing a multicomponent reaction involving a vinyl sulfoxonium ylide as a nucleophile with electrophiles, such as arylidenes that are generated *in situ* from aldehydes and compounds containing active methylene groups.<sup>9</sup> However, the straightforward approach for the generation of vinylcyclopropane scaffolds from vinyl sulfoxonium ylide-mediated multicomponent reaction is challenging because the reaction can produce diverse products due to the presence of nucleophilic centers in both ylide and active methylene compounds (Scheme 2).<sup>10</sup> The possible pathways are: (i) similar to the Corey–Chaykovsky reaction, whereby the addition of the  $\alpha$ -carbon of the ylide to the aldehyde is followed by the elimination of DMSO to generate epoxide (path A). (ii) Due to the nucleophilicity at the  $\gamma$ -position, the ylide can attack the aldehyde *via* vinylogous addition (path B). (iii) Based on the well-known Knoevenagel condensation, active methylene compounds can react with the aldehyde to generate arylidenes (path C). (iv) Similar to our previous approach (Scheme 1c), the  $\gamma$ -attack of ylide at the arylidene gave the  $\gamma$ -substituted ylide (path D) and (v)  $\alpha$ -attack of ylide at the arylidene gave the vinylcyclopropane (path E). Interestingly, the addition of these three reactive species in the presence of L-proline (20 mol%) in methanol exclusively produced vinylcyclopropane (Scheme 1d). Previously, vinylcyclopropanes were synthesized using carbenoids derived from diazo compounds<sup>11</sup> or Simmons–Smith-like reactions,<sup>12</sup> Michael-initiated ring closure reactions of ylides,<sup>13</sup> and functional group interconversion of appropriately functionalized

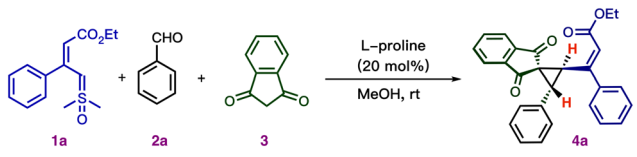
cyclopropanes.<sup>14</sup> However, these methods often have drawbacks, such as poor diastereoselectivity,<sup>15</sup> step economy,<sup>16</sup> as well as the use of expensive metals<sup>17</sup> or toxic reagents.<sup>13a</sup> Thus, the present mild diastereoselective cyclopropanation prompted us to develop a greener synthetic approach to generate complex cyclopropane scaffolds. In the present report, we have developed multi-component cyclopropanation from vinyl sulfoxonium ylides, aldehydes, and indane 1,3-dione. In addition, we have performed density functional theory (DFT) calculations to investigate the reaction mechanism and selectivity of the cyclopropanation.

We commenced our study by employing vinyl sulfoxonium ylide (**1a**), benzaldehyde (**2a**), and 1,3-indandione (**3**) as model substrates. The optimal conditions to afford substituted cyclopropane (**4a**) was determined to be the use of 20 mol% of (L)-proline as the catalyst and methanol as the solvent at room temperature for 30 min, resulting in an 87% isolated yield with >20 : 1 dr (Table 1, entry 1). Despite the reaction affording excellent yield and diastereoselectivity, we did not observe any enantioselectivity. Next, we investigated the reaction under different reaction conditions. A comparison of the changes introduced in each reaction parameter is summarized in Table 1. Lewis acids, such as In(OTf)<sub>3</sub> and Sc(OTf)<sub>3</sub>, gave poor yields of cyclopropane **4a** (entries 2 and 3). The reaction gave a low yield of product in the presence of a base, such as NEt<sub>3</sub> (entry 4). Using a Brønsted acid, such as HBF<sub>4</sub>·OEt<sub>2</sub>, led to the formation of the desired product **4a** in 85% yield (entry 5). However, using other Brønsted acids, such as acetic acid, failed to produce the product. Instead, the reaction resulted in the insertion of vinyl sulfoxonium ylides into the O–H bond of the carboxylic acid (entry 6).<sup>18</sup> The reaction afforded a low yield of product **4a** when TMSOTf was used as the catalyst. We noticed that protic solvents are critical for this transformation because other commonly used solvents in the laboratory, such as DMSO, acetonitrile, and EtOAc, resulted in a low yield of **4a**

Challenges associated with the multicomponent reaction of vinyl sulfoxonium ylide, indanedione and aldehyde



**Scheme 2** Possible reaction pathways between the vinyl sulfoxonium ylide, aldehyde, and indane 1,3-dione.

**Table 1** Catalyst screening and optimization of reaction conditions<sup>a</sup>


Entry	Variation from the standard conditions	Yield <sup>b</sup> (dr) <sup>c</sup>
1	None	92 (87) <sup>d</sup> (>20 : 1)
2	Using In(OTf) <sub>3</sub> instead of proline	15 (>20 : 1)
3	Using Sc(OTf) <sub>3</sub> instead of proline	22 (>20 : 1)
4	Using NEt <sub>3</sub> instead of proline	34% (>20 : 1)
5	Using HBF <sub>4</sub> ·OEt <sub>2</sub> instead of proline	85 (>20 : 1)
6	Using AcOH instead of proline	ND
7	Using TMSOTf instead of proline	45 (>20 : 1)
8	Using DMSO instead of MeOH	80 (>20 : 1)
9	Using EtOAc instead of MeOH	65 (>20 : 1)
10	Using MeCN instead of MeOH	78 (>20 : 1)
11	Without a proline catalyst	ND

<sup>a</sup> Standard conditions: **1a** (0.14 mmol), **2a** (0.11 mmol), **3** (0.10 mmol), catalyst (20 mol%), solvent (0.1 M), 30 minutes. <sup>b</sup> The yield was determined by <sup>1</sup>H NMR analysis of crude products using dibromomethane as the internal standard. <sup>c</sup> Determined by crude NMR. <sup>d</sup> Isolated yield of the major diastereomer.

(entries 8–10). Interestingly the reaction failed to afford the product in the absence of the proline catalyst (entry 11).

Following these optimization studies, we explored the scope of this cyclopropanation using a variety of aldehydes. As shown in Scheme 3, an electronically diverse set of aryl aldehydes was tolerated. Aryl aldehydes containing an alkyl group, such as methyl, on the *para* and *meta* positions, underwent smooth annulation to afford the desired cyclopropanes **4b–4c** in good yield (89–90%) and excellent diastereoselectivity (>20 : 1). Also, the aryl aldehydes containing halogen substituents, such as –Br, –F, –Cl at *ortho*, *meta*, and *para* positions, gave the desired vinylcyclopropane **4d–4h** in good to excellent yield (80–86%) with excellent diastereoselectivity (dr > 20 : 1). Electron-rich substituents, such as –OMe and –OCF<sub>3</sub>, and electron-withdrawing substituents, such as –NO<sub>2</sub> and –CF<sub>3</sub>, at the *ortho*, *meta*, and *para* positions were compatible with this cyclopropanation and afforded corresponding annulated products **4i–4p** in 79–93% yields. The relative stereochemistry of the two stereogenic centers of **4l** was confirmed by X-ray crystallography (CCDC 2349128†), and the relative configurations of the other cyclopropane products were assigned by analogy. Furthermore, a poly-aromatic aldehyde, 2-naphthaldehyde, was tested in this reaction, which successfully produced **4q** in 81% yield without the loss of selectivity. The efficiency of this method was further demonstrated by heteroaryl aldehydes, and the transformation was successful with thiophene-2-carboxaldehyde and furfural to afford the products, **4r** (89% yield, 4 : 1 dr) and **4s** (87% yield, 9 : 1 dr). The reaction is also successful with aliphatic aldehydes, giving the corresponding cyclopropane **4t** in 85% with 5 : 1 dr. These observations indicate that the diastereoselectivity is significantly influenced by the aldehyde framework.

Next, we evaluated the scope of substituted vinyl sulfoxonium ylides. Initially, a variation of the aryl ring of the ylide was examined. The reaction demonstrated a high tolerance towards various substituents, such as –Cl, –F, –Me, and –OMe, located at the *ortho*, *meta*, and *para*-positions of the phenyl ring and afforded the corresponding cyclopropane products **4u–4aa** in excellent yield (83–92%) with excellent diastereoselectivity (dr > 20 : 1). The ylide-containing heteroaromatic ring, such as quinoline, underwent annulations to afford **4ab** in 35% yield with excellent diastereoselectivity (dr > 20 : 1). Subsequently, we assessed the variation in the ester moiety of the ylide. The reaction conditions were suitable for a variety of ester functional groups of ylides, including benzyl (**4ac**), ethyl trimethyl silyl (**4ad**), allyl esters (**4ae**), and cyclohexyl esters (**4af**). Next, the annulation was carried out in the presence of a ylide containing tertiary butyl ester, resulting in the formation of the annulated product **4ag** in 77% yield with excellent dr, which shows that there is no steric influence of the ester group of the ylide on diastereoselectivity. Additionally, the incorporation of natural products, such as *l*-menthol and nerol, as ester moieties effectively afforded the corresponding cyclopropanes **4ah** (85%, dr = 1 : 1) and **4ai** (83%, dr > 20 : 1). Surprisingly, the reaction failed to afford the vinylcyclopropanes **4aj** and **4ak** using picolinaldehyde and 1*H*-pyrazole-4-carbaldehyde. When the reaction was carried out with α,α′-disubstituted vinyl sulfoxonium ylide, the reaction failed to produce the desired vinyl cyclopropane **4al** under optimized conditions.

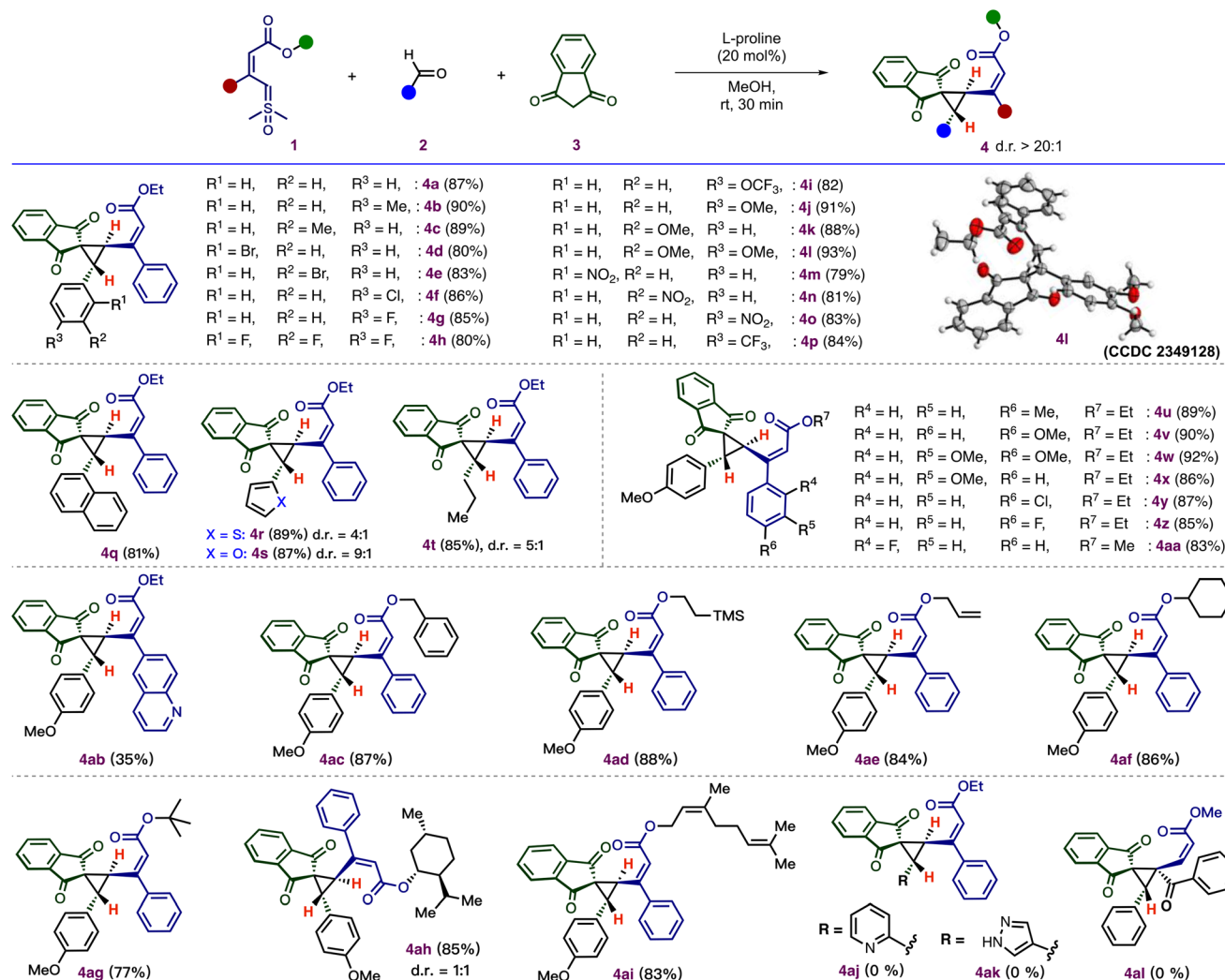
To expand the scope of the cyclopropanation, we performed the reaction using easily accessible chalcone derivatives, which can provide cyclopropanes with three stereogenic centers (Scheme 4). Surprisingly, the optimized acid-catalyzed conditions for the multicomponent reaction (Table 1) were unable to provide the desired cyclopropanes. However, using cesium carbonate as a base (30 mol%) afforded the desired product **6a** in good yield and excellent stereoselectivity.<sup>19</sup> The relative stereochemistry of the three stereogenic centers of **6a** was confirmed by X-ray crystallography (CCDC 2349131†). Next, under these base-catalyzed conditions, various substituted chalcones with different electronic properties were investigated, which successfully produced cyclopropanes, **6b–6c**, in good yield (76–78%) with excellent selectivity (dr > 20 : 1).

Further efforts were made to develop the scope of ylides as substrates by varying their ester moiety. The ylide containing ester functional groups, including cyclohexyl (**6d**) and *l*-menthol (**6e**), gave the desired cyclopropanes.

Notably, the base-catalyzed annulation (Scheme 4) reported here requires a longer reaction time compared to acid-catalyzed cyclopropanation (Scheme 3).

To investigate the mechanism for the multicomponent reaction, we treated the vinyl sulfoxonium ylide **1a** with benzaldehyde in the presence of the *L*-proline catalyst. No conversion of the ylide was observed (Scheme 5a).

The present multicomponent reaction using 5.3 mmol of vinyl sulfoxonium ylide successfully afforded the vinylcyclopropane **4j** in an 85% yield (Scheme 5b). Next, we performed



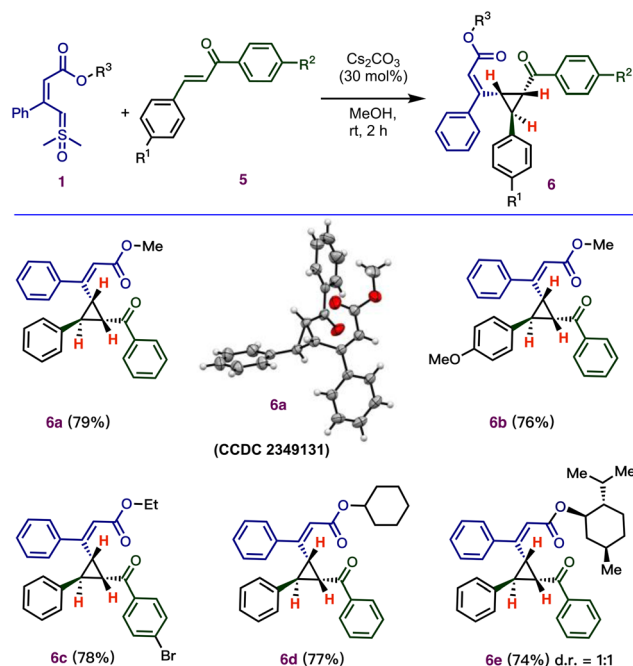
**Scheme 3** Scope of cyclopropanation reaction involving ylide, aldehyde, and indane-1,3-dione. Reaction conditions: **1** (0.42 mmol), **2** (0.33 mmol), **3** (0.30 mmol), proline (20 mol%), methanol (0.1 M), 30 minutes at rt. The diastereomeric ratio (>20 : 1 dr, until and unless mentioned) was assigned by <sup>1</sup>H NMR analysis.

gram-scale synthesis using vinyl sulfoxonium ylide **1a** with arylidene **7** in the absence of the catalyst (Scheme 5c). The reaction afforded 89% of **4j** without loss of selectivity. This observation indicates that the proline catalyst is necessary for the generation of the arylidene intermediate from indane 1,3-dione with aldehyde, but it is not required for (2 + 1) annulation.<sup>20</sup> To further explore the utility of the vinyl cyclopropane, we performed selective ketone reduction in cyclopropane **4j** using LiAlH<sub>4</sub>, which gave the product **8** in 72% yield without cleavage of the strained cyclopropane ring (Scheme 5c).

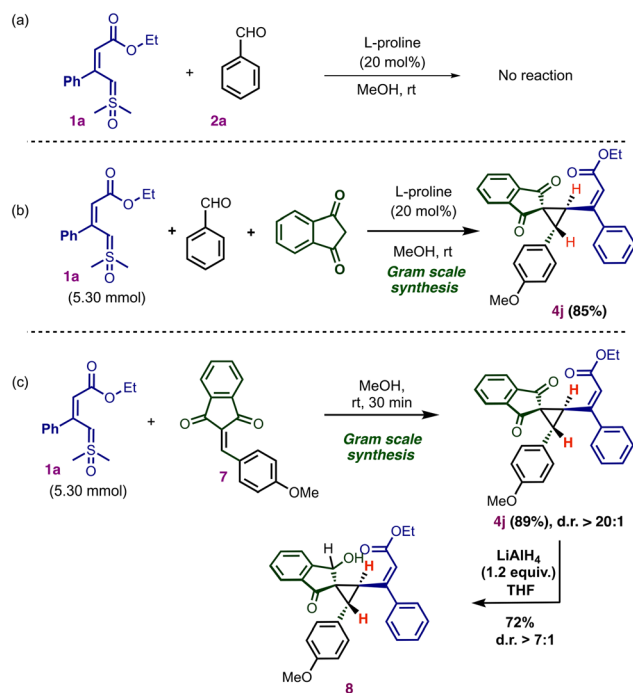
Next, we focused on the investigation of the regioselective electrophilic addition of vinyl sulfoxonium ylide on arylidenes. In our previous reports, vinyl sulfoxonium ylide underwent Michael addition selectively from the  $\gamma$ -position with benzoquinone and propiolate (as shown in Scheme 1b). In contrast to the previous reports, the present Michael addition selectively undergoes at the  $\alpha$ -position of the ylide.

To rationalize this observation, we carried out a non-covalent interaction (NCI) analysis of the transition states using NCIPLOT software (Fig. 1). Interestingly, we observed that the methyl groups of the DMSO direct the regioselectivity of the ylide for the incoming electrophile. In the case of benzoquinone and propiolate as Michael acceptors, the methyl groups of DMSO exhibit a weak electrostatic attraction with the carbonyl group of electrophiles. Thus, the  $\gamma$ -carbon of the ylide remains in the vicinity of the  $\beta$ -carbon of the electrophile. This interaction favours the Michael addition from the  $\gamma$ -carbon of the ylide. We explored a similar reactivity with the arylidene generated from indane-1,3-dione and aldehyde. In the case of arylidene, the stable transition state possesses predominant C–H– $\pi$ -interaction<sup>21</sup> and electrostatic attraction between the two reactants. These interactions bring the  $\beta$ -carbon of electrophile close to the  $\alpha$ -carbon of the ylide. Thus, in the present case, Michael addition occurs from the  $\alpha$ -carbon of the ylide. In addition, we observed that the tran-



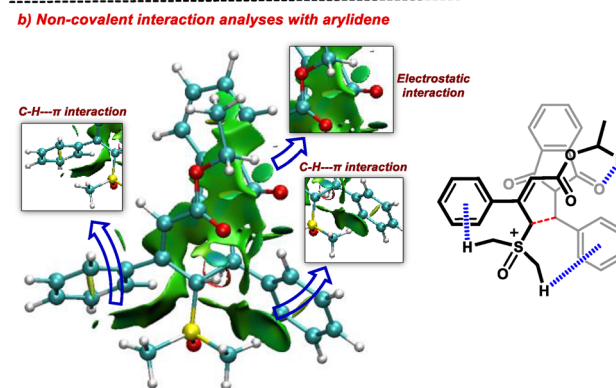
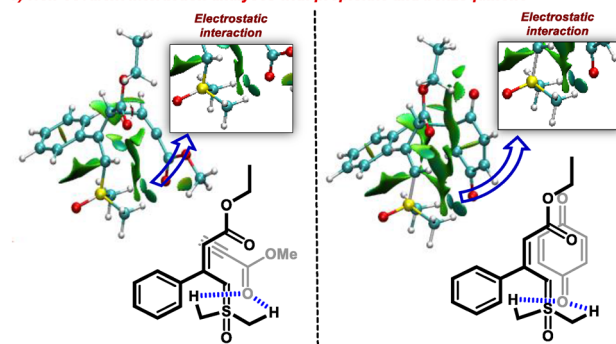


**Scheme 4** Scope of cyclopropanation reaction involving ylide and chalcone derivatives. Reaction conditions: **1** (0.4 mmol), **5** (0.3 mmol), and  $\text{Cs}_2\text{CO}_3$  (30 mol%) in MeOH (0.1 M) under argon atmosphere at rt. The diastereomeric ratio (>20:1 dr, until and unless mentioned) was assigned by  $^1\text{H}$  NMR analysis.



sition state corresponding to the  $\gamma$ -addition of ylide to the arylidene was less stable by  $4.8 \text{ kcal mol}^{-1}$  than the  $\alpha$ -addition transition state (see the ESI for details<sup>†</sup>).

**a) Non-covalent interaction analyses with propiolate and benzoquinone**



**Fig. 1** Non-covalent interaction analyses of Michael addition transition states.

Then we turned our attention to investigating the selective reaction between nucleophilic reactants, such as sulfoxonium ylide and indane 1,3-dione, with electrophilic partners, such as aldehyde and *in situ* generated arylidene. In the present one-pot reaction, indane 1,3-dione selectively reacts with aldehyde, whereas *in situ* generated arylidene undergoes Michael addition with vinyl sulfoxonium ylide.

To rationalize this observation, we analyzed the HOMO–LUMO energy gap between the nucleophiles and electrophiles (Fig. 2). The results revealed that the energy gap between the HOMO of indane-1,3-dione and LUMO of aldehyde is less ( $1.68 \text{ eV}$ ) than the HOMO of ylide and LUMO of aldehyde ( $5.50 \text{ eV}$ ). This favours the path-C (Scheme 2) for the generation of arylidene intermediate. This arylidene can undergo Michael addition with either vinyl sulfoxonium ylide or indane-1,3-dione. Although the HOMO–LUMO energy gap is small between indane-1,3-dione and arylidene, experimentally, the vinyl sulfoxonium ylide attack generated cyclopropane. This could be due to the complete consumption of indane-1,3-dione for the generation of arylidene or the retro Michael reaction between indane-1,3-dione and arylidene.<sup>22</sup>

Further, DFT studies were performed at the M06-2X/def2-TZVPP[SMD (methanol) | M06-2X/def2-SVP[SMD (methanol)] level of theory to provide more details on the mechanism of the present multi-component reaction (Scheme 6). Based on experimental observations and the HOMO–LUMO energy gap between nucleophiles and electrophiles (Fig. 2), it appears that

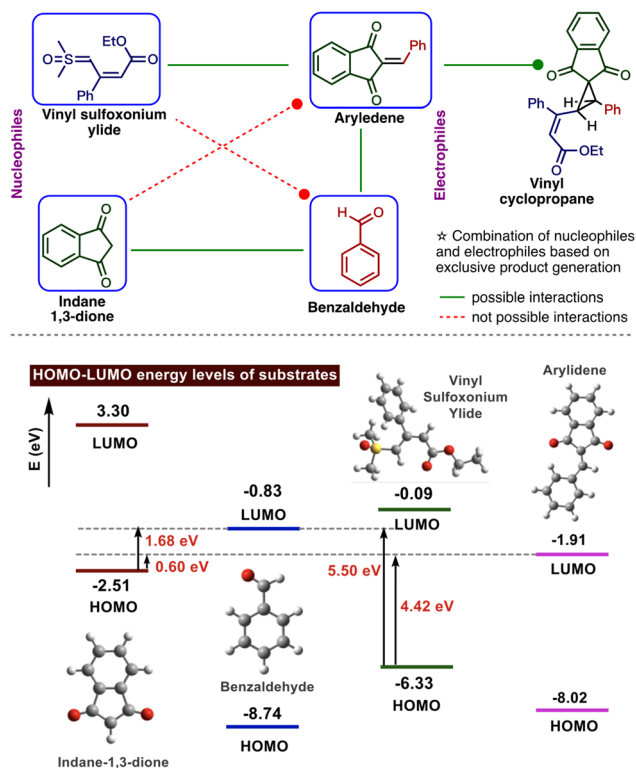
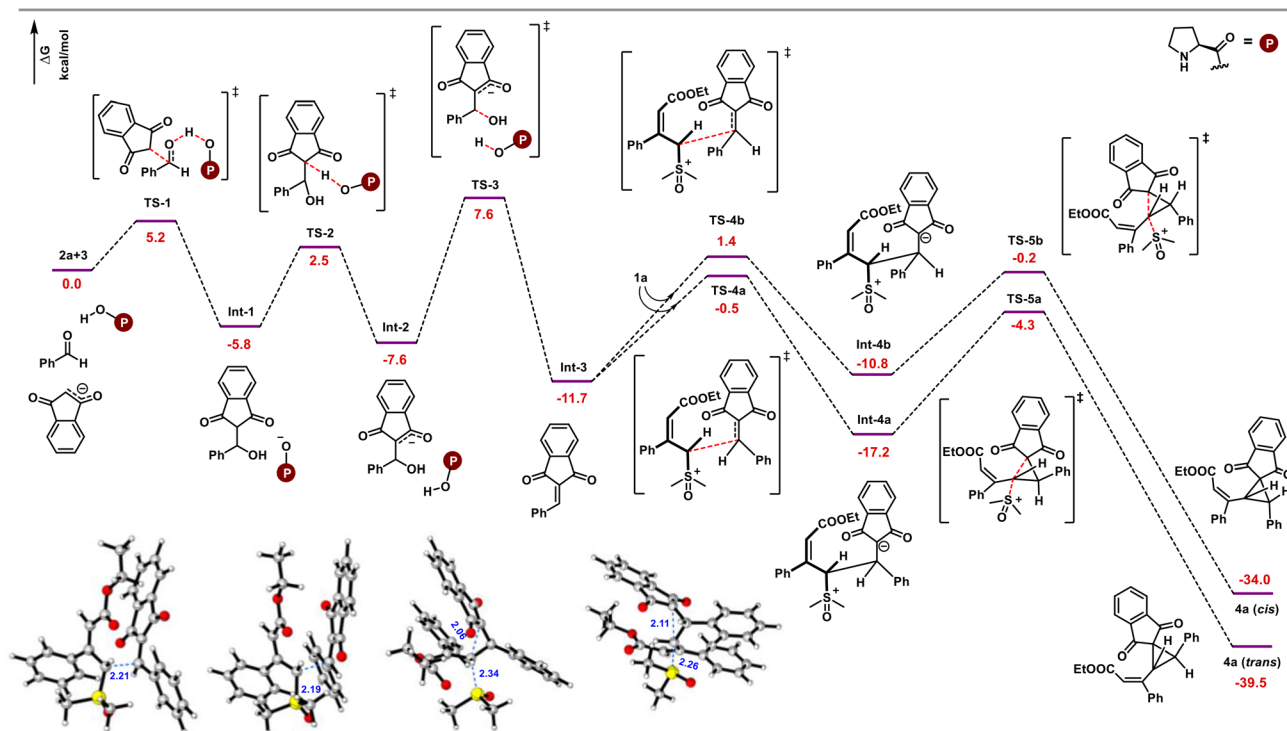


Fig. 2 HOMO–LUMO energy gap of nucleophiles and electrophiles.

proline-catalyzed Knoevenagel condensation initially takes place between aldehydes and indane 1,3-diones. Based on the previous observations, proline may act as a facilitator for condensation under protic solvents, rather than as a reactant to generate iminium ion species.<sup>23</sup> Therefore, in the presence of a proline catalyst, indane-1,3-dione reacts with aldehyde to produce **int-1**. Further, the counter anion present in **int-1** abstracts the acidic proton to generate the enolate ion **int-2** via **TS-2**. Later, dehydration of **int-2** generates the arylidene **int-3**. The reaction energy profile shows that dehydration is the rate-limiting step with a 15.2 kcal mol<sup>−1</sup> energy barrier. As this is the slowest step in the reaction, indane-1,3-dione will be completely consumed to generate **int-1** before generating arylidene, ruling out the possibility of indane-1,3-dione reaction with the arylidene (as previously explained with HOMO–LUMO energy gap in Fig. 2). Arylidene **int-3** as Michael acceptor reacts with vinyl sulfoxonium ylide in four possible ways: (i) *Si*-face of ylide to *Re*-face of **int-3** (*Si-Re*), (ii) *Si*-face of ylide to *Si*-face of **int-3** (*Si-Si*), (iii) *Re*-face of ylide to *Re*-face of **int-3** (*Re-Re*), (iv) *Re*-face of ylide to *Si*-face of **int-3** (*Re-Si*). Among these possibilities, interaction (i) and (ii) generate diastereomers, whereas (iii) and (iv) generate enantiomers of (i) and (ii). The transition state corresponding to the *Si-Re* face attack (**TS-4a**) is better stabilized than the *Si-Si* face attack (**TS-4b**) by 1.9 kcal mol<sup>−1</sup>. Thus, the **int-3** preferably generates the **int-4a**. Finally, the cyclopropanation of **int-4** occurs through the elimination of the DMSO molecule through **TS-5a** or **TS-5b** to generate *trans*- or *cis*-cyclopropanes, respectively. Here, the **TS-5a** is more



Scheme 6 DFT computed the energy profile (in kcal mol<sup>−1</sup>) for the multicomponent reaction between vinyl sulfoxonium ylide, indane 1,3-dione, and aldehyde.

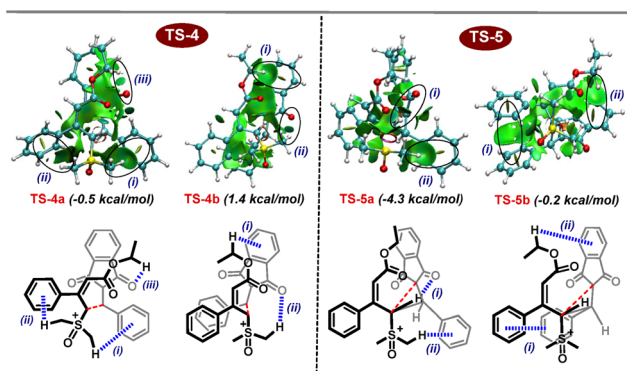


Fig. 3 NCI analyses of stereoselectivity determining transition states, (a) TS-4 and (b) TS-5.

stabilized than **TS-5b** by 4.1 kcal mol<sup>-1</sup>. Thus, the reaction proceeds through **TS-5a** to deliver *trans*-cyclopropane as an exclusive product.

We performed an NCI analysis to further understand the stability of **TS-4a** and **TS-5a** over **TS-4b** and **TS-5b**. As highlighted in Fig. 3, **TS-4a** is stabilized due to the presence of (i) C–H– $\pi$ -interaction between the methyl group of DMSO and phenyl group of aldehydes, (ii) C–H– $\pi$ -interaction between the methyl group of DMSO and phenyl group of ylide, and (iii) weak electrostatic attraction between oxygen of indane-1,3-dione with alkyl group of ylide. On the other hand, **TS-4b** possesses (i) the C–H– $\pi$ -interaction between the alkyl group of ester and phenyl group of indane-1,3-dione and (ii) the electrostatic attraction between hydrogen of DMSO and oxygen of indane-1,3-dione. Similarly, in the case of **TS-5a**, (i) an electrostatic interaction develops between the C–H of ylidic carbon and oxygen of indane-1,3-dione during the cyclopropanation step and (ii) a C–H– $\pi$ -interaction develops between the methyl group of DMSO and phenyl group of aldehydes. On the other hand, **TS-5b** possesses (i) a weak  $\pi$ – $\pi$  stacking as a major stabilizing factor and (ii) C–H– $\pi$ -interaction between the ester group of ylide and phenyl group of indane-1,3-dione. Thus, **TS-4a** and **TS-5a** are more stable than **TS-4b** and **TS-5b**.

## Conclusions

In summary, we have developed stereoselective cyclopropanation using vinyl sulfoxonium ylides with arylidenes under acidic and basic conditions. The present multicomponent reaction selectively proceeds because of the difference in the nucleophilic reactivity of vinyl sulfoxonium ylide and indane 1,3-dione with electrophilic precursors, such as aldehydes and *in situ* generated arylidenes. This method affords various complex cyclopropane scaffolds in good yields with excellent diastereoselectivity under mild reaction conditions. The origin of excellent regioselectivity (addition at  $\alpha$ - vs.  $\gamma$ -position of vinyl sulfoxonium ylide) and diastereoselectivity (*cis/trans* selectivity of cyclopropanation) was revealed by theoretical studies on non-covalent interactions.

## General procedure for the synthesis of spiro[cyclopropane-1,2'-indene]-1',3'-dione

1,3-Indanedione **3** (0.30 mmol, 1 equiv.) and aldehyde **2** (0.33 mmol, 1.1 equiv.) solutions in methanol (0.1 M) were added to an oven-dried, 25 mL round bottom flask equipped with a magnetic stir bar. A catalytic amount of L-proline (7 mg, 20 mol%) and ylide **1** (0.42 mmol, 1.4 equiv.) was added to the stirring solution. After stirring for 30 minutes at room temperature, spiro[cyclopropane-1,2'-indene]-1',3'-dione precipitated at the bottom of the round bottom flask. The precipitate was filtered and washed with methanol to yield a chromatographically and spectroscopically pure product.

## General procedure for the synthesis of (2-benzoyl-3-phenylcyclopropyl)-3-phenylacrylate

$\alpha,\beta$ -Unsaturated ketone **5** (0.30 mmol, 1 equiv.) solution in methanol (0.1 M) was added to an oven-dried, Ar-purged 25 mL round bottom flask equipped with a magnetic stir bar under argon atmosphere. A catalytic amount of cesium carbonate (28 mg, 30 mol%) and ylide **1** (0.40 mmol, 1.4 equiv.) were added to the stirring solution. After stirring for 2 hours at room temperature, the reaction mixture was concentrated under reduced pressure. The residue was purified using flash column chromatography (Biotage flash chromatography gradient purification: EtOAc/*n*-hexane = 1 : 5) to give the product **6**.

**Ethyl (E)-3-(1',3'-dioxo-2-phenyl-1',3'-dihydrospiro[cyclopropane-1,2'-indene]-3-yl)-3-phenylacrylate (4a).** The precipitated product was purified with cold methanol, yield: 113 mg (87%); dr > 20 : 1; yellow solid.

**IR (neat, cm<sup>-1</sup>):** 3432, 3059, 2982, 1710, 1620, 1495, 1446, 1337, 1287, 1219, 1174, 1095, 1039, 875, 697, 617, 562, 534, 483. **<sup>1</sup>H NMR (500 MHz, Chloroform-D)**  $\delta$  7.86 (s, 2H), 7.77–7.67 (m, 2H), 7.55–7.48 (m, 2H), 7.42–7.31 (m, 7H), 7.31–7.27 (m, 1H), 6.21 (s, 1H), 4.29 (d, *J* = 9.6 Hz, 1H), 3.84 (q, *J* = 7.1 Hz, 2H), 3.40 (d, *J* = 9.6 Hz, 1H), 0.99 (t, *J* = 7.1 Hz, 3H). **<sup>13</sup>C NMR (101 MHz, Chloroform-D)**  $\delta$  195.5, 194.2, 164.9, 152.6, 142.0, 141.2, 140.3, 134.3, 134.0, 133.1, 128.7, 128.6, 128.1, 127.9, 127.4, 127.3, 122.3, 121.7, 121.7, 59.7, 50.5, 45.6, 37.9, 13.5. **HRMS (ESI) *m/z*:** [M + Na]<sup>+</sup> calculated for C<sub>28</sub>H<sub>22</sub>O<sub>4</sub>Na, 445.1410; found 445.1412.

**Ethyl (E)-3-(1',3'-dioxo-2-(*p*-tolyl)-1',3'-dihydrospiro[cyclopropane-1,2'-indene]-3-yl)-3-phenylacrylate (4b).** The precipitated product was purified with cold methanol, yield: 118 mg (90%); dr > 20 : 1; yellow solid.

**IR (neat, cm<sup>-1</sup>):** 3432, 2925, 2857, 1710, 1620, 1518, 1448, 1339, 1289, 1220, 1174, 1092, 1039, 876, 813, 774, 744, 699, 614, 562, 535, 485. **<sup>1</sup>H NMR (500 MHz, Chloroform-D)**  $\delta$  7.87 (d, *J* = 1.9 Hz, 2H), 7.72 (dd, *J* = 6.0, 2.9 Hz, 2H), 7.54 (t, *J* = 3.6 Hz, 2H), 7.40–7.33 (m, 3H), 7.25–7.19 (m, 3H), 7.12 (s, 1H), 6.22 (s, 1H), 4.31 (d, *J* = 9.6 Hz, 1H), 3.85 (q, *J* = 7.1 Hz, 2H), 3.40 (d, *J* = 9.6 Hz, 1H), 2.35 (s, 3H), 1.00 (t, *J* = 7.1 Hz, 3H). **<sup>13</sup>C NMR (101 MHz, Chloroform-D)**  $\delta$  196.0, 194.7, 165.3, 153.1, 142.4, 141.6, 140.7, 137.5, 134.6, 134.3, 130.4, 129.0, 128.9, 128.9, 128.4, 127.6, 122.6, 122.1, 122.0, 60.0, 51.0, 46.0, 38.2,

21.2, 13.9. **HRMS (ESI)  $m/z$ :**  $[M + Na]^+$  calculated for  $C_{29}H_{24}O_4Na$ , 459.1567; found 459.1570.

**Ethyl (*E*)-3-(1',3'-dioxo-2-(*m*-tolyl)-1',3'-dihydrospiro[cyclopropane-1,2'-inden]-3-yl)-3-phenylacrylate (4c).** The precipitated product was purified with cold methanol, yield: 117 mg (89%);  $dr > 20 : 1$ ; white solid.

**IR (neat,  $cm^{-1}$ ):** 3431, 2925, 2857, 1711, 1620, 1518, 1448, 1339, 1289, 1220, 1174, 1092, 1039, 876, 813, 774, 744, 700, 614, 562, 535, 485.  **$^1H$  NMR (400 MHz, Chloroform-*D*)  $\delta$**  7.86 (s, 2H), 7.74–7.67 (m, 2H), 7.53 (s, 2H), 7.36 (dd,  $J = 5.1$ , 2.0 Hz, 3H), 7.24–7.16 (m, 3H), 7.11 (s, 1H), 6.22 (s, 1H), 4.31 (d,  $J = 9.6$  Hz, 1H), 3.85 (q,  $J = 7.1$ , 2H), 3.39 (d,  $J = 9.6$  Hz, 1H), 2.34 (s, 3H), 0.99 (t,  $J = 7.1$  Hz, 3H).  **$^{13}C$  NMR (101 MHz, Chloroform-*D*)  $\delta$**  196.0, 194.7, 165.4, 153.2, 142.5, 141.7, 140.7, 137.8, 134.7, 134.3, 133.4, 129.8, 129.0, 128.7, 128.5, 128.2, 127.7, 126.1, 122.7, 122.1, 122.1, 60.1, 51.0, 46.1, 38.3, 21.4, 13.9. **HRMS (ESI)  $m/z$ :**  $[M + Na]^+$  calculated for  $C_{29}H_{24}O_4Na$ , 459.1567; found 459.1564.

**Ethyl (*E*)-3-(2-(2-bromophenyl)-1',3'-dioxo-1',3'-dihydrospiro[cyclopropane-1,2'-inden]-3-yl)-3-phenylacrylate (4d).** The precipitated product was purified with cold methanol, yield: 121 mg (80%);  $dr > 20 : 1$ ; yellow solid.

**IR (neat,  $cm^{-1}$ ):** 3432, 3060, 2982, 1710, 1622, 1598, 1446, 1407, 1341, 1278, 1220, 1175, 1094, 1039, 880, 767, 736, 698, 622, 567, 496.  **$^1H$  NMR (500 MHz, Chloroform-*D*)  $\delta$**  7.87 (s, 2H), 7.78–7.69 (m, 2H), 7.54–7.45 (m, 2H), 7.42–7.27 (m, 7H), 6.21 (d,  $J = 2.1$  Hz, 1H), 4.24 (d,  $J = 9.5$  Hz, 1H), 3.84 (q,  $J = 7.1$  Hz, 2H), 3.33 (d,  $J = 9.5$  Hz, 1H), 0.99 (t,  $J = 7.1$  Hz, 3H).  **$^{13}C$  NMR (101 MHz, Chloroform-*D*)  $\delta$**  195.6, 194.6, 165.4, 152.6, 142.4, 141.7, 140.6, 135.9, 134.9, 134.6, 132.1, 131.0, 129.8, 129.1, 128.6, 127.7, 127.7, 122.9, 122.4, 122.3, 122.3, 60.2, 50.6, 44.8, 38.2, 14.0. **HRMS (ESI)  $m/z$ :**  $[M + Na]^+$  calculated for  $C_{28}H_{21}O_4BrNa$ , 523.0515; found 523.0515.

**Ethyl (*E*)-3-(2-(3-bromophenyl)-1',3'-dioxo-1',3'-dihydrospiro[cyclopropane-1,2'-inden]-3-yl)-3-phenylacrylate (4e).** The precipitated product was purified with cold methanol, yield: 126 mg (83%);  $dr > 20 : 1$ ; orange solid.

**IR (neat,  $cm^{-1}$ ):** 3432, 3060, 2982, 1710, 1621, 1598, 1446, 1407, 1341, 1278, 1218, 1175, 1094, 1039, 880, 767, 736, 698, 624, 567, 496.  **$^1H$  NMR (500 MHz, Chloroform-*D*)  $\delta$**  7.90–7.81 (m, 2H), 7.76–7.67 (m, 2H), 7.53–7.47 (m, 2H), 7.41–7.31 (m, 5H), 7.02 (t,  $J = 8.5$  Hz, 2H), 6.21 (s, 1H), 4.25 (d,  $J = 9.6$  Hz, 1H), 3.84 (q,  $J = 7.1$  Hz, 2H), 3.36 (d,  $J = 9.6$  Hz, 1H), 0.99 (t,  $J = 7.1$  Hz, 3H).  **$^{13}C$  NMR (101 MHz, Chloroform-*D*)  $\delta$**  195.1, 194.6, 165.4, 152.1, 147.4, 142.3, 141.7, 141.3, 140.5, 135.1, 134.9, 130.0, 129.2, 128.7, 128.6, 127.6, 123.9, 123.5, 122.9, 122.5, 122.4, 60.3, 50.6, 44.2, 38.5, 14.0. **HRMS (ESI)  $m/z$ :**  $[M + Na]^+$  calculated for  $C_{28}H_{21}O_4BrNa$ , 523.0515; found 523.0513.

**Ethyl (*E*)-3-(2-(4-chlorophenyl)-1',3'-dioxo-1',3'-dihydrospiro[cyclopropane-1,2'-inden]-3-yl)-3-phenylacrylate (4f).** The precipitated product was purified with cold methanol, yield: 118 mg (86%);  $dr > 20 : 1$ ; yellow solid.

**IR (neat,  $cm^{-1}$ ):** 3427, 3060, 2987, 1708, 1605, 1494, 1446, 1400, 1339, 1294, 1214, 1165, 1091, 1036, 1016, 872, 817, 775, 735, 701, 622, 563, 530, 483.  **$^1H$  NMR (500 MHz, Chloroform-*D*)  $\delta$**  7.87 (s, 2H), 7.78–7.69 (m, 2H), 7.54–7.45 (m, 2H),

7.42–7.27 (m, 7H), 6.21 (d,  $J = 2.1$  Hz, 1H), 4.24 (d,  $J = 9.5$  Hz, 1H), 3.84 (q,  $J = 7.1$  Hz, 2H), 3.33 (d,  $J = 9.5$  Hz, 1H), 0.99 (t,  $J = 7.1$  Hz, 3H).  **$^{13}C$  NMR (101 MHz, Chloroform-*D*)  $\delta$**  195.7, 194.8, 165.4, 152.7, 142.4, 141.7, 140.7, 134.9, 134.6, 133.7, 132.1, 130.4, 129.1, 128.6, 128.6, 127.6, 122.8, 122.3, 60.2, 50.7, 45.1, 38.4, 14.0. **HRMS (ESI)  $m/z$ :**  $[M + Na]^+$  calculated for  $C_{28}H_{21}O_4ClNa$ , 479.1021; found 479.1018.

**Ethyl (*E*)-3-(2-(4-fluorophenyl)-1',3'-dioxo-1',3'-dihydrospiro[cyclopropane-1,2'-inden]-3-yl)-3-phenylacrylate (4g).** The precipitated product was purified with cold methanol, yield: 113 mg (85%);  $dr > 20 : 1$ ; orange solid.

**IR (neat,  $cm^{-1}$ ):** 3431, 3059, 2981, 2928, 2856, 1710, 1604, 1514, 1448, 1340, 1288, 1223, 1175, 1088, 1038, 878, 828, 738, 699, 612, 537.  **$^1H$  NMR (500 MHz, Chloroform-*D*)  $\delta$**  7.90–7.81 (m, 2H), 7.76–7.67 (m, 2H), 7.53–7.47 (m, 2H), 7.41–7.31 (m, 5H), 7.02 (t,  $J = 8.5$  Hz, 2H), 6.21 (s, 1H), 4.25 (d,  $J = 9.6$  Hz, 1H), 3.84 (q,  $J = 7.1$  Hz, 2H), 3.36 (d,  $J = 9.6$  Hz, 1H), 0.99 (t,  $J = 7.1$  Hz, 3H).  **$^{13}C$  NMR (101 MHz, Chloroform-*D*)  $\delta$**  195.9, 194.9, 165.4, 161.1, 142.1 (d,  $J = 68.2$  Hz), 140.7, 134.7 (d,  $J = 32.6$  Hz), 130.7 (d,  $J = 8.1$  Hz), 129.1, 128.6, 127.7, 122.8, 122.3, 115.4 (d,  $J = 21.7$  Hz), 60.2, 50.8, 45.2, 38.6, 14.0.  **$^{19}F$  NMR (376 MHz, Chloroform-*D*)  $\delta$**  –113.85. **HRMS (ESI)  $m/z$ :**  $[M + Na]^+$  calculated for  $C_{28}H_{21}O_4FNa$ , 463.1316; found 463.1313.

**Ethyl (*E*)-3-(1',3'-dioxo-2-(2,3,4-trifluorophenyl)-1',3'-dihydrospiro[cyclopropane-1,2'-inden]-3-yl)-3-phenylacrylate (4h).** The precipitated product was purified with cold methanol, yield: 115 mg (80%);  $dr > 20 : 1$ ; white solid.

**IR (neat,  $cm^{-1}$ ):** 3436, 3059, 2981, 2928, 2856, 1711, 1604, 1514, 1448, 1340, 1288, 1223, 1175, 1088, 1038, 878, 828, 738, 699, 612, 537.  **$^1H$  NMR (500 MHz, Chloroform-*D*)  $\delta$**  7.85 (s, 2H), 7.79–7.72 (m, 2H), 7.50 (dd,  $J = 7.5$ , 2.0 Hz, 2H), 7.38 (dd,  $J = 5.0$ , 2.5 Hz, 3H), 7.31 (q,  $J = 8.1$ , 7.3 Hz, 1H), 7.08–6.99 (m, 1H), 6.21 (s, 1H), 4.12 (d,  $J = 9.3$  Hz, 1H), 3.85 (q,  $J = 7.1$  Hz, 2H), 3.28 (d,  $J = 9.3$  Hz, 1H), 1.00 (t,  $J = 7.1$  Hz, 3H).  **$^{13}C$  NMR (101 MHz, Chloroform-*D*)  $\delta$**  195.4, 194.8, 165.5, 152.4, 142.0 (d,  $J = 31.1$  Hz), 140.7, 134.9 (d,  $J = 23.9$  Hz), 129.2, 128.7, 127.7, 123.0, 122.9 (d,  $J = 22.6$  Hz), 60.4, 48.9, 37.9, 29.8, 14.1.  **$^{19}F$  NMR (376 MHz, Chloroform-*D*)  $\delta$**  –133.98 (dt,  $J = 21.9$ , 7.7 Hz), –135.88 (dt,  $J = 20.8$ , 7.4 Hz), –160.07 (td,  $J = 20.6$ , 7.0 Hz). **HRMS (ESI)  $m/z$ :**  $[M + Na]^+$  calculated for  $C_{28}H_{19}O_4F_3Na$ , 499.1128; found 499.1125.

**Ethyl (*E*)-3-(1',3'-dioxo-2-(4-(trifluoromethoxy)phenyl)-1',3'-dihydrospiro[cyclopropane-1,2'-inden]-3-yl)-3-phenylacrylate (4i).** The precipitated product with purified cold methanol, yield: 125 mg (82%);  $dr > 20 : 1$ ; white solid.

**IR (neat,  $cm^{-1}$ ):** 3436, 2927, 1711, 1621, 1447, 1409, 1326, 1291, 1220, 1171, 1123, 1069, 1037, 877, 772, 744, 698, 609, 531.  **$^1H$  NMR (500 MHz, Chloroform-*D*)  $\delta$**  7.87 (s, 2H), 7.78–7.69 (m, 2H), 7.54–7.45 (m, 2H), 7.42–7.27 (m, 7H), 6.21 (d,  $J = 2.1$  Hz, 1H), 4.24 (d,  $J = 9.5$  Hz, 1H), 3.84 (q,  $J = 7.1$  Hz, 2H), 3.33 (d,  $J = 9.5$  Hz, 1H), 0.99 (t,  $J = 7.1$  Hz, 3H).  **$^{13}C$  NMR (126 MHz, Chloroform-*D*)  $\delta$**  195.6, 194.8, 165.5, 152.6, 142.1 (d,  $J = 85.0$  Hz), 140.7, 134.9 (d,  $J = 39.6$  Hz), 129.5, 129.2, 128.2 (d,  $J = 126.5$  Hz), 125.4 (q,  $J = 3.7$  Hz), 123.0, 122.5 (d,  $J = 9.2$  Hz), 60.3, 50.7, 44.9, 38.5, 14.1.  **$^{19}F$  NMR (376 MHz,**



**Chloroform-D**)  $\delta$  -62.42. **HRMS (ESI)  $m/z$ :**  $[M + Na]^+$  calculated for  $C_{29}H_{21}O_5F_3Na$ , 529.1233; found 529.1229.

**Ethyl (E)-3-(2-(4-methoxyphenyl)-1',3'-dioxo-1',3'-dihydrospiro[cyclopropane-1,2'-inden]-3-yl)-3-phenylacrylate (4j).** The precipitated product was purified with cold methanol, yield: 124 mg (91%); dr > 20 : 1; white solid.

**IR (neat,  $cm^{-1}$ ):** 3423, 3051, 2981, 2960, 2935, 2838, 1710, 1614, 1519, 1445, 1331, 1274, 1254, 1226, 1177, 1087, 1034, 869, 824, 775, 747, 696, 565, 541, 489.  **$^1H$  NMR (500 MHz, Chloroform-D)  $\delta$**  7.90–7.81 (m, 2H), 7.76–7.68 (m, 2H), 7.54–7.49 (m, 2H), 7.39–7.29 (m, 5H), 6.90–6.84 (m, 2H), 6.21 (d,  $J$  = 2.2 Hz, 1H), 4.26 (d,  $J$  = 9.6 Hz, 1H), 3.84 (q,  $J$  = 7.1 Hz, 2H), 3.80 (s, 3H), 3.35 (d,  $J$  = 9.6 Hz, 1H), 0.99 (t,  $J$  = 7.1 Hz, 3H).  **$^{13}C$  NMR (101 MHz, Chloroform-D)  $\delta$**  195.9, 194.8, 165.3, 159.1, 153.1, 142.3, 141.6, 140.7, 134.6, 134.3, 130.1, 128.9, 128.4, 127.6, 125.3, 122.6, 122.0, 122.0, 113.7, 60.0, 55.1, 51.1, 46.0, 38.4, 13.9. **HRMS (ESI)  $m/z$ :**  $[M + Na]^+$  calculated for  $C_{29}H_{24}O_5Na$ , 475.1516; found 475.1517.

**Ethyl (E)-3-(2-(3-methoxyphenyl)-1',3'-dioxo-1',3'-dihydrospiro[cyclopropane-1,2'-inden]-3-yl)-3-phenylacrylate (4k).** The precipitated product was purified with cold methanol, yield: 120 mg (88%); dr > 20 : 1; white solid.

**IR (neat,  $cm^{-1}$ ):** 3423, 3051, 2981, 2960, 2935, 2838, 1710, 1614, 1519, 1445, 1331, 1274, 1254, 1226, 1177, 1087, 1034, 869, 824, 775, 747, 696, 565, 541, 489.  **$^1H$  NMR (500 MHz, Chloroform-D)  $\delta$**  7.89–7.81 (m, 2H), 7.74–7.69 (m, 2H), 7.54–7.49 (m, 2H), 7.36 (dd,  $J$  = 5.2, 2.0 Hz, 3H), 7.33–7.30 (m, 2H), 6.87 (d,  $J$  = 8.7 Hz, 2H), 6.20 (d,  $J$  = 2.2 Hz, 1H), 4.25 (d,  $J$  = 9.7 Hz, 1H), 3.84 (q,  $J$  = 7.1 Hz, 2H), 3.80 (s, 3H), 3.35 (d,  $J$  = 9.7 Hz, 1H), 0.99 (t,  $J$  = 7.1 Hz, 3H).  **$^{13}C$  NMR (101 MHz, Chloroform-D)  $\delta$**  195.9, 194.8, 165.3, 159.1, 153.1, 142.3, 141.6, 140.7, 134.6, 134.3, 130.1, 128.9, 128.4, 127.6, 125.3, 122.6, 122.0, 122.0, 113.7, 60.0, 55.1, 51.1, 46.0, 38.4, 13.9. **HRMS (ESI)  $m/z$ :**  $[M + Na]^+$  calculated for  $C_{29}H_{24}O_5Na$ , 475.1516; found 475.1516.

**Ethyl (E)-3-(2-(3,4-dimethoxyphenyl)-1',3'-dioxo-1',3'-dihydrospiro[cyclopropane-1,2'-inden]-3-yl)-3-phenylacrylate (4l).** The precipitated product was purified with cold methanol, yield: 135 mg (93%); dr > 20 : 1; white solid.

**IR (neat,  $cm^{-1}$ ):** 3420, 3071, 3009, 2932, 2841, 1710, 1623, 1596, 1523, 1465, 1444, 1334, 1305, 1272, 1238, 1214, 1177, 1091, 1040, 873, 809, 768, 740, 703, 634, 500, 634, 463.  **$^1H$  NMR (500 MHz, Chloroform-D)  $\delta$**  7.87–7.78 (m, 2H), 7.74–7.64 (m, 2H), 7.52–7.47 (m, 2H), 7.33 (d,  $J$  = 1.5 Hz, 3H), 6.98 (d,  $J$  = 8.3 Hz, 1H), 6.91 (s, 1H), 6.86–6.81 (m, 1H), 6.20 (s, 1H), 4.26 (d,  $J$  = 9.6 Hz, 1H), 3.86–3.79 (m, 8H), 3.33 (d,  $J$  = 9.6 Hz, 1H), 0.96 (t,  $J$  = 7.1 Hz, 3H).  **$^{13}C$  NMR (101 MHz, Chloroform-D)  $\delta$**  195.9, 194.8, 165.3, 153.0, 148.6, 148.5, 142.4, 141.6, 140.6, 134.6, 134.3, 128.9, 128.4, 127.6, 125.8, 122.6, 122.0, 121.9, 121.3, 112.0, 110.6, 60.0, 55.8, 55.7, 51.3, 46.5, 38.5, 13.9. **HRMS (ESI)  $m/z$ :**  $[M + Na]^+$  calculated for  $C_{30}H_{26}O_6Na$ , 505.1622; found 505.1624.

**Ethyl (E)-3-(2-(2-nitrophenyl)-1',3'-dioxo-1',3'-dihydrospiro[cyclopropane-1,2'-inden]-3-yl)-3-phenylacrylate (4m).** The precipitated product was purified with cold methanol, yield: 111 mg (79%); dr > 20 : 1; yellow solid.

**IR (neat,  $cm^{-1}$ ):** 3434, 3061, 2984, 1712, 1601, 1521, 1448, 1404, 1344, 1288, 1220, 1178, 1090, 1037, 920, 878, 852, 770, 735, 699, 631, 562, 533.  **$^1H$  NMR (500 MHz, Chloroform-D)  $\delta$**  8.18 (d,  $J$  = 8.7 Hz, 2H), 7.86 (s, 2H), 7.76 (dd,  $J$  = 5.9, 2.6 Hz, 2H), 7.58 (d,  $J$  = 8.5 Hz, 2H), 7.47 (dd,  $J$  = 6.7, 3.0 Hz, 2H), 7.38–7.32 (m, 3H), 6.22 (s, 1H), 4.29 (d,  $J$  = 9.5 Hz, 1H), 3.83 (q,  $J$  = 7.1 Hz, 2H), 3.41 (d,  $J$  = 9.5 Hz, 1H), 0.99 (t,  $J$  = 7.1 Hz, 3H).  **$^{13}C$  NMR (101 MHz, Chloroform-D)  $\delta$**  195.1, 194.6, 165.4, 152.1, 147.4, 142.3, 141.7, 141.3, 140.5, 135.1, 134.9, 130.0, 129.2, 128.7, 128.6, 127.6, 123.9, 123.5, 122.9, 122.5, 122.4, 60.3, 50.6, 44.2, 38.5, 14.0. **HRMS (ESI)  $m/z$ :**  $[M + Na]^+$  calculated for  $C_{28}H_{21}O_6NNa$ , 490.1261; found 490.1263.

**Ethyl (E)-3-(2-(3-nitrophenyl)-1',3'-dioxo-1',3'-dihydrospiro[cyclopropane-1,2'-inden]-3-yl)-3-phenylacrylate (4n).** The precipitated product was purified with cold methanol, yield: 114 mg (81%); dr > 20 : 1; yellow solid.

**IR (neat,  $cm^{-1}$ ):** 3431, 3061, 2984, 1711, 1601, 1521, 1448, 1404, 1344, 1288, 1220, 1178, 1090, 1037, 920, 878, 852, 770, 735, 699, 631, 562, 533.  **$^1H$  NMR (500 MHz, Chloroform-D)  $\delta$**  7.90–7.81 (m, 2H), 7.76–7.67 (m, 2H), 7.53–7.47 (m, 2H), 7.41–7.31 (m, 5H), 7.02 (t,  $J$  = 8.5 Hz, 2H), 6.21 (s, 1H), 4.25 (d,  $J$  = 9.6 Hz, 1H), 3.84 (q,  $J$  = 7.1 Hz, 2H), 3.36 (d,  $J$  = 9.6 Hz, 1H), 0.99 (t,  $J$  = 7.1 Hz, 3H).  **$^{13}C$  NMR (126 MHz, Chloroform-D)  $\delta$**  195.2, 194.8, 165.4, 152.2, 148.3, 142.3, 141.8, 140.6, 135.9, 135.2, 135.1, 134.9, 129.3, 129.2, 128.7, 127.6, 124.2, 123.0, 123.0, 122.6, 122.5, 60.3, 50.3, 44.1, 38.5, 14.0. **HRMS (ESI)  $m/z$ :**  $[M + Na]^+$  calculated for  $C_{28}H_{21}O_6NNa$ , 490.1261; found 490.1260.

**Ethyl (E)-3-(2-(4-nitrophenyl)-1',3'-dioxo-1',3'-dihydrospiro[cyclopropane-1,2'-inden]-3-yl)-3-phenylacrylate (4o).** The precipitated product was purified with cold methanol, yield: 117 mg (83%); dr > 20 : 1; orange solid.

**IR (neat,  $cm^{-1}$ ):** 3432, 3061, 2984, 1710, 1601, 1521, 1448, 1404, 1344, 1288, 1220, 1178, 1090, 1037, 920, 878, 852, 770, 735, 699, 631, 562, 533.  **$^1H$  NMR (500 MHz, Chloroform-D)  $\delta$**  8.18 (d,  $J$  = 8.7 Hz, 2H), 7.86 (s, 2H), 7.76 (dd,  $J$  = 5.9, 2.6 Hz, 2H), 7.58 (d,  $J$  = 8.5 Hz, 2H), 7.47 (dd,  $J$  = 6.7, 3.0 Hz, 2H), 7.38–7.32 (m, 3H), 6.22 (s, 1H), 4.29 (d,  $J$  = 9.5 Hz, 1H), 3.83 (q,  $J$  = 7.1 Hz, 2H), 3.41 (d,  $J$  = 9.5 Hz, 1H), 0.99 (t,  $J$  = 7.1 Hz, 3H).  **$^{13}C$  NMR (101 MHz, Chloroform-D)  $\delta$**  195.1, 194.6, 165.4, 152.1, 147.4, 142.3, 141.7, 141.3, 140.5, 135.1, 134.9, 130.0, 129.2, 128.7, 128.6, 127.6, 123.9, 123.5, 122.9, 122.5, 122.4, 60.3, 50.6, 44.2, 38.5, 14.0. **HRMS (ESI)  $m/z$ :**  $[M + Na]^+$  calculated for  $C_{28}H_{21}O_6NNa$ , 490.1261; found 490.1253.

**Ethyl (E)-3-(1',3'-dioxo-2-(4-(trifluoromethyl)phenyl)-1',3'-dihydrospiro[cyclopropane-1,2'-inden]-3-yl)-3-phenylacrylate (4p).** The precipitated product was purified with cold methanol, yield: 124 mg (84%); dr > 20 : 1; white solid.

**IR (neat,  $cm^{-1}$ ):** 3435, 2927, 1711, 1621, 1447, 1409, 1326, 1291, 1220, 1171, 1123, 1069, 1037, 877, 772, 744, 698, 609, 531.  **$^1H$  NMR (500 MHz, Chloroform-D)  $\delta$**  7.88 (s, 2H), 7.79–7.70 (m, 2H), 7.59 (s, 2H), 7.54 (s, 4H), 7.38–7.34 (m, 3H), 6.23 (s, 1H), 4.30 (d,  $J$  = 9.5 Hz, 1H), 3.84 (q,  $J$  = 7.1 Hz, 2H), 3.40 (d,  $J$  = 9.5 Hz, 1H), 0.99 (t,  $J$  = 7.1 Hz, 3H).  **$^{13}C$  NMR (101 MHz, Chloroform-D)  $\delta$**  195.5, 194.7, 165.4, 152.5, 142.0 (d,  $J$  = 67.9 Hz), 140.6, 134.8 (d,  $J$  = 31.1 Hz), 129.5, 129.2, 128.1 (d,

$J = 100.7$  Hz), 125.3 (q,  $J = 3.9$  Hz), 122.9, 122.4 (d,  $J = 2.9$  Hz), 60.2, 50.6, 44.8, 38.4, 14.0.  $^{19}\text{F}$  NMR (376 MHz, Chloroform- $\text{D}$ )  $\delta$  -62.35. HRMS (ESI)  $m/z$ :  $[\text{M} + \text{Na}]^+$  calculated for  $\text{C}_{29}\text{H}_{21}\text{O}_4\text{F}_3\text{Na}$ , 513.1284; found 513.1290.

**Ethyl (E)-3-(2-(naphthalen-2-yl)-1',3'-dioxo-1',3'-dihydrospiro[cyclopropane-1,2'-inden]-3-yl)-3-phenylacrylate (4q).** The precipitated product was purified with cold methanol, yield: 115 mg (81%); dr > 20 : 1; white solid.

**IR (neat,  $\text{cm}^{-1}$ ):** 3434, 2926, 1709, 1620, 1446, 1337, 1293, 1271, 1174, 1097, 1028, 867, 777, 738, 698.  **$^1\text{H}$  NMR (500 MHz, Chloroform- $\text{D}$ )**  $\delta$  7.93 (d,  $J = 7.5$  Hz, 1H), 7.88–7.82 (m, 2H), 7.82–7.79 (m, 1H), 7.71 (d,  $J = 18.0$  Hz, 3H), 7.62 (d,  $J = 7.3$  Hz, 3H), 7.43–7.39 (m, 1H), 7.38–7.28 (m, 4H), 7.18–7.14 (m, 1H), 6.27 (s, 1H), 4.45 (d,  $J = 9.5$  Hz, 1H), 3.84 (q,  $J = 7.1$  Hz, 2H), 3.76 (d,  $J = 9.5$  Hz, 1H), 0.99 (t,  $J = 7.1$  Hz, 3H).  **$^{13}\text{C}$  NMR (101 MHz, Chloroform- $\text{D}$ )**  $\delta$  196.6, 194.2, 165.6, 153.3, 142.2, 140.9, 134.9, 134.4, 133.6, 130.1, 129.1, 129.0, 128.9, 128.7, 127.8, 126.7, 126.6, 125.8, 125.5, 122.9, 122.8, 122.7, 122.3, 60.3, 50.6, 43.5, 38.4, 14.1. **HRMS (ESI)  $m/z$ :**  $[\text{M} + \text{Na}]^+$  calculated for  $\text{C}_{32}\text{H}_{24}\text{O}_4\text{Na}$ , 495.1567; found 495.1568.

**Ethyl (E)-3-(1',3'-dioxo-2-(thiophen-2-yl)-1',3'-dihydrospiro[cyclopropane-1,2'-inden]-3-yl)-3-phenylacrylate (4r).** The precipitated product was purified with cold methanol, yield: 115 mg (89%); dr = 4 : 1; orange solid.

**IR (neat,  $\text{cm}^{-1}$ ):** 3432, 3073, 2926, 1709, 1620, 1446, 1337, 1293, 1271, 1174, 1097, 1028, 867, 777, 738, 698. **Major product:**  **$^1\text{H}$  NMR (500 MHz, Chloroform- $\text{D}$ )**  $\delta$  7.94–7.90 (m, 1H), 7.86–7.83 (m, 1H), 7.76–7.73 (m, 2H), 7.53 (d,  $J = 1.7$  Hz, 2H), 7.40–7.37 (m, 2H), 7.25–7.22 (m, 2H), 7.14 (d,  $J = 3.5$  Hz, 1H), 7.01 (dd,  $J = 5.2, 3.5$  Hz, 1H), 6.19 (s, 1H), 4.18 (d,  $J = 9.3$  Hz, 1H), 3.84 (q,  $J = 7.1$  Hz, 2H), 3.41 (d,  $J = 9.3$  Hz, 1H), 0.99 (t,  $J = 7.1$  Hz, 3H).  **$^{13}\text{C}$  NMR (101 MHz, Chloroform- $\text{D}$ )**  $\delta$  195.4, 194.0, 165.2, 152.4, 142.3, 141.4, 140.6, 136.7, 134.8, 134.4, 129.0, 128.5, 127.6, 127.4, 127.0, 125.5, 122.8, 122.1, 121.9, 60.1, 50.7, 40.3, 39.8, 13.9. **HRMS (ESI)  $m/z$ :**  $[\text{M} + \text{Na}]^+$  calculated for  $\text{C}_{26}\text{H}_{20}\text{O}_4\text{SNa}$ , 451.0975; found 451.0970.

**Ethyl (E)-3-(2-(furan-2-yl)-1',3'-dioxo-1',3'-dihydrospiro[cyclopropane-1,2'-inden]-3-yl)-3-phenylacrylate (4s).** The precipitated product was purified with cold methanol, yield: 116 mg (87%); dr = 9 : 1; white solid.

**IR (neat,  $\text{cm}^{-1}$ ):** 3436, 2928, 1710, 1621, 1446, 1341, 1293, 1175, 1094, 1037, 879, 775, 739, 698, 598, 525.  **$^1\text{H}$  NMR (500 MHz, Chloroform- $\text{D}$ )**  $\delta$  7.77 (s, 1H), 7.69 (d,  $J = 1.6$  Hz, 1H), 7.63–7.55 (m, 2H), 7.41–7.37 (m, 2H), 7.26–7.18 (m, 4H), 6.35 (d,  $J = 3.3$  Hz, 1H), 6.28–6.21 (m, 1H), 6.05 (d,  $J = 2.2$  Hz, 1H), 3.99 (d,  $J = 9.3$  Hz, 1H), 3.68 (q,  $J = 7.1$  Hz, 2H), 3.08 (d,  $J = 9.3$  Hz, 1H), 0.83 (t,  $J = 7.1$  Hz, 3H).  **$^{13}\text{C}$  NMR (101 MHz, Chloroform- $\text{D}$ )**  $\delta$  195.4, 194.2, 165.4, 152.2, 148.4, 142.7, 142.4, 141.8, 140.8, 134.9, 134.5, 129.1, 128.6, 127.7, 122.9, 122.3, 122.2, 110.8, 109.4, 60.2, 49.4, 37.6, 37.5, 14.0. **HRMS (ESI)  $m/z$ :**  $[\text{M} + \text{Na}]^+$  calculated for  $\text{C}_{26}\text{H}_{20}\text{O}_5\text{Na}$ , 435.1203; found 435.1198.

**Ethyl (E)-3-(1',3'-dioxo-2-propyl-1',3'-dihydrospiro[cyclopropane-1,2'-inden]-3-yl)-3-phenylacrylate (4t).** The precipitated product was purified with cold methanol, yield: 99 mg (85%); dr = 5 : 1; white solid.

**IR (neat,  $\text{cm}^{-1}$ ):** 3428, 3059, 2961, 2928, 2870, 1709, 1620, 1449, 1368, 1334, 1276, 1209, 1173, 1103, 1038, 878, 769, 746, 699, 612, 562, 531. **Major product:**  **$^1\text{H}$  NMR (500 MHz, Chloroform- $\text{D}$ )**  $\delta$  7.98 (d,  $J = 7.4$  Hz, 1H), 7.82–7.71 (m, 3H), 7.47–7.42 (m, 2H), 7.37 (dd,  $J = 11.6, 7.2$  Hz, 3H), 6.07 (s, 1H), 3.83–3.77 (m, 2H), 3.60 (d,  $J = 7.0$  Hz, 1H), 2.16 (dt,  $J = 9.1, 4.5$  Hz, 1H), 2.07–1.99 (m, 1H), 1.95 (d,  $J = 5.8$  Hz, 1H), 1.25 (s, 2H), 0.96 (t,  $J = 7.1$  Hz, 3H), 0.80 (t,  $J = 7.4$  Hz, 3H).  **$^{13}\text{C}$  NMR (126 MHz, Chloroform- $\text{D}$ )**  $\delta$  197.3, 197.1, 165.4, 153.8, 142.4, 141.6, 141.4, 134.6, 134.4, 128.8, 128.4, 128.4, 127.8, 126.9, 122.5, 122.1, 122.0, 60.1, 48.4, 43.5, 42.3, 28.6, 22.6, 14.0, 13.7. **HRMS (ESI)  $m/z$ :**  $[\text{M} + \text{Na}]^+$  calculated for  $\text{C}_{25}\text{H}_{24}\text{O}_4\text{Na}$ , 411.1567; found 411.1566.

**Ethyl (E)-3-(2-(4-methoxyphenyl)-1',3'-dioxo-1',3'-dihydrospiro[cyclopropane-1,2'-inden]-3-yl)-3-(p-tolyl)acrylate (4u).** The precipitated product was purified with cold methanol, yield: 125 mg (89%); dr > 20 : 1; yellow solid.

**IR (neat,  $\text{cm}^{-1}$ ):** 3429, 2981, 2933, 2838, 1709, 1611, 1515, 1457, 1336, 1290, 1251, 1221, 1171, 1091, 1038, 876, 822, 740, 620, 579, 528, 501.  **$^1\text{H}$  NMR (400 MHz, Chloroform- $\text{D}$ )**  $\delta$  7.90–7.83 (m, 2H), 7.73–7.67 (m, 2H), 7.43 (d,  $J = 8.2$  Hz, 2H), 7.37–7.29 (m, 2H), 7.19–7.13 (m, 2H), 6.88 (d,  $J = 8.7$  Hz, 2H), 6.21 (d,  $J = 2.1$  Hz, 1H), 4.26 (d,  $J = 9.6, 2.1$  Hz, 1H), 3.83 (q,  $J = 7.1$  Hz, 2H), 3.77 (s, 3H), 3.38 (d,  $J = 9.6$  Hz, 1H), 2.34 (s, 3H), 0.98 (t,  $J = 7.1$  Hz, 3H).  **$^{13}\text{C}$  NMR (101 MHz, Chloroform- $\text{D}$ )**  $\delta$  195.9, 194.8, 165.4, 159.1, 153.0, 142.3, 141.6, 139.0, 137.8, 134.6, 134.2, 130.1, 129.1, 127.5, 125.4, 122.5, 122.0, 121.1, 113.6, 59.9, 55.1, 51.1, 46.0, 38.4, 21.2, 13.9. **HRMS (ESI)  $m/z$ :**  $[\text{M} + \text{Na}]^+$  calculated for  $\text{C}_{30}\text{H}_{26}\text{O}_5\text{Na}$ , 489.1672; found 489.1674.

**Ethyl (E)-3-(4-methoxyphenyl)-3-(2-(4-methoxyphenyl)-1',3'-dioxo-1',3'-dihydrospiro[cyclopropane-1,2'-inden]-3-yl)acrylate (4v).** The precipitated product was purified with cold methanol, yield: 131 mg (90%); dr > 20 : 1; yellow solid.

**IR (neat,  $\text{cm}^{-1}$ ):** 3429, 2960, 2935, 2838, 1708, 1604, 1514, 1460, 1336, 1292, 1251, 1169, 1091, 1037, 874, 833, 739, 535.  **$^1\text{H}$  NMR (400 MHz, Chloroform- $\text{D}$ )**  $\delta$  7.89–7.79 (m, 2H), 7.71 (dd,  $J = 6.0, 2.8$  Hz, 2H), 7.46 (d,  $J = 8.7$  Hz, 2H), 7.33 (d,  $J = 8.6$  Hz, 2H), 6.88 (dd,  $J = 8.8, 2.8$  Hz, 4H), 6.16 (s, 1H), 4.22 (d,  $J = 9.6$  Hz, 1H), 3.83–3.74 (m, 8H), 3.38 (d,  $J = 9.6$  Hz, 1H), 0.97 (t,  $J = 7.1$  Hz, 3H).  **$^{13}\text{C}$  NMR (101 MHz, Chloroform- $\text{D}$ )**  $\delta$  196.1, 195.1, 165.6, 160.4, 159.3, 152.7, 142.5, 141.8, 134.7, 134.3, 133.2, 130.2, 129.1, 125.5, 122.7, 122.2, 120.4, 114.0, 113.8, 60.1, 55.4, 55.3, 51.2, 46.2, 38.6, 14.0. **HRMS (ESI)  $m/z$ :**  $[\text{M} + \text{Na}]^+$  calculated for  $\text{C}_{30}\text{H}_{26}\text{O}_6\text{Na}$ , 505.1622; found 505.1621.

**Ethyl (E)-3-(3,4-dimethoxyphenyl)-3-(2-(4-methoxyphenyl)-1',3'-dioxo-1',3'-dihydrospiro[cyclopropane-1,2'-inden]-3-yl)acrylate (4w).** The precipitated product was purified with cold methanol, yield: 139 mg (92%); dr > 20 : 1; yellow solid.

**IR (neat,  $\text{cm}^{-1}$ ):** 3427, 3048, 2943, 2841, 2037, 1706, 1601, 1518, 1463, 1338, 1259, 1224, 1161, 1031, 844, 812, 750, 561, 539.  **$^1\text{H}$  NMR (500 MHz, Chloroform- $\text{D}$ )**  $\delta$  7.88–7.80 (m, 2H), 7.73–7.66 (m, 2H), 7.11 (d,  $J = 2.1$  Hz, 1H), 7.01 (d,  $J = 2.2$  Hz, 1H), 6.89–6.81 (m, 3H), 6.20 (d,  $J = 2.2$  Hz, 1H), 4.18 (d,  $J = 9.7$  Hz, 1H), 3.87 (s, 3H), 3.83–3.79 (m, 2H), 3.78 (s, 3H), 3.71 (s, 3H), 3.36 (d,  $J = 9.7$  Hz, 1H), 0.97 (t,  $J = 7.1$  Hz, 3H).  **$^{13}\text{C}$  NMR**

(101 MHz, Chloroform-D)  $\delta$  195.9, 195.0, 165.4, 159.1, 152.3, 149.8, 148.6, 142.3, 141.6, 134.6, 134.2, 133.3, 130.0, 125.3, 122.5, 122.0, 120.3, 120.1, 113.6, 110.8, 110.6, 59.9, 55.8, 55.6, 55.1, 51.1, 46.3, 38.3, 13.9. HRMS (ESI)  $m/z$ :  $[M + Na]^+$  calculated for  $C_{31}H_{28}O_7Na$ , 535.727; found 535.720.

**Ethyl (E)-3-(3-methoxyphenyl)-3-(2-(4-methoxyphenyl)-1',3'-dioxo-1',3'-dihydrospiro[cyclopropane-1,2'-inden]-3-yl)acrylate (4x).** The precipitated product was purified with cold methanol, yield: 125 mg (86%); dr > 20 : 1; orange solid.

**IR (neat,  $cm^{-1}$ ):** 3422, 2999, 2967, 2930, 2838, 1709, 1613, 1578, 1515, 1490, 1468, 1338, 1286, 1217, 1182, 1092, 1042, 871, 835, 785, 750, 689, 567, 541, 468.  **$^1H$  NMR (500 MHz, Chloroform-D)**  $\delta$  7.88–7.78 (m, 2H), 7.70 (dd,  $J$  = 5.9, 2.6 Hz, 2H), 7.31 (d,  $J$  = 8.5 Hz, 2H), 7.24 (s, 1H), 7.09 (d,  $J$  = 7.7 Hz, 1H), 6.85 (d,  $J$  = 8.5 Hz, 3H), 6.22 (s, 1H), 4.21 (d,  $J$  = 9.7 Hz, 1H), 3.81 (q,  $J$  = 7.1 Hz, 2H), 3.77 (s, 3H), 3.70 (s, 3H), 3.35 (d,  $J$  = 9.7 Hz, 1H), 0.97 (t,  $J$  = 7.1 Hz, 3H).  **$^{13}C$  NMR (101 MHz, Chloroform-D)**  $\delta$  195.9, 194.9, 165.4, 159.5, 159.2, 152.8, 142.4, 142.1, 141.7, 134.7, 134.3, 130.1, 129.5, 125.4, 122.6, 122.1, 122.0, 120.0, 115.1, 113.7, 112.7, 60.1, 55.2, 51.1, 46.1, 38.3, 13.9. HRMS (ESI)  $m/z$ :  $[M + Na]^+$  calculated for  $C_{30}H_{26}O_6Na$ , 505.1622; found 505.1619.

**Ethyl (E)-3-(4-chlorophenyl)-3-(2-(4-methoxyphenyl)-1',3'-dioxo-1',3'-dihydrospiro[cyclopropane-1,2'-inden]-3-yl)acrylate (4y).** The precipitated product was purified with cold methanol, yield: 128 mg (87%); dr > 20 : 1; white solid.

**IR (neat,  $cm^{-1}$ ):** 3427, 2969, 2841, 1710, 1614, 1517, 1451, 1331, 1285, 1256, 1174, 1092, 1036, 872, 829, 745, 671, 568, 500.  **$^1H$  NMR (500 MHz, Chloroform-D)**  $\delta$  7.85 (ddd,  $J$  = 8.5, 6.0, 3.7 Hz, 2H), 7.74–7.68 (m, 2H), 7.44 (d,  $J$  = 8.6 Hz, 2H), 7.35–7.28 (m, 4H), 6.87 (d,  $J$  = 8.6 Hz, 2H), 6.18 (s, 1H), 4.24 (d,  $J$  = 9.7 Hz, 1H), 3.84 (q,  $J$  = 7.1 Hz, 2H), 3.78 (s, 3H), 3.31 (d,  $J$  = 9.7 Hz, 1H), 0.98 (t,  $J$  = 7.1 Hz, 3H).  **$^{13}C$  NMR (101 MHz, Chloroform-D)**  $\delta$  195.9, 194.6, 165.2, 159.3, 151.9, 142.4, 141.6, 139.2, 135.0, 134.7, 134.4, 130.1, 129.0, 128.7, 125.1, 122.7, 122.3, 122.1, 113.8, 60.2, 55.2, 51.2, 45.9, 38.0, 13.9. HRMS (ESI)  $m/z$ :  $[M + Na]^+$  calculated for  $C_{29}H_{23}O_5ClNa$ , 509.1126; found 509.1131.

**Ethyl (E)-3-(4-fluorophenyl)-3-(2-(4-methoxyphenyl)-1',3'-dioxo-1',3'-dihydrospiro[cyclopropane-1,2'-inden]-3-yl)acrylate (4z).** The precipitated product was purified with cold methanol, yield: 120 mg (85%); dr > 20 : 1; orange solid.

**IR (neat,  $cm^{-1}$ ):** 3423, 3066, 2975, 2842, 2051, 1894, 1711, 1607, 1513, 1454, 1329, 1280, 1171, 1092, 1032, 870, 832, 743, 572, 525.  **$^1H$  NMR (500 MHz, Chloroform-D)**  $\delta$  7.88–7.81 (m, 2H), 7.75–7.69 (m, 2H), 7.49 (dd,  $J$  = 8.4, 5.3 Hz, 2H), 7.31 (d,  $J$  = 8.2 Hz, 2H), 7.05 (t,  $J$  = 8.4 Hz, 2H), 6.87 (d,  $J$  = 8.3 Hz, 2H), 6.16 (s, 1H), 4.23 (d,  $J$  = 9.6 Hz, 1H), 3.84 (q,  $J$  = 7.1 Hz, 2H), 3.79 (s, 3H), 3.31 (d,  $J$  = 9.6 Hz, 1H), 0.99 (t,  $J$  = 7.1 Hz, 3H).  **$^{13}C$  NMR (101 MHz, Chloroform-D)**  $\delta$  196.0, 194.6, 165.2, 164.3, 161.8, 159.2, 152.0, 141.9 (d,  $J$  = 75.9 Hz), 136.8, 136.8, 134.5 (d,  $J$  = 36.2 Hz), 130.1, 129.5 (d,  $J$  = 8.2 Hz), 125.1, 122.4 (d,  $J$  = 58.2 Hz), 121.9, 115.5 (d,  $J$  = 21.9 Hz), 113.7, 60.1, 55.1, 51.2, 45.9, 38.2, 13.9.  **$^{19}F$  NMR (376 MHz, Chloroform-D)**  $\delta$  -111.94. HRMS (ESI)  $m/z$ :  $[M + Na]^+$  calculated for  $C_{29}H_{23}O_5FNa$ , 493.1422; found 493.1426.

**Methyl (E)-3-(1',3'-dioxo-2-phenyl-1',3'-dihydrospiro[cyclopropane-1,2'-inden]-3-yl)-3-(2-fluorophenyl)acrylate (4aa).** The precipitated product was purified with cold methanol, yield: 114 mg (83%); dr > 20 : 1; orange solid.

**IR (neat,  $cm^{-1}$ ):** 3425, 3066, 2975, 2842, 2051, 1894, 1710, 1607, 1513, 1454, 1329, 1280, 1171, 1092, 1032, 870, 832, 743, 572, 525.  **$^1H$  NMR (400 MHz, Chloroform-D)**  $\delta$  7.85 (s, 2H), 7.78–7.68 (m, 2H), 7.53–7.45 (m, 2H), 7.36 (td,  $J$  = 5.1, 3.2 Hz, 5H), 7.02 (t,  $J$  = 8.7 Hz, 2H), 6.22 (s, 1H), 4.23 (d,  $J$  = 9.5 Hz, 1H), 3.38 (s, 4H).  **$^{13}C$  NMR (101 MHz, Chloroform-D)**  $\delta$  195.8, 194.9, 165.9, 153.2, 142.12 (d,  $J$  = 64.1 Hz), 140.7, 134.73 (d,  $J$  = 28.3 Hz), 130.73 (d,  $J$  = 8.2 Hz), 129.2, 127.7, 122.56 (d,  $J$  = 46.2 Hz), 121.9, 115.38 (d,  $J$  = 21.4 Hz), 51.4, 50.8, 45.3, 38.7. **NMR (376 MHz, Chloroform-D)**  $\delta$  -113.88. HRMS (ESI)  $m/z$ :  $[M + Na]^+$  calculated for  $C_{28}H_{21}O_5FNa$ , 479.1265; found 479.1262.

**Methyl (E)-3-(2-(4-methoxyphenyl)-1',3'-dioxo-1',3'-dihydrospiro[cyclopropane-1,2'-inden]-3-yl)-3-(quinolin-6-yl)acrylate (4ab).** The precipitated product was purified with cold methanol, yield: 53 mg (35%); dr > 20 : 1; green solid.

**IR (neat,  $cm^{-1}$ ):** 3427, 3054, 2951, 2840, 1710, 1612, 1516, 1458, 1436, 1291, 1251, 1168, 1121, 1090, 1038, 888, 838, 800, 738, 615, 566, 530, 480.  **$^1H$  NMR (400 MHz, Chloroform-D)**  $\delta$  8.94–8.86 (m, 1H), 8.15–8.05 (m, 2H), 7.98 (s, 1H), 7.86 (dq,  $J$  = 4.9, 1.8, 1.4 Hz, 1H), 7.84–7.80 (m, 2H), 7.74–7.68 (m, 2H), 7.41–7.36 (m, 1H), 7.35–7.30 (m, 2H), 6.87 (d,  $J$  = 9.0 Hz, 2H), 6.33 (s, 1H), 4.31 (d,  $J$  = 9.7 Hz, 1H), 3.77 (s, 3H), 3.39 (s, 3H), 3.34 (d,  $J$  = 9.7 Hz, 1H).  **$^{13}C$  NMR (101 MHz, Chloroform-D)**  $\delta$  196.0, 194.7, 165.6, 159.3, 152.7, 151.1, 148.2, 142.4, 141.7, 138.9, 136.7, 134.8, 134.5, 130.1, 129.7, 128.8, 128.0, 127.2, 125.1, 122.8, 122.7, 122.2, 121.7, 113.8, 55.2, 51.5, 51.3, 46.1, 38.3. HRMS (ESI)  $m/z$ :  $[M + Na]^+$  calculated for  $C_{31}H_{23}O_5NNa$ , 512.1468; found 512.1466.

**Benzyl (E)-3-(2-(4-methoxyphenyl)-1',3'-dioxo-1',3'-dihydrospiro[cyclopropane-1,2'-inden]-3-yl)-3-phenylacrylate (4ac).** Purified the precipitated product with cold methanol, yield: 135 mg (87%); dr > 20 : 1; yellow solid.

**IR (neat,  $cm^{-1}$ ):** 3428, 3060, 3033, 2935, 2838, 1709, 1613, 1516, 1452, 1341, 1291, 1251, 1160, 1089, 1036, 877, 826, 739, 699, 621, 564, 539.  **$^1H$  NMR (400 MHz, Chloroform-D)**  $\delta$  7.87 (s, 1H), 7.81 (s, 1H), 7.72 (s, 2H), 7.52 (d,  $J$  = 2.3 Hz, 2H), 7.38–7.34 (m, 4H), 7.33 (s, 1H), 7.25 (d,  $J$  = 2.3 Hz, 3H), 7.14 (d,  $J$  = 2.4 Hz, 2H), 6.89 (d,  $J$  = 8.7 Hz, 2H), 6.28 (s, 1H), 4.87 (s, 2H), 4.30 (d,  $J$  = 9.6 Hz, 1H), 3.80 (s, 3H), 3.38 (d,  $J$  = 9.6 Hz, 1H).  **$^{13}C$  NMR (101 MHz, Chloroform-D)**  $\delta$  196.0, 194.9, 165.1, 159.2, 154.3, 142.4, 141.7, 140.7, 135.9, 134.7, 134.3, 130.2, 129.1, 128.5, 128.4, 128.2, 128.1, 127.7, 125.4, 122.7, 122.2, 121.4, 113.8, 65.8, 55.2, 51.3, 46.1, 38.4. HRMS (ESI)  $m/z$ :  $[M + Na]^+$  calculated for  $C_{34}H_{26}O_5Na$ , 537.1672; found 537.1670.

**2-(Trimethylsilyl)ethyl (E)-3-(2-(4-methoxyphenyl)-1',3'-dioxo-1',3'-dihydrospiro[cyclopropane-1,2'-inden]-3-yl)-3-phenylacrylate (4ad).** Purified the precipitated product with cold methanol, yield: 139 mg (88%); dr > 20 : 1; orange solid.

**IR (neat,  $cm^{-1}$ ):** 3431, 2954, 2840, 1711, 1686, 1585, 1589, 1514, 1435, 1347, 1315, 1270, 1250, 1163, 1082, 1034, 862, 837, 775, 737, 698, 564, 532.  **$^1H$  NMR (500 MHz, Chloroform-D)**  $\delta$  7.86 (d,  $J$  = 1.2 Hz, 2H), 7.77–7.66 (m, 2H), 7.51 (dd,  $J$  = 7.1, 2.5



Hz, 2H), 7.40–7.28 (m, 5H), 6.87 (d,  $J$  = 8.7 Hz, 2H), 6.19 (d,  $J$  = 2.1 Hz, 1H), 4.26 (d,  $J$  = 9.6 Hz, 1H), 3.93–3.84 (m, 2H), 3.80 (s, 3H), 3.35 (d,  $J$  = 9.6 Hz, 1H), 0.75 (ddd,  $J$  = 13.7, 11.1, 5.9 Hz, 1H), 0.62 (ddd,  $J$  = 13.7, 11.1, 5.9 Hz, 1H), –0.08 (s, 9H).  $^{13}\text{C}$  NMR (101 MHz, Chloroform- $\text{D}$ )  $\delta$  195.8, 194.8, 165.5, 159.1, 152.8, 142.4, 141.7, 140.8, 137.2, 135.0, 134.5, 134.2, 130.1, 128.9, 128.4, 127.6, 125.3, 123.0, 123.0, 122.6, 122.2, 122.0, 114.3, 113.7, 62.2, 55.1, 51.1, 46.0, 38.5, 17.0, –1.6. HRMS (ESI)  $m/z$ :  $[\text{M} + \text{Na}]^+$  calculated for  $\text{C}_{32}\text{H}_{32}\text{O}_5\text{SiNa}$ , 547.1911; found 547.1909.

**Allyl (*E*)-3-(2-(4-methoxyphenyl)-1',3'-dioxo-1',3'-dihydrospiro[cyclopropane-1,2'-inden]-3-yl)-3-phenylacrylate (4ae).** Purified the precipitated product with cold methanol, yield: 118 mg (84%); dr > 20 : 1; white solid.

**IR (neat,  $\text{cm}^{-1}$ ):** 3429, 2954, 2840, 1710, 1686, 1585, 1589, 1514, 1435, 1347, 1315, 1270, 1250, 1163, 1082, 1034, 862, 837, 775, 737, 698, 564, 532.  $^1\text{H}$  NMR (400 MHz, Chloroform- $\text{D}$ )  $\delta$  7.91–7.80 (m, 2H), 7.71 (d,  $J$  = 8.5 Hz, 2H), 7.58–7.50 (m, 2H), 7.34 (dd,  $J$  = 12.0, 7.9 Hz, 5H), 6.88 (s, 2H), 6.26 (d,  $J$  = 2.1 Hz, 1H), 5.64 (dd,  $J$  = 17.2, 10.4 Hz, 1H), 5.14–4.97 (m, 2H), 4.35–4.26 (m, 3H), 3.78 (d,  $J$  = 0.9 Hz, 3H), 3.37 (d,  $J$  = 9.6 Hz, 1H).  $^{13}\text{C}$  NMR (101 MHz, Chloroform- $\text{D}$ )  $\delta$  195.9, 194.7, 164.9, 159.2, 153.8, 142.4, 141.6, 140.7, 134.6, 134.3, 131.9, 130.1, 129.0, 128.5, 127.6, 125.3, 122.6, 122.1, 121.5, 118.0, 113.7, 64.7, 55.1, 51.1, 46.0, 38.3. HRMS (ESI)  $m/z$ :  $[\text{M} + \text{Na}]^+$  calculated for  $\text{C}_{30}\text{H}_{24}\text{O}_5\text{Na}$ , 487.1516; found 487.1511.

**Cyclohexyl (*E*)-3-(2-(4-methoxyphenyl)-1',3'-dioxo-1',3'-dihydrospiro[cyclopropane-1,2'-inden]-3-yl)-3-phenylacrylate (4af).** The precipitated product was purified with cold methanol, yield: 131 mg (86%); dr > 20 : 1; orange solid.

**IR (neat,  $\text{cm}^{-1}$ ):** 3429, 3058, 2936, 2858, 1708, 1614, 1516, 1450, 1346, 1290, 1251, 1176, 1121, 1090, 1038, 968, 928, 882, 824, 738, 699, 621, 564, 539.  $^1\text{H}$  NMR (400 MHz, Chloroform- $\text{D}$ )  $\delta$  7.89–7.82 (m, 2H), 7.70 (d,  $J$  = 3.2 Hz, 2H), 7.56–7.51 (m, 2H), 7.37–7.31 (m, 5H), 6.87 (d,  $J$  = 8.7 Hz, 2H), 6.22 (d,  $J$  = 2.1 Hz, 1H), 4.45 (dt,  $J$  = 9.1, 4.9 Hz, 1H), 4.31 (d,  $J$  = 9.7 Hz, 1H), 3.78 (s, 3H), 3.36 (d,  $J$  = 9.7 Hz, 1H), 1.72–1.58 (m, 2H), 1.54–1.48 (m, 1H), 1.42 (s, 1H), 1.30 (s, 1H), 1.27–1.20 (m, 2H), 1.14–1.05 (m, 3H).  $^{13}\text{C}$  NMR (101 MHz, Chloroform- $\text{D}$ )  $\delta$  196.0, 194.8, 164.8, 159.1, 152.7, 142.4, 141.6, 140.8, 134.6, 134.1, 130.1, 128.9, 128.4, 127.6, 125.4, 122.7, 122.4, 122.0, 113.7, 72.2, 55.1, 51.1, 46.0, 38.5, 31.4, 31.0, 25.2, 23.7, 23.6. HRMS (ESI)  $m/z$ :  $[\text{M} + \text{Na}]^+$  calculated for  $\text{C}_{33}\text{H}_{30}\text{O}_5\text{Na}$ , 529.1985; found 529.1980.

***tert*-Butyl (*E*)-3-(2-(4-methoxyphenyl)-1',3'-dioxo-1',3'-dihydrospiro[cyclopropane-1,2'-inden]-3-yl)-3-phenylacrylate (4ag).** The precipitated product was purified with cold methanol, yield: 112 mg (77%); dr > 20 : 1; white solid.

**IR (neat,  $\text{cm}^{-1}$ ):** 3430, 3058, 2975, 2930, 1708, 1613, 1517, 1454, 1348, 1251, 1220, 1150, 1090, 1037, 869, 824, 775, 739, 698, 564, 539.  $^1\text{H}$  NMR (400 MHz, Chloroform- $\text{D}$ )  $\delta$  7.84 (d,  $J$  = 10.6 Hz, 2H), 7.69 (d,  $J$  = 1.9 Hz, 2H), 7.52 (s, 2H), 7.34 (d,  $J$  = 3.1 Hz, 5H), 6.88 (dd,  $J$  = 8.4, 1.4 Hz, 2H), 6.16 (s, 1H), 4.29 (d,  $J$  = 9.7 Hz, 1H), 3.80 (s, 3H), 3.32 (d,  $J$  = 9.7 Hz, 1H), 1.10 (s, 9H).  $^{13}\text{C}$  NMR (101 MHz, Chloroform- $\text{D}$ )  $\delta$  196.3, 195.2, 164.9, 159.2, 151.8, 142.7, 141.7, 140.9, 134.6, 134.1, 130.2, 128.9,

128.6, 127.7, 125.7, 123.5, 122.7, 122.1, 113.8, 80.1, 55.3, 51.0, 45.9, 38.9, 27.7. HRMS (ESI)  $m/z$ :  $[\text{M} + \text{Na}]^+$  calculated for  $\text{C}_{31}\text{H}_{28}\text{O}_5\text{Na}$ , 503.1829; found 503.1823.

**(1*R*,2*S*,4*R*)-2-Isopropyl-4-methylcyclohexyl (*E*)-3-(2-(4-methoxyphenyl)-1',3'-dioxo-1',3'-dihydrospiro[cyclopropane-1,2'-inden]-3-yl)-3-phenylacrylate (4ah).** The precipitated product was purified with cold methanol, yield: 144 mg (85%); dr = 1 : 1; white solid.

**IR (neat,  $\text{cm}^{-1}$ ):** 3428, 2952, 2869, 1709, 1621, 1517, 1453, 1350, 1331, 1290, 1251, 1221, 1173, 1089, 1040, 988, 882, 826, 775, 746, 697, 620, 564, 538.  $^1\text{H}$  NMR (500 MHz, Chloroform- $\text{D}$ )  $\delta$  7.82 (s, 2H), 7.77–7.67 (m, 2H), 7.53 (dt,  $J$  = 5.3, 2.8 Hz, 2H), 7.39–7.28 (m, 5H), 6.87 (d,  $J$  = 8.2 Hz, 2H), 6.20 (d,  $J$  = 20.1 Hz, 1H), 4.49–4.35 (m, 1H), 4.32 (d,  $J$  = 9.6 Hz, 1H), 3.80 (s, 3H), 3.33 (d,  $J$  = 9.6 Hz, 1H), 1.83–1.70 (m, 1H), 1.61–1.49 (m, 3H), 1.37–1.12 (m, 3H), 0.89–0.58 (m, 10H), 0.23 (d,  $J$  = 6.9 Hz, 1H).  $^{13}\text{C}$  NMR (101 MHz, Chloroform- $\text{D}$ )  $\delta$  196.2, 195.0, 165.1, 165.0, 159.3, 152.9, 141.8, 140.9, 134.7, 134.3, 130.3, 129.1, 128.6, 127.9, 127.7, 125.6, 122.9, 122.3, 122.1, 113.8, 74.1, 55.3, 51.1, 46.7, 46.3, 40.0, 38.7, 34.3, 31.2, 26.4, 23.6, 22.1, 20.7, 16.5. HRMS (ESI)  $m/z$ :  $[\text{M} + \text{Na}]^+$  calculated for  $\text{C}_{37}\text{H}_{38}\text{O}_5\text{Na}$ , 585.2611; found 585.2605.

**(*Z*)-3,7-Dimethylocta-2,6-dien-1-yl (*E*)-3-(2-(4-methoxyphenyl)-1',3'-dioxo-1',3'-dihydrospiro[cyclopropane-1,2'-inden]-3-yl)-3-phenylacrylate (4ai).** The precipitated product was purified with cold methanol, yield: 140 mg (83%); dr > 20 : 1; orange solid.

**IR (neat,  $\text{cm}^{-1}$ ):** 3432, 2927, 1709, 1614, 1516, 1447, 1335, 1252, 1222, 1165, 1089, 1037, 965, 879, 827, 749, 699, 618, 563, 539.  $^1\text{H}$  NMR (400 MHz, Chloroform- $\text{D}$ )  $\delta$  7.86 (d,  $J$  = 1.8 Hz, 2H), 7.72 (s, 2H), 7.52 (s, 2H), 7.35 (s, 5H), 6.91–6.84 (m, 2H), 6.23 (s, 1H), 5.13–4.99 (m, 2H), 4.35–4.24 (m, 3H), 3.79 (s, 3H), 3.37 (d,  $J$  = 9.8 Hz, 1H), 1.97 (s, 3H), 1.66 (d,  $J$  = 4.9 Hz, 6H), 1.57 (s, 3H), 1.33–1.28 (m, 1H).  $^{13}\text{C}$  NMR (101 MHz, Chloroform- $\text{D}$ )  $\delta$  196.0, 194.9, 165.4, 159.2, 153.3, 142.5, 142.2, 142.1, 141.8, 140.8, 134.6, 134.3, 132.0, 130.2, 129.0, 128.5, 127.7, 125.5, 123.7, 122.7, 122.1, 122.0, 119.1, 113.8, 60.8, 55.2, 51.2, 46.1, 38.4, 32.0, 26.6, 25.7, 23.5, 17.7. HRMS (ESI)  $m/z$ :  $[\text{M} + \text{Na}]^+$  calculated for  $\text{C}_{37}\text{H}_{36}\text{O}_5\text{Na}$ , 583.2455; found 583.2459.

**Methyl (*E*)-3-(2-(benzoyl-3-phenylcyclopropyl)-3-phenylacrylate (6a).** The product was purified using flash column chromatography (Biotage flash chromatography gradient purification: EtOAc/*n*-hexane = 1 : 5), yield: 92 mg (79%); dr > 20 : 1; white solid.

**IR (neat,  $\text{cm}^{-1}$ ):** 3406, 3061, 3029, 2944, 1711, 1660, 1609, 1492, 1446, 1429, 1374, 1337, 1275, 1226, 1170, 1078, 999, 914, 862, 772, 743, 697, 582, 529, 483.  $^1\text{H}$  NMR (500 MHz, Chloroform- $\text{D}$ )  $\delta$  7.98 (d,  $J$  = 7.5 Hz, 2H), 7.44 (dd,  $J$  = 20.8, 7.7 Hz, 6H), 7.37–7.31 (m, 5H), 7.23 (d,  $J$  = 6.5 Hz, 2H), 6.11 (s, 1H), 3.67 (dd,  $J$  = 9.2, 5.3 Hz, 1H), 3.52 (ddd,  $J$  = 9.4, 7.7, 1.9 Hz, 1H), 3.46 (s, 3H), 2.82 (dd,  $J$  = 7.8, 5.3 Hz, 1H).  $^{13}\text{C}$  NMR (101 MHz, Chloroform- $\text{D}$ )  $\delta$  196.4, 166.4, 156.3, 141.9, 139.7, 138.3, 132.7, 128.8, 128.8, 128.5, 128.4, 128.3, 127.8, 126.9, 126.4, 120.4, 51.1, 38.9, 35.9, 35.6. HRMS (ESI)  $m/z$ :  $[\text{M} + \text{Na}]^+$  calculated for  $\text{C}_{26}\text{H}_{22}\text{O}_3\text{Na}$ , 405.1461; found 405.1459.

**Methyl (*E*)-3-(2-(benzoyl-3-(4-methoxyphenyl) cyclopropyl)-3-phenylacrylate (6b).** The product was purified using flash



column chromatography (Biotage flash chromatography gradient purification: EtOAc/*n*-hexane = 1 : 5), yield: 96 mg (76%); dr > 20 : 1; white solid.

**IR** (neat,  $\text{cm}^{-1}$ ): 3404, 3061, 3029, 2944, 1705, 1660, 1609, 1492, 1446, 1429, 1374, 1337, 1275, 1226, 1170, 1078, 999, 914, 862, 772, 743, 697, 582, 529, 483.  **$^1\text{H}$  NMR** (500 MHz, Chloroform-*D*)  $\delta$  8.07–8.02 (m, 2H), 7.52 (s, 3H), 7.45 (s, 2H), 7.38 (s, 3H), 7.21 (s, 2H), 6.94–6.91 (m, 2H), 6.17 (d,  $J$  = 2.1 Hz, 1H), 3.81 (s, 3H), 3.70–3.65 (m, 1H), 3.54 (t,  $J$  = 8.5 Hz, 1H), 3.50 (s, 3H), 2.88–2.83 (m, 1H).  **$^{13}\text{C}$  NMR** (126 MHz, Chloroform-*D*)  $\delta$  196.2, 166.2, 158.6, 156.2, 141.8, 138.3, 132.5, 131.6, 128.6, 128.3, 128.3, 128.2, 127.7, 127.4, 120.2, 114.1, 55.2, 50.9, 38.8, 35.3, 35.2. **HRMS (ESI)  $m/z$** :  $[\text{M} + \text{Na}]^+$  calculated for  $\text{C}_{27}\text{H}_{24}\text{O}_4\text{Na}$ , 435.1567; found 435.1571.

**Ethyl (*E*)-3-(2-(4-bromobenzoyl)-3-phenylcyclopropyl)-3-phenylacrylate (6c)**. The product was purified using flash column chromatography (Biotage flash chromatography gradient purification: EtOAc/*n*-hexane = 1 : 5), yield: 110 mg (78%); dr > 20 : 1; orange solid.

**IR** (neat,  $\text{cm}^{-1}$ ): 3394, 3090, 3059, 2983, 1706, 1662, 1611, 1582, 1490, 1434, 1374, 1271, 1222, 1174, 1070, 1022, 860, 809, 766, 697, 621, 582, 533, 481, 582.  **$^1\text{H}$  NMR** (500 MHz, Chloroform-*D*)  $\delta$  7.86 (d,  $J$  = 8.4 Hz, 2H), 7.54 (d,  $J$  = 8.4 Hz, 2H), 7.43 (d,  $J$  = 1.9 Hz, 2H), 7.38–7.30 (m, 5H), 7.28–7.19 (m, 3H), 6.10 (s, 1H), 3.98 (d,  $J$  = 7.1 Hz, 1H), 3.91 (d,  $J$  = 7.1 Hz, 1H), 3.61 (dd,  $J$  = 9.2, 5.3 Hz, 1H), 3.53 (t,  $J$  = 7.8 Hz, 1H), 2.85–2.78 (m, 1H), 1.09 (t,  $J$  = 7.2 Hz, 3H).  **$^{13}\text{C}$  NMR** (126 MHz, Chloroform-*D*)  $\delta$  195.2, 165.8, 155.8, 141.7, 139.5, 137.0, 131.6, 130.0, 128.8, 128.7, 128.3, 127.8, 127.7, 127.0, 126.3, 120.9, 59.9, 38.8, 35.9, 35.7, 14.1. **HRMS (ESI)  $m/z$** :  $[\text{M} + \text{Na}]^+$  calculated for  $\text{C}_{27}\text{H}_{23}\text{O}_3\text{BrNa}$ , 497.0723; found 497.0720.

**Cyclohexyl (*E*)-3-(2-benzoyl-3-phenylcyclopropyl)-3-phenylacrylate (6d)**. The product was purified using flash column chromatography (Biotage flash chromatography gradient purification: EtOAc/*n*-hexane = 1 : 5), yield: 120 mg (77%); dr > 20 : 1; white solid.

**IR** (neat,  $\text{cm}^{-1}$ ): 3441, 3060, 3029, 2933, 2857, 1706, 1668, 1614, 1495, 1449, 1371, 1266, 1219, 1173, 1078, 1018, 872, 750, 697, 534.  **$^1\text{H}$  NMR** (500 MHz, Chloroform-*D*)  $\delta$  7.91 (d,  $J$  = 7.2 Hz, 2H), 7.37 (d,  $J$  = 7.1 Hz, 3H), 7.29 (s, 2H), 7.23 (dd,  $J$  = 14.1, 7.2 Hz, 5H), 7.14 (s, 3H), 6.00 (s, 1H), 4.45 (s, 1H), 3.60 (ddd,  $J$  = 8.4, 5.3, 2.2 Hz, 1H), 3.47 (s, 1H), 2.74 (s, 1H), 1.68 (d,  $J$  = 5.7 Hz, 1H), 1.60–1.52 (m, 1H), 1.45–1.32 (m, 2H), 1.17 (s, 3H), 1.04–0.94 (m, 2H), 0.77 (dt,  $J$  = 15.1, 7.8 Hz, 1H).  **$^{13}\text{C}$  NMR** (126 MHz, Chloroform-*D*)  $\delta$  196.1, 165.3, 155.6, 141.9, 139.8, 138.1, 132.6, 128.7, 128.6, 128.5, 128.5, 128.5, 128.3, 128.3, 128.3, 128.2, 128.2, 127.7, 126.8, 126.3, 121.4, 72.2, 38.8, 35.8, 35.7, 31.7, 31.3, 25.4, 23.8, 23.7. **HRMS (ESI)  $m/z$** :  $[\text{M} + \text{Na}]^+$  calculated for  $\text{C}_{31}\text{H}_{30}\text{O}_3\text{Na}$ , 473.2087; found 473.2085.

**(1*R*,2*S*,5*R*)-2-Isopropyl-5-methylcyclohexyl (*E*)-3-(2-benzoyl-3-phenylcyclopropyl)-3-phenylacrylate (6e)**. The product was purified using flash column chromatography (Biotage flash chromatography gradient purification: EtOAc/*n*-hexane = 1 : 5), yield: 114 mg (74%); dr = 1 : 1; white solid.

**HRMS (ESI)  $m/z$** :  $[\text{M} + \text{Na}]^+$  calculated for  $\text{C}_{35}\text{H}_{38}\text{O}_3\text{Na}$ , 529.2713; found 529.2713.

**Ethyl (*E*)-3-(1'-hydroxy-2-(4-methoxyphenyl)-3'-oxo-1',3'-dihydrospiro[cyclopropane-1,2'-inden]-3-yl)-3-phenylacrylate (8)**. The product is purified using flash column chromatography (Biotage flash chromatography gradient purification: EtOAc/*n*-hexane = 1 : 4), yield: 100 mg (71%); yellow liquid.

**$^1\text{H}$  NMR** (400 MHz, Chloroform-*D*)  $\delta$  7.72 (d,  $J$  = 0.9 Hz, 1H), 7.62 (d,  $J$  = 1.7 Hz, 2H), 7.53–7.49 (m, 2H), 7.38–7.34 (m, 3H), 7.28–7.23 (m, 3H), 6.91 (d,  $J$  = 8.8 Hz, 2H), 6.18 (d,  $J$  = 2.2 Hz, 1H), 5.14 (d,  $J$  = 11.7 Hz, 1H), 4.71 (d,  $J$  = 11.7 Hz, 1H), 3.81 (s, 5H), 3.70–3.66 (m, 1H), 2.86 (d,  $J$  = 8.5 Hz, 1H), 0.98 (t,  $J$  = 7.1 Hz, 3H).  **$^{13}\text{C}$  NMR** (101 MHz, Chloroform-*D*)  $\delta$  199.5, 166.9, 158.9, 156.9, 155.1, 141.5, 136.2, 134.8, 129.1, 129.0, 128.9, 128.6, 128.5, 128.0, 126.3, 122.3, 120.4, 114.3, 69.3, 60.6, 55.4, 53.8, 40.5, 34.6, 13.9. **HRMS (ESI)  $m/z$** :  $[\text{M} + \text{Na}]^+$  calculated for  $\text{C}_{29}\text{H}_{24}\text{O}_4\text{Na}$ , 459.1567; found 459.1570.

**Methyl (*E*)-4-(dimethyl(oxo)-16-sulfaneylidene)-5-oxo-5-phenylpent-2-enoate (1r)**.  **$^1\text{H}$  NMR** (500 MHz, Chloroform-*D*)  $\delta$  7.64 (d,  $J$  = 15.7 Hz, 1H), 7.57–7.52 (m, 2H), 7.44–7.39 (m, 2H), 5.60 (d,  $J$  = 15.7 Hz, 1H), 3.69–3.57 (m, 9H).  **$^{13}\text{C}$  NMR** (101 MHz, Chloroform-*D*)  $\delta$  187.9, 169.1, 139.7, 138.0, 131.0, 128.6, 128.1, 103.2, 88.5, 51.1, 43.5. **HRMS (ESI)  $m/z$** :  $[\text{M} + \text{H}]^+$  calculated for  $\text{C}_{14}\text{H}_{17}\text{O}_4\text{S}$ , 281.0842; found 281.0841.

## Author contributions

The manuscript was written with contributions from all authors. All authors have approved the final version of the manuscript. JV designed the project. SD and AP did all the experimental work reported in this manuscript. DKG performed the computation under the supervision of TK.

## Data availability

Electronic supplementary information (ESI) comprises experimental procedures, characterisation of new compounds, crystallographic data submitted as CCDC 2349128 (compound **4l**) and CCDC 2349131 (compound **6a**), and computational procedures.

## Conflicts of interest

The authors declare no competing financial interest.

## Acknowledgements

This work was supported by the Science and Engineering Research Board (CRG/2023/000584). SD thanks IIT Delhi for the institutional fellowship. DKG thanks MHRD (Govt. of India) for a PMRF Fellowship. We also thank the IIT Delhi HPC facility for computer resources and CRF for providing the instrumentation facility. We gratefully acknowledge Haribrahma Singh for assisting with X-ray crystallography.

## References

- (a) H. Chen, Z. Zhang, L. Wang, Z. Huang, F. Gong, X. Li, Y. Chen and J. J. Wu, *Medicine*, 2020, **99**, e23357; (b) Z. Zhang, S. Wang, X. Tu, X. Peng, Y. Huang, L. Wang, W. Ju, J. Rao, X. Li, D. Zhu, H. Sun and H. Chen, *J. Med. Virol.*, 2020, **92**, 2631.
- (a) A. R. Ravula and S. Yenugu, *Crit. Rev. Toxicol.*, 2021, **51**, 117; (b) C. Hodosan, C. E. Gird, M. V. Ghica, C. E. Dinu-Pirvu, L. Istor, I. S. Barbuica, S. C. Marin, A. Mihalache and L. Popa, *Plants*, 2023, **12**, 4022; (c) D. B. Lybrand, H. Xu, R. L. Last and E. Pichersky, *Trends Plant Sci.*, 2020, **25**, 1240; (d) R. Faust, *Angew. Chem., Int. Ed.*, 2001, **40**, 2251.
- (a) M. Meazza, H. Guo and R. Rios, *Org. Biomol. Chem.*, 2017, **15**, 2479; (b) J. Wang, S. A. Blaszczyk, X. Li and W. Tang, *Chem. Rev.*, 2021, **121**, 110; (c) K. N. Houk, M. Nendel, O. Wiest and J. W. Storer, *J. Am. Chem. Soc.*, 1997, **119**, 10545; (d) M. Rubin, M. Rubina and V. Gevorgyan, *Chem. Rev.*, 2007, **107**, 3117; (e) L. Jiao and Z. X. Yu, *J. Org. Chem.*, 2013, **78**, 6842; (f) K. M. Allegre, N. Brennan and J. A. Tunge, *Org. Lett.*, 2018, **20**, 4191; (g) Y. Cohen, A. U. Augustin, L. Levy, P. G. Jones, D. B. Werz and I. Marek, *Angew. Chem., Int. Ed.*, 2021, **60**, 11804.
- J. Bruffaerts, D. Pierrot and I. Marek, *Nat. Chem.*, 2018, **10**, 1164.
- (a) J. Vaitla, A. Bayer and K. H. Hopmann, *Angew. Chem., Int. Ed.*, 2018, **57**, 16180; (b) J. Vaitla, A. Bayer and K. H. Hopmann, *Synlett*, 2019, 1377; (c) D. S. Davas, D. K. Gopalakrishnan, D. Kumar and J. Vaitla, *Org. Lett.*, 2022, **24**, 8359; (d) D. K. Gopalakrishnan, S. Panigrahi, R. Sen and J. Vaitla, *Org. Lett.*, 2023, **25**, 1519.
- R. Sen, S. Bhardwaj, K. Bar, S. Deshwal and J. Vaitla, *Chem. Commun.*, 2023, **59**, 12411.
- S. Deshwal, D. S. Davas, S. Bhardwaj and J. Vaitla, *Org. Lett.*, 2024, **26**, 809.
- (a) S. Kumar, D. S. Davas, K. Bar, D. K. Gopalakrishnan, D. Kumar, T. Karmakar and J. Vaitla, *Org. Lett.*, 2023, **25**, 7906; (b) D. S. Davas, D. K. Gopalakrishnan, K. Bar, S. Kumar, T. Karmakar and J. Vaitla, *Org. Lett.*, 2023, **25**, 8992; (c) D. S. Davas, D. K. Gopalakrishnan, S. Kumar, Anmol, T. Karmakar and J. Vaitla, *JACS Au*, 2024, **4**, 1073.
- (a) A. Anand, J. Yenagi, J. Tonannavar and M. V. Kulkarni, *Green Chem.*, 2016, **18**, 2201; (b) Q. Chen, Y. Pan, D. Zhao, W. Yang and J. Zheng, *RSC Adv.*, 2020, **10**, 21895.
- B. Ganem, *Acc. Chem. Res.*, 2009, **42**, 463.
- (a) W. Kirmse, P. van Chiem and P.-G. Henning, *Tetrahedron*, 1985, **41**, 1441; (b) H. M. L. Davies and D. K. Hutcheson, *Tetrahedron Lett.*, 1993, **34**, 7243.
- M. J. Gonzalez, J. Gonzalez, L. A. Lopez and R. Vicente, *Angew. Chem., Int. Ed.*, 2015, **54**, 12139.
- (a) H. Jiang, X. Deng, X. Sun, Y. Tang and L. X. Dai, *J. Org. Chem.*, 2005, **70**, 10202; (b) X. L. Sun and Y. Tang, *Acc. Chem. Res.*, 2008, **41**, 937.
- M. Mendel, L. Gnagi, U. Dabranskaya and F. Schoenebeck, *Angew. Chem., Int. Ed.*, 2023, **62**, e202211167.
- A. Delbrassinne, M. Richald, J. Janssens and R. Robiette, *Eur. J. Org. Chem.*, 2021, 2862.
- A. Krief, L. Hevesi, G. Chaboteaux, P. Mathy, M. Sevrin and M. J. De Vos, *J. Chem. Soc., Chem. Commun.*, 1985, 1693.
- (a) M. J. Johansson, D. J. Gorin, S. T. Staben and F. D. Toste, *J. Am. Chem. Soc.*, 2005, **127**, 18002; (b) B. Herle, P. M. Holstein and A. M. Echavarren, *ACS Catal.*, 2017, **7**, 3668.
- S. Bhardwaj, D. K. Gopalakrishnan, D. Garg and J. Vaitla, *JACS Au*, 2023, **3**, 252.
- F. Gao and Y. Huang, *Adv. Synth. Catal.*, 2014, **356**, 2422.
- (a) Z. Karimi, X. Wei, J. Liu and B. Wang, *Tetrahedron Lett.*, 2024, 137; (b) P. Suresh, S. P. Kumari, S. M. K. Reddy, S. P. Anthony, S. Thamotharan and S. S. Ganesan, *New J. Chem.*, 2022, **46**, 20951.
- (a) Y. Wang, S.-R. Zhang, Y. Wang, L.-B. Qu and D. Wei, *Org. Chem. Front.*, 2018, **5**, 2065; (b) M. Faltracco, V. Sukowski, M. van Druenen, T. A. Hamlin, F. M. Bickelhaupt and E. Ruijter, *J. Org. Chem.*, 2020, **85**, 9566; (c) B. K. Mishra and R. Venkatnarayan, *Theor. Chem. Acc.*, 2018, **137**, 72; (d) A. Changotra and R. B. Sunoj, *Org. Lett.*, 2016, **18**, 3730; (e) Y. Jin, B. Ramadoss, S. Asako and L. Ilies, *Nat. Commun.*, 2024, **15**, 2886.
- S. Boncel, M. Mączka and K. Z. Walczak, *Tetrahedron*, 2010, **66**, 8450.
- Y. Nobakht and N. Arshadi, *J. Mol. Model.*, 2018, **24**, 334.