

Cite this: *Polym. Chem.*, 2024, **15**, 2476

A one-pot approach towards polycarbonate-*b*-polyester block copolymers *via* chemoselective polymerization catalyzed by a one-component phosphonium borane Lewis pair†

Yutao Li,^a Xinhui Kou,^b Xiaowu Wang,^b Lin Xia^{*a} and Zhibo Li^{†*a,c}

Chemoselective polymerization from mixtures of monomers to control the polymer sequence is a challenging task. In this contribution, we describe a unique chemoselective polymerization affording predictable (co)polymer compositions from a mixture of monomers. The use of a one-component phosphonium borane Lewis pair and a mixture of L-lactide (L-LA), cyclohexene oxide (CHO) and CO₂ enables the selective synthesis of either a polyester, polycarbonate or poly(carbonate-*b*-ester). The selectivity depends on the nature of the borane–oxygen functionality at the growing polymer chain end, and can be controlled by the addition of CO₂ as an exogeneous switch reagent.

Received 27th March 2024,
Accepted 23rd May 2024

DOI: 10.1039/d4py00329b

rsc.li/polymers

Introduction

Some of the key challenges in polymer chemistry are the controllable realization of polymerization from a mixed monomer feedstock and the chemoselective control of the incorporation of monomers to regulate the polymer microstructure and consequently the thermal and mechanical properties.^{1–4} The realization of chemoselective polymerization is highly dependent on the thermodynamic parameters of monomers, polymerization methods and catalysts. Epoxides, oxetanes, cyclic esters and anhydrides are important classes of monomers due to the promising applications of the resulting products. Chemoselective polymerization of these monomers *via* ring-opening polymerization (ROP) and ring-opening copolymerization (ROCOP) offers an atom-economical way to prepare low carbon polymers, namely, polyethers, polyesters as well as their block copolymers. These constitute a large variety of polymer materials. For example, polyester or polycarbonate based block polyols are versatile, potentially bio-based and/or degradable materials widely applied in the manufacture of coatings, resins, polyurethanes and other products.⁵

Introducing a degradable component would endow the aforementioned low carbon polymers with degradable property and cater the sustainability of our society.

Thanks to the intense development of well-defined organometallic complexes^{2,6–20} and recent progress of organocatalysis,^{21–29} several catalysts have shown their capability in the chemoselective polymerization of the above-mentioned monomer mixtures. In particular, the catalyst functions in two different catalytic cycles in a polymerization reaction which can be termed switchable polymerization.² The merits of switchable polymerization offer the possibility of synthesizing block or multi-block polymers and open the option of overcoming adverse properties of the respective homopolymers, thus resulting in an enhanced performance of the copolymer.

In recent years, borane-based organocatalysts have played an indispensable role in the ROP of epoxides, ROCOP of epoxides and anhydrides, and ROCOP of epoxides and CO₂, thus offering a pathway for the preparation of polyether, polyester, and polycarbonate based block copolymers (Fig. S1†).^{24,30–42} Although borane-based Lewis pairs offer a promising alternative for the generation of low carbon polymers, the success of the ROP of lactone or lactide is rare, especially an extra hydrogen-bonding additive needs to be introduced.^{25,43} We previously reported a one-component phosphonium bisborane Lewis pair, **PBB-Br**, enabling living/controlled polymerization of PO.^{44,45} Moreover, it has been disclosed that tetraalkylammonium possesses the hydrogen bonding characteristic of α , β carbon bonds by Reetz *et al.* in 1993.⁴⁶ Hydrogen bonding existing in other ammonium or phosphonium functionalized boranes is also well recognized.^{47–49} In particular, the larger phosphorus radius

^aCollege of Polymer Science and Engineering, Qingdao University of Science and Technology, 53 Zhengzhou Road, Qingdao 266042, China. E-mail: xia28lin@126.com

^bAnalyses and Testing Center Qingdao University of Science and Technology, 53 Zhengzhou Road, Qingdao, 266042, China

^cCollege of Chemical Engineering, Qingdao University of Science and Technology, 53 Zhengzhou Road, Qingdao 266042, China. E-mail: wangxw@qust.edu.cn, zbli@qust.edu.cn

† Electronic supplementary information (ESI) available. See DOI: <https://doi.org/10.1039/d4py00329b>

leads to greater dispersive-type interactions and more positively charged H atoms on α - and β -carbons. The charge delocalization therefore makes H_α and H_β better H-bond donors.⁵⁰ This would facilitate the activation of carbonyl compounds, like lactone or lactide, which is unexplored with one-component borane Lewis pairs. Preliminary results indicated that **PBB-Br** was capable of catalyzing CHO/CO₂ copolymerization. Herein, we employed **PBB-Br** for the ring-opening polymerization of lactide and sought the possibility of selectively copolymerizing CHO/CO₂ and lactide using **PBB-Br** to synthesize the polycarbonate-*b*-polyester copolymer.

Herein, we report the selective synthesis of either a polyester or polycarbonate or poly(carbonate-*b*-ester), which were prepared using the **PBB-Br** Lewis pair and a mixture of *l*-lactide (*l*-LA), CHO and CO₂ (Fig. 1). The factors that differentiate polymerization pathways were investigated and insights into the observed selectivity are provided.

Results and discussion

Previously, we demonstrated that **PBB-Br** was highly active in catalyzing the ROP of PO and showed excellent living/controlled and immortal polymerization characteristics in the presence of a chain transfer agent (CTA).^{44,45} Its synthesis and characterization were previously reported.⁴⁴ The following work in our group indicated that the ROCOP of PO and CO₂ catalyzed by **PBB-Br** only led to the formation of 99% poly-

propylene oxide (PPO). The exclusive PPO formation was due to the fast and selective PO homopolymerization mediated by **PBB-Br**. Subsequently, we employed it for the ROCOP of CHO and CO₂. Under [CHO]₀/[**PBB-Br**]₀ = 100/1 molar ratio and 20 bar CO₂ conditions, the conversion of CHO is up to 93% in 2 h at 45 °C (Table 1, run 1). The generated poly(cyclohexene oxide-*alt*-CO₂) (PCHC) showed narrow dispersity (*D*) and possessed >99% carbonate linkages. ¹H NMR characterization suggested that almost no ether linkages were observed (Fig. S2,† the ¹H NMR spectrum of the generated PCHC, *e.g.* 4.65 ppm for the PCHC; ~3.45 ppm for ether linkages). Note that **PBB-Br** surprisingly showed a very high selectivity for PCHC formation, without detection of any formation of cyclic carbonate byproducts. Otherwise, the characteristic signal from cyclic carbonate should be observed at ~4.01 ppm. Moreover, the number average molecular weights (*M*_ns) of the generated PCHCs were controllable and showed narrow dispersities. The *M*_ns increased linearly with the conversion of CHO, but were much lower than the theoretical values (Table S1 and Fig. S3†). Such discrepancies are commonly observed in epoxide/CO₂ copolymerization and have been attributed to the presence of contaminating water or other protic compounds.^{51,52} These results indicated that **PBB-Br** showed controlled polymerization behaviour in the ROCOP of CHO and CO₂. Matrix-assisted laser desorption/ionization time of flight mass spectroscopy (MALDI-TOF-MS) of the generated PCHC revealed that both α -Br, ω -OH PCHC and α -OH, ω -OH PCHC were produced (Fig. S4†).

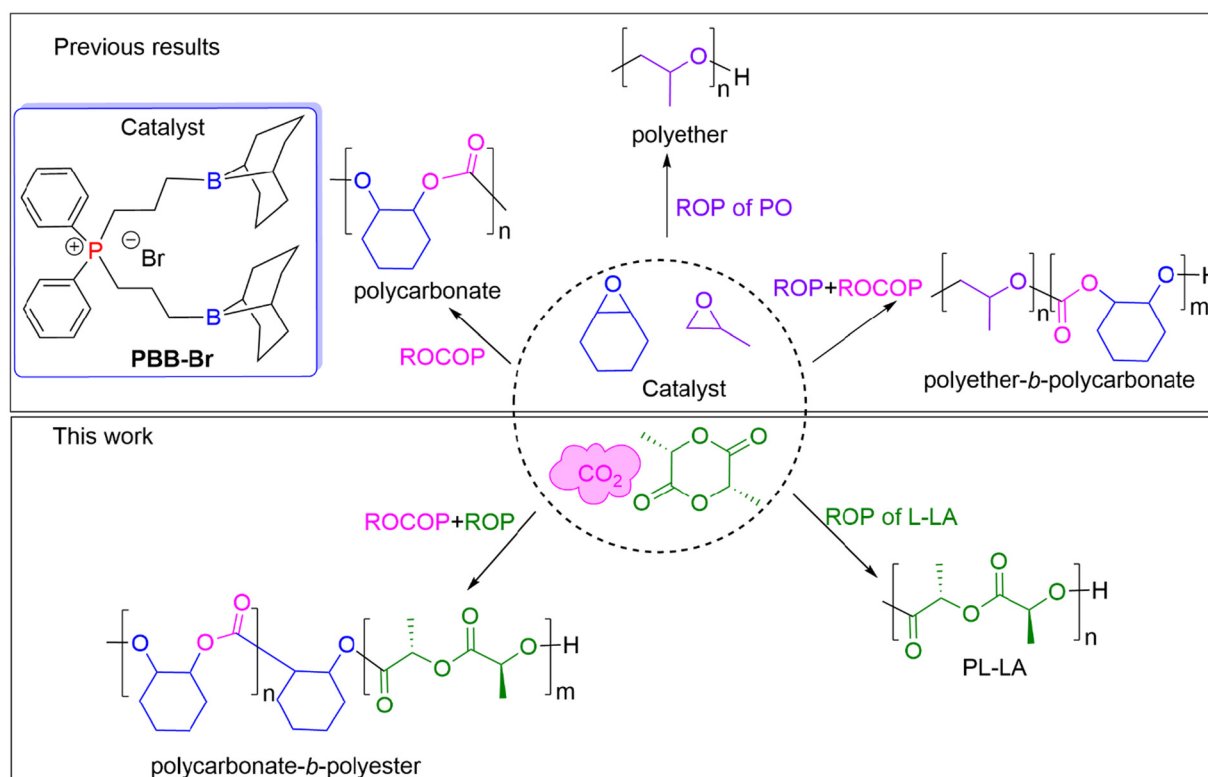


Fig. 1 Three selected monomers and the possible range of the produced polymer products using chemoselective catalysis by **PBB-Br**.

Table 1 Chemoselective polymerization of CHO, CO₂ and L-LA using **PBB-Br** under mild conditions

Run ^a	[CHO]/[L-LA]/[Cat.]	Press. (bar)	Temp. (°C)	Time (h)	Conv. ^b (%)		$M_n^{\text{Theo. } c}$ (kg mol ⁻¹)	$M_n^{\text{GPC } d}$ (kg mol ⁻¹)	D^d
					CHO	L-LA			
1	100/—/1	20	45	2	93	—	13.2	8.6	1.21
2 ^e	5/100/1	0	45	24	—	93	13.4	16.1	1.40
3	100/50/1	20	45	0.5	20	—	2.8	N/D	N/D
		0	45	24	20	—	2.8	N/D	N/D
4	100/50/1	5	45	2	70	—	9.9	3.9	1.40
5	50/50/1	5	45	1	99	0	7.0	2.0	1.25
		0	45	24	99	47	10.4	8.6	1.40
6	100/50/1	5	45	0.5	38	0	5.4	1.2	1.20
		0	45	24	38	69	10.3	3.9	1.40

^a The polymerizations were performed using **PBB-Br** as a catalyst (18.6 μmol, 11 mg). 200 μL THF was added as the solvent. ^b Conv. (%) is the conversion of the CHO or L-LA, which was determined by ¹H NMR spectroscopy. ^c $M_n^{\text{Theo.}} = 142.15 \times [\text{CHO} + \text{CO}_2] \times \text{Conv.}\% + 144 \times [\text{L-LA}] \times \text{Conv.}\%$. ^d Determined by GPC in THF, calibrated with standard polystyrene. ^e $M_n^{\text{Theo.}}(\text{PL-LA}) = 144 \times [\text{L-LA}] \times \text{Conv.}\%$.

Ring-opening polymerization of L-LA

Although one-component bi(multi)-functional borane systems have shown great promise in the ROP of epoxides,^{44,45,53} ROCOP of epoxides and anhydrides,⁵⁴ and ROCOP of epoxides and CO₂,⁵² the capability of these systems to achieve the ROP of cyclic esters: ε-caprolactone (CL), δ-valerolactone (VL) and L-LA, is rare.³⁰ In order to broaden the application range of **PBB-Br**, we first investigated the ROP of the representative cyclic ester L-LA using **PBB-Br**. As stated in the Introduction part and given the strong evidence of the hydrogen bonding characteristic of α,β-carbons of **PBB-Br**, the H_α and H_β serving as H-bond donors would facilitate the activation of the carbonyl group of L-LA and its subsequent ROP. It is known that a halide is not nucleophilic enough to realize the ROP of L-LA.⁹ This was also reflected by a control experiment where **PBB-Br** alone is inactive for the ROP of L-LA (Table S2†). Alkoxide active species usually enable the successful anionic ROP of L-LA.^{3,55} Therefore, we attempted to perform the ROP of L-LA in the presence of CHO. Strikingly, adding 5 mol% CHO resulted in 93% L-LA conversion within 24 h (45 °C, Table 1, run 2, Fig. S5†). The GPC curve of the generated poly(L-lactide) (PL-LA) featured a bimodal characteristic and the M_n of PL-LA (16.1 kg mol⁻¹) was slightly higher than the theoretical M_n (13.4 kg mol⁻¹) (Fig. S6†), probably due to the initiation by 1,2-cyclohexanediol or water impurity. To further provide evidence for the alkoxide active species being responsible for the ROP of L-LA, a series of control experiments were performed. Equimolar amounts of KOMe and **PBB-Br** were mixed in THF, and L-LA was added subsequently to allow the reaction mixture to react at 45 °C for 12 h, which resulted in 85.4% L-LA conversion (Table S3, run 1†). The ¹H NMR spectrum of the obtained PL-LA showed the typical signal at 3.32 ppm, indicating that OMe initiated the ROP of L-LA. Moreover, 0.5 equiv. of KOMe also worked well when excess benzyl alcohol (5 equiv.) was introduced. The ROP of L-LA ran smoothly at 45 °C for 24 h and gave 65.4% L-LA conversion (Table S3, run 2†). The ¹H NMR spectrum of the obtained PL-LA showed typical signals at 7.32 and 4.32 ppm, indicating that benzyl alcohol initiated the ROP of L-LA. This result revealed that benzyl alcohol could be

activated by KOMe to form the benzyloxy active species, thus generating benzyloxy initiated PL-LA.

To gain insight into the ROP of L-LA, we performed an *in situ* NMR study. Therefore, equimolar amounts of **PBB-Br** and L-LA were mixed in 0.5 mL of CDCl₃. As expected, the chemical shift of the α_H of **PBB-Br** shifted slightly from 3.39 ppm to 3.29 ppm (Fig. 2a). The up-field shift of the α_H indicated the activation of the carbonyl group of L-LA by hydrogen bonding. The chemical resonance of the carbonyl carbon of L-LA in ¹³C{¹H} NMR shifted from 167.6 ppm to 168.0 ppm (Fig. S9†), which provided further evidence for the activation of L-LA. A minor peak of ¹¹B{¹H} NMR appeared at 58.6 ppm indicating the possible coordination of L-LA with the boron center (Fig. 2b). These results indicated that L-LA could be activated by **PBB-Br** *via* hydrogen bonding.

Overall, the above experiments revealed that **PBB-Br** can serve as a catalyst in the ROP of L-LA albeit requiring an anionic activator such as alkoxide. The unique structure of **PBB-Br** having multiple functional sites, *e.g.* a basic site, Lewis acidic borane sites, and hydrogen-bonding sites, played a different role in mediating the ROP of L-LA. Specifically, Lewis acidic borane sites accounted for the activation of CHO while the Lewis basic site attacked CHO to generate the alkoxide active species. Such active species was sufficient for the ROP of L-LA due to the activation of L-LA assisted by hydrogen-bonding interaction. Such a scenario afforded the possible chemoselective polymerization of CHO, CO₂ and L-LA as proposed in Fig. S12.†

Chemoselective polymerization of CHO, CO₂ and L-LA

Since **PBB-Br** was effective for both the ROCOP of CHO/CO₂ and ROP of L-LA, we hypothesized that it might be able to serve as a switchable catalyst for the terpolymerization of CHO, CO₂ and L-LA. To prove our hypothesis, the terpolymerization of CHO/CO₂/L-LA was investigated. Under [CHO]₀/[L-LA]₀/[**PBB-Br**]₀ = 100/50/1 molar ratio with 20 bar CO₂ pressure at 45 °C conditions, homopolymerization of L-LA was completely inhibited and only PCHC was generated in a 20% conversion within 0.5 h (Table 1, run 3). The release of CO₂ pressure

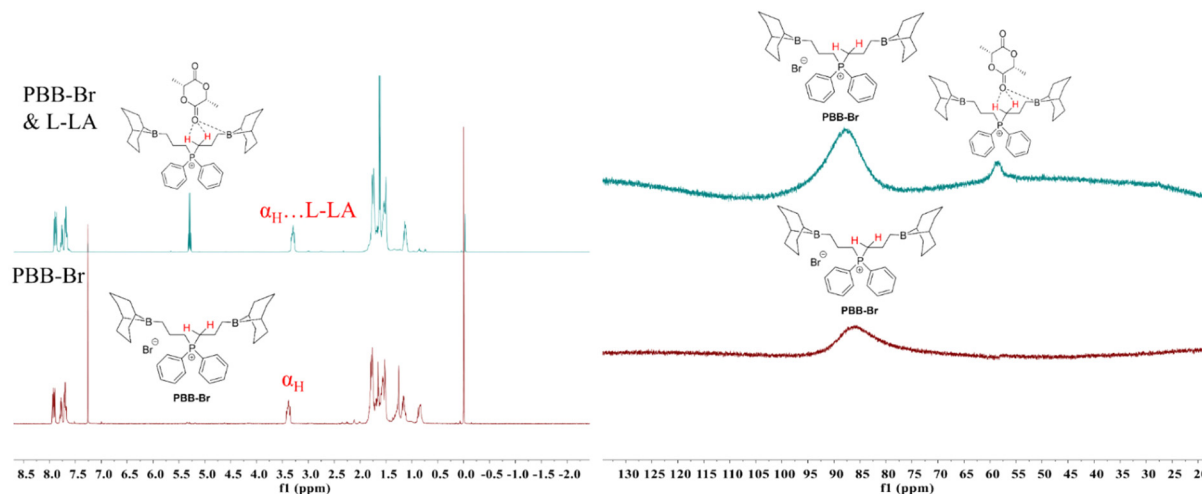


Fig. 2 (a) *In situ* ^1H NMR (400 MHz, CDCl_3 , 298 K) spectrum of equimolar amounts of **PBB-Br** and L-LA (left) (bromide is omitted for clarity). (b) *In situ* $^{11}\text{B}\{^1\text{H}\}$ NMR (128 MHz, CDCl_3 , 298 K) spectrum of equimolar amounts of **PBB-Br** and L-LA (right) (bromide is omitted for clarity).

to 1 bar and prolonging the reaction time to 24 h did not further increase the conversion of CHO and L-LA . This was reasonably explained by the fact that the active species under higher CO_2 pressure was carboxylate, which was inactive for the ROP of L-LA . Such a phenomenon was also observed in organo-metal catalyzed L-LA polymerization.⁵⁶ Although CO_2 was released, the residual CO_2 dissolved in the reaction mixture inhibited the transformation of the carboxylate active species to alkoxide species. This was reflected by a control experiment that 1 bar CO_2 pressure was not high enough to facilitate the ROCOP of CHO and CO_2 (Table S1, run 4†). Interestingly, **PBB-Br** was effective for the ROCOP of CHO and CO_2 at 5 bar CO_2 while the formation of PCHC was up to 70% within 2 h (Table 1, run 4). To minimize the CO_2 effect on the ROP of L-LA , we performed the terpolymerization of CHO, CO_2 , and L-LA under low CO_2 pressure (5 bar CO_2). CO_2 was released when the copolymerization of CHO and CO_2 was run for 1 h

(Table 1, run 5). The conversion of CHO was up to 99%. After the release of CO_2 , L-LA started to polymerize and PCHC-*b*-PL-LA was obtained. The successful synthesis of the PCHC-*b*-PL-LA copolymer was further proved by GPC analyses and the DOSY NMR spectrum, in which all the signals had the same diffusion coefficients ($D = 1.738 \times 10^{-10} \text{ m}^2 \text{ s}^{-1}$, Fig. 3). Interestingly, the M_n of the generated block copolymer could be adjusted using the feeding ratio of CHO and L-LA (Table 1, run 6). The discrepancy between M_n^{GPC} and M_n^{theo} was ascribed to the presence of water and 1,2-cyclohexanediol diol as a chain transfer agent, which is quite common in copolymerization.⁵²

A plausible mechanism was proposed for **PBB-Br** catalyzed chemoselective polymerization of CHO/ CO_2 / L-LA as shown in Fig. 4. In the presence of CO_2 , it proceeded first due to rapid CO_2 insertion (k_1 is fast, ROCOP is zero order in carbon dioxide). The formed borane-carbonate intermediate would

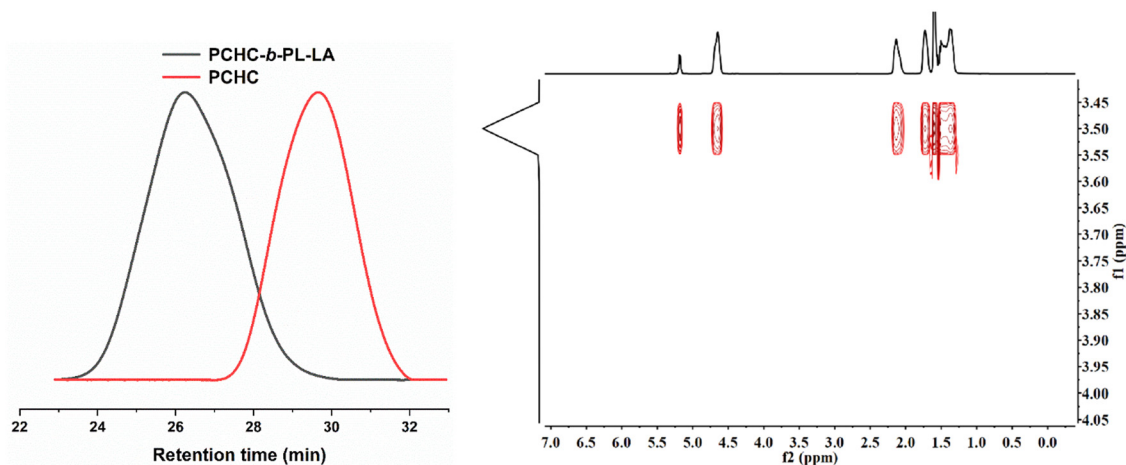


Fig. 3 (a) Expanded overlaid GPC traces of PCHC and PCHC-*b*-PL-LA under $[\text{CHO}]_0/[\text{L-LA}]_0/\text{PBB-Br} = 50/50/1$ (Table 1, run 5) obtained using THF as an eluent (left). (b) DOSY NMR spectrum of the PCHC-*b*-PL-LA block copolymer (right).

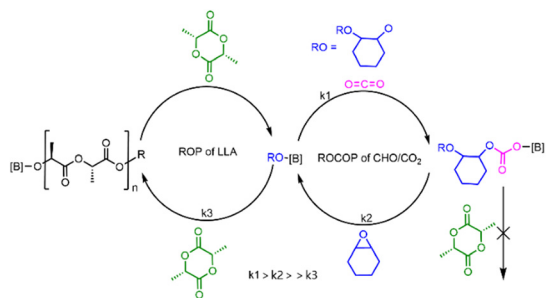


Fig. 4 Proposed mechanism of the chemoselective polymerization of CHO, CO₂ and L-LA.

undergo a ring-opening reaction with the CHO monomer (k_2 is slow) but is not nucleophilic enough for the ROP of L-LA. Thus, when CO₂ was present, only PCHC homopolymers were produced. After CO₂ removal, a borane-alkoxide species was generated *in situ*, which started the ROP of L-LA (k_3) to form borane-LA-alkoxide which subsequently afforded PCHC-*b*-PL-LA (Fig. 4).

Conclusions

In conclusion, chemoselective polymerization using mixtures of CHO, CO₂, and L-LA was investigated. The **PBB-Br** Lewis pair enables the selective synthesis of either a polycarbonate or polyester. The selectivity depends on the nature of the borane-oxygen functionality at the growing polymer chain end, and can be controlled by the addition of an exogeneous switch reagent, CO₂. The synthesis takes advantage of the ability of **PBB-Br** switching between the ROCOP of CHO and CO₂ and the ROP of L-LA. CO₂ serves as an inhibitor of the ROP of L-LA, thus guaranteeing the selective copolymerization of CHO and CO₂ in the presence of L-LA. Release of CO₂ switches the ROCOP of CHO and CO₂ to the ROP of L-LA. Finally, a straightforward one-pot synthesis of low carbon block polymers featuring polycarbonate-*b*-polyester is achieved. The access to more complex but controlled low carbon polymers is expected to furnish materials with properties matched to high-value emerging applications such as degradable low carbon thermoplastic elastomers and chemically recyclable polymers.

Author contributions

Yutao Li: investigation, visualization and data curation. Xiaowu Wang: investigation, methodology, conceptualization, supervision, writing – original draft and writing – review & editing. Lin Xia: supervision. Zhibo Li: methodology, conceptualization, supervision, and writing – review & editing.

Conflicts of interest

There are no conflicts to declare.

Acknowledgements

The National Key R&D Program of China (2021YFA1501600) and the National Natural Science Foundation of China (no. 22175105 and 22031005) are gracefully acknowledged.

References

- 1 A. B. Biernesser, K. R. D. Chiaie, J. B. Curley and J. A. Byers, *Angew. Chem., Int. Ed.*, 2016, **55**, 5251–5254.
- 2 A. C. Deacy, G. L. Gregory, G. S. Sulley, T. T. D. Chen and C. K. Williams, *J. Am. Chem. Soc.*, 2021, **143**, 10021–10040.
- 3 M. Kröger, C. Folli, O. Walter and M. Döring, *Adv. Synth. Catal.*, 2006, **348**, 1908–1918.
- 4 M. J. Supej, B. M. Peterson and B. P. Fors, *Chem*, 2020, **6**, 1794–1803.
- 5 C. J. Zhang, H. Y. Duan, L. F. Hu, C. H. Zhang and X. H. Zhang, *ChemSusChem*, 2018, **11**, 4209–4213.
- 6 A. B. Biernesser, K. R. D. Chiaie, J. B. Curley and J. A. Byers, *Angew. Chem., Int. Ed.*, 2016, **55**, 5251–5254.
- 7 G. Chen, L. Xia, F. Wang, Z. Zhang and Y.-Z. You, *Polym. Chem.*, 2021, **12**, 3740–3752.
- 8 O. Coulembier, S. Moins, R. Todd and P. Dubois, *Macromolecules*, 2014, **47**, 486–491.
- 9 Z. Gao, B. Gao, S. Meng, Z. Yang, Z. Liang, Z. Sun, Y. Zhou and X. Pang, *Macromolecules*, 2023, **56**, 2062–2069.
- 10 G. L. Gregory and C. K. Williams, *Macromolecules*, 2022, **55**, 2290–2299.
- 11 C. Hu, X. Pang and X. Chen, *Macromolecules*, 2022, **55**, 1879–1893.
- 12 R. C. Jeske, J. M. Rowley and G. W. Coates, *Angew. Chem., Int. Ed.*, 2008, **47**, 6041–6044.
- 13 S. Kernbichl, M. Reiter, F. Adams, S. Vagin and B. Rieger, *J. Am. Chem. Soc.*, 2017, **139**, 6787–6790.
- 14 S. Paul, C. Romain, J. Shaw and C. K. Williams, *Macromolecules*, 2015, **48**, 6047–6056.
- 15 C. Romain and C. K. Williams, *Angew. Chem., Int. Ed.*, 2014, **53**, 1607–1610.
- 16 C. Romain, Y. Zhu, P. Dingwall, S. Paul, H. S. Rzepa, A. Buchard and C. K. Williams, *J. Am. Chem. Soc.*, 2016, **138**, 4120–4131.
- 17 T. Stößer, G. S. Sulley, G. L. Gregory and C. K. Williams, *Nat. Commun.*, 2019, **10**, 2668–2676.
- 18 G. S. Sulley, G. L. Gregory, T. T. D. Chen, L. P. Carrodeguas, G. Trott, A. Santmarti, K.-Y. Lee, N. J. Terrill and C. K. Williams, *J. Am. Chem. Soc.*, 2020, **142**, 4367–4378.
- 19 Z. Yang, C. Hu, Z. Gao, R. Duan, Z. Sun, Y. Zhou, X. Pang and X. Chen, *Macromolecules*, 2023, **56**, 2370–2378.
- 20 X. Zheng, J. Yang, Z. Xu, Q. Wang, J. Wu, E. Zhang, S. Dou, W. Sun, D. Wang and Y. Li, *Angew. Chem., Int. Ed.*, 2022, **61**, e202205946.
- 21 M. Zhao, S. Zhu, G. Zhang, Y. Wang, Y. Liao, J. Xu, X. Zhou and X. Xie, *Macromolecules*, 2023, **56**, 2379–2387.
- 22 Y. Ma, X. You, J. Zhang, X. Wang, X. Kou, S. Liu, R. Zhong and Z. Li, *Angew. Chem., Int. Ed.*, 2023, **62**, e202303315.

- 23 J. Liu, M. Jia, Y. Gnanou and X. Feng, *Macromolecules*, 2023, **56**, 1615–1624.
- 24 Y.-Y. Zhang, G.-W. Yang, R. Xie, X.-F. Zhu and G.-P. Wu, *J. Am. Chem. Soc.*, 2022, **144**, 19896–19909.
- 25 J. Liu, Y. Gnanou and X. Feng, *Macromolecules*, 2022, **55**, 1800–1810.
- 26 V. K. Chidara, S. K. Boopathi, N. Hadjichristidis, Y. Gnanou and X. Feng, *Macromolecules*, 2021, **54**, 2711–2719.
- 27 S. Zhu, Y. Zhao, M. Ni, J. Xu, X. Zhou, Y. Liao, Y. Wang and X. Xie, *ACS Macro Lett.*, 2020, **9**, 204–209.
- 28 Y. B. Ivanova, A. S. Semeikin, T. V. Lyubimova and N. Z. Mamardashvili, *Russ. J. Org. Chem.*, 2020, **56**, 1691–1695.
- 29 H. Li, G. He, Y. Chen, J. Zhao and G. Zhang, *ACS Macro Lett.*, 2019, **8**, 973–978.
- 30 C. Zhang, X. Geng, X. Zhang, Y. Gnanou and X. Feng, *Prog. Polym. Sci.*, 2023, **136**, 101644–101666.
- 31 J. Tang, M. Li, X. Wang and Y. Tao, *Angew. Chem.*, 2022, **134**, e202115465.
- 32 N. Patil, Y. Gnanou and X. Feng, *Polym. Chem.*, 2022, **13**, 2988–2998.
- 33 J. Zhang, L. Wang, S. Liu, X. Kang and Z. Li, *Macromolecules*, 2021, **54**, 763–772.
- 34 Y. Xia, G. M. Scheutz, C. P. Easterling, J. Zhao and B. S. Sumerlin, *Angew. Chem., Int. Ed.*, 2021, **60**, 18537–18541.
- 35 S. Zhu, Y. Wang, W. Ding, X. Zhou, Y. Liao and X. Xie, *Polym. Chem.*, 2020, **11**, 1691–1695.
- 36 C.-J. Zhang, X. Zhang and X.-H. Zhang, *Sci. China: Chem.*, 2020, **63**, 1807–1814.
- 37 S. Ye, W. Wang, J. Liang, S. Wang, M. Xiao and Y. Meng, *ACS Sustainable Chem. Eng.*, 2020, **8**, 17860–17867.
- 38 D. Augustine, N. Hadjichristidis, Y. Gnanou and X. Feng, *Macromolecules*, 2020, **53**, 895–904.
- 39 S. Liu, T. Bai, K. Ni, Y. Chen, J. Zhao, J. Ling, X. Ye and G. Zhang, *Angew. Chem., Int. Ed.*, 2019, **58**, 15478–15487.
- 40 H.-Y. Ji, D.-P. Song, B. Wang, L. Pan and Y.-S. Li, *Green Chem.*, 2019, **21**, 6123–6132.
- 41 K. A. Andrea and F. M. Kerton, *ACS Catal.*, 2019, **9**, 1799–1809.
- 42 K. A. Andrea, H. Plommer and F. M. Kerton, *Eur. Polym. J.*, 2019, **120**, 109202.
- 43 J. Liu, M. Jia, Y. Gnanou and X. Feng, *Macromolecules*, 2023, **56**, 1615–1624.
- 44 X. Wang, M. Shi, J. Hui, X. Kou, J. Wang, R. Zhong and Z. Li, *Macromolecules*, 2023, **56**, 4030–4040.
- 45 X. Wang, J. Hui, M. Shi, X. Kou, X. Li, R. Zhong and Z. Li, *ACS Catal.*, 2022, **12**, 8434–8443.
- 46 M. T. Reetz, S. Huette and R. Goddard, *J. Am. Chem. Soc.*, 1993, **115**, 9339–9340.
- 47 G.-W. Yang, Y.-Y. Zhang and G.-P. Wu, *Acc. Chem. Res.*, 2021, **54**, 4434–4448.
- 48 G.-W. Yang, Y.-Y. Zhang, R. Xie and G.-P. Wu, *J. Am. Chem. Soc.*, 2020, **142**, 12245–12255.
- 49 Y.-Y. Zhang, C. Lu, G.-W. Yang, R. Xie, Y.-B. Fang, Y. Wang and G.-P. Wu, *Macromolecules*, 2022, **55**, 6443–6452.
- 50 J. Schaefer, H. Zhou, E. Lee, N. S. Lambic, G. Culcu, M. W. Holtcamp, F. C. Rix and T.-P. Lin, *ACS Catal.*, 2022, **12**, 11870–11885.
- 51 F. Jutz, A. Buchard, M. R. Kember, S. B. Fredriksen and C. K. Williams, *J. Am. Chem. Soc.*, 2011, **133**, 17395–17405.
- 52 X.-W. Wang, J.-W. Hui, Y.-T. Li, Y.-R. Gu and Z.-B. Li, *Chin. J. Polym. Sci.*, 2023, **41**, 735–744.
- 53 Y. Gu, X. Kou, X. Wang and Z. Li, *Angew. Chem., Int. Ed.*, 2024, **63**, e202318645.
- 54 J. Hui, X. Wang, X. Yao and Z. Li, *Polym. Chem.*, 2022, **13**, 6551–6563.
- 55 L. Mezzasalma, A. P. Dove and O. Coulembier, *Eur. Polym. J.*, 2017, **95**, 628–634.
- 56 Z. Yang, C. Hu, F. Cui, X. Pang, Y. Huang, Y. Zhou and X. Chen, *Angew. Chem., Int. Ed.*, 2022, **61**, e202117533.