


Cite this: *RSC Adv.*, 2024, 14, 2792



Received 21st November 2023

Accepted 4th January 2024

DOI: 10.1039/d3ra07956b

rsc.li/rsc-advances

Enantioselective synthesis of [1,1'-binaphthalene]-8,8'-diyl bis(diphenylphosphane) and its derivatives†

Yao Tang,^a Qingkai Yuan,^a Sai Zhang,^a Jia-Yin Wang,^b  Kazimierz Surowiec^a and Guigen Li^{*^a}

Two 8,8' disubstituted binaphthyl ligands have been designed and synthesized in 3.1% and 11.4% overall yield, respectively. X-ray structure analysis demonstrated that a unique chiral microenvironment was created. With the assistance of a new aggregation-induced polarization (AIP) technology, chiral aggregates were determined as the fraction of polar solvent increased in the nonpolar/polar solvent system, which indicated their potential in modern asymmetric synthesis and catalysis.

Introduction

In recent decades, the metal catalytic asymmetric reaction has been well developed for various purposes in pharmaceuticals and agrochemicals.^{1,2} Bidentate ligands, such as diphosphate and diol ligands, are commonly applied due to their strong coordination affinity to the metal. Among these ligands, *C*₂ symmetric biphenyl and binaphthyl ligands with a restricted axis can provide an excellent chiral environment in metal-chiral scaffolds.³ As a representative, chiral 2,2'-bis(diphenylphosphino)-1,1'-binaphthyl (BINAP) and chiral 1,1'-bi-2-naphthol (BINOL) and their derivatives have been widely applied as chiral ligands in asymmetric Suzuki–Miyaura coupling reaction, asymmetric hydrogenation, metal catalytic Mannich reaction, and C(sp²)–H bond functionalization and gave promising results.^{3–6} Regioisomeric ligands with electron-donating groups substituted at different positions on the biaryl backbone have been identified with identical asymmetric control.⁷ This control correlates to the changes in bite angle and the chiral environment created in the metal complex.⁸ However, the modification of BINAP and BINOL by introducing the electron-donating groups to other locations on the binaphthyl has not been extensively reported. Much of the progress was impeded by low yield and enantioselectivity after chiral resolution and the multistep synthesis required to get the desired structures.^{3,9} Zhang and coworkers developed bidentate phosphine-phosphoramidite ligands that introduced two diphenylphosphine groups at the 3,3'-positions of the chiral BINOL

backbone. The resulting ligands demonstrated highly effective enantiomeric control on the hydrogenation of α -aryl enamide.¹⁰ Shibata and coworkers investigated the catalytic performance of a series of BINOL-PHOS with the phosphorous group at 3,3', 4,4', and 6,6' positions of the BINOL architecture and determined that identical regioisomeric ligands can give opposite enantioselective products in the Cu-catalyst asymmetric conjugated addition reaction.^{7,11}

The 2,2' and 8,8' positions of binaphthalene always play a crucial role in assembling the atropisomers generally found in natural drugs and chiral ligands.¹² The functional groups attached at the 2,2' position significantly increase the rotational barriers, preventing atropisomerization at elevated temperatures.^{13,14} The peri-positioned functional groups at the 8,8' position on the binaphthyl backbone can affect the topology and provide a unique microenvironment for asymmetric transformation.^{15–17} Herein, we report the enantioselective synthesis of two new *C*₂ symmetric 8,8'-disubstituted binaphthyl ligands *via* chiral resolution of racemic 7,7'-dimethoxy-[1,1'-binaphthalene]-2,2'-diol. The final products can be obtained in 3.1% and 11.4% yields in total *via* two more step transformations.

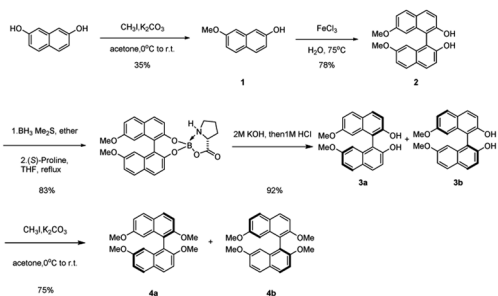
Results and discussion

The asymmetric synthesis of the two new types of 8,8'-bidentate ligands begins with the chiral resolution of (\pm) **4** (Scheme 1), which is initiated by the partial methylation of commercially available naphthalene-2,7-diol in the presence of methyl iodide and potassium carbonate as the reaction temperature gradually increases from 0 °C to room temperature, giving 7-methoxynaphthalen-2-ol **1** in 35% yield. Many metal salts were reported as effective catalysts for the self-oxidative coupling of naphthol derivatives. Herein, FeCl₃·H₂O was selected as the coupling reagent for constructing racemic 7,7'-dimethoxy-[1,1'-

^aDepartment of Chemistry and Biochemistry, Texas Tech University, Lubbock, Texas 79409-1061, USA. E-mail: guigen.li@ttu.edu

^bSchool of Pharmacy, Continuous Flow Engineering Laboratory of National Petroleum and Chemical Industry, Changzhou University, Changzhou, Jiangsu 213164, China

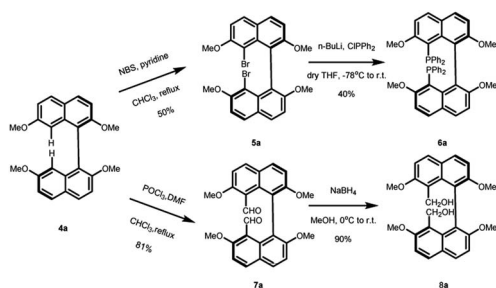
† Electronic supplementary information (ESI) available. See DOI: <https://doi.org/10.1039/d3ra07956b>

Scheme 1 Synthesis and chiral resolution of (±) 4.

binaphthalene]-2,2'-diol **2**, resulting in 78% yield under 75 °C overnight.¹⁸ The chiral resolution step follows Shan's protocol, which treated the binaphthalene compound with borane dimethyl sulfide complex and (*S*)-proline.¹⁹ The two diastereomers can be successfully separated by column chromatography. The deprotection step was achieved by treatment with 2 M KOH followed by 1 M HCl to give enantiopure (*R*)-7,7'-dimethoxy-[1,1'-binaphthalene]-2,2'-diol **3a** and (*S*)-7,7'-dimethoxy-[1,1'-binaphthalene]-2,2'-diol **3b**. The protection of free diol from either **3a** or **3b** was performed by using an excess amount of potassium carbonate and methyl iodine in the presence of acetone as solvent. After the reaction was completed, the precursors **4a** and **4b** of the 8,8'-bidentate ligands can be recrystallized by methanol with 75% yield.

With the enantiopure (*R*)-2,2',7,7'-tetramethoxy-1,1'-binaphthalene in hand, we next conducted the synthesis of new bidentate ligands bearing diphosphine and dihydroxy as the electron-donating groups by two more steps, with recrystallization as the only purification technology (Scheme 2). Precursor **4a** was chosen as the substrate for the following synthetic work. The diphosphine ligand **6a** was assembled by bromination using *N*-bromosuccinimide (NBS) under reflux. The double-brominated product **5a** was treated with *n*-BuLi in anhydrous THF at −78 °C, followed by the dropwise addition of chlorodiphenylphosphine, and the reaction temperature gradually increased to room temperature. The reaction was quenched by 1 M HCl to give diphosphine ligand in 50% yield. The synthesis of dihydroxy ligand **8a** was begun by a well-known Vilsmeier–Haack formylation to give the (*R*)-8,8'-dicarbaldehyde in 81% yield. Next, the final product was obtained in 90% yield by NaBH₄ reduction.

Scheme 2 Synthesis of ligands **6a** and **8a**.

To our delight, single crystals of molecule **3a** and racemic **6** were obtained by slow evaporation of the toluene solution containing each sample, respectively. As the X-ray reveals, the absolute configuration of **3a** is defined as *R*, and the torsion angle between the naphthalene planes is 106.96° (Fig. 1a). Furthermore, the two substituted diphenylphosphine groups increase the steric effect at the 8,8'-position, featuring a slightly increased torsion angle (118.87°). Compared to the traditional 2,2'-bis(diphenylphosphino)-1,1'-binaphthyl (BINAP) ligands, this newly designed ligand has a larger torsion angle attributed to the induced steric and electronic features by tetramethoxy groups (Fig. 1b). Interestingly, one of the aromatic rings from the diphenylphosphine group is almost perpendicular to its substituted naphthalene, and the other phenyl ring from the same diphenylphosphine ring is nearly parallel to the counter naphthyl. The particular spatial arrangement between the diphenylphosphine and binaphthyl groups can create an effective chiral environment and make the asymmetric catalytic reaction feasible.

The UV-vis absorption study of compound **4a** and ligands **6a** and **8a** was performed by dissolving in THF. Compound **4a** and ligand **6a** exhibited very similar absorptive behaviors, featuring maximum absorptions at around 305 nm and 315 nm, respectively (Fig. 2a). Compared to substrate **4a**, ligand **6a** showed the highest redshift, moving from 305 nm to 354 nm, which can be attributed to the electron-donating effect from the two diphenylphosphine groups. In addition, the tight packing of disubstituted diphenylphosphine groups at the 8,8' positions of the binaphthyl backbone induced a conformational π – π interaction, which is more likely to be the reason for the highly bathochromic effect.

A photoluminescence (PL) study of **4a** was performed to investigate its aggregation-induced emission (AIE) behavior in THF/water mixture. By adjusting the irradiation power to 500 V and excitation wavelength to 342 nm, the emission intensity increased from 305 to 364 as the water fraction changed from

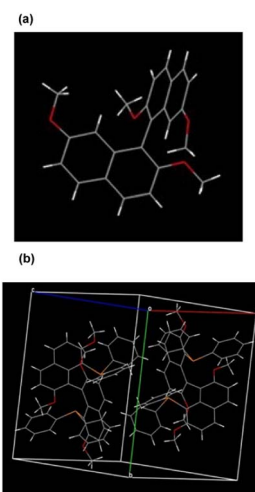


Fig. 1 X-ray structural analysis of product **3a** and racemic **6**. (a) Absolute configuration determination of molecule **3a**. (b) Crystal unit cell containing racemic molecule **6**.

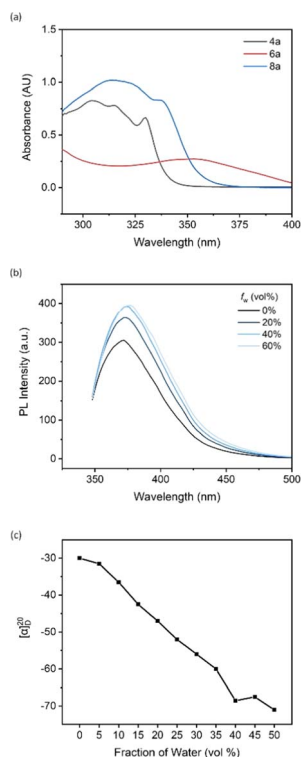


Fig. 2 (a) UV/vis absorption of **4a**, **6a** and **8a** in THF; $c = 25 \mu\text{g mL}^{-1}$. (b) PL spectra of **4a** in THF/water mixtures with different water fractions (f_w); $c = 0.1 \text{ mM}$; $\lambda_{\text{ex}} = 342 \text{ nm}$. (c) Aggregation-induced polarization (AIP) of **8a** in THF/water cosolvent; $c = 2 \text{ mg mL}^{-1}$.

0% to 20% (Fig. 2b). This enhancement supports the AIE effect existing in the new tetramethoxy binaphthyl architecture, and polar solvent is more likely to restrict the free rotation of the aromatic rings, resulting in dissipation of the excited-state energy. The fluorescence intensity peaked at 393 as the f_w reached 40%, and the intensity remained consistent as water was added.

Chiral aggregates have been determined as a novel tool for controlling chiral induction in the asymmetric GAP (group-assisted purification) synthesis of the 2,3-dihydrobenzofuran series. The stereoselectivity of the final product can be inverted by changing the predominant solvent in typical AIE cosolvents (nonpolar solvents/polar solvents).²⁰ However, the development of this new technology is hampered by the lack of detection tools for monitoring the formation of chiral aggregates. Recently, our group reported a new analytical method, aggregation-induced polarization (AIP), based on the linear relationship between the optical rotation value of the chiral samples and increasing fraction of protonic solvent in the solvent mixture. This technique screened a series of BINOL and BINAP derivatives, and AIP phenomena were successfully observed in all cases.^{21,22} Therefore, ligand **8a** was selected as the representative for the AIP investigation. All measurements were finalized *via* Rudolph polarimeter (Rudolph Research Analytica APIV/2W) with samples prepared at the same concentration as $c = 2 \text{ mg mL}^{-1}$ under a 598 nm sodium lamp. The specific rotation values demonstrated a descending trend

as the water fraction consistently increased by 5% in the THF/H₂O mixture. The value rose slightly from -68.5° to -67.5° as the water fraction increased from 40% to 50%, then decreased to -71° when the water fraction reached 50% (Fig. 2c). These results illustrated that the chiral aggregates formed when the protic solvent gradually became the predominant one in the cosolvent system, and the application of ligand **8a** in chiral aggregation-based catalysis will be studied by this group soon.

Conclusions

In summary, two new 8,8'-bidentate ligands have been synthesized *via* chiral resolution followed by two more transformation steps in 3.1% and 11.4% yield, respectively. The absolute configuration of the binaphthyl precursor was determined, and X-ray analysis revealed a unique chiral microenvironment of the disubstituted diphenylphosphine ligand. AIE phenomenon was also found *via* photoluminescence study, and the complementary AIP study supported the existence and formation of chiral aggregates as the fraction of polar solvent increased. All results indicated that the two 8,8'-bidentate ligands would play an important role in organic synthesis, especially in chiral aggregate-based asymmetric synthesis and catalysis. The application of these chiral ligands on multilayer and orientational chirality and THF/H₂O-based AIS^{23–27} will be conducted in due course.

Conflicts of interest

The authors declare no conflict of interest.

Acknowledgements

We would like to acknowledge the financial support from the Robert A. Welch Foundation (D-1361-20210327, USA), and the National Natural Science Foundation of China (22071102 and 91956110). We thank Prof. D. Pappas for his assistance on photoluminescence determination.

Notes and references

- 1 S. U. Dighe, F. Juliá, A. Luridiana, J. J. Douglas and D. Leonori, *Nature*, 2020, **584**, 75–81.
- 2 Q. He, M.-P. Pu, Z. Jiang, H. Wang, X. Feng and X. Liu, *J. Am. Chem. Soc.*, 2023, **145**, 15611–15618.
- 3 T. K. Achar, S. Maiti, S. Jana and D. Maiti, *ACS Catal.*, 2020, **10**, 13748–13793.
- 4 D. Zhang and Q. Wang, *Coord. Chem. Rev.*, 2015, **286**, 1–16.
- 5 Y.-G. Zhou and X. Zhang, *Chem. Commun.*, 2002, 1124–1125.
- 6 B. Karimi, D. Enders and E. Jafari, *Synthesis*, 2013, **45**, 2769–2812.
- 7 K. Endo, D. Hamada, S. Yakeishi, M. Ogawa and T. Shibata, *Org. Lett.*, 2012, **14**, 2342–2345.
- 8 T. Saito, T. Yokozawa, T. Ishizaki, T. Moroi, N. Sayo, T. Miura and H. Kumabayashi, *Adv. Synth. Catal.*, 2001, **343**, 264–267.



- 9 L. Qiu, J. Wu, S. Chan, T. T.-L. Au-Yeung, J.-X. Ji, R. Guo, C.-C. Pai, Z. Zhou, X. Li, Q.-H. Fan and A. S. C. Chan, *Proc. Natl. Acad. Sci. U. S. A.*, 2004, **101**, 5815–5820.
- 10 W. Zhang and X. Zhang, *Angew. Chem., Int. Ed. Engl.*, 2006, **45**, 5515–5518.
- 11 K. Endo, M. Ogawa and T. Shibata, *Angew. Chem., Int. Ed. Engl.*, 2010, **49**, 2410–2413.
- 12 H. Yang, J. Sun, W. Gu and W. Tang, *J. Am. Chem. Soc.*, 2020, **142**, 8036–8043.
- 13 G.-J. Mei, W. L. Koay, C.-Y. Guan and Y. Lu, *Chem*, 2022, **8**, 1855–1893.
- 14 S. V. Kolotuchin and A. I. Meyers, *J. Org. Chem.*, 1999, **64**, 7921–7928.
- 15 G. Wu, Y. Liu, Z. Yang, N. Katakam, H. Rouh, S. Ahmed, D. Unruh, K. Surowiec and G. Li, *Research*, 2019, **2019**, 6717104.
- 16 Y. Tang, G. Wu, S. Jin, Y. Liu, L. Ma, S. Zhang, H. Rouh, A. I. M. Ali, J.-Y. Wang, T. Xu, D. Unruh, K. Surowiec and G. Li, *J. Org. Chem.*, 2022, **87**, 5976–5986.
- 17 T. Dohi, H. Sasa, K. Miyazaki, M. Fujitake, N. Takenaga and Y. Kita, *J. Org. Chem.*, 2017, **82**, 11954–11960.
- 18 S.-J. Ji, J. Lu, X. Zhu, J. Yang, J.-P. Lang and L. Wu, *Synth. Commun.*, 2002, **32**, 3069–3074.
- 19 D. Che, N. G. Andersen, S. Y. W. Lau, M. Parvez and B. A. Keay, *Tetrahedron: Asymmetry*, 2000, **11**, 1919–1925.
- 20 H. Rouh, Y. Tang, T. Xu, Q. Yuan, S. Zhang, J.-Y. Wang, S. Jin, Y. Wang, J. Pan, H. L. Wood, J. D. McDonald and G. Li, *Research*, 2022, **2022**, 9865108.
- 21 Y. Tang, Q. Yuan, Y. Wang, S. Zhang, J.-Y. Wang, S. Jin, T. Xu, J. Pan, C. R. Guilbeau, A. J. Pleasant and G. Li, *RSC Adv.*, 2022, **12**, 29813–29817.
- 22 Y. Tang, S. Zhang, T. Xu, Q. Yuan, J.-Y. Wang, S. Jin, Y. Wang, J. Pan, I. Griffin, D. Chen and G. Li, *Front. Chem.*, 2022, **10**, 962638.
- 23 J.-Y. Wang, Y. Tang, G.-Z. Wu, S. Zhang, H. Rouh, S. Jin, T. Xu, Y. Wang, D. Unruh, K. Surowiec, Y. Ma, Y. Li, C. Katz, H. Liang, W. Cong and G. Li, *Chemistry*, 2022, **28**, e202104102.
- 24 Y. Tang, S. Jin, S. Zhang, G.-Z. Wu, J.-Y. Wang, T. Xu, Y. Wang, D. Unruh, K. Surowiec, Y. Ma, S. Wang, C. Katz, H. Liang, Y. Li, W. Cong and G. Li, *Research*, 2022, **2022**, 9847949.
- 25 S. Jin, Y. Wang, Y. Tang, J.-Y. Wang, T. Xu, J. Pan, S. Zhang, Q. Yuan, A. U. Rahman, J. D. McDonald, G.-Q. Wang, S. Li and G. Li, *Research*, 2022, **2022**, 0012.
- 26 Y. Tang, Y. Wang, Q. Yuan, S. Zhang, J.-Y. Wang, S. Jin, T. Xu, J. Pan, K. Surowiec and G. Li, *Research*, 2023, **2023**, 0163.
- 27 G. Wu, Y. Liu, Z. Yang, L. Ma, Y. Tang, X. Zhao, H. Rouh, Q. Zheng, P. Zhou, J.-Y. Wang, F. Siddique, S. Zhang, S. Jin, D. Unruh, A. J. A. Aquino, H. Lischka, K. M. Hutchins and G. Li, *Research*, 2021, **2021**, 356591.

