



 Cite this: *RSC Adv.*, 2024, 14, 25221

Synthesis of ethyl furfuryl ether *via* etherification of furfuryl alcohol with ethanol over montmorillonite K10†

 Nobutaka Yamanaka, * Koji Nishi, Kenji Yasunaga and Hiroshi Yamada

Ethyl furfuryl ether (EFE), which is synthesized *via* etherification of furfuryl alcohol (FFalc) with ethanol over Brønsted acid catalysts, is used as an additive in gasoline to reduce its consumption and CO₂ emission. In this work, we demonstrate that the performance of this synthesis route can be improved by using commercially available, low-cost, and environmentally friendly montmorillonite K10, which produces EFE in a relatively high yield of 45.3% and a FFalc conversion of 94.2% at a low reaction temperature of 393 K within 1 h. Other commercially available clay minerals showing Brønsted acidity, namely, kaolinite and halloysite, were also used in the etherification reaction under identical conditions. The catalytic performance followed the order of montmorillonite K10 > halloysite > kaolinite, which is consistent with that of the Brønsted acidities determined *via* acid–base titration. The spent montmorillonite K10 showed a catalytic performance comparable to that of the fresh catalyst after calcination.

 Received 28th May 2024
 Accepted 2nd August 2024

DOI: 10.1039/d4ra03921a

rsc.li/rsc-advances

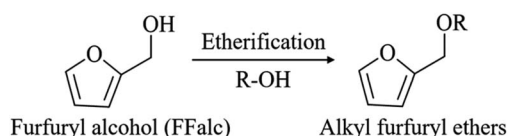
Introduction

Owing to the depletion of non-renewable fossil fuel reserves and increasing concern about global climate change, tremendous efforts have been devoted to convert renewable biomass resources into fuels and valuable chemicals.^{1–4} The most abundant and renewable biomass on the Earth is lignocellulose, which is mainly composed of cellulose, hemicellulose, and lignin.^{3–5} Furfural, which is obtained from the decomposition of hemicellulose, is an important platform chemical with an annual production volume of more than 200 000 tons.^{3,4,6} The reduction of furfural produces furfuryl alcohol (FFalc), which is not fully utilized and over-supplied in the chemical market.^{1,2,7} One promising method to exploit FFalc is its etherification with alkyl alcohols over Brønsted acid catalysts to synthesize alkyl furfuryl ethers (Scheme 1),^{8–10} which have been used as additives

in gasoline to reduce its consumption and CO₂ emission.^{8,9,11–14} Moreover, alkyl furfuryl ethers can be further converted to other valuable fuel additives such as alkyl tetrahydrofurfuryl ethers and alkyl levulinates.^{8,11–13,15}

H. Nguyen *et al.* developed an etherification of FFalc with *iso*-propanol using metal chlorides, namely CrCl₃ and YCl₃,¹⁶ with CrCl₃ affording *iso*-propyl furfuryl ether as the product in a higher yield of approximately 35%. In this system, the metal chlorides generated Brønsted acid species upon alcoholysis, enabling the etherification reaction to proceed. Although effective for the etherification reaction, the homogeneous Brønsted acid catalysts present some drawbacks, such as a cumbersome product separation, catalyst recycling, and environmental problems. To overcome these issues, various heterogeneous catalysts, including zeolites, have been used in the etherification of FFalc with alkyl alcohols to synthesize alkyl furfuryl ethers. However, the etherification reaction over heterogeneous catalysts often requires high reaction temperatures of 398 K or above and long reaction times of 4 h or above, which should be addressed for their industrial applications.^{8,11,15,17–21}

Recently, we demonstrated that montmorillonite K10 is an effective heterogeneous Brønsted acid catalyst for the esterification of FFalc with ethanol to ethyl levulinate (EL).¹ During the conversion, ethyl furfuryl ether (EFE) was formed in a maximum yield of 31.0% and behaved as an intermediate (Fig. S1†). In this work, we aimed to increase the yield of the EFE product by optimizing the reaction conditions. As a result, montmorillonite K10 afforded EFE from FFalc and ethanol in a shorter reaction time at a lower reaction temperature compared with the heterogeneous Brønsted acid catalysts mentioned above.



Scheme 1 Synthesis of alkyl furfuryl ethers *via* etherification of FFalc with alkyl alcohols.

Department of Applied Chemistry, National Defense Academy, 1-10-20 Hashirimizu, Yokosuka, Kanagawa 239-8686, Japan. E-mail: yamanaka@nda.ac.jp

† Electronic supplementary information (ESI) available. See DOI: <https://doi.org/10.1039/d4ra03921a>



While montmorillonite K10 has been used in various etherification reactions, to the best of our knowledge, there are no reports of its use in the etherification reaction of FFalc.^{22–25} Then, other commercially available clay minerals showing Brønsted acidity, namely, kaolinite and halloysite, were also applied to the etherification of FFalc with ethanol under the optimized reaction conditions, and their catalytic performance was correlated to their acid strength expressed according to the Hammett acidity function and their Brønsted acidities determined *via* acid–base titration. Finally, the reusability of montmorillonite K10 was investigated because this clay mineral showed a much higher EFE yield than kaolinite and halloysite.

Experimental

Materials

FFalc, EL, and *p*-nitroaniline were purchased from Tokyo Chemical Industry Co., Ltd. EFE was purchased from Fluorochem. Ethanol and *n*-dodecane were purchased from Wako Pure Chemical Ind., Ltd. All organic chemicals were used as received without further purification. Montmorillonite K10, halloysite, and kaolinite were purchased from Sigma-Aldrich.

Catalyst characterization

Powder X-ray diffractograms (XRD) were recorded on a Bruker D8 ADVANCE diffractometer operated at 40 kV and 40 mA using CuK α radiation ($\lambda = 0.15418$ nm) and identified by using Crystallography Open Database (COD).²⁶ The clay minerals were scanned at a step width of 0.02° and a speed of 6° min⁻¹ over the range 5° $\leq 2\theta \leq$ 80°.

The acid scale of the clay minerals was measured on a UV–vis spectrophotometer (GENESYS 10S UV–VIS, Thermo Scientific) over the spectral range of 300–650 nm using *p*-nitroaniline as a basic indicator.² In a typical procedure, clay minerals (25 mg) and *p*-nitroaniline (1.0 mg) were added to ethanol (10 mL), and the mixture was stirred for 0.5 h with a magnetic stirrer. The clay mineral was then separated from the mixture by centrifugation, and the UV spectrum of the solution was recorded. The Hammett acidity function (H_0) was calculated according to the equation $H_0 = pK_a(\text{In}) + \log([\text{In}]/[\text{InH}^+])$, where $pK_a(\text{In})$ is the pK_a value of the *p*-nitroaniline solution (0.99), and $[\text{In}]$ and $[\text{InH}^+]$ are the molar concentrations of the unprotonated and protonated forms of *p*-nitroaniline, respectively.

Typical experimental procedures

The etherification of FFalc with ethanol over the clay minerals was performed in a 30 mL high-pressure autoclave (TVS-N2 type, Taiatsu Techno Co.) with a magnetic stirrer, a pressure gauge, and an automatic temperature controller. In a typical procedure, clay mineral (50 mg), FFalc (1.0 mmol), *n*-dodecane (0.30 mmol) as an internal standard material, and ethanol (3.0 mL) were charged into the autoclave. After being sealed, the autoclave was purged with N₂ to remove the air and maintained at 1.0 MPa at room temperature. The autoclave was placed in a preheated oil bath at 393 K for 1 h. After completion of the reaction, the autoclave was removed from the oil bath and

quickly cooled in a water bath to stop the reaction. The autoclave was placed in a water bath for at least 0.5 h until the catalyst settled to the bottom of the autoclave.¹³ The remaining N₂ was then discharged, and the supernatant solution was analyzed using a gas chromatograph (Nexis GC-2030, Shimadzu, using a flame ionization detector) equipped with a capillary column (Rxi-5ms, 30 m \times 0.25 mm). The carrier gas was helium, and its flow rate was 1.72 mL min⁻¹. The detector temperature was 553 K. The conversion and product yields were calculated using the internal standard method.

Results and discussion

Catalyst characterization

The specific surface area, total pore volume, and Brønsted acidity of the clay minerals were investigated in our previous work and are summarized in Table S1.† Their Brønsted acidities determined *via* acid–base titration follow the order: montmorillonite K10 (0.378 mmol g⁻¹) > halloysite (0.181 mmol g⁻¹) > kaolinite (0.093 mmol g⁻¹).

In this study, the acid strength of the clay minerals was measured using the Hammett acidity function (H_0), and the results are shown in Table 1. There is the following relationship between H_0 value and acid strength: the lower the H_0 value of a catalyst, the higher its acid strength.^{2,27} From this relationship, we obtained the acid strength order of the clay minerals with the following H_0 values: halloysite (1.07) > kaolinite (1.11) > montmorillonite K10 (1.92).

Catalytic tests

Because montmorillonite K10 showed a much higher Brønsted acidity than kaolinite and halloysite, the former was first used in the etherification of FFalc with ethanol to synthesize EFE.

First, the effect of reaction temperature was investigated from 353 K to 413 K under 1.0 MPa N₂ for 1 h, and the results are shown in Table 2. At 353 K, the target product EFE was obtained in 15.0% yield along with a small amount of EL (1.0% yield) and the FFalc conversion was 34.7% (Table 2, entry 1). When the reaction temperature was increased from 353 K to 393 K, the catalytic performance of montmorillonite K10 was greatly enhanced, giving EFE in 45.6% yield and a FFalc conversion of 93.4% (Table 2, entries 1–3). The increase in the reaction temperature also had a positive effect on the EL yield, which indicates that increasing the reaction temperature facilitated the conversion of EFE to EL. Further increasing the reaction temperature to 413 K resulted in a substantial decrease in the

Table 1 H_0 values for kaolinite, halloysite, and montmorillonite K10

Entry	Catalyst	A_{max}^a	$[\text{In}]/\%$	$[\text{InH}^+]/\%$	H_0
1	—	2.227	100	0	—
2	Kaolinite	1.270	57.0	43.0	1.11
3	Halloysite	1.212	54.4	45.6	1.07
4	Montmorillonite K10	1.555	69.8	30.2	1.92

^a Obtained in the wavelength range of 371.5–373 nm.



Table 2 Effect of reaction temperature on the etherification of FFalc with ethanol over montmorillonite K10^a

Entry	Reaction temp./K	Conv./%	Yield/%	
			EFE	EL
1	353	34.7	15.0	1.0
2	373	73.8	35.3	4.5
3	393	93.4	45.6	8.8
4	413	99.7	29.6	26.1

^a Reaction conditions: montmorillonite K10, 50 mg; FFalc, 1.0 mmol; *n*-dodecane, 0.30 mmol; ethanol, 3.0 mL; N₂ pressure, 1.0 MPa; reaction time, 1 h.

yield of EFE (Table 2, entry 4). Therefore, 393 K was selected as the optimum reaction temperature for further experiments. At any reaction temperature, a large difference between the FFalc conversion and total yield of EFE and EL was observed. This is most likely due to the formation of dark-colored insoluble polymeric byproducts such as humin because FFalc easily undergoes self-polymerization in the presence of acid catalysts.^{12,28,29}

Next, the effect of the ethanol volume was investigated by varying the ethanol volume from 1.5 mL to 6.0 mL while keeping other reaction parameters constant. The results are shown in Table 3. When the etherification of FFalc over montmorillonite K10 was performed in 1.5 mL ethanol, EFE was formed in 38.2% yield together with a large amount of EL (12.7% yield) and the FFalc conversion was 99.1% (Table 3, entry 1). By increasing the ethanol volume to 3.0 mL, a higher EFE yield of 45.6% and a lower FFalc conversion of 93.4% were obtained, accompanied by a lower EL yield of 8.8% (Table 3, entry 2). Therefore, a dilute concentration of FFalc was required to increase the yield and selectivity of the target product EFE. A similar yield of EFE was obtained using 4.5 mL ethanol (Table 3, entry 3). Further increasing the ethanol volume to 6.0 mL resulted in a decrease in the catalytic performance of montmorillonite K10 (Table 3, entry 4). This result implies a mass transfer limitation,³⁰ which was supported by the fact that a much lower catalytic performance was observed when the ethanol volume was increased to 7.5 mL (Table 3, entry 5).

Table 3 Effect of ethanol volume on the etherification of FFalc with ethanol over montmorillonite K10^a

Entry	Ethanol volume/mL	Conv./%	Yield/%	
			EFE	EL
1	1.5	99.1	38.2	12.7
2	3.0	93.4	45.6	8.8
3	4.5	94.6	46.0	10.2
4	6.0	84.9	40.4	5.5
5	7.5	74.9	34.7	4.8

^a Reaction conditions: montmorillonite K10, 50 mg; FFalc, 1.0 mmol; *n*-dodecane, 0.30 mmol; N₂ pressure, 1.0 MPa; reaction temperature, 393 K; reaction time, 1 h.

Accordingly, the optimum ethanol volume of 3.0 mL was selected for further experiments.

Then, the catalyst amount was optimized, and the results are shown in Table 4. Upon increasing the catalyst amount from 10 mg to 50 mg, the FFalc conversion and EFE yield increased from 39.3% to 93.4% and from 17.9% to 45.6%, respectively (Table 4, entries 1–3). Further increasing the catalyst amount to 70 mg and 90 mg increased slightly the FFalc conversion to 99.1%, whereas the yield of EFE gradually decreased to 43.2% (Table 4, entries 4 and 5). Considering that the yield of EL steadily increased from 8.8% to 14.0%, the decrease in the EFE yield can be ascribed to the increase in the number of available Brønsted acid sites that facilitate the conversion of the target product to the byproduct. Therefore, 50 mg was selected as the optimum catalyst amount for further experiments.

The effect of the N₂ pressure was investigated from 0.1 MPa to 1.0 MPa, and the results are shown in Table 5. Increasing the N₂ pressure from 0.1 MPa to 0.7 MPa improved the catalytic performance of montmorillonite K10 (Table 5, entries 1–3). A similar behavior was reported by S. Shimazu *et al.*²¹ Performing the etherification reaction under a higher N₂ pressure of 1.0 MPa hardly improved the EFE yield (Table 5, entry 4). Accordingly, a N₂ pressure of 0.7 MPa was selected as the optimum condition for further experiments.

Fig. 1 shows the effect of the reaction time on the etherification of FFalc with ethanol over montmorillonite K10. After 0.25 h, the FFalc conversion and EFE yield were 71.6% and 32.6%, respectively. By prolonging the reaction time to 0.5 h, the FFalc conversion and EFE yield increased to 85.9% and 41.4%, respectively. A maximum EFE yield of 45.3% and a FFalc conversion of 94.2% were obtained after 1 h. Further increasing the reaction time caused a decrease in the yield of EFE, whereas the yield of EL increased. Therefore, the reaction time of 1 h was found to be optimal.

In our previous work, EFE was formed in 31.0% yield after 1 h at 393 K (Fig. S1†), whereas a much higher EFE yield of 45.3% was obtained in this work under identical reaction conditions except for a lower N₂ pressure and a larger amount of FFalc.

Under the optimized conditions, other commercially available clay minerals showing Brønsted acidity, namely, kaolinite and halloysite, were also applied to the etherification reaction.

Table 4 Effect of catalyst amount on the etherification of FFalc with ethanol over montmorillonite K10^a

Entry	Catalyst amount/mg	Conv./%	Yield/%	
			EFE	EL
1	10	39.3	17.9	1.7
2	30	81.0	40.2	6.5
3	50	93.4	45.6	8.8
4	70	97.6	44.6	10.3
5	90	99.1	43.2	14.0

^a Reaction conditions: FFalc, 1.0 mmol; *n*-dodecane, 0.30 mmol; ethanol, 3.0 mL; N₂ pressure, 1.0 MPa; reaction temperature, 393 K; reaction time, 1 h.



Table 5 Effect of N₂ pressure on the etherification of FFalc with ethanol over montmorillonite K10^a

Entry	N ₂ pressure/MPa	Conv./%	Yield/%	
			EFE	EL
1	0.1	89.5	43.2	6.5
2	0.4	93.5	43.0	8.4
3	0.7	94.2	45.3	8.3
4	1.0	93.4	45.6	8.8

^a Reaction conditions: montmorillonite K10, 50 mg; FFalc, 1.0 mmol; *n*-dodecane, 0.30 mmol; ethanol, 3.0 mL; reaction temperature, 393 K; reaction time, 1 h.

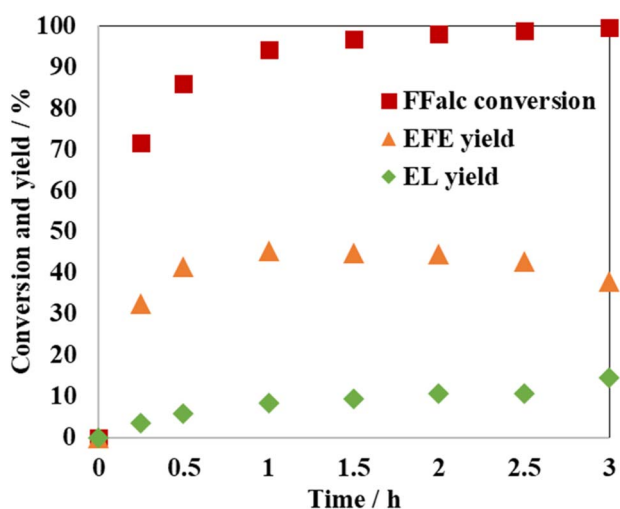


Fig. 1 Time profile for the etherification of FFalc with ethanol over montmorillonite K10. Reaction conditions: montmorillonite K10, 50 mg; FFalc, 1.0 mmol; *n*-dodecane, 0.30 mmol; ethanol, 3.0 mL; N₂ pressure, 0.7 MPa; reaction temperature, 393 K.

As shown in Table 6, the two clay minerals exhibited much lower catalytic performance than montmorillonite K10. A comparison of their catalytic performance with their acid strength and Brønsted acidities shown in Tables 1 and S1,[†] respectively, revealed that the order of their catalytic performance was consistent with that of their Brønsted acidities.

Table 6 Etherification of FFalc with ethanol over clay minerals^a

Entry	Catalyst	Conv./%	Yield/%	
			EFE	EL
1	Kaolinite	15.2	0.6	n.d. ^b
2	Halloysite	23.1	3.7	0.2
3	Montmorillonite K10	94.2	45.3	8.3

^a Reaction conditions: catalyst, 50 mg; FFalc, 1.0 mmol; *n*-dodecane, 0.30 mmol; ethanol, 3.0 mL; N₂ pressure, 0.7 MPa; reaction temperature, 393 K; reaction time, 1 h. ^b n.d. represents not detected.

Thus, the higher the Brønsted acidity of a catalyst, the higher its catalytic performance in the etherification reaction.

The reusability of montmorillonite K10 for the etherification reaction was investigated under the optimized conditions (Fig. 2). After completion of the reaction, the reaction mixture was transferred to a centrifuge tube. The wall of the autoclave was washed with acetone two or three times, and the resulting mixture was also transferred to the tube. The mixture was centrifuged to separate the spent montmorillonite K10 from the solution. The majority of the solution was discarded, and fresh acetone was added to the tube. The mixture was then stirred and centrifuged again. This process was repeated several times. The washed montmorillonite K10 was dried under vacuum overnight, collected from the centrifuge tube, and reused for the next run. After the first run, the surface of the spent catalyst became black, whereas that of the original catalyst was white. This surface color change to black indicates the adsorption and deposition of the abovementioned insoluble polymeric byproducts such as humin on the catalyst surface, which decreased the accessibility of the Brønsted acid sites required for the etherification reaction to proceed.⁶ This was expected to decrease the catalytic performance of montmorillonite K10 after the second run. In fact, a substantial decrease in the catalytic performance was observed in the second run, with the yield of EFE and FFalc conversion being 19.1% and 44.9%, respectively. To remove unwanted insoluble polymeric byproducts, the spent montmorillonite K10 after the first run was calcined at 673 K for 4 h in air. The calcined catalyst afforded an EFE yield of 44.6% and a FFalc conversion of 88.2%, which were comparable to those of the fresh catalyst (Fig. 2, runs 1 and 2*). Therefore, montmorillonite K10 could be reused for the etherification reaction after thermal treatment.

Finally, the catalytic results of montmorillonite K10 for the etherification of FFalc with ethanol were compared with those of some heterogeneous Brønsted acid catalysts (Table 7). The

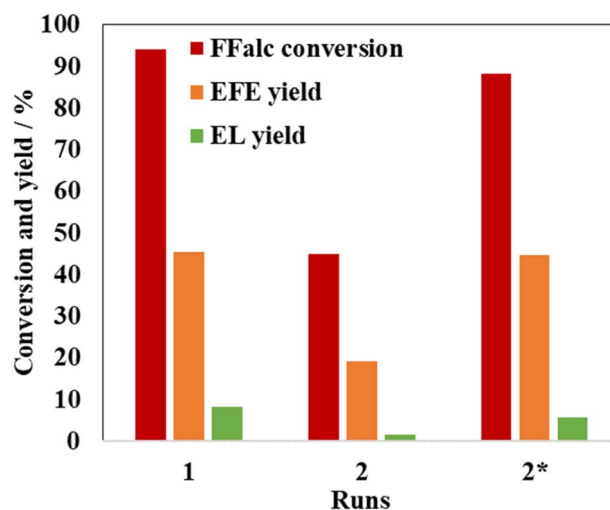


Fig. 2 Reusability of montmorillonite K10 for the etherification of FFalc with ethanol. Reaction conditions: montmorillonite K10, 50 mg; FFalc, 1.0 mmol; *n*-dodecane, 0.30 mmol; ethanol, 3.0 mL; N₂ pressure, 0.7 MPa; reaction temperature, 393 K; reaction time, 1 h.



Table 7 Comparison of FFalc etherification with ethanol over montmorillonite K10 and other heterogeneous Brønsted acid catalysts

Entry	Catalyst	Temp./K	Time/h	Yield ^a /%	Ref.
1	Montmorillonite K10	393	1	45.3	This work
2	UiO-66-NH ₂ -HPW	423	4	31	8
3	HZSM-5 (Si/Al = 25)	328	18	40.6	15
4	S-R-NCM	403	7	44	17
5	ZSM-5 (SiO ₂ /Al ₂ O ₃ = 30)	398	—	50	18
6	[Gd(H ₄ nmp)(H ₂ O) ₂]Cl·2H ₂ O	363	5	52	19
7	Al-TUD-1(4)-at	413	0.5	52	20

^a EFE yield.

clay mineral showed an EFE yield comparable to that of the heterogeneous catalysts within a shorter time at a lower reaction temperature, demonstrating its superiority. In addition, montmorillonite K10 has the advantages of being commercially available, low-cost, and environmentally benign compared with other heterogeneous catalysts. Therefore, the newly developed catalytic system based on commercially available, low-cost, and environmentally friendly montmorillonite K10 is effective for the synthesis of EFE *via* the etherification of FFalc with ethanol.

Conclusions

In this study, we demonstrated that commercially available, low-cost, and environmentally friendly montmorillonite K10 is an effective heterogeneous Brønsted acid catalyst for the etherification of FFalc with ethanol. The clay mineral produced the target product EFE in 45.3% yield and a FFalc conversion of 94.2% at a reaction temperature of 393 K within 1 h. This catalytic performance is superior to those of previously reported heterogeneous Brønsted acid catalysts. In the etherification reaction under the optimized conditions, montmorillonite K10 was superior to other commercially available clay minerals showing Brønsted acidity, namely, kaolinite and halloysite, probably because of its much higher Brønsted acidity. Furthermore, it could be reused without a considerable loss of its catalytic performance after calcination. Our catalytic system offers a substantial improvement of the synthesis of EFE from FFalc and ethanol in terms of product separation, cost, and performance, thereby providing an environmentally friendly, economic, and effective route to biomass utilization.

Data availability

The data supporting this article have been included as part of the ESI.†

Author contributions

Nobutaka Yamanaka: conceptualization, data curation, formal analysis, funding acquisition, investigation, methodology, project administration, validation, visualization, writing – original draft. Koji Nishi: methodology, formal analysis, investigation, writing – review & editing. Kenji Yasunaga and Hiroshi Yamada: data curation, writing – review & editing.

Conflicts of interest

There are no conflicts to declare.

Acknowledgements

This work was financially supported by JSPS KAKENHI (Grant Numbers 23K13787 and 23K03705).

References

- N. Yamanaka, D. Abe, M. Miwaka-Saiga, K. Yasunaga, H. Yamada and S. Shimazu, *Sustainable Energy Fuels*, 2022, **6**, 5153.
- G. Wang, Z. Zhang and L. Song, *Green Chem.*, 2014, **16**, 1436.
- N. Yamanaka and S. Shimazu, *Reactions*, 2023, **4**, 667.
- S. Zhu, Y. Cen, J. Guo, J. Chai, J. Wang and W. Fan, *Green Chem.*, 2016, **18**, 5667.
- A. Démolis, N. Essayem and F. Rataboul, *ACS Sustain. Chem. Eng.*, 2014, **2**, 1338.
- L. Peng, X. Gao, X. Yu, H. Li, J. Zhang and L. He, *Energy Fuels*, 2019, **33**, 330.
- G. Zhao, M. Liu, X. Xia, L. Li and B. Xu, *Molecules*, 2019, **24**, 1881.
- N. Mulik and V. Bokade, *Mol. Catal.*, 2022, **531**, 112689.
- M. Song, C. Qiu, P. Ma, J. Zhong, Z. Zhang, W. Fang, W. Song, J. Fan and W. Lai, *Renewable Energy*, 2023, **212**, 468.
- A. Saotta, A. Allegri, F. Liuzzi, G. Fornasari, N. Dimitratos and S. Albonetti, *ChemEngineering*, 2023, **7**, 23.
- D. R. Chaffey, T. E. Davies, S. H. Taylor and A. E. Graham, *ACS Sustain. Chem. Eng.*, 2018, **6**, 4996.
- N. L. Mulik, P. S. Niphadkar and V. V. Bokade, *Res. Chem. Intermed.*, 2020, **46**, 2309.
- Q. Cao, W. Zhang, S. Luo, R. Guo and D. Xu, *Energy Fuels*, 2021, **35**, 12725.
- T. A. Natsir and S. Shimazu, *Fuel Process. Technol.*, 2020, **200**, 106308.
- Q. Cao, J. Guan, G. Peng, T. Hou, J. Zhou and X. Mu, *Catal. Commun.*, 2015, **58**, 76.
- H. Nguyen, N. Xiao, S. Daniels, N. Marcella, J. Timoshenko, A. Frenkel and D. G. Vlachos, *ACS Catal.*, 2017, **7**, 7363.
- Y. A. Topolyuk and A. I. Nekhaev, *Mendeleev Commun.*, 2018, **28**, 93.



- 18 J.-P. Lange, E. van der Heide, J. van Buijtenen and R. Price, *ChemSusChem*, 2012, **5**, 150.
- 19 M. M. Antunes, R. F. Mendes, F. A. A. Paz and A. A. Valente, *Catalysts*, 2021, **11**, 190.
- 20 P. Neves, M. M. Antunes, P. A. Russo, J. P. Abrantes, S. Lima, A. Fernandes, M. Pillinger, S. M. Rocha, M. F. Ribeiro and A. A. Valente, *Green Chem.*, 2013, **15**, 3367.
- 21 T. A. Natsir, T. Hara, N. Ichikuni and S. Shimazu, *ACS Appl. Energy Mater.*, 2018, **1**, 2460.
- 22 B. Lu, L.-J. Li, T.-S. Li and J.-T. Li, *J. Chem. Res., Synop.*, 1998, 604.
- 23 M. Roze, V. Kampars, K. Teivena, R. Kampare and E. Liepins, *Mater. Sci. Appl. Chem.*, 2013, **28**, 67.
- 24 A. M. Bahmanpour, F. Héroguel, C. J. Baranowski, J. S. Luterbacher and O. Kröcher, *Appl. Catal., A*, 2018, **560**, 165.
- 25 A. M. Tomkiel, A. D. Majewski, L. Siergiejczyk and J. W. Morzycki, *Molecules*, 2023, **28**, 7068.
- 26 A. Altomare, N. Corriero, C. Cuocci, A. Falcicchio, A. Moliterni and R. Rizzi, *J. Appl. Crystallogr.*, 2015, **48**, 598.
- 27 B. M. Matsagar and P. L. Dhepe, *New J. Chem.*, 2017, **41**, 6137.
- 28 K. Tang, S. Xie, G. R. Cofield, X. Yang, E. Tian and H. Lin, *Energy Technol.*, 2018, **6**, 1826.
- 29 X. Gao, L. Peng, H. Li and K. Chen, *BioResources*, 2015, **10**, 6548.
- 30 K. Y. Nandiwale, S. K. Sonar, P. S. Niphadkar, P. N. Joshi, S. S. Deshpande, V. S. Patil and V. V. Bokade, *Appl. Catal., A*, 2013, **460–461**, 90.

