


 Cite this: *RSC Adv.*, 2024, 14, 34855

Study on the sorption and desorption behavior of La^{3+} and Bi^{3+} by bis(2-ethylhexyl)phosphate modified activated carbon†

 Hongshan Zhu,^{id abc} Stephan Heintz,^{id a} Koen Binnemans,^{id b} Steven Mullens^{id c} and Thomas Cardinaels^{id *ab}

The separation of ^{213}Bi from its parent radionuclide ^{225}Ac via radionuclide generators has proven to be a challenge due to the limited performance of the current sorbents. This study evaluated the separation performance of La^{3+} (as a surrogate for ^{225}Ac) and Bi^{3+} using bis(2-ethylhexyl)phosphate monofunctionalized activated carbon (HDEHP/AC). The potential applications of phosphate groups as active sites and the carbon structure as a sorbent support were confirmed and validated. Various factors, including pH values, salt concentration, halide ions, contact time, solid-to-liquid ratio, initial $\text{La}^{3+}/\text{Bi}^{3+}$ concentration, and gamma irradiation were examined through batch sorption experiments in both single and binary systems. HDEHP/AC had a high sorption capacity for La^{3+} via electrostatic attraction, with the sorption data fitting well to the pseudo-second-order kinetic equation and Langmuir model. The sorption performance of La^{3+} on HDEHP/AC was minimally affected as the NaCl/NaI concentrations increased at pH = 2, whereas the sorption capacity for Bi^{3+} decreased significantly. Additionally, selective desorption of La^{3+} and Bi^{3+} was achieved using HNO_3 and NaI solutions, respectively. These results backed up by a conceptual separation process point toward a potential use of these materials in a direct/inverse $^{225}\text{Ac}/^{213}\text{Bi}$ radionuclide generator. Further optimization of the material and separation process will be required to bring this class of promising materials into an actual generator for medical applications.

Received 30th August 2024

Accepted 30th September 2024

DOI: 10.1039/d4ra06276k

rsc.li/rsc-advances

1. Introduction

The short-lived radionuclide ^{213}Bi ($t_{1/2} = 45.61$ min) has received increasing attention for targeted alpha therapy for cancer treatment due to its favorable physical and radiobiological properties.^{1–3} It undergoes a series of alpha- and beta-decays to the near-stable isotope ^{209}Bi ($t_{1/2} = 1.9 \times 10^{19}$ years), without long-lived intermediates.^{4,5} Specifically, the decay of ^{213}Bi , with a branching ratio of 97.86%, leads to a pure alpha-emitter ^{213}Po ($t_{1/2} = 3.708$ μs), which emits high-energy alpha-particles (approximately 8 MeV).^{5,6} ^{213}Bi -radiopharmaceutical plays a crucial role in delivering a high radiation dose to the targeted cancer cells.⁷ Currently, ^{213}Bi is produced directly by the decay of the relatively long-lived radionuclide ^{225}Ac ($t_{1/2} = 9.920$ days), which can be subsequently separated by

radionuclide generators.^{1,8} However, the separation of ^{213}Bi from ^{225}Ac occurs in harsh conditions, posing stringent requirements on the performance and life-time of the sorbents used in the generators. Despite the fact that a range of sorbents have been investigated for this application, issues of low resistance to radiolysis and poor chemical stability make the separation of medical grade ^{213}Bi in many cases a challenge.^{9–11} Considering these limitations, the development of alternative sorbents and the optimization of the related separation process are of great importance for the further development and implementation of targeted ^{213}Bi therapy.⁹

Understanding the interactions between active sorption sites and radionuclides is a key strategy for developing alternative materials and optimizing the separation process.^{3,12} Previous studies have shown that $^{225}\text{Ac}^{3+}$ can be tightly adsorbed onto organic resins with sulfonic acid groups (e.g., AG MP-50 and Dowex 50W-X8) through electrostatic attraction and ion exchange. Also, the desorption of $^{213}\text{Bi}^{3+}$ can be achieved by elution with halide anions (e.g., I^- and Cl^-).^{13,14} However, the life-time of these materials is limited to about 1 day, due to the radiolysis-induced scission of sulfonic acid groups and the changes in cross-linking of their macromolecular backbone.^{9,11,13,15} Moreover, a very high concentrations of acids such as HNO_3 or HCl (e.g., 8 mol L^{-1} HNO_3) should be used to recycle

^aBelgian Nuclear Research Centre (SCK CEN), Institute for Nuclear Materials Science, Boeretang 200, B-2400 Mol, Belgium

^bKU Leuven, Department of Chemistry, Celestijnenlaan 200F, P. O. Box 2404, B-3001 Leuven, Belgium. E-mail: thomas.cardinaels@kuleuven.be

^cFlemish Institute for Technological Research (VITO NV), Sustainable Materials Management, Boeretang 200, 2400 Mol, Belgium

† Electronic supplementary information (ESI) available. See DOI: <https://doi.org/10.1039/d4ra06276k>

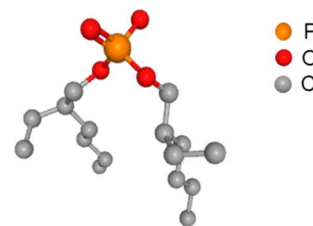


the undecayed $^{225}\text{Ac}^{3+}$ from the column due to the strong affinity of the sulfonic acid group for $^{225}\text{Ac}^{3+}$, possibly impacting the further reuse of $^{225}\text{Ac}^{3+}$.¹⁶

The sorption and desorption mechanisms of carbon materials with carboxylic groups for $\text{La}^{3+}/\text{Ac}^{3+}/\text{Bi}^{3+}$ were revealed in our previous studies. These materials have shown a potential for the selective sorption performance of Bi^{3+} over $\text{La}^{3+}/\text{Ac}^{3+}$ under a low pH value (e.g., pH 1–2) and a high salt concentration (e.g., 2–3 mol L⁻¹ NaNO₃). Although a series desorption experiments have done to discover an eluent to selective desorption of Bi^{3+} , the contamination of $\text{La}^{3+}/\text{Ac}^{3+}$ has also been eluted. Therefore, due to the lack of a suitable eluent, it remains challenging to use these materials in direct generators.

Phosphorus-containing groups, such as phosphonic, phosphoric, and phosphinic acid groups, are known for their interaction with metal ions. Sorbent materials comprising such functional groups have been extensively studied due to their affinity towards rare earth elements and actinides ions, with high selectivity towards the hard Lewis acid cations, especially lanthanides.^{17–22} Another benefit of phosphorus-containing groups is their higher radiation stability compared to sulfonic acid groups.²³ One approach to synthesize such sorbents consists in the impregnation of an active phase (extractants) into a solid support.^{24–28} Despite the diversity in extractants and the nature of the solid support, only a few studies have systematically examined their potential use in $^{225}\text{Ac}/^{213}\text{Bi}$ generators. Wu *et al.* explored the separation performance of actinide (AC) resin, which is composed of *P,P'*-di(2-ethylhexyl) methanediphosphonic acid (H₂DEH[MDP]) and silica matrix, for use in direct $^{225}\text{Ac}/^{213}\text{Bi}$ generators.²⁹ However, the relatively low radiation stability of silica and H₂DEH[MDP] has limited their application, together with the observation of silica leaching at a low pH.^{9,30,31} Furthermore, AC resin has shown a strong affinity for ^{225}Ac even in a relatively high acidic solution, which may hinder the recycling and reuse of undecayed $^{225}\text{Ac}^{3+}$ from the AC resin.^{21,29} Interestingly, Horwitz *et al.* reported that the sorption of Ac^{3+} onto di(2-ethylhexyl)orthophosphoric acid as the stationary phase on Celite was significantly low in 0.1 mol L⁻¹ HNO₃ solutions.³² Ondrák *et al.* reported the use of α -ZrP-PAN composite in a direct $^{225}\text{Ac}/^{213}\text{Bi}$ radionuclide generator, achieving ^{213}Bi yield of 77–96% in a 2.8 mL.³³ The elution was performed using 10 mM DTPA. However, the detailed separation mechanism of this material was not examined. Typically, the eluent should ideally be salt, which can be easily chelated by other chelators. Ostapenko *et al.* also found that most La^{3+} could be eluted by 0.1 mol L⁻¹ HNO₃ solutions from Ln resin (di(2-ethylhexyl)phosphoric acid (HDEHP) immobilized onto a solid support).²⁷ Thus, the use of phosphate/phosphoric acid functional groups is expected to be favorable for the recycling and reuse of undecayed $^{225}\text{Ac}^{3+}$.

The selection of solid support for the extractants in a generator column is also critical, with high requirements on their radiolytic and chemical stability.^{26,34} Various materials have been developed as solid supports for the immobilization of extractants, such as silica, polymer resins, powdered glass, and activated carbon.^{24,26,31,35,36} Among these, activated carbon materials have shown to be particularly attractive due to their



Scheme 1 Suggested structure of HDEHP.

large surface area, high porosity, stable pore structure, and good stability.³⁷ However, experiments are still needed to explore the separation mechanism using such materials. Therefore, this study explores the use of bis(2-ethylhexyl) phosphate (Scheme 1) monofunctionalized activated carbon (HDEHP/AC) as a sorbent for the Ac^{3+} (or its surrogates)/ Bi^{3+} separation. The primary focus was to demonstrate the performance of such phosphate monofunctionalized carbon surface as a model, allowing the unambiguous evaluation of the performance/influence of the phosphate group.

The physical and chemical properties of HDEHP/AC were characterized by various techniques such as scanning electron microscopy (SEM), diffuse reflectance infrared Fourier transformations (DRIFT), N₂ sorption, elemental analysis, and inductively coupled plasma optical emission spectroscopy (ICP-OES). A series of batch experiments were conducted to investigate the separation behavior of HDEHP/AC for La^{3+} and Bi^{3+} under various influencing factors (e.g., pH values, salt concentration, contact time, initial concentrations of metal ions, gamma-ray irradiation), and the conceptual design of $^{225}\text{Ac}/^{213}\text{Bi}$ separation process was discussed. The findings of this study are expected to contribute to the development and fabrication of alternative materials for use in $^{225}\text{Ac}/^{213}\text{Bi}$ radionuclide generators.

2. Experimental section

2.1. Materials and reagents

La(NO₃)₃·6H₂O (99.99%), Bi(NO₃)₃·5H₂O (98%), NaNO₃ (≥99.0%), and HNO₃ (≥65%) were purchased from Sigma-Aldrich. HCl (37%) was purchased from Fisher Scientific. NaCl (≥99.5%), NaOH (≥99.0%), and bis(2-ethylhexyl) phosphate modified activated carbon (902 470) were purchased from Merck. Milli-Q water (18.2 MΩ cm @ 25 °C) was used in the experiments. All chemicals in this study were used without further purification.

2.2. Batch sorption experiments

Stock solutions with La^{3+} and Bi^{3+} were prepared by dissolving appropriate amounts of La(NO₃)₃·6H₂O (99.99%) and Bi(NO₃)₃·5H₂O (98%) in 0.01 and 0.30 mol L⁻¹ HNO₃ solutions, respectively, to obtain a concentration of 100 mg L⁻¹ for each ion. Then, the NaOH and HNO₃ were utilized to adjust the pH values of the solutions. Batch sorption experiments were carried out in 50 mL plastic centrifuge tubes with a suitable mass of HDEHP/AC added into a 30 mL of the liquid phase. To



investigate the solid-to-liquid ratio, HDEHP/AC with different mass values was mixed with a given concentration of La^{3+} and Bi^{3+} solution (30 mL). Various concentrations of $\text{NaNO}_3/\text{NaCl}/\text{NaI}$ were added to examine the effect of salt concentrations and halide ions. Kinetic time was investigated by controlling the shaking time (2–180 min) in single and binary systems. Sorption isotherms were measured by increasing the initial concentrations of La^{3+} and Bi^{3+} in both single and binary systems. Except where stated otherwise, the reaction suspension was shaken at 140 rpm in a shaker for 24 hours at room temperature. The separation of sorbent from liquid phase was performed using 0.45 μm PTFE syringe filters, and the La^{3+} and Bi^{3+} concentrations in the liquid phase were measured by ICP-MS/ICP-AES.

The sorption capacity for ^{225}Ac was also investigated by using a 30 mL liquid phase containing 100 kBq ^{225}Ac , 10 $\mu\text{mol L}^{-1}$ La^{3+} , and 10 $\mu\text{mol L}^{-1}$ Bi^{3+} with 60 or 400 mg HDEHP/AC as the solid phase. The reaction suspension was shaken at 140 rpm for 2 hours, and the remaining steps were similar to those described above. The activities of ^{221}Fr and ^{213}Bi were measured by a high-purity germanium (HPGe, Princeton Gamma Tech) detector, while the activity of ^{225}Ac was calculated based on the relation between ^{225}Ac and $^{221}\text{Fr}/^{213}\text{Bi}$.³⁴

2.3. Desorption experiments

The liquid solution used in the sorption process was composed of 10 $\mu\text{mol L}^{-1}$ La^{3+} , and 10 $\mu\text{mol L}^{-1}$ Bi^{3+} . Then, 400 mg of HDEHP/AC was added to the liquid solution, and the reaction suspension was shaken at 140 rpm in a shaker for 24 hours at room temperature. Afterwards, a 1.0 mL of different HNO_3 solution concentrations was added into the reaction suspension, which was shaken for 24 h. Finally, the separation of sorbent from liquid was performed using 0.45 μm PTFE syringe filters, and the La^{3+} and Bi^{3+} concentrations in the liquid phase were measured by ICP-MS/ICP-AES. For the desorption process with NaI eluate, after the sorption process, 0.15–3 mL of NaI solution was added into the reaction suspension to adjust the concentration of NaI within 0.005–0.45 mol L^{-1} .

2.4. Stability experiments

To determine its chemical stability in an aqueous solution, dry HDEHP/AC with different mass values (e.g., 100, 200, 300, 400, and 500 mg) was immersed into 40 mL of 0.01–0.5 mol L^{-1} HNO_3 solution in a 50 mL plastic centrifuge tube, and then the plastic centrifuge tubes were shaken at 180 rpm for 150 hours. HDEHP/AC was removed using 0.45 μm PTFE membrane filters, and then the HDEHP/AC residue was dried in an oven at 70 °C. The mass weight of P for the HDEHP/AC was measured by ICP-OES.

To determine its radiation stability, the dry HDEHP/AC was placed into a glass vial and then irradiated with gamma rays from a ^{60}Co source (BRIGITTE, SCK CEN). The absorbed dose for HDEHP/AC was 862 ± 121 kGy with a dose rate of 8.9 kGy h^{-1} , and its radiation stability was investigated by conducting batch sorption experiments.

2.5. Characterization

The surface morphology of HDEHP/AC was analyzed by SEM (FEI Nova NanoSEM 450), and XRD (X'Pert Pro, PAN analytical, Cu radiation source) was used to investigate the carbon structure. Elemental analysis (Vario EL and Oxy Cubes) and ICP-OES (Agilent Technologies Inc. – 5100) were performed to quantify the C, O, H, and P element amounts. The diffuse reflectance infrared Fourier transformations (DRIFT) spectroscopy (Nicolet 6700) with an *in situ* DRIFT accessory type 'Harrick Praying Mantis' was used to identify the surface functional groups. Thermal stability was determined by TGA (Netzsch STA 449 F3).

2.6. Data analysis

The sorption percentage R (%), sorption amount q_e ($\mu\text{mol g}^{-1}$), distribution coefficient K_d (mL g^{-1}), and desorption percentage D (%) were expressed as follows:

$$R(\%) = \frac{C_o - C_e}{C_o} \times 100\% \quad (1)$$

$$R(\%) = \frac{A_o - A_e}{A_o} \times 100\% \quad (2)$$

$$K_d = \frac{C_o - C_e}{C_e} \times \frac{V}{m} \quad (3)$$

$$K_d = \frac{A_o - A_e}{A_e} \times \frac{V}{m} \quad (4)$$

$$q_e = \frac{V(C_o - C_e)}{1000m} \quad (5)$$

$$n_o = \frac{C_o V R}{1000} \quad (6)$$

$$n_d = \frac{C_o V - C_d V_d}{1000} \quad (7)$$

$$D(\%) = \frac{n_o - n_d}{n_o} \times 100\% \quad (8)$$

where m (g) represents the mass of the sorbent. V (mL) refers to the liquid phase volume during the sorption process, V_d (mL) represents the liquid phase volume in the desorption process, C_o ($\mu\text{mol L}^{-1}$) and C_e ($\mu\text{mol L}^{-1}$) denote the starting and final concentrations of metal ions during the sorption process, respectively. C_d ($\mu\text{mol L}^{-1}$) is the final concentration of metal ions in the desorption process. n_o (μmol) and n_d (μmol) represent the amount of La^{3+} or Bi^{3+} sorption on the sorbent after the sorption and desorption processes, respectively.

The pseudo-first order (eqn (9)), pseudo-second order (eqn (10)), intraparticle diffusion (eqn (11)) and Elovich (eqn (12)) models were applied to fit sorption kinetic data:^{38–41}

$$q_t = q_e(1 - e^{-k_1 t}) \quad (9)$$

$$q_t = \frac{k_2 q_e^2 t}{1 + k_2 q_e t} \quad (10)$$



$$q_t = K_{IPD}t^{1/2} + C \quad (11)$$

$$q_t = \frac{1}{\beta} \ln(\alpha\beta t + 1) \quad (12)$$

where k_1 (min^{-1}), k_2 ($\text{g } \mu\text{mol}^{-1} \text{min}^{-1}$), K_{IPD} ($\mu\text{mol g}^{-1} \text{min}^{-1/2}$) refer to the sorption rate constants of the kinetic equations. t (min) is the sorption time and q_t ($\mu\text{mol g}^{-1}$) represents the amount of metal ions adsorbed at time t . C ($\mu\text{mol g}^{-1}$) is related to the thickness of boundary layer. α ($\mu\text{mol g}^{-1} \text{min}^{-1}$) and β ($\text{g } \mu\text{mol}^{-1}$) are known as the Elovich coefficients.

The Langmuir and Freundlich models can respectively be expressed as follows eqn (13) and eqn (14), respectively:^{41–43}

$$q_e = \frac{K_L q_{\max} C_e}{1 + K_L C_e} \quad (13)$$

$$q_e = K_F C_e^{1/n} \quad (14)$$

where K_L ($\text{L } \mu\text{mol}^{-1}$) is a constant of the Langmuir equation, q_{\max} ($\mu\text{mol g}^{-1}$) represents the maximum amount of metal ions adsorbed onto HDEHP/AC. K_F ($\mu\text{mol}^{1-n} \text{L}^n \text{g}^{-1}$) and $1/n$ are the Freundlich constants related to the sorption capacity and the sorption intensity, respectively.

3. Results and discussion

3.1. Characterization

HDEHP/AC was characterized by complementary techniques to investigate its physical-chemical properties before testing its performance to separate Bi^{3+} from $\text{La}^{3+}/\text{Ac}^{3+}$. The SEM image revealed irregularly shaped HDEHP/AC grains that ranged from several micrometers to nearly a hundred micrometers in size (Fig. 1a). The XRD pattern (Fig. 1b) exhibited a broad peak centered at around $2\theta = 20\text{--}23^\circ$, indicating an amorphous or disordered carbon structures.^{44,45} Another broad and weak peak was observed at around $2\theta = 43\text{--}44^\circ$, which was attributed to an axis of the graphite structure.^{44,45}

The elemental analysis results (Table S1†) show that the percentage of P in the HDEHP/AC was 2.42 wt%, in addition to 82.8 wt% C, 3.14 wt% H, and 7 wt% O. Furthermore, the DRIFT spectrum (Fig. 1c) of HDEHP/AC contained characteristic bands at 1242 and 1028 cm^{-1} , which were assigned to the P=O and P–O–C stretching modes, respectively.^{46,47} These results indicate that the HDEHP was immobilized onto the activated carbon structure. The introduction of HDEHP on the surface of activated carbons caused a decrease in their specific surface area

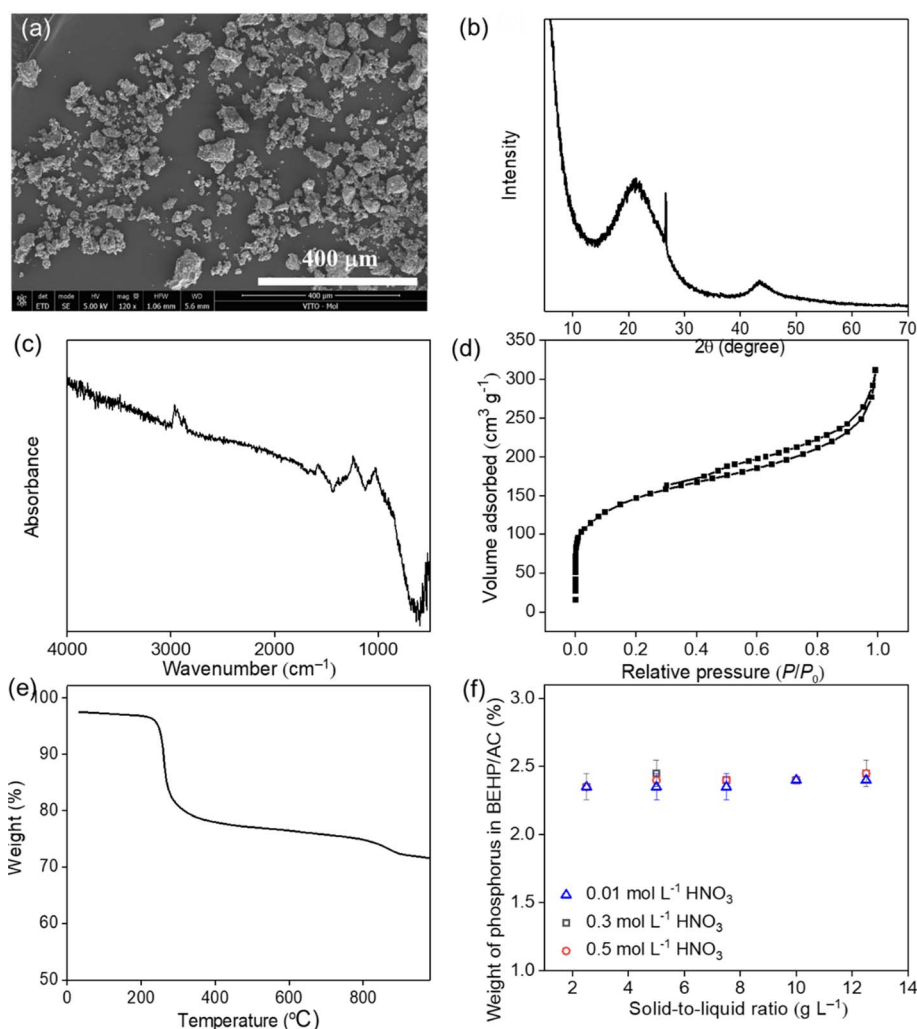


Fig. 1 SEM image (a), XRD pattern (b), FT-IR spectrum (c), N_2 sorption curve (d), TGA curve (e), and phosphorus leaching (f) of HDEHP/AC.



from approximately $1000 \text{ m}^2 \text{ g}^{-1}$ (as reported by Merck) to approximately $528 \text{ m}^2 \text{ g}^{-1}$, as shown in Table S1† and Fig. 1d. The TGA curve (Fig. 1e) shows that the thermal decomposition of HDEHP/AC began at $230 \text{ }^\circ\text{C}$. The mass loss of HDEHP/AC was about 18% up to $400 \text{ }^\circ\text{C}$, which was due to the thermal decomposition of HDEHP. Beyond this point, the decomposition rate decreased before reaching $\sim 850 \text{ }^\circ\text{C}$, indicating that the precursor of activated carbon probably had undergone a carbonization at high temperatures, particularly above $800 \text{ }^\circ\text{C}$. Based on above characterization results, there are few other functional groups on the surface of activated carbon, and the primary functional group of HDEHP/AC is the phosphate group. Thus, HDEHP/AC can be used as a sorbent to examine the function of phosphate group and the carbon structure.

For the sorbents, the loss of extractants from the impregnated materials into the liquid phase, due to the dissolution effect and/or mechanical force, was a concern.⁴⁸ Therefore, leaching tests have been performed by contacting HDEHP/AC at different solid-to-liquid ratios and in the $0.01\text{--}0.5 \text{ mol L}^{-1}$ HNO_3 solutions for 150 h. Fig. 1f shows phosphorous content in HDEHP/AC after these leaching test, clearly demonstrating that HDEHP is not released from the carbon matrix in such conditions. A further possible reason for this stability was the low solubility of HDEHP in water and the weak HNO_3 solutions.⁴⁹

3.2. Sorption performance

3.2.1. Effect of pH. The pH has a significant impact on both the metal speciation and the protonation/deprotonation of the phosphate groups on the HDEHP/AC.^{34,50,51} The speciation of La^{3+} and Bi^{3+} as a function of pH was calculated in our previous work.³⁴ Briefly, La^{3+} and Bi^{3+} ions are present as cations in aqueous solutions when the pH value is below 2.0. Fig. 2a shows the effect of pH on the sorption of $\text{La}^{3+}/\text{Bi}^{3+}$ onto HDEHP/AC in the binary system (both La^{3+} and Bi^{3+}) with a solid-to-liquid ratio of 1 or 2 g L^{-1} , respectively.

The La^{3+} sorption percentage and K_d values rapidly increased at $\text{pH} > 1.3$. The sorption of La^{3+} onto the HDEHP/AC was primarily due to electrostatic attraction and surface complexation, which is associated with the deprotonated functional groups from HDEHP, known for its pK_a of ~ 1.47 .⁵² Furthermore, as pH increases, the competitive sorption of decreased H^+ on HDEHP decrease. Increasing the solid-to-liquid ratio (to 2 g L^{-1}) shifted the increase in sorption capacity to lower pH (by merely 0.2 units), but the overall relationship was not impacted. This reconfirms that the sorption of La^{3+} onto HDEHP/AC was due to the electrostatic attraction/surface complexation and the decreased competitive effect of H^+ . The pH relation also indicates that the La^{3+} is expected to be desorbed *via* ion exchange with H^+ in relatively low-pH solutions.

In contrast, the Bi^{3+} sorption percentage onto HDEHP/AC increases significantly at a lower pH compared to the increase in sorption capacity for La^{3+} and reaches more than 80% from a pH of 0.9. Increasing the pH further leads to a gradual increase in sorption capacity and related K_d values, due to the strong affinity of Bi^{3+} for the sorption active sites. This was probably due to the electrostatic repulsion between Bi^{3+} and

protonated functional groups as well as the competitive sorption of excess H^+ ions. Increasing the solid-to-liquid ratio leads to a minor shift to higher sorption capacities in the pH range between 0.6 and 1.6.

La^{3+} sorption was also examined over a broad pH range under a single system, as shown in Fig. 2b. The high sorption capacity of HDEHP/AC toward La^{3+} could be achieved at a higher pH value.

Based upon the measured sorption capacity, some estimates can be made for an actual $^{225}\text{Ac}/^{213}\text{Bi}$ generator. In case 4 GBq ^{225}Ac is loaded onto a column, which corresponds to 8.279 nmol of ^{225}Ac , only a minor amount of HDEHP/AC as sorbent should be sufficient for full sorption. The pH relationship also offers some insight in the potential use of HDEHP/AC. As selective Bi^{3+} sorption occurs at low pH ($\text{pH} < 1$), HDEHP/AC could be used in an inverse generator. For a direct generator approach, the pH

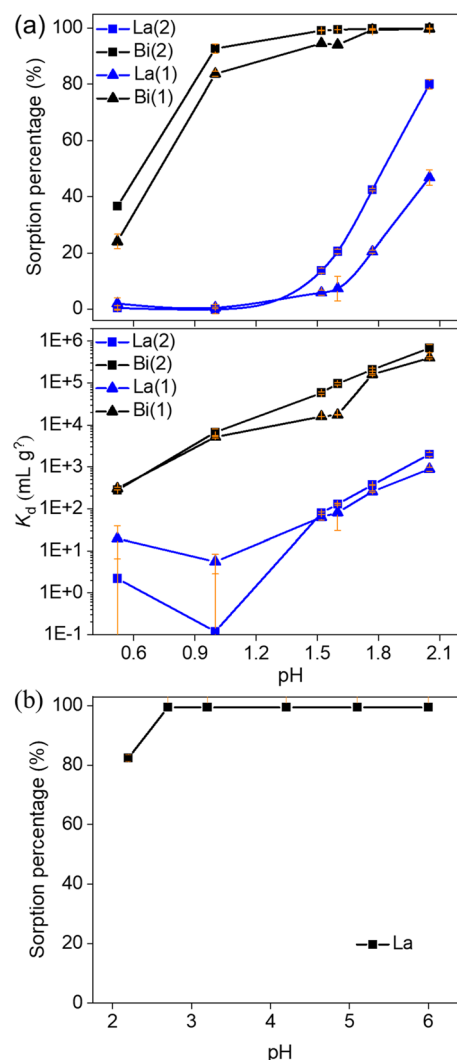


Fig. 2 Effect of pH on the sorption percentage and distribution coefficient (K_d) of HDEHP/AC for La^{3+} and Bi^{3+} in the binary system (a). (C_o (La^{3+}) = $10 \text{ } \mu\text{mol L}^{-1}$ and C_o (Bi^{3+}) = $10 \text{ } \mu\text{mol L}^{-1}$, solid-to-liquid ratio = 1 g L^{-1} for (1) or 2 g L^{-1} for (2), $t = 24 \text{ h}$). The effect of pH on the sorption percentage of HDEHP/AC for La^{3+} in the single system (b). (C_o (La^{3+}) = $10 \text{ } \mu\text{mol L}^{-1}$, solid-to-liquid ratio = 1 g L^{-1} , $t = 24 \text{ h}$).



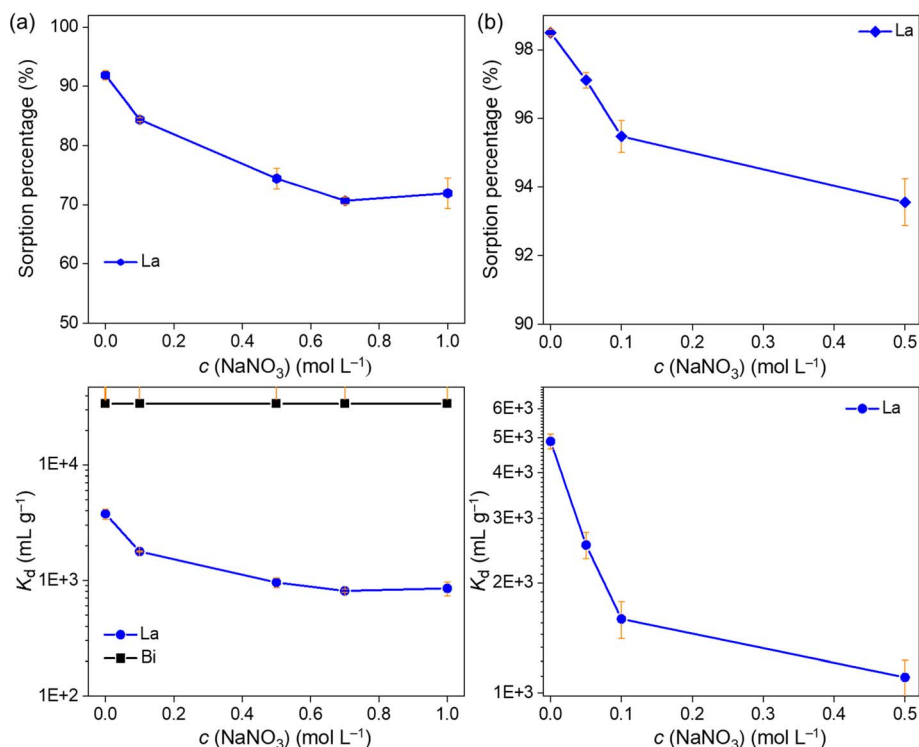


Fig. 3 Effect of NaNO₃ concentration on the sorption performance of HDEHP for La³⁺ and Bi³⁺ in the binary system with a solid-to-liquid ratio of 3 (a) or 13.3 g L⁻¹ (b). (C₀ (La³⁺) = 10 μmol L⁻¹ and C₀ (Bi³⁺) = 10 μmol L⁻¹, pH = 2, t = 24 h).

and the solid-to-liquid ratio can be increased to facilitate the sorption of both Bi³⁺ and La³⁺.

According to above results, we inferred that controlling the separation pH (*e.g.*, pH = 0.6) is expected to facilitate the selective uptake of Bi³⁺ from a La³⁺(Ac³⁺)/Bi³⁺ mixed solution onto the inverse separation column filled with HDEHP/AC sorbent. The use of sorbents with phosphate functional groups in the inverse generators is expected to align with our previous research.³⁴ For the direct separation column, when the pH > 2 or 3, a high sorption capacity for La³⁺ (Ac³⁺) onto HDEHP/AC is expected to be achieved by increasing the pH and solid-to-liquid ratio.

3.2.2. Effect of NaNO₃ concentration. Fig. 3a presents impact of ionic strength on the separation of La³⁺/Bi³⁺ by varying the NaNO₃ concentrations. The removal percentages and K_d values for La³⁺ gradually decreased as the concentration of NaNO₃ increased from 0 to 1.0 mol L⁻¹, attributed to the shrinkage of the electrical double layer and thus a weaker electrostatic attraction between La³⁺ and HDEHP/AC.⁵³ The increased influence of ion competition with higher concentrations of interfering ions in the solution reduced the availability of La³⁺ ions for sorption. By contrast, the K_d values for the Bi³⁺ remained very high throughout the concentration range and appeared to be independent of the NaNO₃ concentration, indicating that a different sorption mechanism is at play for Bi³⁺. Additionally, the La³⁺ sorption percentage increased as the solid-to-liquid ratio increased from 3 to 13.3 g L⁻¹ (Fig. 3b). The sorption percentages and K_d values for La³⁺ were still greater than 90% and 10³ mL g⁻¹, respectively, when the NaNO₃

solution was below 0.5 mol L⁻¹ at pH = 2 with a solid-to-liquid ratio of 13.3 g L⁻¹. This suggests that the negative effect of ionic strength could be attenuated by increasing the solid-to-liquid ratio.

3.2.3. Effect of halide ion concentration. The influence of halide ions on the sorption performance of HDEHP/AC toward La³⁺/Bi³⁺ was examined using 0.1–1.0 mol L⁻¹ NaCl and 0.1–0.5 mol L⁻¹ NaI solutions. Fig. 4a shows that the Bi³⁺ sorption percentages decreased significantly as the NaCl concentration increased at pH = 2 and pH = 0.5, due to the formation of Bi–Cl complexes (*e.g.*, [BiCl₄]⁻), which have a lower affinity for HDEHP/AC.⁵⁴ This effect of decreasing sorption capacity is more pronounced at lower pH values, indicating that the H⁺ concentration was also an influencing factor. The La³⁺ sorption percentage at pH = 2 gradually decreased as the NaCl concentration increase, due to the influence of ionic strength, but remains higher than 80% even in the presence of 1 mol L⁻¹ NaCl.

Also these results indicate the potential in a generator, in which Bi³⁺ can be selectively eluted from the column at a relatively high pH (*e.g.*, pH = 2), with minimal effect on the La³⁺ sorption. One possible reason for this phenomenon was the electrostatic repulsion that likely occurred between the negatively charged Bi-anion complexes and the deprotonated functional groups, which were also negatively charged.^{54,55} Furthermore, lowering the pH could elute the high Bi³⁺ in a relatively low concentration of NaCl, but this process also resulted in the elution of most of the La³⁺ from HDEHP/AC.



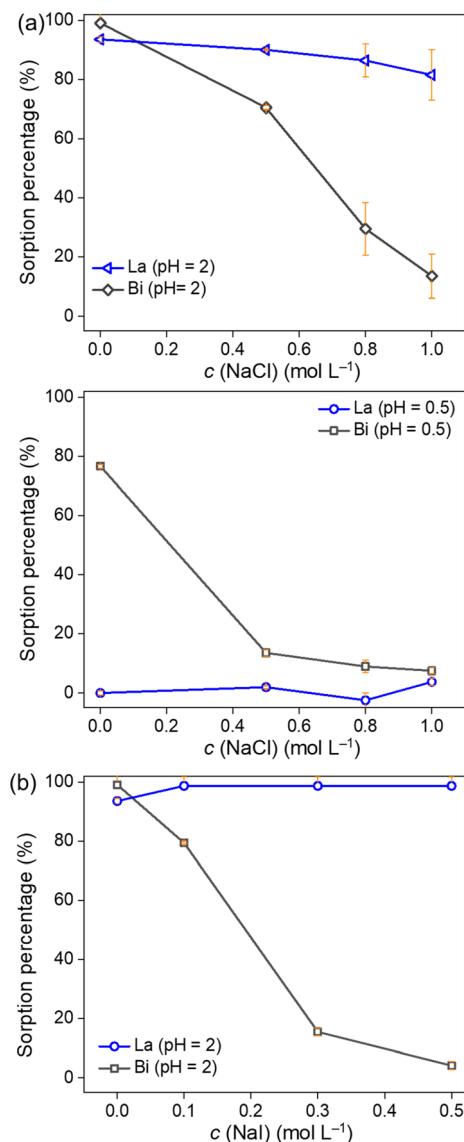


Fig. 4 Effect of NaCl (a) and NaI (b) concentration on the sorption performance of HDEHP for La^{3+} and Bi^{3+} in the binary system. (C_0 (La^{3+}) = $10 \mu\text{mol L}^{-1}$ and C_0 (Bi^{3+}) = $10 \mu\text{mol L}^{-1}$, solid-to-liquid ratio = 13.3 g L^{-1} , $t = 24 \text{ h}$).

The profound effect of chloride ions on the sorption performance is also noticed for iodide. Fig. 4b shows the very high La^{3+} sorption capacity (>98%) in the presence of NaI concentrations in the range of 0.1 to 0.5 mol L^{-1} (at pH = 2). Similar to NaCl, increasing the NaI concentration drastically decreases the Bi^{3+} sorption capacity, due to the formation of Bi-iodide complexes which seem to have an even lower affinity compared to the Bi-chloride complexes. In summary, the halide ions (e.g., Cl^- and I^-) are expected to selectively elute ^{213}Bi from the direct $^{225}\text{Ac}/^{213}\text{Bi}$ columns, resulting in the electrostatic repulsion between the Bi-halide anions and the negatively charged phosphate groups.^{54,55}

3.2.4. Effect of sorption time. The sorption kinetics of La^{3+} and Bi^{3+} onto the HDEHP/AC were determined by sorption experiments at time intervals in the range of 2–180 min. Fig. 5a

presents the evolution of the $\text{La}^{3+}/\text{Bi}^{3+}$ sorption percentages as a function of the contact time for single and binary systems. The sorption of $\text{La}^{3+}/\text{Bi}^{3+}$ onto HDEHP/AC rapidly increased within the first period (<30 min), which was attributed to the availability of sufficient active sites for $\text{La}^{3+}/\text{Bi}^{3+}$ sorption. Then, sorption slightly increased because of the depletion of Bi^{3+} from the solution and the limited accessible active sites for La^{3+} . Additionally, the Bi^{3+} sorption capacity was noticeably higher compared to the La^{3+} sorption capacity.

The sorption of La^{3+} was distinctly higher in the single system than in the binary system at the corresponding time points, indicating that the presence of Bi^{3+} had a significant effect on the La^{3+} sorption. This was because most of the sorption sites were occupied by Bi^{3+} . However, in practical applications, the concentration of Bi^{3+} is expected to be much lower than that of La^{3+} due to the high specific activity of $^{213}\text{Bi}^{3+}$ compared to $^{225}\text{Ac}^{3+}$. As such, the negative impact of Bi^{3+} on the La^{3+} sorption percentage would be less pronounced, as seen in Fig. 5a. By contrast, the Bi^{3+} sorption was not influenced by the presence of La^{3+} , which was attributed to the high affinity of HDEHP/AC for Bi^{3+} as well as the fast kinetic interaction times.

Pseudo-first-order, pseudo-second-order, intraparticle diffusion and Elovich sorption kinetic models were applied to fit the experimental data and to obtain insight into the underlying sorption mechanism.^{39–41} The fitting parameters are shown in Table S2.† In the single system (Fig. 5b), the pseudo-second-order equation had high correlation coefficient values that indicated its suitability for illustrating the sorption process of La^{3+} and Bi^{3+} onto the HDEHP/AC. A similar result was obtained in the binary system (Fig. 5c). Based on the pseudo-second-order equation, the q_e (La^{3+}) in the single system ($5.590 \mu\text{mol g}^{-1}$) was higher than that in the binary system ($4.069 \mu\text{mol g}^{-1}$), suggesting that competitive sorption occurred. There were no obvious changes in Bi^{3+} sorption, indicating the weak competition of La^{3+} for Bi^{3+} . Furthermore, compared to the pseudo-first-order and pseudo-second-order models, the intraparticle diffusion model was not suitable for the kinetic results due to its low R^2 value (Fig. 5d). Interestingly, the Elovich model provided a better fit the kinetic data of La^{3+} among the four models (Fig. 5d). Based on these comparisons, it can be concluded that the kinetic behavior for La^{3+} can be described by the Elovich model, while the pseudo-second-order is more appropriate for Bi^{3+} .

3.2.5. Effect of initial $\text{La}^{3+}/\text{Bi}^{3+}$ concentration. The influence of starting La^{3+} and Bi^{3+} concentration on the sorption performance was also studied in the single/binary systems, and the relevant results are presented in Fig. 6a. The La^{3+} sorption onto HDEHP/AC increased rapidly as the initial concentration of La^{3+} increased and then increased slightly, which was ascribed to the saturation of active sorption sites. The sorption capacity of HDEHP/AC for La^{3+} was higher in the single system than in the binary system, attributed to the faster kinetics of the Bi^{3+} sorption leading to an occupation of the available sorption sites (competitive sorption of Bi^{3+} over La^{3+}). Additionally, the sorption capacity and sorption percentages for Bi^{3+} were still very high across the entire range. Fig. 6b illustrates that the La^{3+} sorption percentages of HDEHP/AC decreased linearly with



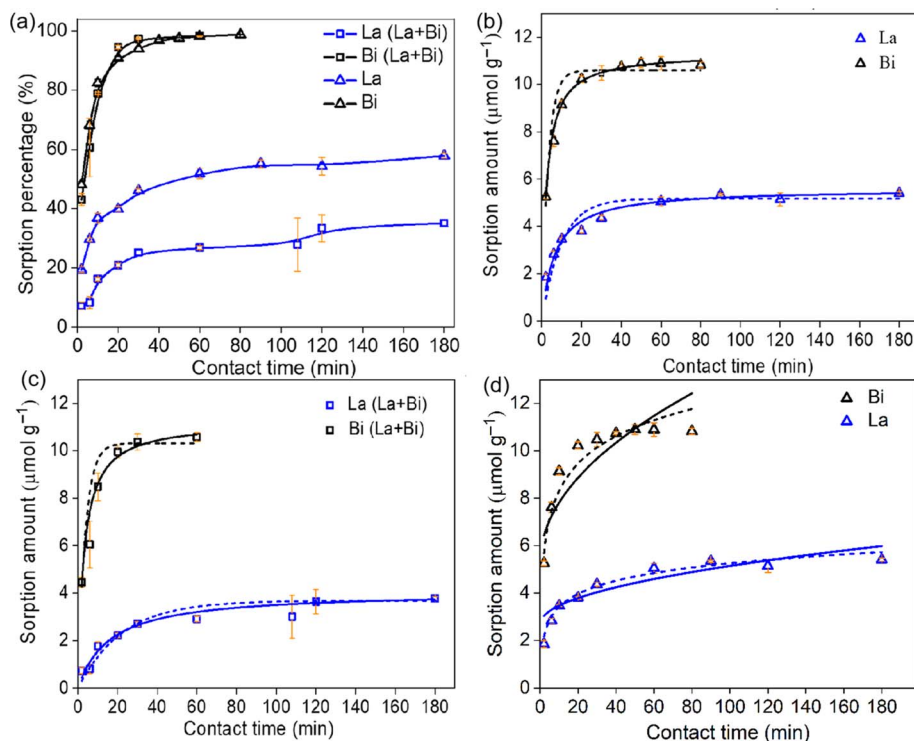


Fig. 5 Effect of contact time on the sorption performance of HDEHP/AC for $\text{La}^{3+}/\text{Bi}^{3+}$ in the single (La/Bi) and binary (La + Bi) systems (a). Sorption kinetics of La^{3+} or Bi^{3+} onto HDEHP/AC in the single (b) and binary (c) systems (pseudo-first-order curve: dashed line, pseudo-second-order curve: solid line). Sorption kinetics of La^{3+} or Bi^{3+} onto HDEHP/AC in the single system (d) (intraparticle diffusion model: solid line, Elovich model: dashed line). (C_0 (La^{3+}) = $10 \mu\text{mol L}^{-1}$ and/or C_0 (Bi^{3+}) = $10 \mu\text{mol L}^{-1}$, solid-to-liquid ratio = 1 g L^{-1} , pH = 2).

increasing La^{3+} and Bi^{3+} concentrations. However, this is unlikely to significantly affect $^{225}\text{Ac}/^{213}\text{Bi}$ separation in a direct generator as the loading amount of ^{225}Ac in practical applications is low. Moreover, this finding suggests a useful strategy for the inverse generator, where La^{3+} absorbed on the column prior to loading ^{225}Ac and ^{213}Bi solution is expected to reduce the ^{225}Ac sorption. The La^{3+} in the ^{213}Bi eluate can then be purified using a guard column (e.g., AG MP-50 column). The Langmuir and Freundlich models were used to fit the La^{3+} data in the single system, with the curves shown in Fig. 6c and the relevant parameters presented in Table S3.^{†41–43} The Langmuir model was more suitable to describe the La^{3+} sorption process than the Freundlich model according to the R^2 . This indicates that all of the active sites for La^{3+} had equal adsorption affinities and were energetically and sterically independent of the adsorbed quantity.^{41,56} The maximum La^{3+} sorption capacity of HDEHP/AC was $15.226 \mu\text{mol g}^{-1}$.

3.2.6. Effect of gamma-ray irradiation. The radiation stability of HDEHP/AC is also an important influencing factor that affects its performance as a sorbent material. In this study, HDEHP/AC was exposed to $862 \pm 121 \text{ kGy}$ under dry conditions to investigate its radiation stability. Fig. 7a and b shows the K_d values and sorption percentages upon the HDEHP/AC exposure to 0 and 862 kGy, respectively. The La^{3+} sorption percentage decreased, which was probably due to the cleavage of the C–C bond and the scission of the C– PO_4 bond of the HDEHP/AC after exposure to gamma-radiation (Fig. 7c) as also illustrated

in the previous studies^{23,26} However, there was no noticeable change in the sorption capacity of HDEHP/AC for Bi^{3+} , due to the presence of sufficient sorption sites for Bi^{3+} . Based on these findings, one potential approach to enhance the operation time of the generator would be to introduce a low density of phosphate groups into the carbon structure. This modification is expected to decrease radiation damage to sorbents when loaded with high-activity radioisotopes. The relatively fewer number of active sites may not pose a significant problem for $^{225}\text{Ac}/^{213}\text{Bi}$ generator columns, due to the low amount of ^{225}Ac and ^{213}Bi isotopes in practical applications. Another potential approach would involve reducing radiation damage and prolonging the lifetime of the generator, to minimize the contact time between the sorbents and ^{225}Ac and its daughter nuclides. This could be achieved by eluting ^{225}Ac from the column, as described in the following section.

3.2.7. ^{225}Ac sorption behavior on HDEHP/AC. La^{3+} was used as a surrogate of Ac^{3+} due to similar sorption changes with varying HNO_3 concentrations, as reported in previous studies on the La^{3+} and Ac^{3+} sorption.²⁷ The similar sorption behaviors were possibly due to their stable valence charge (+3) in aqueous solution, hydrolysis properties, and absolute chemical hardness (15.4 eV for La^{3+} , whereas 14.4 eV for Ac^{3+}).^{57–59} However, it should be noted that the phosphate groups had a stronger sorption affinity toward La^{3+} than Ac^{3+} . Herein, the sorption capacity of HDEHP/AC toward $^{225}\text{Ac}^{3+}$ was also investigated by conducting batch sorption experiments, providing the reference



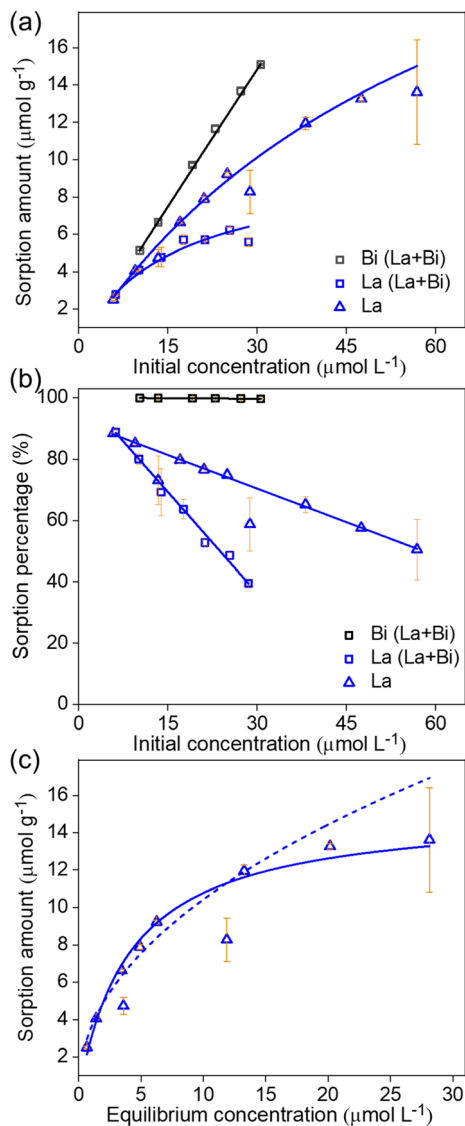


Fig. 6 Effect of initial concentration for $\text{La}^{3+}/\text{Bi}^{3+}$ sorption onto HDEHP/AC in the single (La/Bi) and binary (La + Bi) systems (a and b). Sorption isotherms of La^{3+} onto HDEHP/AC in the single system (Langmuir isotherm: solid line, Freundlich isotherms: dashed line) (c). (Solid-to-liquid ratio = 2 g L^{-1} , $\text{pH} = 2$, $t = 24 \text{ h}$).

sorption performance of $^{225}\text{Ac}^{3+}$ on HDEHP/AC. Fig. 8 presents the increase in Ac^{3+} sorption percentage as pH increases, whereas the sorption capacity could also be improved with the increased solid-to-liquid ratio. Although the sorption capacity of Ac^{3+} onto these types of materials with phosphate groups was lower than that of La^{3+} sorption (see Fig. 2a), both exhibited similar sorption behaviors. Therefore, investigating La^{3+} sorption could still provide reliable guidance for Ac^{3+} sorption onto HDEHP/AC.

3.3. Desorption performance

The recycling of ^{225}Ac is also an essential step for the generator column, as most functional groups are susceptible to radiolytic damage. Additionally, in the direct system, reducing the contact

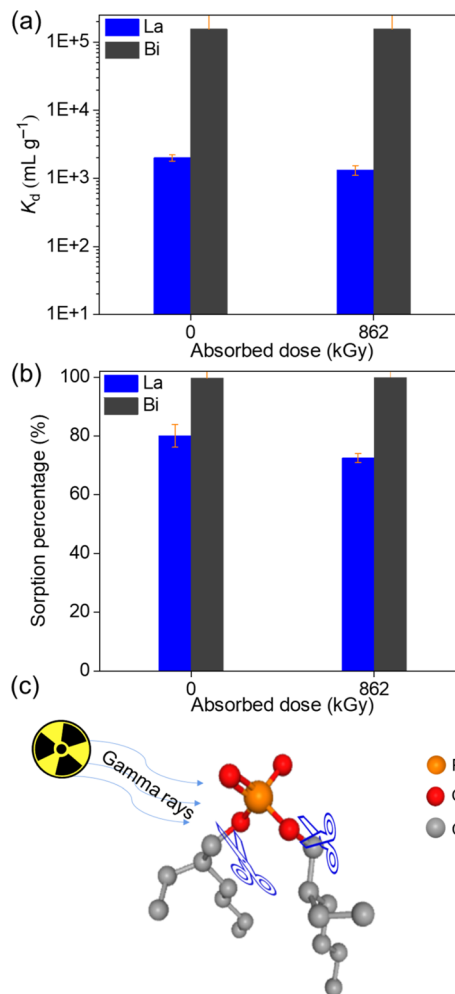


Fig. 7 Effect of absorbed dose on the distribution coefficient (a) and sorption percentage (K_d) (b) of HDEHP/AC for La^{3+} and Bi^{3+} in the binary system. ($C_0(\text{La}^{3+}) = 10 \text{ } \mu\text{mol L}^{-1}$ and $C_0(\text{Bi}^{3+}) = 10 \text{ } \mu\text{mol L}^{-1}$, solid-to-liquid ratio = 2 g L^{-1} , $\text{pH} = 2$, $t = 24 \text{ h}$). Schematic illustration of scission of functional groups by gamma irradiation (c).

time is an effective way to minimize the dose received by the sorbents. This study investigated the effectiveness of the HNO_3 solution in desorbing La^{3+} from the HDEHP/AC. Fig. 9a shows that 0.1 mol L^{-1} HNO_3 solution could desorb nearly 90% of the La^{3+} , while almost all of the La^{3+} on HDEHP/AC could be desorbed using $0.2\text{--}0.3 \text{ mol L}^{-1}$ HNO_3 solution. Considering the influence of ionic strength, ^{225}Ac could be readily reused with a salt concentration of less than 0.5 mol L^{-1} . An interesting finding was the relatively low desorption capacity of Bi^{3+} , suggesting the potential use of HNO_3 for the selective desorption of ^{225}Ac in the inverse generator. This step could improve the purity of ^{213}Bi without significantly affecting its yield. Fig. 9b shows the desorption of Bi^{3+} from HDEHP/AC at $\text{pH} = 2$, using NaI solution. The results show that the desorption percentage of Bi^{3+} increased with the NaI concentration increasing, while there was no desorption efficiency for La^{3+} . This indicates that the Bi^{3+} could be selectively desorbed.



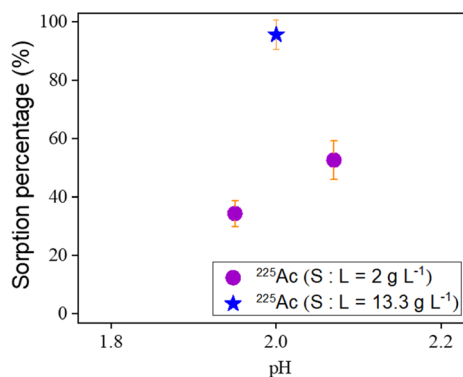


Fig. 8 Sorption percentage of HDEHP/AC towards $^{225}\text{Ac}^{3+}$. ($A_0 = 100$ kBq, C_0 (La^{3+}) = $10 \mu\text{mol L}^{-1}$ and C_0 (Bi^{3+}) = $10 \mu\text{mol L}^{-1}$, $t = 2$ h).

3.4. Preliminary column test

To evaluate the $^{225}\text{Ac}/^{213}\text{Bi}$ separation performance for practical applications, a column test is needed. However, commercial HDEHP/AC consisted of an irregular powder with a broad particle size range, making it difficult to increase the flow rate of the solution due to the high-pressure stacking. Nevertheless, a preliminary column test was conducted to offer some guidance for further material design. The ^{213}Bi yield was approximately 50% in the 5 mL of 1 mol L^{-1} NaI/ 0.01 mol L^{-1} HNO_3 ,

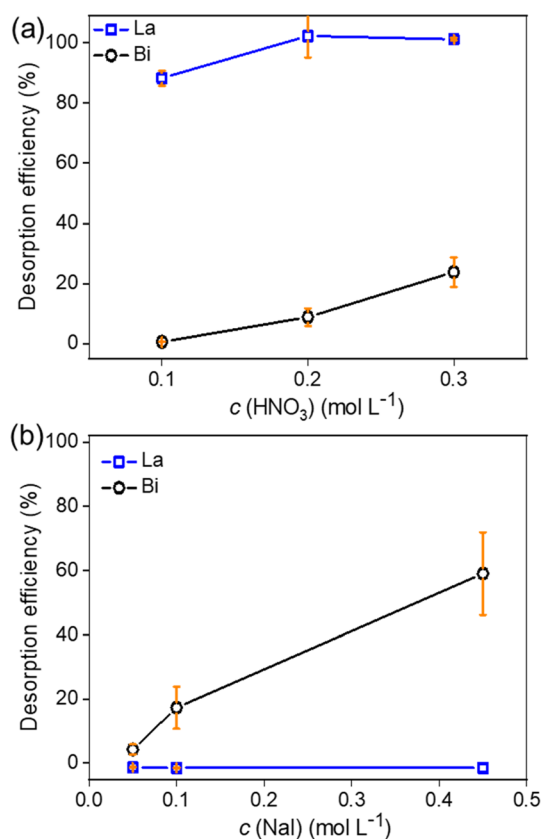


Fig. 9 The desorption efficiency of La^{3+} and Bi^{3+} from the HDEHP/AC as a function of HNO_3 (a) concentration and NaI concentration ($\text{pH} = 2$) (b).

eluate, with the ^{225}Ac impurity being less than 0.04%. The ^{213}Bi yield was lower compared to previously used materials, due to the high surface areas of the carbon structures. Additionally, a high mass value of HDEHP/AC was used during the desorption process, resulting in low desorption efficiency. However, this result also indicates that the grafting of phosphate functional groups onto the carbon materials could serve as a potential candidate for use in the direct $^{225}\text{Ac}/^{213}\text{Bi}$ generators.

3.5. Conceptual separation of ^{225}Ac and ^{213}Bi

The findings of this study suggest that the phosphate groups and carbon structure had the potential to serve as the active sites and support, respectively, for the ^{213}Bi separation. Although commercial HDEHP/AC was unsuitable for practical use, the data obtained could serve as a reference for designing materials and optimizing separation processes. Shaped HDEHP/AC materials with a suitable range of particle sizes could be fabricated and utilized for $^{225}\text{Ac}/^{213}\text{Bi}$ separation. The conceptual separation of ^{225}Ac and ^{213}Bi based upon this material can be envisioned in several approaches.

The first approach is a 2-column direct generator, as shown in Fig. 10a. The detailed separation process can be seen in the experimental section. The second column can be used for the further purification of ^{213}Bi eluate. An alternative use in a direct generator, consists in the removal of two-thirds of the sorbent

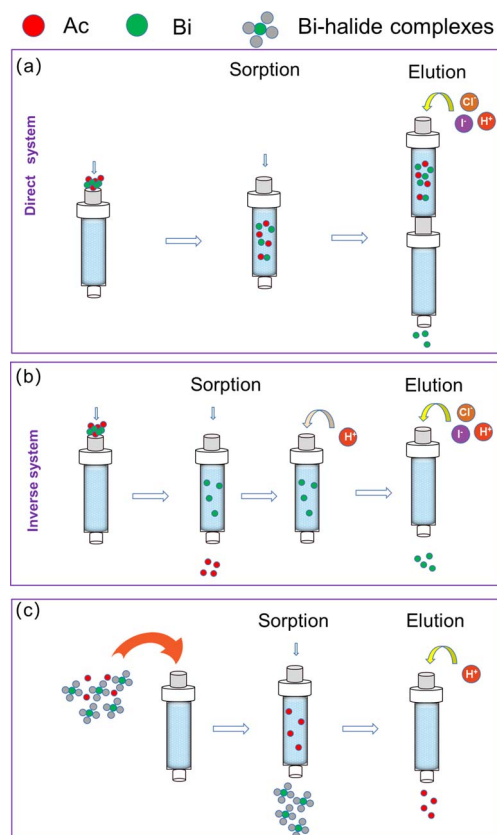


Fig. 10 Conceptual separation process of the direct generator (a), inverse generator (b), and a possible method (c).



from the column for adsorbing ^{225}Ac and ^{213}Bi through batch experiments, and then the sorbents with $^{225}\text{Ac}/^{213}\text{Bi}$ can be placed back into the column.²⁹ A guard column with AG MP-50 or its analog could also be employed to improve the purity of ^{213}Bi . Before the sorbents experienced severe damage, the ^{225}Ac could be readily eluted from HDEHP/AC using relatively weak acidic solutions compared to the AG MP-50.

The material holds also potential to be used in an inverse generator (see Fig. 10b). Bi^{3+} could be selectively adsorbed onto HDEHP/AC by adjusting the pH and salt concentrations. The purity of Bi^{3+} could be further improved by using 0.1–0.2 mol L⁻¹ HNO₃ to elute the possibly adsorbed $^{225}\text{Ac}^{3+}$ before the ^{213}Bi eluting step. This method could significantly reduce the radiolytic damage for the sorbents. Additionally, this separation is similar to the PNNL Bi-generator concept.¹¹

HDEHP/AC also showed selective sorption of ^{225}Ac , with minimal sorption capacity for Bi-halide complexes, as shown in Fig. 10c. When the ^{225}Ac and ^{213}Bi -halide complexes pass through the column, the ^{225}Ac can be selectively adsorbed onto the column. The ^{213}Bi can be obtained in a vial. Subsequently, the ^{225}Ac can be eluted from the column for ^{213}Bi ingrowth for use in the next cycle.

4. Conclusions

The study investigated the sorption and desorption behaviors of La^{3+} (as an analog for ^{225}Ac) and Bi^{3+} by HDEHP/AC for the selective separation of ^{213}Bi in medical applications. HDEHP/AC exhibited sorption toward La^{3+} via electrostatic attraction and surface complexation with a maximum sorption capacity of about 15 $\mu\text{mol g}^{-1}$ (from the Langmuir model) at pH = 2, which could be further increased by increasing the pH values. The sorption of La^{3+} onto HDEHP/AC could be fitted by the Elvoich model. Further research shows that the La^{3+} sorption capacity decreased slightly or did not change as the NaCl and NaI concentrations increased, in contrast with the Bi^{3+} sorption capacity which decreased rapidly for Bi^{3+} owing to the formation of Bi-halide complexes. The desorption results show that the La^{3+} could be completely eluted from the sorbent via 0.2–0.3 mol L⁻¹ HNO₃ solutions from HDEHP/AC, which was likely to be beneficial in reducing the radiation damage to the direct column and for recycling undecayed ^{225}Ac . Additionally, Bi^{3+} could be selectively adsorbed by HDEHP/AC at a low pH and relatively high NaNO₃ concentration, and the HNO₃ could be used to further improve the ^{213}Bi purity in the inverse generator. Simultaneously, large amounts of Bi^{3+} are expected to be eluted by halide ions at a low pH (e.g., pH = 0.5) from the inverse columns. Therefore, HDEHP/AC showed promise for application in direct and inverse $^{225}\text{Ac}/^{213}\text{Bi}$ generators. However, commercial HDEHP/AC is an irregular powder with a broad particle size range and a high specific surface area, limiting its application in column chromatography. Further research should be dedicated towards the development of synthesis routes to graft phosphate groups onto shaped carbon materials (or alternatives) and to optimize the separation process conditions.

Data availability

The data supporting this article have been included as part of the ESI.†

Conflicts of interest

The authors declare that they have no known competing financial interests or personal relationships that could have appeared to influence the work reported in this paper.

Acknowledgements

The SCK CEN and VITO are acknowledged for funding. Furthermore, the authors would like to acknowledge the technical assistance of P. Verheyen (ICP-MS), K. Raymond (SEM), K. Zhang & V. Meynen (DRIFT), M. Mertens (XRD), A. De Wilde (N₂ sorption and TGA-MS), and J. De Wit (CHN analysis).

References

- G. Sgouros, L. Bodei, M. R. McDevitt and J. R. Nedrow, Radiopharmaceutical therapy in cancer: clinical advances and challenges, *Nat. Rev. Drug Discov.*, 2020, **19**, 589–608.
- Targeted Alpha Therapy Working Group, C. Parker, V. Lewington, N. Shore, C. Kratochwil, M. Levy, O. Linden, W. Noordzij, J. Park and F. Saad, Targeted Alpha Therapy, an Emerging Class of Cancer Agents: A Review, *JAMA Oncol.*, 2018, **4**, 1765–1772.
- H. Zhu, S. Heinitz, K. Binnemans, S. Mullens and T. Cardinaels, $^{225}\text{Ac}/^{213}\text{Bi}$ radionuclide generators for the separation of ^{213}Bi towards clinical demands, *Inorg. Chem. Front.*, 2024, **11**, 4499–4527.
- A. Morgenstern, C. Apostolidis, C. Kratochwil, M. Sathekge, L. Krolicki and F. Bruchertseifer, An Overview of Targeted Alpha Therapy with $^{225}\text{Actinium}$ and $^{213}\text{Bismuth}$, *Curr. Rad.*, 2018, **11**, 200–208.
- A. K. H. Robertson, C. F. Ramogida, P. Schaffer and V. Radchenko, Development of ^{225}Ac Radiopharmaceuticals: TRIUMF Perspectives and Experiences, *Curr. Rad.*, 2018, **11**, 156–172.
- S. Ahenkorah, I. Cassells, C. M. Deroose, T. Cardinaels, A. R. Burgoyne, G. Bormans, M. Ooms and F. Cleeren, Bismuth-213 for Targeted Radionuclide Therapy: From Atom to Bedside, *Pharmaceutics*, 2021, **13**, 599.
- C. Kratochwil, F. L. Giesel, F. Bruchertseifer, W. Mier, C. Apostolidis, R. Boll, K. Murphy, U. Haberkorn and A. Morgenstern, ^{213}Bi -DOTATOC receptor-targeted alpha-radionuclide therapy induces remission in neuroendocrine tumours refractory to beta radiation: a first-in-human experience, *Eur. J. Nucl. Med. Mol. Imag.*, 2014, **41**, 2106–2119.
- S. Ermolaev, A. Skasyrskaya and A. Vasiliev, A Radionuclide Generator of High-Purity Bi-213 for Instant Labeling, *Pharmaceutics*, 2021, **13**, 914.



- 9 A. N. Vasiliev, V. A. Zobnin, Y. S. Pavlov and V. M. Chudakov, Radiation Stability of Sorbents in Medical $^{225}\text{Ac}/^{213}\text{Bi}$ Generators, *Solvent Extr. Ion Exch.*, 2020, **39**, 353–372.
- 10 M. R. McDevitt, R. D. Finn, G. Sgouros, D. Ma and D. A. Scheinberg, An $^{225}\text{Ac}/^{213}\text{Bi}$ generator system for therapeutic clinical applications: construction and operation, *Appl. Radiat. Isot.*, 1999, **50**, 895–904.
- 11 L. A. Bray, J. M. Tingey, J. R. DesChane, O. B. Egorov, T. S. Tenforde, D. S. Wilbur, D. K. Hamlin and P. M. Pathare, Development of a Unique Bismuth (Bi-213) Automated Generator for Use in Cancer Therapy, *Ind. Eng. Chem. Res.*, 2000, **39**, 3189–3194.
- 12 V. Beaugeard, J. Muller, A. Graillot, X. Ding, J.-J. Robin and S. Monge, Acidic polymeric sorbents for the removal of metallic pollution in water: A review, *React. Funct. Polym.*, 2020, **152**, 104599.
- 13 M. W. Geerlings, F. M. Kaspersen, C. Apostolidis and R. V. Der Hout, The feasibility of ^{225}Ac as a source of α -particles in radioimmunotherapy, *Nucl. Med. Commun.*, 1993, **14**, 121–125.
- 14 A. Morgenstern, F. Bruchertseifer and C. Apostolidis, Bismuth-213 and Actinium-225 – Generator Performance and Evolving Therapeutic Applications of Two Generator-Derived Alpha-Emitting Radioisotopes, *Curr. Rad.*, 2012, **5**, 221–227.
- 15 H. Zhu, S. Heinitz, S. Eyley, W. Thielemans, E. Derveaux, P. Adriaensens, K. Binnemans, S. Mullens and T. Cardinaels, Gamma radiation effects on AG MP-50 cation exchange resin and sulfonated activated carbon for bismuth-213 separation, *RSC Adv.*, 2023, **13**, 30990–31001.
- 16 C. Apostolidis, B. Brandalise, R. Carlos-Marquez, W. Janssens, R. Molinet and T. Nikula, Method of loading a radioelement generator with mother radionuclide, *US Pat.*, US2005/0008553, 2005.
- 17 L. M. Arrigo, J. Jiang, Z. S. Finch, J. M. Bowen, C. L. Beck, J. I. Friese, L. R. Greenwood and B. N. Seiner, Development of a separation method for rare earth elements using LN resin, *J. Radioanal. Nucl. Chem.*, 2020, **327**, 457–463.
- 18 C. D. Smith and M. L. Dietz, Support loading effects on the performance of an extraction chromatographic resin: Toward improved separation of trivalent lanthanides, *Talanta*, 2021, **222**, 121541.
- 19 X. Huang, J. Dong, L. Wang, Z. Feng, Q. Xue and X. Meng, Selective recovery of rare earth elements from ion-adsorption rare earth element ores by stepwise extraction with HEH(EHP) and HDEHP, *Green Chem.*, 2017, **19**, 1345–1352.
- 20 S. S. Kumar, A. Rao, K. K. Yadav, R. K. Lenka, D. K. Singh and B. S. Tomar, Selective removal of Am(III) and Pu(IV) from analytical waste solutions of quality control operations using extractant encapsulated polymeric beads, *J. Radioanal. Nucl. Chem.*, 2020, **324**, 375–384.
- 21 E. P. Horwitz, R. Chiarizia and M. L. Dietz, DIPEX: A new extraction chromatographic material for the separation and preconcentration of actinides from aqueous solution, *React. Funct. Polym.*, 1997, **33**, 25–36.
- 22 W. Wang and C. Y. Cheng, Separation and purification of scandium by solvent extraction and related technologies: a review, *J. Chem. Technol. Biotechnol.*, 2011, **86**, 1237–1246.
- 23 K. K. S. Pillay, A review of the radiation stability of ion exchange materials, *J. Radioanal. Nucl. Chem.*, 1986, **102**, 247–268.
- 24 M. Chen, Z. Li, Y. Geng, H. Zhao, S. He, Q. Li and L. Zhang, Adsorption behavior of thorium on N,N,N',N'-tetraoctyldiglycolamide (TODGA) impregnated graphene aerogel, *Talanta*, 2018, **181**, 311–317.
- 25 T. Kawamura, H. Wu and S.-Y. Kim, Adsorption and separation behavior of strontium and yttrium using a silica-based bis(2-ethylhexyl) hydrogen phosphate adsorbent, *J. Radioanal. Nucl. Chem.*, 2021, **329**, 1001–1009.
- 26 Q. Shu, A. Khayambashi, X. Wang, X. Wang, L. Feng and Y. Wei, Effects of γ irradiation on bis(2-ethylhexyl) phosphoric acid supported by macroporous silica-based polymeric resins, *Radiochim. Acta*, 2018, **106**, 249–258.
- 27 V. Ostapenko, A. Vasiliev, E. Lapshina, S. Ermolaev, R. Aliev, Y. Totskiy, B. Zhuikov and S. Kalmykov, Extraction chromatographic behavior of actinium and REE on DGA, Ln and TRU resins in nitric acid solutions, *J. Radioanal. Nucl. Chem.*, 2015, **306**, 707–711.
- 28 N.-E. Belkhouche and N. Benyahia, Modeling of Adsorption of Bi(III) from Nitrate Medium by Impregnated Resin D₂EHPA/XAD-1180, *J. Surf. Eng. Mater. Adv. Technol.*, 2011, **01**, 30–34.
- 29 C. Wu, M. W. Brechbiel and O. A. Gansow, An Improved Generator for the Production of ^{213}Bi from ^{225}Ac , *Radiochim. Acta*, 1997, **79**, 141–144.
- 30 W. Yantasee, G. E. Fryxell, K. Pattamakomsan, T. Sangvanich, R. J. Wiacek, B. Busche, R. S. Addleman, C. Timchalk, W. Ngamcherdtrakul and N. Siriwon, Selective capture of radionuclides (U, Pu, Th, Am and Co) using functional nanoporous sorbents, *J. Hazard. Mater.*, 2019, **366**, 677–683.
- 31 W. A. Abbasi and M. Streat, Sorption of uranium from nitric acid solution using TBP-impregnated activated carbons, *Solvent Extr. Ion Exch.*, 1998, **16**, 1303–1320.
- 32 E. P. Horwitz and C. A. A. Bloomquist, Chemical separations for super-heavy element searches in irradiated uranium targets, *J. Inorg. Nucl. Chem.*, 1975, **37**, 425–434.
- 33 L. Ondrák, K. Ondrák Fialová, M. Sakmár, M. Vlk, F. Bruchertseifer, A. Morgenstern and J. Kozempel, Development of $^{225}\text{Ac}/^{213}\text{Bi}$ generator based on α -ZrP-PAN composite for targeted alpha therapy, *Nucl. Med. Biol.*, 2024, **132–133**, 108909.
- 34 H. Zhu, S. Heinitz, S. Eyley, W. Thielemans, K. Binnemans, S. Mullens and T. Cardinaels, Sorption and desorption performance of $\text{La}^{3+}/\text{Bi}^{3+}$ by surface-modified activated carbon for potential application in medical $^{225}\text{Ac}/^{213}\text{Bi}$ generators, *Chem. Eng. J.*, 2023, **464**, 142456.
- 35 F. Monroy-Guzman, C. d. C. De la Cruz Barba, E. Jaime Salinas, V. Garibay-Feblés and T. N. Nava Entzana, Extraction Chromatography Materials Prepared with HDEHP on Different Inorganic Supports for the Separation of Gadolinium and Terbium, *Metals*, 2020, **10**, 1390.



- 36 E. A. El-Sofany, W. F. Zaher and H. F. Aly, Sorption potential of impregnated charcoal for removal of heavy metals from phosphoric acid, *J. Hazard. Mater.*, 2009, **165**, 623–629.
- 37 Z. Heidarinejad, M. H. Dehghani, M. Heidari, G. Javedan, I. Ali and M. Sillanpää, Methods for preparation and activation of activated carbon: a review, *Environ. Chem. Lett.*, 2020, **18**, 393–415.
- 38 A. A. Ichou, R. Benhiti, M. Abali, A. Dabagh, G. Carja, A. Soudani, M. Chiban, M. Zerbet and F. Sinan, Characterization and sorption study of Zn₂[FeAl]-CO₃ layered double hydroxide for Cu(II) and Pb(II) removal, *J. Solid State Chem.*, 2023, **320**, 123869.
- 39 S. K. Lagergren, About the Theory of So-called Adsorption of Soluble Substances, *Kungliga Svenska Vetenskapsakademiens Handlingar*, 1898, **24**, 1–19.
- 40 G. Blanchard, M. Maunaye and G. Martin, Removal of heavy metals from waters by means of natural zeolites, *Water Res.*, 1984, **18**, 1501–1507.
- 41 H. N. Tran, S.-J. You, A. Hosseini-Bandegharai and H.-P. Chao, Mistakes and inconsistencies regarding adsorption of contaminants from aqueous solutions: A critical review, *Water Res.*, 2017, **120**, 88–116.
- 42 I. Langmuir, The adsorption of gases on plane surfaces of glass, mica and platinum, *J. Am. Chem. Soc.*, 1918, **40**, 1361–1403.
- 43 H. Freundlich, Über die Adsorption in Lösungen, *Z. Phys. Chem.*, 1907, **57U**, 385–470.
- 44 Y. Choi, Y. Kim, K. Y. Kang and J. S. Lee, A composite electrolyte membrane containing high-content sulfonated carbon spheres for proton exchange membrane fuel cells, *Carbon*, 2011, **49**, 1367–1373.
- 45 M. Okamura, A. Takagaki, M. Toda, J. N. Kondo, K. Domen, T. Tatsumi, M. Hara and S. Hayashi, Acid-Catalyzed Reactions on Flexible Polycyclic Aromatic Carbon in Amorphous Carbon, *Chem. Mater.*, 2006, **18**, 3039–3045.
- 46 G. J. Lumetta, S. I. Sinkov, J. A. Krause and L. E. Sweet, Neodymium(III) Complexes of Dialkylphosphoric and Dialkylphosphonic Acids Relevant to Liquid-Liquid Extraction Systems, *Inorg. Chem.*, 2016, **55**, 1633–1641.
- 47 Q. Shu, A. Khayambashi, X. Wang and Y. Wei, Studies on adsorption of rare earth elements from nitric acid solution with macroporous silica-based bis(2-ethylhexyl)phosphoric acid impregnated polymeric adsorbent, *Adsorpt. Sci. Technol.*, 2018, **36**, 1049–1065.
- 48 J.-H. Chen, W.-R. Chen, Y.-Y. Gau and C.-H. Lin, The preparation of di(2-ethylhexyl) phosphoric acid modified Amberlite 200 and its application in the separation of metal ions from sulfuric acid solution, *React. Funct. Polym.*, 2003, **56**, 175–188.
- 49 C. D. Smith, F. H. Foersterling and M. L. Dietz, Solvent structural effects on the solubility of bis(2-ethylhexyl) phosphoric acid (HDEHP) in room-temperature ionic liquids, *Separ. Sci. Technol.*, 2020, **56**, 800–810.
- 50 W. Wang, R. Y. Park, D. H. Meyer, A. Travasset and D. Vaknin, Ionic specificity in pH regulated charged interfaces: Fe³⁺ versus La³⁺, *Langmuir*, 2011, **27**, 11917–11924.
- 51 B. V. Egorova, M. S. Oshchepkov, Y. V. Fedorov, O. A. Fedorova, G. S. Budylin, E. A. Shirshin and S. N. Kalmykov, Complexation of Bi³⁺, Ac³⁺, Y³⁺, Lu³⁺, La³⁺ and Eu³⁺ with benzo-diaza-crown ether with carboxylic pendant arms, *Radiochim. Acta*, 2016, **104**, 555–565.
- 52 D. Depuydt, A. Van den Bossche, W. Dehaen and K. Binnemans, Halogen-free synthesis of symmetrical 1,3-dialkylimidazolium ionic liquids using non-enolisable starting materials, *RSC Adv.*, 2016, **6**, 8848–8859.
- 53 B. D. Coday, T. Luxbacher, A. E. Childress, N. Almaraz, P. Xu and T. Y. Cath, Indirect determination of zeta potential at high ionic strength: Specific application to semipermeable polymeric membranes, *J. Membr. Sci.*, 2015, **478**, 58–64.
- 54 B. Y. Spivakov, E. S. Stoyanov, L. A. Gribov and Y. A. Zolotov, Raman laser spectroscopic studies of bismuth(III) halide complexes in aqueous solutions, *J. Inorg. Nucl. Chem.*, 1979, **41**, 453–455.
- 55 O. Horváth and I. Mikó, Spectra, equilibrium and photoredox chemistry of iodobismuthate(III) complexes in acetonitrile, *Inorg. Chim. Acta*, 2000, **304**, 210–218.
- 56 C. M. Babu, K. Binnemans and J. Roosen, Ethylenediaminetriacetic Acid-Functionalized Activated Carbon for the Adsorption of Rare Earths from Aqueous Solutions, *Ind. Eng. Chem. Res.*, 2018, **57**, 1487–1497.
- 57 N. A. Thiele and J. J. Wilson, Actinium-225 for Targeted alpha Therapy: Coordination Chemistry and Current Chelation Approaches, *Cancer Biother. Rad.*, 2018, **33**, 336–348.
- 58 R. G. Pearson, Absolute electronegativity and hardness: application to inorganic chemistry, *Inorg. Chem.*, 1988, **27**, 734–740.
- 59 R. G. Parr and R. G. Pearson, Absolute hardness: companion parameter to absolute electronegativity, *J. Am. Chem. Soc.*, 1983, **105**, 7512–7516.

