


Cite this: *RSC Adv.*, 2024, 14, 39050

# Aqueous solution of biogenic carboxylic acids as sustainable catalysts and green reaction media for the high-yielding synthesis of Biginelli adducts, Hantzsch esters, and substituted pyridines†

Poornachandra Shamanna Prabhakar,<sup>‡a</sup> Jitendra Sahoo,<sup>‡a</sup> Ibrahim A. Alnaser,<sup>b</sup> Asiful H. Seikh,<sup>b</sup> Mohammad Rezaul Karim<sup>b</sup> and Saikat Dutta<sup>id</sup>\*<sup>a</sup>

3,4-Dihydropyrimidin-2(1*H*)-ones (DHPMs) and 1,4-dihydropyridines (DHPs), prepared by applying the Biginelli and Hantzsch reaction protocols, respectively, are well-documented nitrogen-containing heterocycles with intriguing pharmacological properties. The aqueous solution of biogenic carboxylic acids renewably produced from biomass via catalytic or enzymatic processes can be used as a sustainable catalyst and green reaction media for synthesizing DHPs and DHPMs. This work evaluates the efficacy of various biogenic acids in their aqueous solutions as catalysts for synthesizing DHPs and DHPMs from substituted benzaldehydes. Among the studied biogenic acids, gluconic acid aqueous solution (GAAS) proved to be the most efficient, safe, non-volatile, and recyclable catalyst. The reaction afforded excellent isolated yields ( $\geq 85\%$ ) of spectroscopically pure DHPs and DHPMs under optimized conditions and employed a straightforward work-up procedure. Aqueous ammonia was successfully employed instead of ammonium salt to improve the atom economy of DHPs. Moreover, substituted pyridines were synthesized from DHPs in a one-pot, two-step process using  $\text{NaNO}_2$  as an oxidant in the GAAS medium.

Received 31st October 2024  
Accepted 27th November 2024

DOI: 10.1039/d4ra07772e

rsc.li/rsc-advances

## Introduction

Synthetic organic chemistry has come a long way over the past two centuries, from disapproving the vitalism theory to creating organic molecules at will with precise control of their structure, properties, and functionality that are indispensable for the comforts of industrialized societies.<sup>1</sup> However, the large-scale production of organic compounds in chemical industries generates enormous quantities of toxic wastes as byproducts and side products.<sup>2</sup> Green chemistry metrics developed over the past two decades enable the qualitative and quantitative estimation of such wastes and help develop superior synthetic strategies and chemical processes to eliminate or reduce waste at the source.<sup>3</sup> One way to achieve source reduction of waste is to minimize the number of synthetic steps for a targeted product since every step

requires energy and material input during synthetic transformation and product purification.<sup>4</sup> In this regard, multi-component reactions (MCRs) have received much interest over the past decades, allowing three or more types of molecules containing complementary functionalities to react sequentially and afford a product with excellent selectivity and yield. MCRs are convergent and atom-economic, employ readily accessible starting materials, and afford densely functionalized structurally complex molecules in a single-pot reaction.<sup>5</sup> Another crucial strategy to minimize waste generation during organic transformation is to use an efficient catalyst and eco-friendly reaction media. A chemical catalyst improves the sustainability of organic synthesis by lowering activation energy and providing a favorable mechanistic pathway. Catalysis leads to a targeted product in excellent selectivity and yield, starting from safe and inexpensive starting materials under energy- and reagent-economic conditions.<sup>6,7</sup> However, the preparation, recovery, and recycling of catalysts also produce chemical wastes, which must be accounted for before selecting the appropriate catalyst candidate.<sup>8</sup> The reaction medium is pivotal for heat and mass transfer and influences the mechanistic pathway. Traditional organic solvents, which are typically produced from petroleum, are routinely used in organic synthesis in academic and industrial settings. However, they are often expensive, toxic, and volatile and complicate product purification.<sup>9</sup> Therefore, coordinated

<sup>a</sup>Department of Chemistry, National Institute of Technology Karnataka (NITK), Surathkal, Mangalore-575025, India. E-mail: sdutta@nitk.edu.in

<sup>b</sup>Center of Excellence for Research in Engineering Materials (CEREM), Deanship of Scientific Research, King Saud University, Riyadh 11421, Saudi Arabia

† Electronic supplementary information (ESI) available: Spectroscopic characterization (FTIR, <sup>1</sup>H-NMR, and <sup>13</sup>C-NMR) data, melting point values, and spectra of all synthesized compounds. The compounds are known in the literature and these references for the synthesized compounds are cited in the ESI file. See DOI: <https://doi.org/10.1039/d4ra07772e>

‡ Equal contribution.



research is needed to identify alternative, sustainable reaction media for organic transformations.<sup>10</sup> The use of aqueous media in organic reactions has received particular attention since water is abundant, inexpensive, safe, and conveniently recyclable *via* distillation.<sup>11–13</sup> A major concern of using an aqueous reaction medium is the insolubility of most organic reactants in water.

The synthesis of 3,4-dihydropyrimidin-2(1*H*)-ones (DHPMs) and 1,4-dihydropyridines (DHPs), prepared by following the Biginelli and Hantzsch reaction protocol, respectively, fall under MCRs.<sup>14</sup> In the Biginelli reaction, an aldehyde, a  $\beta$ -ketoester, and urea are reacted in the presence of a suitable acid catalyst.<sup>15</sup> In the Hantzsch ester synthesis, two equivalents of a  $\beta$ -ketoester react with an aldehyde in the presence of a source of ammonia.<sup>16</sup> In these reactions, water is formed as the sole innocuous byproduct. These nitrogen-containing heterocyclic compounds (*i.e.*, DHPMs and DHPs) exhibit promising biological activities, including antifungal, antibacterial, antitubercular, and anticancer activity.<sup>17–19</sup> DHPs have shown remarkable efficiency as a reagent in various photoredox-catalyzed organic transformations.<sup>20</sup> The DHPs can be oxidized selectively to synthesize heavily substituted pyridines, and metal nitrites or nitrates have shown promising activity for this transformation.<sup>21–23</sup> Over the years, an exhaustive list of acid catalysts has been explored for both the Biginelli and Hantzsch reactions.<sup>24,25</sup> Other reaction parameters, such as the heating method (resistive heating, microwave irradiation) and reaction media (ionic liquid, deep-eutectic solvent, melt), have also been studied.<sup>26–29</sup>

Carboxylic acids have received much attention as catalysts in MCR because they are metal-free, less corrosive than mineral acids, relatively non-toxic, inexpensive, thermally stable, and available in pure form.<sup>30–32</sup> Not surprisingly, the Biginelli and Hantzsch reactions have been performed using various carboxylic acids as catalysts.<sup>33,34</sup> The biogenic carboxylic acids that can be produced renewably from biomass by chemical-catalytic or enzymatic routes have additional advantages because they are innocuous and sustainable. Organic acids in their pure form are often corrosive, volatile, thermally unstable, and also solid in some cases, and their use as catalysts requires a secondary reaction medium or solvent. Moreover, the Biginelli and Hantzsch reactions produce water as a byproduct that dilutes the organic acids, and they must be concentrated and dried before subjecting them to the next catalytic cycle. However, the aqueous solution of organic acids is less corrosive, less volatile, and thermally more stable, and could act as both a catalyst and a reaction medium.<sup>35</sup> Moreover, the recycling involves evaporation of excess water from the mixture without requiring extensive distillation and drying processes. Gluconic acid aqueous solution (45–50% water) (GAAS) is commercially available and has gained interest as an acid catalyst in various organic transformations.<sup>35,36</sup> Gluconic acid ( $pK_a = 3.86$ ) is roughly ten times stronger acid than acetic acid and non-volatile. It is produced by the catalytic or enzymatic oxidation of glucose or directly from cellulose.<sup>37,38</sup> Recently, we reported gluconic acid aqueous solution (GAAS) as a sustainable organic acid catalyst and reaction media for synthesizing novel Biginelli and Hantzsch products from biorenewable furfurals.<sup>34</sup>

This work explores the catalytic efficiency of an aqueous solution of various biogenic acids as a catalyst and reaction medium for synthesizing Biginelli and Hantzsch adducts from substituted benzaldehydes (**1a–1j**) under conventional heating (Scheme 1). The effects of various reaction parameters, such as reaction temperature, duration, and catalyst loading, were studied for both transformations using GAAS as the catalyst. The products were purified without chromatography, and the catalyst was recycled four times. The Hantzsch products (**4a–j**) were purified by triturating the crude product in a mixture of *n*-heptane and ethyl acetate (97:3, v/v), while the Biginelli products were purified by recrystallizing from ethanol. Aqueous ammonia instead of ammonium salt (*e.g.*,  $\text{NH}_4\text{OAc}$ ) was also explored for the atom-economic synthesis of Hantzsch esters. Isolated DHPs were oxidized by  $\text{NaNO}_2$  in the GAAS medium to form substituted pyridines (**7a–7j**). Moreover, a one-pot, two-step synthesis of Hantzsch pyridines was attempted without isolating the DHPs.

## Experimental section

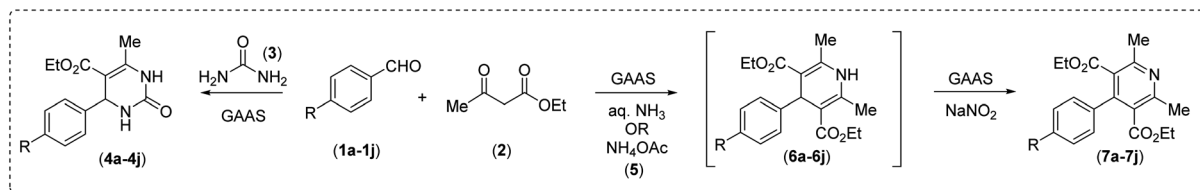
### Materials

Ammonium acetate (96%), oxalic acid (99%), citric acid (99%), succinic acid (99%), and sodium sulfate (99%) were purchased from Loba Chemie Pvt Ltd. Benzaldehyde (98%), 4-phenylbenzaldehyde (98%), ethyl acetoacetate (99.5%), urea (99.5%), formic acid (98%), sodium nitrite (96%) and *p*-toluenesulfonic acid (98%) were purchased from Spectrochem. 4-Methoxybenzaldehyde (99%), 4-fluorobenzaldehyde (98%), 4-nitrobenzaldehyde (99%), 4-bromobenzaldehyde (97%), 4-chlorobenzaldehyde (97%), and gluconic acid aqueous solution (aq. GAAS) (45–50% water) were purchased from TCI Chemicals. *p*-Tolualdehyde (97%), 3,4,5-trimethoxybenzaldehyde (98%), 4-ethoxybenzaldehyde (99%), phosphotungstic acid (reagent grade), and amberlyst-15(H) were purchased from Sigma-Aldrich. *n*-Heptane (99%) and glacial acetic acid (99.5%) were purchased from Molychem. Ethanol (99.8%) was purchased from Aqlivia. Ethyl acetate (99%) was purchased from Finar. All the chemicals were used without further purification. Thin-layer chromatography (TLC) plates, silica gel pre-coated on aluminium sheets, were purchased from Merck (TLC Silica Gel 60, F254).

### Characterization methods

The synthesized products were characterized by spectroscopic methods and matched with the literature data. Fourier transform infrared (FTIR) spectra were collected using the ATR method in a Bruker Alpha II FTIR instrument equipped with zinc selenide (ZnSe) as the prism material. The compounds were dissolved in dichloromethane, and a thin film was made by evaporating a drop of the solution on the ATR counter. The FTIR spectra were averaged by collecting 24 scans at a scanning speed of 4 scans per second in the 500–4000  $\text{cm}^{-1}$  range. For nuclear magnetic resonance (NMR) spectroscopy, the  $^1\text{H}$ -NMR spectra were collected using a Bruker NanoBay® NMR instrument at the operating radio frequency of 400 MHz, and the  $^{13}\text{C}$ -





Scheme 1 Synthesis of Biginelli adducts, Hantzsch esters, and substituted pyridines from substituted benzaldehydes using gluconic acid aqueous solution as a sustainable catalyst.

NMR spectra were recorded using the same instrument at the frequency of 100 MHz (calculated). The melting point of the Biginelli and Hantzsch products was measured using a Stuart SMP3 digital melting point apparatus.

### Synthetic procedures

**Synthesis of 3,4-dihydropyrimidin-2(1H)-ones (DHPMs, 4a-j) following the Biginelli reaction.** Benzaldehyde (**1a**) (0.500 g, 4.71 mmol) was placed in a round-bottomed flask (50 mL). Ethyl acetoacetate (EAA, **2**) (0.858 g, 6.59 mmol), urea (0.396 g, 6.59 mmol), and GAAS (0.092 g, 10 mol%) were added. The mixture was placed in a pre-heated (120 °C) oil bath, mounted on a hot plate cum magnetic stirrer, a magnetic rod was inserted, and a reflux condenser was attached. The reaction mixture was magnetically stirred for 2 h at the reaction temperature. The reaction progress was monitored by thin-layer chromatography (TLC) for the disappearance of benzaldehyde. The TLC plate was visualized in a UV chamber (254 nm) or developed by dipping the plate in a solution of 2,4-dinitrophenylhydrazine. After the reaction, the reaction flask was cooled to room temperature. The reaction mixture was poured into crushed ice to precipitate the product. The solid was filtered through a filter paper (Whatman, grade 5) under vacuum, thoroughly washed with deionized water, and dried at 60 °C for 12 h in a hot-air oven. The crude product was recrystallized using absolute ethanol to obtain pure ethyl-6-methyl-2-oxo-4-phenyl-1,2,3,4-tetrahydropyrimidine-5-carboxylate (**4a**) (1.171 g, 96%). A similar synthetic strategy was applied to synthesize other substituted benzaldehyde derivatives (**4b-j**). The structures of the synthesized products were confirmed using melting point, FTIR, and NMR ( $^1\text{H}$  and  $^{13}\text{C}$ ) data.

**Synthesis of 1,4-dihydropyridines (DHPs, 6a-j) following the Hantzsch reaction.** Benzaldehyde (**1a**) (0.500 g, 4.71 mmol), EAA (**2**) (1.226 g, 9.42 mmol),  $\text{NH}_4\text{OAc}$  (0.544 g, 7.07 mmol), and GAAS (0.231 g, 25 mol%) were placed in a 50 mL round-bottomed flask. The round-bottomed flask was placed in a pre-heated oil bath (80 °C) equipped with a reflux condenser. The reaction mixture was stirred magnetically for 2 h. The progress of the reaction was monitored using TLC. After the reaction, the reaction mixture was cooled to room temperature. The reaction mixture was diluted with ethyl acetate (10 mL) and washed with deionized water (20 mL). The organic layer was collected together and evaporated under reduced pressure to obtain crude diethyl-2,6-dimethyl-4-phenyl-1,4-dihydropyridine-3,5-dicarboxylate (**6a**) (1.427 g, 92%) as a light-yellow solid. Purification was carried out by triturating the crude product in 3 vol% ethyl acetate in *n*-heptane. The synthetic strategy was extended to the substituted benzaldehydes

(**1b-j**). The structures of the synthesized derivatives were confirmed by melting point, FTIR, and NMR ( $^1\text{H}$  and  $^{13}\text{C}$ ).

**Synthesis of DHPs using aqueous ammonia.** Benzaldehyde (**1a**) (0.500 g, 4.71 mmol), EAA (**2**) (1.226 g, 9.42 mmol), 30% aq.  $\text{NH}_3$  solution (0.870 g, 24.82 mmol), and GAAS (0.231 g, 25 mol% of **1a**) were placed in a 50 mL round-bottomed flask. The reaction was heated to 80 °C in an oil bath under magnetic stirring until the conversion of **1a** was complete in 4 h and afforded **1a** (1.396 g) in a 90% isolated yield. Excess aqueous ammonia was applied to compensate for the evaporative loss and higher thermal stability of ammonium gluconate. Lower amounts of aqueous ammonia led to the incomplete conversion of benzaldehydes. Adding excess GAAS also reduced the reaction kinetics.

**Synthesis of substituted pyridines (7a-j) from DHPs (6a-j).** Purified DHP **6a** (0.500 g, 1.52 mmol) was placed in a 50 mL round-bottomed flask and dissolved in GAAS (2 mL). Sodium nitrite (0.500 g, 7.25 mmol) was added gradually with continuous stirring, and the reaction mixture was continuously stirred at room temperature for 30 minutes. The progress of the reaction was monitored *via* TLC for the disappearance of DHP **6a**. Smaller amounts of sodium nitrite resulted in an incomplete reaction and the appearance of multiple spots on the TLC. Upon completion, the reaction mixture was diluted with ethyl acetate (20 mL). The organic phase was washed with saturated  $\text{NaHCO}_3$  solution (20 mL  $\times$  2), followed by deionized water (20 mL  $\times$  2). Ethyl acetate was evaporated in a rotary evaporator under reduced pressure, yielding diethyl 2,6-dimethyl-4-phenylpyridine-3,5-dicarboxylate (**7a**) (0.486 g, 98%) as a clear liquid.

## Results and discussion

The Biginelli reaction between **1a**, EAA (**2**), and urea (**3**) was chosen as the model reaction for process optimization. The reaction was carried out by conventional heating under organic solvent-free conditions. Benzaldehyde (**1a**) was used as the limiting reagent, and the progress of the reaction was monitored using TLC. After the conversion of **1a** was complete, the reaction mixture was cooled to room temperature and quenched in crushed ice to obtain a solid product. The solid was filtered through a filter paper (Whatman, grade 5) under vacuum, dried at 60 °C for 12 h in a hot-air oven, and recrystallized using absolute ethanol to get pure ethyl-6-methyl-2-oxo-4-phenyl-1,2,3,4-tetrahydropyrimidine-5-carboxylate (**4a**). When the reaction was attempted using equimolar amounts of all



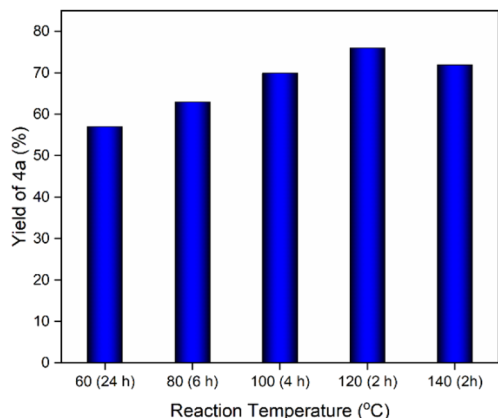


Fig. 1 Effect of reaction temperature on the yield of **4a**. Reaction conditions: **1a** (0.500 g, 4.71 mmol), EAA (0.613 g, 4.71 mmol), urea (0.282 g, 4.71 mmol), and GAAS (0.231 g, 25 mol%).

three reagents without a catalyst, only a trace amount of **4a** was observed on TLC, even at 80 °C. However, the reaction progressed much faster even at room temperature using a 25 mol% (based on the starting amount of **1a**) GAAS catalyst. However, the reaction was incomplete in 24 h, and only 12% of **4a** was obtained. Increasing the reaction temperature to 60 °C afforded a 57% isolated yield of **4a** after 24 h because the conversion of **1a** was not complete. When the reaction temperature was increased to 80 °C, a complete conversion of **1a** was achieved in 6 h, but only 63% of **4a** was obtained. This result may be explained by the slower kinetics and the thermal decomposition of urea as a competing reaction. Increasing the temperature to 100 °C afforded a 70% yield of **4a** after a 4 h reaction, which increased further to 76% after a 2 h reaction at 120 °C. A further increase in the reaction temperature to 140 °C marginally decreased the yield of **4a** to 72% due to the thermal decomposition of the starting material(s) and product (Fig. 1).

After optimizing the temperature, the effect of the molar ratio of the reactants was studied. When a slight excess of EAA and urea was used (1.2 equiv. of **1a**), the reaction was completed in 2 h, and an 86% yield of **4a** was obtained. Increasing the

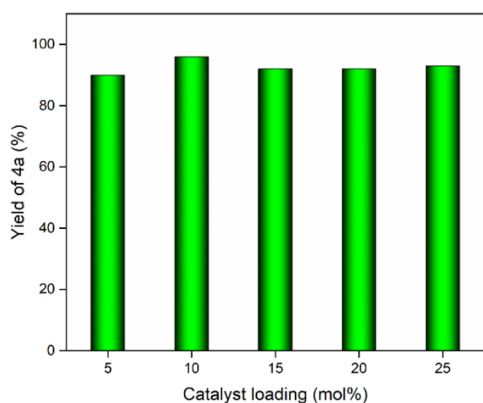


Fig. 2 Effect of catalyst loading on the synthesis of **4a**. Reaction conditions: **1a** (0.500 g, 4.71 mmol), EAA (0.858 g, 6.59 mmol), urea (0.396 g, 6.59 mmol), 120 °C (oil-bath), and 2 h.

Table 1 Synthesis of **4a** from **1a** using various acids as catalysts<sup>a</sup>

Entry	Catalyst	Reaction time (h)	Yields (%)
1	Acetic acid	2	90
2	Formic acid	2	82
3	Succinic acid	1	89
4	Lactic acid	2	83
5	Citric acid	2	90
6	Oxalic acid	2	86
7	GAAS	2	96
8 <sup>b</sup>	Amberlyst-15	2	84
9 <sup>c</sup>	pTSA	2	89
10 <sup>d</sup>	PTA	2	85

<sup>a</sup> Reaction conditions: **1a** (0.500 g, 4.71 mmol), EAA (0.858 g, 6.59 mmol), urea (0.396 g, 6.59 mmol), 120 °C, and catalyst (10 mol%).

<sup>b</sup> Solid heterogeneous acid. <sup>c</sup> Organic acid other than carboxylic acid.

<sup>d</sup> Homogeneous inorganic acid.

equivalence of EAA and urea to 1.4 (with respect to **1a**) resulted in a 93% yield of **4a**. A further increase in the equivalence of EAA and urea showed no noticeable improvement in the yield of **4a**. The effect of the loading of the GAAS catalyst was examined next by keeping all the other parameters unaltered. When the catalytic loading was decreased to only 15 mol%, the effect on the yield of **4a** was minimal. Interestingly, a 10 mol% loading of GAAS afforded a 96% yield of **4a** (120 °C, 2 h) (Fig. 2). A further decrease in catalyst loading to 5 mol% decreased the yield to 90% under similar reaction conditions. Therefore, a 10 mol% GAAS catalyst was selected as the optimized catalyst loading. After optimizing the reaction conditions, the catalytic efficiency of the GAAS catalyst was compared against some frequently used homogeneous and heterogeneous acid catalysts for the Biginelli reaction, including biogenic acids (Table 1). When acetic acid (50% aq., 10 mol%) was used as the catalyst, the reaction was completed within 2 h and afforded a 90% isolated yield of **4a**. The use of different biogenic acids, such as oxalic acid, succinic acid, formic acid, and lactic acid (10 mol% of each), resulted in 86%, 89%, 82%, and 83% yields of **4a**, respectively, under optimized conditions. Strong inorganic and organic solid acid catalysts, such as Amberlyst-15, pTSA, and PTA, produced 84%, 89%, and 85% of **4a** under the reaction conditions, respectively.

Finally, the optimized synthesis was applied for the Biginelli reaction of substituted benzaldehydes (**1b–j**), and the isolated yield of the corresponding DHPM (**4b–j**) is listed in Table 2. The process worked equally well for substituted benzaldehydes carrying electron-donating or electron-withdrawing functionalities. For example, 4-nitrobenzaldehyde produced a 92% yield of the corresponding DHPM **4c** (entry 3), while 4-methylbenzaldehyde also produced the same yield as DHPM **4e** (entry 5).

The GAAS catalyst was then used to synthesize DHPs (**6a–j**) using the Hantzsch reaction protocol. The Hantzsch reaction was optimized using **1a**, EAA, and ammonium acetate as model reactants. Initially, the reaction was carried out at room temperature in the presence of GAAS (25 mol%), which remained incomplete even after 24 h, and only a 30% yield of **6a**

Table 2 Synthesis of 3,4-dihydropyrimidin-2(1*H*)-ones starting from benzaldehyde derivatives<sup>a</sup>

Entry	Substrate	Time (h)	Product	Yields (%)
1		2		96
2		5		88
3		2		92
4		2		85
5		3		92
6		2		85
7		3		86
8		2		94





Table 2 (Contd.)

Entry	Substrate	Time (h)	Product	Yields (%)
9	 1i	2	 4i	92
10	 1j	2	 4j	85

<sup>a</sup> Reaction conditions: aldehyde (0.500 g), EAA (1.4 eq.), urea (1.4 eq.), GAAS (10 mol%), and 120 °C (oil-bath).

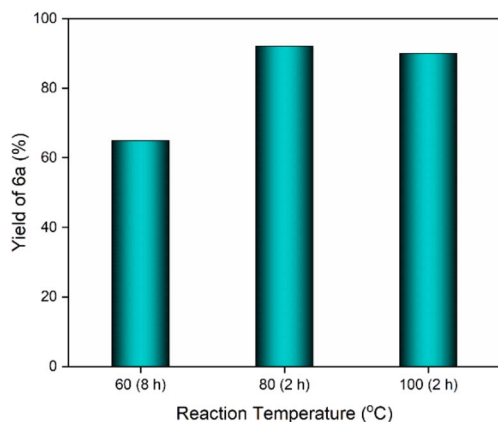


Fig. 3 Effect of reaction temperature on the yield of **6a**. Reaction conditions: **1a** (0.500 g, 4.71 mmol), EAA (1.226 g, 9.42 mmol), NH<sub>4</sub>OAc (0.544 g, 7.07 mmol), and GAAS (0.231 g, 25 mol%).

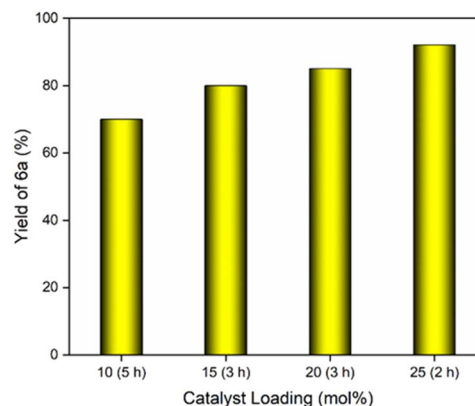


Fig. 4 Effect of catalyst loading for the synthesis of **6a**. Reaction conditions: **1a** (0.500 g, 4.71 mmol), EAA (1.226 g, 9.42 mmol), NH<sub>4</sub>OAc (0.544 g, 7.07 mmol), and 80 °C.

was obtained. The reaction took 8 h for the complete conversion of **1a** at 60 °C, and **6a** was isolated in only 65% yield. The reaction was completed within 2 h at 80 °C, affording a 92% isolated yield of **6a**. Further increasing the temperature to 100 °C led to a marginal decrease in yield of **6a** to 90% (Fig. 3).

After optimizing the temperature, the effect of the catalyst loading was studied. Using 25 mol% of catalyst produced 92% of **6a** at 80 °C for 2 h. When the catalyst loading decreased to 15 mol%, it produced an 80% yield after 3 h of reaction time (Fig. 4). The use of 20 mol% of catalyst produced only an 85% yield of **6a**. When only 10 mol% of catalyst was used, the reaction required 5 h to complete, and the yield of **6a**

decreased to 70%. Hence, 25 mol% GAAS was considered the optimum catalyst loading. The lower yields of **6a** at lower catalyst loading are attributed to the increased decomposition of EAA and product for the prolonged reaction at increased temperature.

Finally, the optimized reaction conditions were applied to synthesize other Hantzsch esters (**6b-j**), starting from substituted benzaldehydes, and yields are listed in Table 3. All substituted benzaldehydes produced satisfactory yields of DHPs. The electron-donating and electron-withdrawing functionalities attached to the benzaldehyde moiety were equally tolerated.

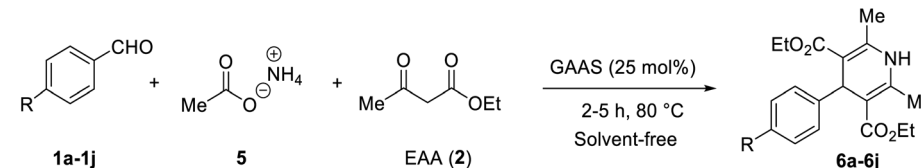
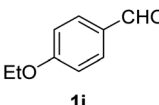
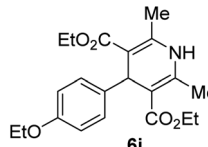
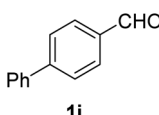
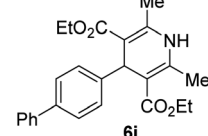


Table 3 Synthesis of DHPs from benzaldehyde derivatives<sup>a</sup>

Entry	Substrate	Time (h)	Product	Yields (%)
1		2		92
2		5		90
3		2		88
4		2		88
5		3		89
6		2		91
7		3		84
8		2		89



Table 3 (Contd.)

				
Entry	Substrate	Time (h)	Product	Yields (%)
9		5		88
10		2		82

<sup>a</sup> Reaction conditions: aldehyde (0.500 g), EAA (2 equiv.), NH<sub>4</sub>OAc (1.5 equiv.), GAAS (25 mol%), 80 °C, and 2 h.

Recyclability of the GAAS catalyst was attempted under optimized reaction conditions to synthesize **4a** and **6a** (Fig. 5). After the reaction, the mixture was cooled to room temperature and quenched in water. The organic impurities were removed using ethyl acetate, and the aqueous layer was evaporated under reduced pressure to recover gluconic acid. The concentration was then adjusted to 50 wt% by adding deionized water, and the solution was then subjected to the next catalytic cycle. The catalyst showed good activity up to the 4th catalytic cycle.

The marginal lowering in the product yield in the successive cycles of the catalyst can be attributed to the mass loss of the catalyst after each cycle. Consequently, the reaction takes a longer time to complete. Hence, the product yield was lower due to the incomplete conversion of the starting materials after

2 h of reaction. However, when the reaction was allowed to complete by extending the duration, no apparent dip in the yield of **4a** or **6a** was observed, demonstrating that the chemical stability and catalytic efficiency of GAAS remained intact.

The use of NH<sub>4</sub>OAc as the source of ammonia for synthesizing DHPs (**6a-j**) leads to acetic acid as the byproduct. Therefore, the atom economy of the reaction is lowered, and the acetic acid complicates the purification and recycling of the GAAS catalyst. We argue that aqueous ammonia could be used directly in GAAS. The ammonia reacted with GAAS to form ammonium gluconate, which acted as a reservoir of ammonia. A typical ammonia solution (30%, aq.) was added to GAAS; then, **1a** and **2** were added. When a near equivalent amount of ammonia solution was used, the kinetics was relatively slow, and the conversion of **1a**

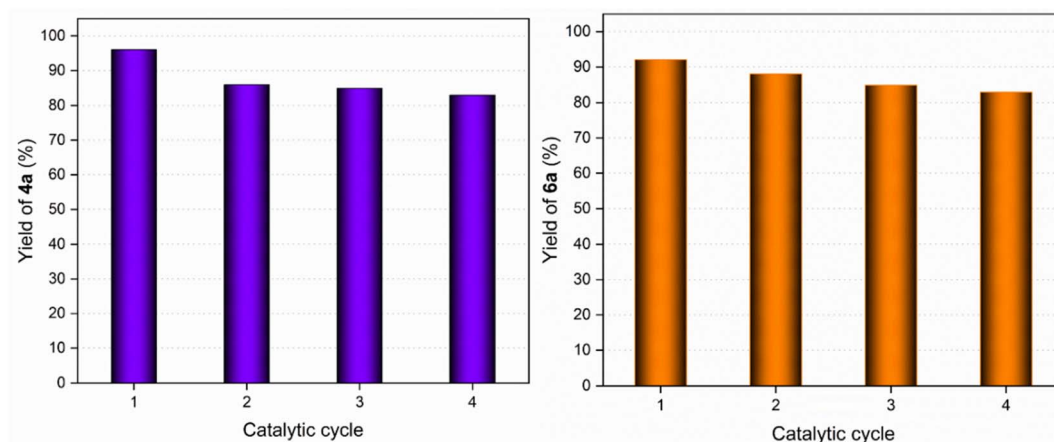
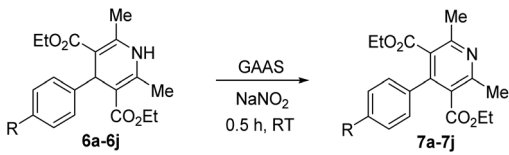
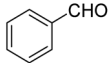
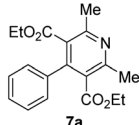
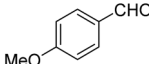
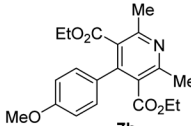
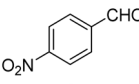
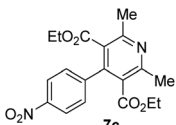
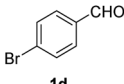
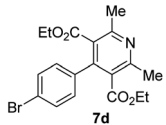
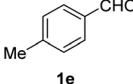
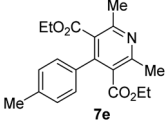
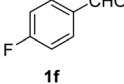
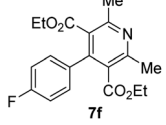
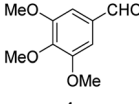
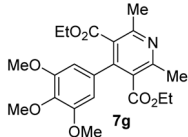
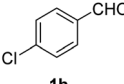
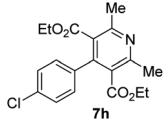
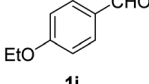
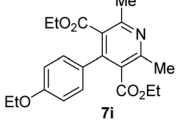
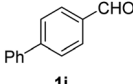
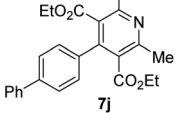


Fig. 5 Catalyst recyclability for the synthesis of DHPM, **4a** (left) and DHP, **6a** (right) starting from benzaldehyde, **1a**.



Table 4 Synthesis of substituted pyridines from benzaldehyde derivatives by oxidizing 1,4-dihydropyridines<sup>a</sup>

			
Entry	Substrate	Product	Yields (%)
1	 <b>1a</b>	 <b>7a</b>	98
2	 <b>1b</b>	 <b>7b</b>	97
3	 <b>1c</b>	 <b>7c</b>	97
4	 <b>1d</b>	 <b>7d</b>	98
5	 <b>1e</b>	 <b>7e</b>	96
6	 <b>1f</b>	 <b>7f</b>	97
7	 <b>1g</b>	 <b>7g</b>	94
8	 <b>1h</b>	 <b>7h</b>	95
9	 <b>1i</b>	 <b>7i</b>	96
10	 <b>1j</b>	 <b>7j</b>	95

<sup>a</sup> Reaction conditions: (A) **1a-j** (0.500 g), EAA (2 equiv.), aq. NH<sub>3</sub>, and GAAS (50 mol%), 80 °C, and 2 h; (B) NaNO<sub>2</sub> (0.500 g), GAAS (2 mL), RT, and 30 min.



was incomplete even after 12 h at 80 °C. This observation can be attributed to the higher thermal stability of ammonium gluconate compared to ammonium acetate. Therefore, excess aq.  $\text{NH}_3$  had to be used, which acted as the reagent, while ammonium gluconate acted as the catalyst. The reaction afforded a 90% isolated yield of **6a** after 4 h at 80 °C. The oxidation of Hantzsch esters is explored next. The isolated esters **6a–j** were redissolved in GAAS, and  $\text{NaNO}_2$  was added as the oxidant. The reaction proceeded rapidly even at RT, and the conversion of the starting material was complete after 30 min, affording excellent isolated yields of the substituted pyridines **7a–j** (Table 4). When **6a** was used as the substrate, a 98% isolated yield of **7a** was obtained (Table 4, entry 1).

The electron-donating or electron-withdrawing substituents on benzaldehyde had no apparent impact on the reaction kinetics or yield of **7a–7j**. Because the Hantzsch ester synthesis and their subsequent oxidation into substituted pyridines were performed in GAAS, a one-pot, two-step synthesis was designed. After the synthesis of **6a** was complete (using  $\text{NH}_4\text{OAc}$  or aq.  $\text{NH}_3$  as the reagent), the reaction mixture was cooled to RT. The required amount of  $\text{NaNO}_2$  and excess GAAS were added to the reaction mixture and magnetically stirred until the disappearance of **6a** was complete. The reaction was complete within 30 min and afforded a 90% yield of **7a**. In the control reaction, aqueous  $\text{NaNO}_2$  alone did not afford any oxidation product. Interestingly, the stepwise synthesis of **7a** from **1a** afforded the same yield as the one-pot, two-step process without isolating **6a**. The one-pot, two-step synthesis of **7a** was scaled up to 5 g, and the yield marginally improved to 91%.

## Conclusion

In conclusion, a series of Biginelli adducts, Hantzsch esters, and substituted pyridines have been synthesized from benzaldehydes using GAAS as a bio-based, eco-friendly, robust, efficient, non-volatile, and recyclable acid catalyst. The promising aspects of the present methodology include simple work-up, high yield, short reaction duration, and use of an innocuous acid catalyst under organic solvent-free conditions. All the products were isolated with good to excellent isolated yields and purified without chromatography. Aqueous ammonia was used instead of ammonium acetate to improve the atom economy of the Hantzsch ester synthesis and simplify the recycling of the GAAS catalyst. Substituted pyridines were synthesized in a one-pot, two-step synthesis by oxidizing the Hantzsch esters using  $\text{NaNO}_2$  as the oxidant. This work will broaden the scope of GAAS as an eco-friendly catalyst for various organic transformations.

## Data availability

The original data of the study are included in the article and its ESI material.†

## Author contributions

Poornachandra Shamanna Prabhakar synthesized the products, analyzed the spectroscopic data, and edited the manuscript.

Jitendra Sahoo worked on optimizing the process, purifying the products, and checking the melting points. Ibrahim A. Alnaser, Asiful H. Seikh, and Mohammad Rezaul Karim edited the manuscript and secured research funding. Saikat Dutta ideated the work, supervised the progress, and wrote the original manuscript.

## Conflicts of interest

The authors declare no competing interest.

## Acknowledgements

The authors thank the Central Research Facility (CRF), NITK, Surathkal, for assisting in NMR data collection and the Department of Metallurgical and Materials Engineering, NITK Surathkal, for FTIR analysis. The authors would like to acknowledge the Researchers Supporting Project number (RSPD2024R597), King Saud University, Riyadh, Saudi Arabia. SD thanks DST-SERB for the Core Research Grant (File No. CRG/2021/001084 and CRG/2022/009346). PSP thanks NITK, Surathkal, for scholarship support.

## References

- 1 K. C. Nicolaou, *Proc. R. Soc. A*, 2014, **470**, 20130690.
- 2 R. Naidu, B. Biswas, I. R. Willett, J. Cribb, B. Kumar Singh, C. Paul Nathanail, F. Coulon, K. T. Semple, K. C. Jones, A. Barclay and R. J. Aitken, *Environ. Int.*, 2021, **156**, 106616.
- 3 R. A. Sheldon, M. L. Bode and S. G. Akakios, *Curr. Opin. Green Sustainable Chem.*, 2022, **33**, 100569.
- 4 J. Schwan and M. Christmann, *Chem. Soc. Rev.*, 2018, **47**, 7985–7995.
- 5 S. E. John, S. Gulati and N. Shankaraiah, *Org. Chem. Front.*, 2021, **8**, 4237–4287.
- 6 R. A. Sheldon, *Pure Appl. Chem.*, 2000, **72**, 1233–1246.
- 7 V. K. Tiwari, A. Kumar, S. Rajkhowa, G. Tripathi and A. K. Singh, *Green Chemistry*, Springer Nature Singapore, Singapore, 2022, pp. 207–260.
- 8 M. Marafi and A. Stanislaus, *Resour., Conserv. Recycl.*, 2008, **52**, 859–873.
- 9 M. Ikeda, *Toxicol. Lett.*, 1992, **64–65**, 191–201.
- 10 R. A. Sheldon and C. Opin, *Green Sustainable Chem.*, 2019, **18**, 13–19.
- 11 M. Cortes-Clerget, J. Yu, J. R. A. Kincaid, P. Walde, F. Gallou and B. H. Lipshutz, *Chem. Sci.*, 2021, **12**, 4237–4266.
- 12 D. K. Romney, F. H. Arnold, B. H. Lipshutz and C.-J. Li, *J. Org. Chem.*, 2018, **83**, 7319–7322.
- 13 B. H. Lipshutz and S. Ghorai, *Green Chem.*, 2014, **16**, 3660–3679.
- 14 J. E. Biggs-Houck, A. Younai and J. T. Shaw, *Curr. Opin. Chem. Biol.*, 2010, **14**, 371–382.
- 15 M. Puripat, R. Ramozzi, M. Hatanaka, W. Parasuk, V. Parasuk and K. Morokuma, *J. Org. Chem.*, 2015, **80**, 6959–6967.
- 16 L. Shen, S. Cao, J. Wu, J. Zhang, H. Li, N. Liu and X. Qian, *Green Chem.*, 2009, **11**, 1414.



- 17 H. Nagarajaiah, A. Mukhopadhyay and J. N. Moorthy, *Tetrahedron Lett.*, 2016, **57**, 5135–5149.
- 18 G. Liu, R. Pan, Y. Wei and L. Tao, *Macromol. Rapid Commun.*, 2021, **42**, 2000459.
- 19 A. M. Vijesh, A. M. Isloor, S. K. Peethambar, K. N. Shivananda, T. Arulmoli and N. A. Isloor, *Eur. J. Med. Chem.*, 2011, **46**, 5591–5597.
- 20 P.-Z. Wang, J.-R. Chen and W.-J. Xiao, *Org. Biomol. Chem.*, 2019, **17**, 6936–6951.
- 21 S. H. Mashraqui and M. A. Karnik, *Synthesis*, 1998, 713–714.
- 22 B.-H. Lou, S.-B. Chen, J. Wang, Y. Chen and J.-H. Li, *J. Chem. Res.*, 2013, **37**, 409–412.
- 23 M. A. Zolfigol, F. Shirini, A. G. Choghamarani and I. Mohammadpoor-Baltork, *Green Chem.*, 2002, **4**, 562–564.
- 24 L. V. Chopda and P. N. Dave, *ChemistrySelect*, 2020, **5**, 5552–5572.
- 25 I. S. S. Anantha, N. Kerru, S. Maddila and S. B. Jonnalagadda, *Front. Chem.*, 2021, **9**, 800236.
- 26 F. Felluga, F. Benedetti, F. Berti, S. Drioli and G. Regini, *Synlett*, 2018, **29**, 1047–1054.
- 27 M. S. Khan, M. A. Nawaz, S. Jalil, F. Rashid, A. Hameed, A. Asari, H. Mohamad, A. U. Rehman, M. Iftikhar, J. Iqbal and M. al-Rashida, *Bioorg. Chem.*, 2022, **118**, 105457.
- 28 L. Ming, G. Wei-Si, W. Li-Rong, L. Ya-Feng and Y. Hua-Zheng, *J. Mol. Catal. A: Chem.*, 2006, **258**, 133–138.
- 29 M. Leonardi, M. Villacampa and J. C. Menéndez, *Chem. Sci.*, 2018, **9**, 2042–2064.
- 30 M. Kangani, N. Hazeri, A. Yazdani-Elah-Abadi and M.-T. Maghsoodlou, *Polycyclic Aromat. Compd.*, 2018, **38**, 322–328.
- 31 M. Saroha and J. M. Khurana, *New J. Chem.*, 2019, **43**, 8644–8650.
- 32 Z. Madanifar, M.-T. Maghsoodlou, M. Kangani and N. Hazeri, *Res. Chem. Intermed.*, 2015, **41**, 9863–9869.
- 33 A. S. Suresh, D. Kumar and J. S. Sandhu, *Green Chem. Lett. Rev.*, 2009, **2**, 29–33.
- 34 H. N. Anchan, P. Naik C, N. S. Bhat, M. Kumari and S. Dutta, *ACS Omega*, 2023, **8**, 34077–34083.
- 35 H. Y. Lim and A. V. Dolzhenko, *Sustainable Chem. Pharm.*, 2021, **21**, 100443.
- 36 B. Zhou, J. Yang, M. Li and Y. Gu, *Green Chem.*, 2011, **13**, 2204–2211.
- 37 H. Zhang, N. Li, X. Pan, S. Wu and J. Xie, *ACS Sustainable Chem. Eng.*, 2017, **5**, 4066–4072.
- 38 J. F. Kornecki, D. Carballares, P. W. Tardioli, R. C. Rodrigues, Á. Berenguer-Murcia, A. R. Alcántara and R. Fernandez-Lafuente, *Catal. Sci. Technol.*, 2020, **10**, 5740–5771.

