

Cite this: *Chem. Sci.*, 2024, 15, 2089

All publication charges for this article have been paid for by the Royal Society of Chemistry

# Switching the hydrogenation selectivity of urea derivatives *via* subtly tuning the amount and type of additive in the catalyst system†

Jun Zhu,<sup>a</sup> Yongtao Wang,<sup>a</sup> Jia Yao<sup>a</sup> and Haoran Li<sup>a</sup> \*<sup>ab</sup>

Catalytic hydrogenation of urea derivatives is considered to be one of the most feasible methods for indirect reduction functionalization of CO<sub>2</sub> and synthesis of valuable chemicals and fuels. Among value-added products, methylamines, formamides and methanol are highly attractive as important industrial raw materials. Herein, we report the highly selective catalytic hydrogenation of urea derivatives to *N*-monomethylamines for the first time. More importantly, two- and six-electron reduction products can be switched on/off by subtly tuning 0.5 mol% KO<sup>t</sup>Bu (2% to 1.5%): when the molar ratio of KO<sup>t</sup>Bu/(PPh<sub>3</sub>)<sub>3</sub>RuCl<sub>2</sub> exceeds 2.0, it is favorable for the formation of two-electron reduction products (*N*-formamides), while when it is below 2.0, the two-electron reduction products are further hydrogenated to six-electron reduction products (*N*-monomethylamines and methanol). Furthermore, changing the type of additive can also regulate this interesting selectivity. Control experiments showed that this selectivity is achieved by regulating the acid-base environment of the reaction to control the fate of the common hemiaminal intermediate. A feasible mechanism is proposed based on mechanistic experiments and characterization. This method has the advantages of being simple, universal and highly efficient, and opens up a new synthesis strategy for the utilization of renewable carbon sources.

Received 24th October 2023  
Accepted 21st December 2023

DOI: 10.1039/d3sc05674k

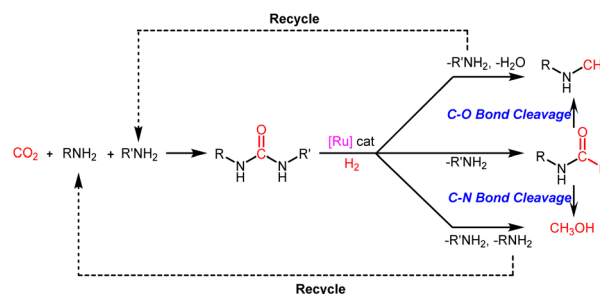
rsc.li/chemical-science

## Introduction

In recent years, carbon dioxide (CO<sub>2</sub>) reduction and functionalization have provided new insights into its chemical conversion and utilization.<sup>1–4</sup> However, due to thermodynamic and kinetic limitations, to date, only a few processes using CO<sub>2</sub> as a C1 source have been industrialized and these have been mainly used for the production of urea and its derivatives.<sup>5–8</sup> Against this backdrop, catalytic hydrogenation of urea derivatives to value-added chemicals is a promising way to expand the resource utilization of CO<sub>2</sub> (Scheme 1).<sup>9–13</sup>

*N*-Methylamine compounds are important solvents and play an important role in platform chemicals such as medicine, perfumes, synthetic resins, agricultural chemicals and dyes.<sup>14,15</sup> Traditionally, producing *N*-methylamines mainly requires formaldehyde or toxic methylation reagents such as methyl iodide, methyl triflate, dimethyl sulfate, or diazomethane.<sup>16–19</sup> Notably, in the process of producing *N*-monomethylamines, a mixture of *N*-monomethylamine and *N,N*-dimethylamine is often obtained because the formation of *N,N*-dimethylamine is

a thermodynamically favorable reaction.<sup>20</sup> Thus, highly selective synthesis of *N*-monomethylamine is a challenge. In this perspective, highly selective catalytic hydrogenation of CO<sub>2</sub>-derived urea derivatives to methylamines and the corresponding recyclable amines is a novel and environmentally friendly approach. In addition, although direct hydrogenation of CO<sub>2</sub> to methanol has been extensively studied, it involves relatively harsh reaction conditions.<sup>21–26</sup> In industry, formamides are produced by the reaction of an amine with toxic and flammable CO in methanol using an NaOCH<sub>3</sub> catalyst,<sup>27–29</sup> and methylamines are obtained by the reaction of an amine with methanol,<sup>30,31</sup> both of which require methanol as the raw material. Thus, hydrogenation of urea derivatives may be an alternative



Scheme 1 Indirect conversion of CO<sub>2</sub> and amines to value-added chemicals *via* hydrogenation of urea derivatives.

<sup>a</sup>Department of Chemistry, ZJU-NHU United R&D Center, Zhejiang University, Hangzhou 310027, China. E-mail: lihr@zju.edu.cn

<sup>b</sup>State Key Laboratory of Chemical Engineering, College of Chemical and Biological Engineering, Zhejiang University, Hangzhou 310027, China

† Electronic supplementary information (ESI) available. See DOI: <https://doi.org/10.1039/d3sc05674k>



strategy for the synthesis of valuable chemicals and fuels from CO<sub>2</sub> under mild reaction conditions, and the resulting amine byproducts can be recycled.

In 2011, Milstein and colleagues reported the first example for hydrogenation of urea derivatives to methanol.<sup>10</sup> Subsequently, several catalytic systems, including Ru and Ir, have been used for the hydrogenation of CO<sub>2</sub>-derived urea derivatives to formamide products.<sup>32–34</sup> Notably, formamides can be further hydrogenated to yield the six-electron reduction products, such as methylamines and methanol.<sup>35–38</sup> At present, methanol is still the main 6-electron reduction product reported by hydrogenation of urea derivatives, and the research on obtaining methylamine compounds is still limited. To date, only Leitner has reported the formation of methylaniline (24% yield) from diphenylurea using Ru/triphos in the presence of acid additives, accompanied by the formation of dimethylamine (8%) and methanol byproducts.<sup>32</sup> Inspired by this result, we attempted to achieve the highly selective hydrogenation of urea derivatives to the monomethylamine as the main product. More importantly, an example of good selectivity for all three types of products using a single well-defined catalyst system by adjusting the process conditions is even more lacking.

Obviously, this step from formamides to methylamines and methanol is the key to controlling the selective reduction of urea derivatives to two-electron (*N*-formamides) and six-electron reduction products (*N*-monomethylamines and methanol). In view of this, further controlled reduction of formamide products to methylamine and methanol products is a feasible path to expand the utilization of urea and its derivatives. In addition,

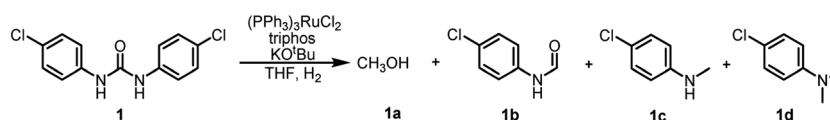
with formamides it is difficult to achieve selectivity between deoxidation hydrogenation (C–O bond cleavage) and deammonia hydrogenation (C–N bond cleavage).<sup>37,39,40</sup> In this context, it is of great significance to develop an efficient catalyst system for hydrogenation of urea derivatives, which can adjust the chemoselectivity to obtain two-electron (*N*-formamides) and six-electron reduction products (*N*-monomethylamines and methanol) with high selectivity.

Herein, in order to achieve hierarchical control of hydrogenated urea derivatives to two- and six-electron reduction products, we attempt to further reduce formamide products to *N*-monomethylamines and CH<sub>3</sub>OH by tuning the reaction parameters on the basis of a Ru-triphos catalyst system for semi-hydrogenation of urea derivatives to formamides.

## Results and discussion

In our previous study on the preparation of formamide from hydrogenated urea derivatives, we observed the formation of the 4-chloro-*N*-methylaniline by-product in addition to the *N*-(4-chlorophenyl)formamide main product using the Ru-triphos catalyst system in the absence of KO<sup>t</sup>Bu.<sup>33</sup> However, no significant 4-chloro-*N*-methylaniline product was detected in the presence of 2.5 mol% KO<sup>t</sup>Bu. Based on these results, we wondered if further hydrogenation of formamide to 4-chloro-*N*-methylaniline could be facilitated by regulating the amount of KO<sup>t</sup>Bu used. It can be clearly seen in Table 1 that when the amount of KO<sup>t</sup>Bu added is 2 mol%, the 7% yield of *N*-methylamine (maximum yield is 100% based on the number of moles

Table 1 Optimization of the catalytic conditions for hydrogenation of 1,3-bis(4-chlorophenyl)urea<sup>a</sup>



Entry	KO <sup>t</sup> Bu (mol%)	H <sub>2</sub> (bar)	Temperature (°C)	Time (h)	Yield (%) of 1a	Yield (%) of 1b	Yield (%) of 1c	Yield (%) of 1d
1	2	50	140	12	2	84	7	<1
2	1.5	50	140	12	9	0	80	6
3	1	50	140	12	7	0	79	8
4	0.5	50	140	12	2	0	83	7
5	0.25	50	140	12	1	0	87	8
6	0.125	50	140	12	<1	4	80	5
7	0.125	50	140	18	<1	0	85	6
8	0	50	140	24	<1	7	74	6
9 <sup>b</sup>	0.25	50	140	8	2	0	81	8
10	0.25	50	150	10	1	0	96	2
11	0.25	50	160	8	<1	0	98 (93)	<1
12	0.25	30	160	8	5	0	91	1
13	0.25	10	160	8	19	0	73	1
14 <sup>c</sup>	1	50	140	12	2	0	89	5
15 <sup>d</sup>	1	50	140	12	3	0	81	7

<sup>a</sup> Reaction conditions: substrate (2 mmol), (PPh<sub>3</sub>)<sub>3</sub>RuCl<sub>2</sub> (1 mol%), triphos (1.5 mol%), KO<sup>t</sup>Bu (0–2.5 mol%), H<sub>2</sub> (10–50 bar), THF (4 mL), 140–160 °C (bath temperature). Determined by GC using biphenyl as an internal standard. Identification of the products was also confirmed by GC-MS and <sup>1</sup>H NMR; isolated yield in parentheses. <sup>b</sup> (PPh<sub>3</sub>)<sub>3</sub>RuCl<sub>2</sub> (2 mol%) and triphos (3 mol%) were used. <sup>c</sup> NaHBET<sub>3</sub> was used instead of KO<sup>t</sup>Bu. <sup>d</sup> NaOH was used instead of KO<sup>t</sup>Bu.



of urea, *i.e.*, the maximum total yields of amine and methylamine is 200%) can be observed (Table 1, entry 1). Lowering the KO<sup>t</sup>Bu loadings to 1.5 mol%, *N*-formamide was completely converted to *N*-methylamine (Table 1, entry 2). The results are surprising that just by changing 0.5 mol% KO<sup>t</sup>Bu (2% to 1.5%), the selectivity switches from 84% formamide to 80% *N*-methylated amine. As the KO<sup>t</sup>Bu loadings gradually decreased, the yield of methanol also decreased (entries 2–6). When the KO<sup>t</sup>Bu loadings decreased to as low as 0.125 mol%, the reaction rate decreased significantly and even the intermediate formamide could be detected (Table 1, entries 6–8). By comparison, it was found that the selectivity of *N*-monomethylamine was the

highest in the presence of 0.25 mol% KO<sup>t</sup>Bu (Table 1, entry 5), but there was still a high content of 4-chloro-*N,N*-dimethylaniline product (8%). In order to improve the selectivity of *N*-monomethylamine, we continued to optimize the reaction conditions to reduce the amount of this byproduct. On the basis of the above optimization, the selectivity of *N*-monomethylamine was not improved with a catalyst loading of 2 mol% (Table 1, entry 9). Subsequently, we changed the reaction temperature and found that the yield of the *N,N*-dimethylamine by-product decreased with the increase of reaction temperature (Table 1, entries 10 and 11). When the reaction temperature was increased to 160 °C, only traces of *N,N*-dimethylamine could be

Table 2 Hydrogenation of urea derivatives to *N*-monomethylamines catalyzed by a triphos-based ruthenium catalyst system<sup>a</sup>

Entry	Substrate	Time (h)	Product	Yield <sup>b</sup> (%) of <i>N</i> -monomethylamine	Yield <sup>b</sup> (%) of amine
1		12		98 (94)	100
2		8		86	103
3		12		91	104
4		12		79	119
5		12 <sup>c</sup>		98 (91)	100
6		12		61	98
7		12		92 (89)	102
8		12		82	107
9		12 <sup>d</sup>		93	99
10		8		65	34
				22	74

<sup>a</sup> Reaction conditions: substrate (2 mmol), (PPh<sub>3</sub>)<sub>3</sub>RuCl<sub>2</sub> (1 mol%), triphos (1.5 mol%), KO<sup>t</sup>Bu (0.25 mol%), H<sub>2</sub> (50 bar), THF (4 mL), 160 °C (bath temperature). <sup>b</sup> Yield determined by GC using biphenyl as an internal standard. Identification of the products was also confirmed by GC-MS and <sup>1</sup>H NMR; isolated yield in parentheses. <sup>c</sup> NaHBET<sub>3</sub> was used instead of KO<sup>t</sup>Bu. <sup>d</sup> 140 °C (bath temperature).



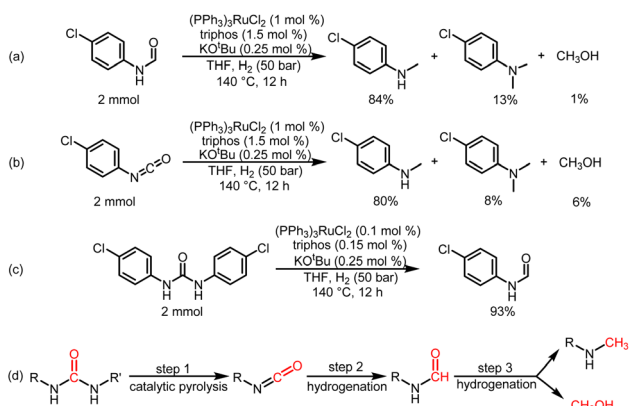
detected, and the yield of 4-chloro-*N*-methylaniline was up to 98% (Table 1, entry 11). Interestingly, the selectivity of *N*-monomethylamine decreased when the hydrogen pressure was lowered, but the conversion rate did not decrease (Table 1, entries 12 and 13). Moreover, 89% and 81% yields of 4-chloro-*N*-methylaniline were achieved respectively when using NaHBET<sub>3</sub> or NaOH as additives instead of KO<sup>t</sup>Bu (Table 1, entries 14 and 15).

After investigating the optimum reaction conditions, the substrate range of the ruthenium-catalyzed selective preparation of *N*-monomethylamines from urea derivatives was discussed (Table 2). We initially chose substrates with electron-withdrawing groups on the aniline ring, with yields of *N*-monomethylamines ranging from 79 to 98% (entries 2–5). For 1,3-diphenylurea without substituents on the aromatic ring, the yield of *N*-methylaniline was 98% using NaHBET<sub>3</sub> as an additive instead of KO<sup>t</sup>Bu. For 1,3-di(pyridin-2-yl)urea, which replaced the aromatic ring with pyridine, a moderate yield of 2-(methylamino)pyridine (61%) was obtained (entry 6). Surprisingly, substrates with strong electron-donating substituents on the aryl ring of aniline were also well tolerated, with 82–93% yields of the corresponding products (entries 7–9). As expected, asymmetric urea (1-(4-chlorophenyl)-3-(3,4-dichlorophenyl)urea) was also well converted to 4-chloro-*N*-methylaniline (65%) and 3,4-dichloro-*N*-methylaniline (22%) products (entry 10). The different yields may be related to the electronic and steric properties of substituents on the *N*-aromatic ring.

To understand the reaction path for hydrogenation of urea derivatives to methylamines, some control experiments were carried out. Remarkably, performing the catalytic hydrogenation reaction using (PPh<sub>3</sub>)<sub>3</sub>RuCl<sub>2</sub> (1 mol%) and triphos (1.5 mol%) in the absence of KO<sup>t</sup>Bu under H<sub>2</sub> (50 bar) at 140 °C for 24 h in anhydrous tetrahydrofuran (THF), isocyanate and formamide were detected in addition to fully hydrogenated

products (monomethylamine, dimethylamine and trace amounts of methanol) (Table 1, entry 8). In our previous studies,<sup>33</sup> it was demonstrated that isocyanates were derived from the thermal decomposition of urea derivatives and were intermediates that form formamides. On this basis, 4-chlorophenyl isocyanate and *N*-(4-chlorophenyl)formamide were respectively used as substrates for hydrogenation experiments under identical reaction conditions, and these substrates were easily reduced to 4-chloro-*N*-methylaniline (Schemes 2a and b). Thus, according to preliminary experimental results, this reaction may be a sequential reaction of stepwise hydrogenation (Scheme 2d), in which urea derivatives underwent catalytic pyrolysis (step 1) and then the generated isocyanates were hydrogenated to formamides (step 2). They were eventually fully hydrogenated to form six-electron reduction products (step 3). In addition, the optimization experiment results showed that the conversion efficiency of the catalytic system with KO<sup>t</sup>Bu was significantly higher than that of the catalytic system without KO<sup>t</sup>Bu (Table 1). According to the results of control catalytic experiments in Schemes 2a (a Ru loading of 1% with 0.25 mol% KO<sup>t</sup>Bu) and 2c (a low Ru loading of 0.1 mol% with 0.25 mol% KO<sup>t</sup>Bu), it is speculated that the addition of KO<sup>t</sup>Bu will accelerate the reaction rate for hydrogenation of ureas to formamides, while the catalytic system in the absence of KO<sup>t</sup>Bu will promote the further hydrogenation of formamides to methylamine products.

We then attempted to gain insight into this interesting mechanism for switching the hydrogenation selectivity of urea derivatives by adjusting the amount of KO<sup>t</sup>Bu. Multiple control experiments were conducted *via* tuning the amount of KO<sup>t</sup>Bu to investigate its role. Increasing the KO<sup>t</sup>Bu loadings from 0 to 2 mol% while keeping the remaining conditions the same results in a gradual increase in the conversion of 1,3-bis(4-chlorophenyl)urea (Fig. 1a). In this reaction, when the KO<sup>t</sup>Bu loadings exceed 2.0 mol%, the hydrogenation efficiency of 1,3-bis(4-chlorophenyl)urea decreases slightly. Similarly, increasing the reaction temperature causes the conversion of 1,3-bis(4-chlorophenyl)urea to rise dramatically (Fig. S4†). It can be seen from Fig. 1b that the hydrogenation of isocyanate to formamide is a rapid hydrogenation process. With the increase of KO<sup>t</sup>Bu loadings, the selectivity of formamide decreases obviously and the formamidine byproduct was mainly formed (see the ESI† for details). Fig. 1a and b show that when the molar ratio of KO<sup>t</sup>Bu/(PPh<sub>3</sub>)<sub>3</sub>RuCl<sub>2</sub> increases from 0 to 2.0, KO<sup>t</sup>Bu significantly improves the catalytic activity of the Ru catalyst in the thermal decomposition of urea into isocyanate, and the formation of isocyanate is rapidly converted to formamide. In the experiments for hydrogenation of formamide (Fig. 1c), the selectivity of methanol gradually increases as the molar ratio of KO<sup>t</sup>Bu/(PPh<sub>3</sub>)<sub>3</sub>RuCl<sub>2</sub> increases from 0 to 2.0. When KO<sup>t</sup>Bu/(PPh<sub>3</sub>)<sub>3</sub>RuCl<sub>2</sub> = 1.0, the catalytic activity for hydrogenation of formamide to methylamine and methanol is the best. However, when the molar ratio of KO<sup>t</sup>Bu/(PPh<sub>3</sub>)<sub>3</sub>RuCl<sub>2</sub> is higher than 2.0, low hydrogenation activity of the catalyst system is observed, and only the strongest electrophilic reagent (isocyanate) can be reduced, while the weaker electrophilic reagent (formamide) will not be reduced. It is worth noting that



**Scheme 2** Control catalytic experiments. (a) Catalytic hydrogenation of *N*-(4-chlorophenyl)formamide in the presence of a Ru loading of 1% with 0.25 mol% KO<sup>t</sup>Bu. (b) Catalytic hydrogenation of 4-chlorophenyl isocyanate in the presence of a Ru loading of 1% with 0.25 mol% KO<sup>t</sup>Bu. (c) Catalytic hydrogenation of 1,3-bis(4-chlorophenyl)urea in the presence of a low Ru loading of 0.1 mol% with 0.25 mol% KO<sup>t</sup>Bu. (d) Possible reaction pathway for hydrogenation of urea derivatives to six-electron reduction products.



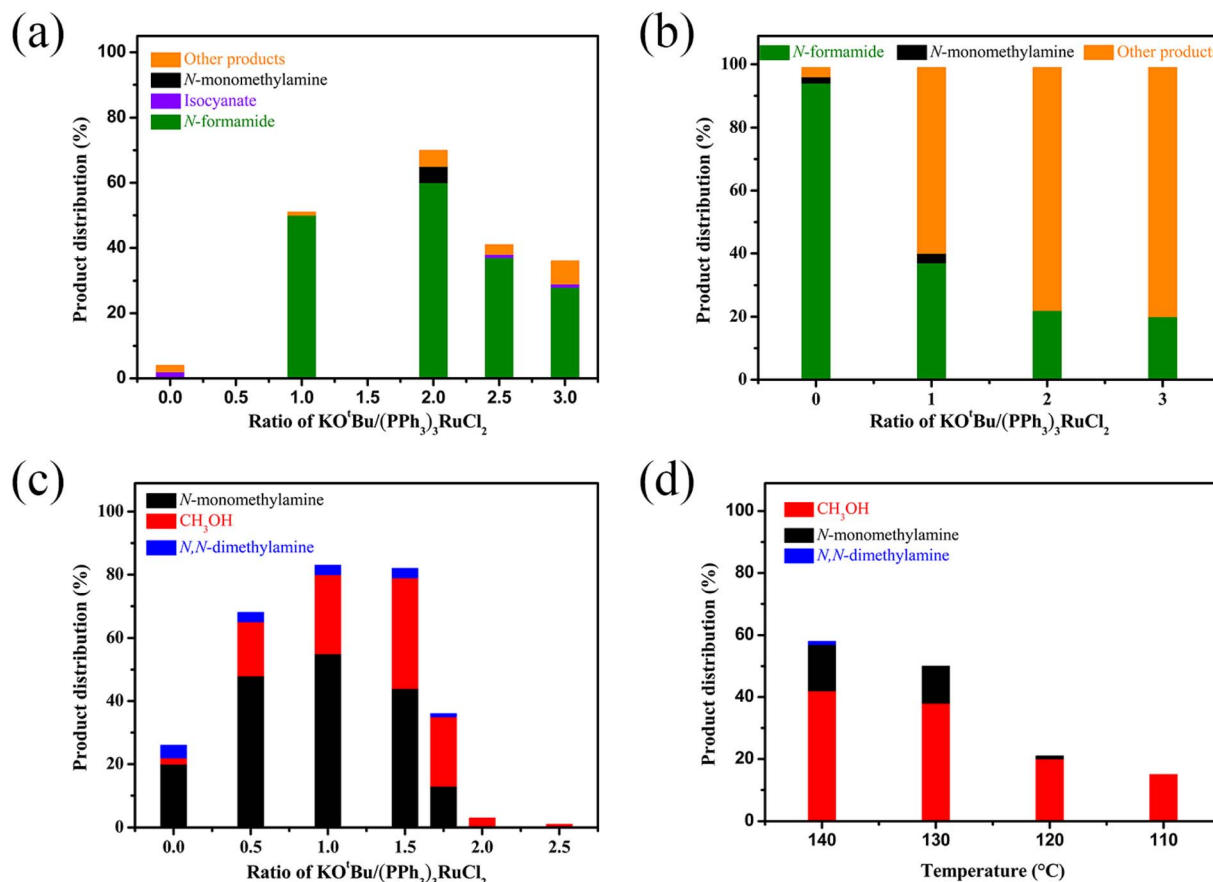
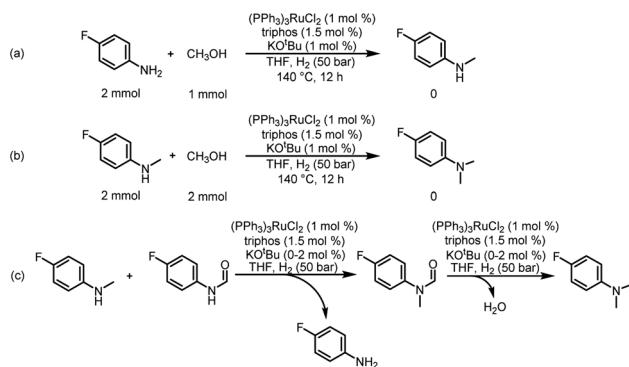


Fig. 1 Reaction conditions: substrate (2 mmol), (PPh<sub>3</sub>)<sub>3</sub>RuCl<sub>2</sub> (0.5 mol%), triphos (0.75 mol%), H<sub>2</sub> (50 bar), THF (4 mL). (a) Substrate (1,3-bis(4-chlorophenyl)urea), 120 °C, 1 h; (b) substrate (4-chlorophenyl isocyanate), 120 °C, 1 h; (c) substrate (N-(4-chlorophenyl)formamide), 140 °C, 1 h; (d) substrate (N-(4-chlorophenyl)formamide), KO<sup>t</sup>Bu (1.75 equiv. relative to (PPh<sub>3</sub>)<sub>3</sub>RuCl<sub>2</sub>), 4 h.

isocyanate is difficult to convert in the absence of a Ru catalyst system (Fig. S1†). Thus, when the KO<sup>t</sup>Bu loadings are higher than 2 (2 equiv. relative to (PPh<sub>3</sub>)<sub>3</sub>RuCl<sub>2</sub>), it is conducive to the hydrogenation of the urea derivative to produce formamide and inhibits further hydrogenation of formamide. When the molar

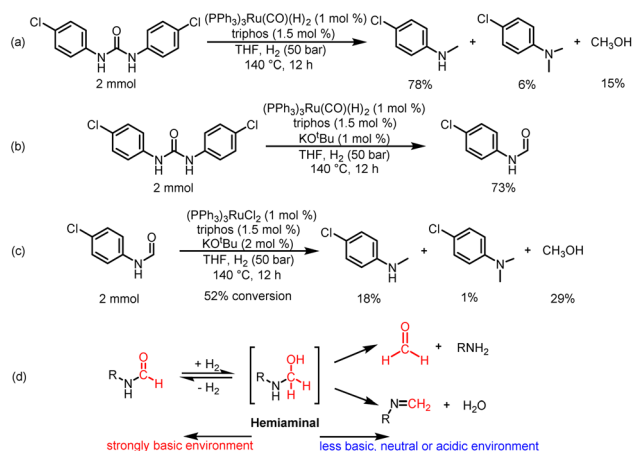
ratio of KO<sup>t</sup>Bu/(PPh<sub>3</sub>)<sub>3</sub>RuCl<sub>2</sub> is lower than 2.0, high KO<sup>t</sup>Bu loadings are conducive to breaking the C–N bond to produce methanol, while low KO<sup>t</sup>Bu loadings tend to produce methylamine.

In addition, from the perspective of kinetics, the proportion of products can be changed by adjusting the temperature. To further improve the selectivity for hydrogenation of formamide to methanol, we tried to reduce the reaction temperature to achieve this goal. Fig. 1d shows that with the decrease of temperature, the reaction rate slows down, while the selectivity of methanol gradually increases. This makes it possible to obtain highly selective methanol from urea derivatives by a two-step process (urea derivatives are first semi-hydrogenated to formamides, followed by hydrogenation of formamides to produce the highly selective methanol product). Moreover, it has been reported that methanol may be the source of methyl groups.<sup>14,31,41</sup> Based on this, we conducted relevant experiments and found that the reaction occurred with difficulty when keeping the reaction conditions the same (Schemes 3a and b). Thus, the possibility of monomethylamine/dimethylamine formation by methanol and amine/methylamine can be ruled out. Furthermore, in combination with the hydrogenation experiments of formamide in Scheme 2a and Fig. 1, obvious



Scheme 3 Possible pathway for the source of methyl groups. (a) Catalytic coupling of 4-fluoroaniline and methanol. (b) Catalytic coupling of 4-fluoro-N-methylaniline and methanol. (c) Possible reaction pathway for hydrogenation of urea derivatives to N,N-dimethylanilines.





**Scheme 4** Mechanistic reactions. (a) Catalytic hydrogenation of 1,3-bis(4-chlorophenyl)urea with  $(\text{PPh}_3)_3\text{Ru}(\text{CO})(\text{H})_2$  as a metal precursor in the absence of  $\text{KO}^t\text{Bu}$ . (b) Catalytic hydrogenation of 1,3-bis(4-chlorophenyl)urea with  $(\text{PPh}_3)_3\text{Ru}(\text{CO})(\text{H})_2$  as a metal precursor in the presence of 1 mol%  $\text{KO}^t\text{Bu}$ . (c) Catalytic hydrogenation of *N*-(4-chlorophenyl)formamide in the presence of a Ru loading of 1 mol% with 2 mol%  $\text{KO}^t\text{Bu}$ . (d) Transformation pathways of hemiaminal intermediate in acid–base environments.

dimethylamine byproducts can also be detected, thus dimethylamine may be caused by further reaction between monomethylamine and formamide (Scheme 4c).

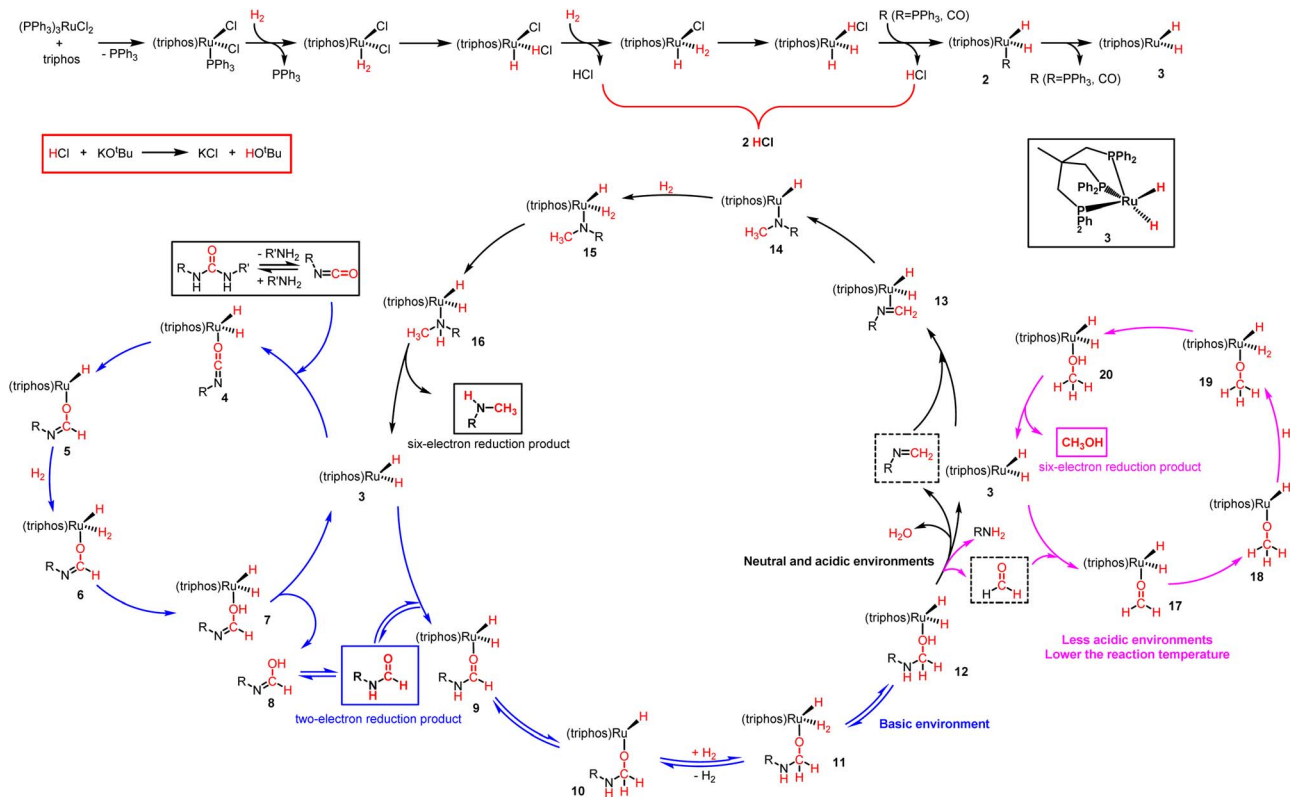
In order to further understand the mechanism of this reaction, we first addressed the effect of base on the catalytic activity of the Ru-based catalyst system. According to the experimental results obtained, excess base may inhibit the catalytic activity of the catalyst system for the hydrogenation of formamide. This hypothesis is further supported by the results of an acid–base neutralization experiment: the excess  $\text{HNTf}_2$  neutralized the remaining base, leading to a significant change in the product from formamide to methylamine in the hydrogenation of 1,3-bis(4-chlorophenyl)urea (Fig. S5†). Unfortunately,  $\text{HNTf}_2$  may remain in the reaction solution. Lewis acids are known to activate amide bonds and promote nucleophilic addition to amides.<sup>41–46</sup> Thus, it cannot be ruled out that residual  $\text{HNTf}_2$  promotes the hydrogenation of formamide.

Then, we discussed the identification and basic reactivity of Ru species for hydrogenation of urea derivatives. When a mixture of  $(\text{PPh}_3)_3\text{RuCl}_2/\text{triphos}/2.5\% \text{ KO}^t\text{Bu}/1,3\text{-bis}(4\text{-chlorophenyl)urea}$  was submitted to the catalytic conditions, the ESI-MS and NMR spectra of the reaction mixture indicated the formation of  $(\text{triphos})\text{Ru}(\text{CO})(\text{H})_2$  complexes (see the ESI† for details). Importantly, the  $(\text{triphos})\text{Ru}(\text{CO})(\text{H})_2$  species were also formed under a  $\text{KO}^t\text{Bu}$  loading of 1%, which indicated that the catalytic species for catalytic hydrogenation of urea derivatives to two- and six-electron reduction products were associated with  $(\text{triphos})\text{Ru}(\text{CO})(\text{H})_2$ .<sup>41,47</sup> When the  $(\text{PPh}_3)_3\text{RuCl}_2/\text{triphos}/\text{KO}^t\text{Bu}$  mixture was heated under catalytic conditions, the ESI-MS data of the obtained crude reaction solution indicated that  $(\text{triphos})\text{Ru}(\text{PPh}_3)(\text{H})_2$  may be the precatalyst formed *in situ* (see the ESI† for details). After the addition of the substrate, the dissociative replacement of  $\text{PPh}_3$  occurred on the

$(\text{triphos})\text{Ru}(\text{PPh}_3)(\text{H})_2$  complex by CO (it may be derived from decarbonylation of various compounds containing C–O bonds in the reaction solution) to form the  $(\text{triphos})\text{Ru}(\text{CO})(\text{H})_2$  species *in situ*.<sup>32,48,49</sup> Moreover, the formation of dimeric Ru-containing species  $[(\text{triphos})\text{Ru}(\mu\text{-H})_2]$  was inhibited effectively. Based on these results,  $(\text{PPh}_3)_3\text{Ru}(\text{CO})(\text{H})_2$  was used to replace  $(\text{PPh}_3)_3\text{RuCl}_2$  as a metal precursor for the hydrogenation of 1,3-bis(4-chlorophenyl)urea in the absence of  $\text{KO}^t\text{Bu}$  (Scheme 4a). Notably, the yield of the 4-chloro-*N*-methylamine product was 78%, suggesting that  $(\text{triphos})\text{Ru}(\text{CO})(\text{H})_2$  may be a catalytic intermediate for hydrogenation of urea derivatives to methylamines, and the coordination of the reaction substance is mainly through the transient loss of  $\text{PPh}_3/\text{CO}$ . In addition, 1,3-bis(4-chlorophenyl)urea was successfully hydrogenated with  $(\text{PPh}_3)_3\text{Ru}(\text{CO})(\text{H})_2$  as a metal precursor in the presence of 1%  $\text{KO}^t\text{Bu}$ . Significantly, the major product was *N*-(4-chlorophenyl)formamide in the presence of 1%  $\text{KO}^t\text{Bu}$ . Similarly, the addition of base inhibited the further transformation of formamide. This suggests that the base may have a dual role: (a) to abstract the chloride ligand from the metal precursor to produce a ruthenium complex of dihydride structure, and (b) to inhibit the hydrogenation of formamide to methanol and methylamine.

Although we have some preliminary understanding of the dramatic switching selectivity from formamide to *N*-methylamine, it has not been rationalised appropriately. If the  $\text{KO}^t\text{Bu}$  loading was less than 2 mol%, its main role was to abstract the  $\text{Cl}^-$  ligand on the metal precursor, which meant that the  $\text{KO}^t\text{Bu}$  loading determines the content of catalytic active components. That is, the lower the  $\text{KO}^t\text{Bu}$  loading, the poorer the catalytic efficiency. In fact, based on our experimental results, the outcome from the magic base loadings of 2 mol% and 1.5 mol% were very drastic (Table 1, entries 1 and 2). Further decrease in the base loading from 1.5 mol% to 0 mol% had no significant effect on the catalytic outcome (Table 1, entries 2–8). Unexpectedly, 1,3-bis(4-chlorophenyl)urea was able to convert well even in the absence of a base (Table 1, entry 8). By comparing the ESI-MS spectrum of the catalyst system lacking  $\text{KO}^t\text{Bu}$  under a  $\text{N}_2$  atmosphere, it is obvious that additional catalytic intermediate  $(\text{triphos})\text{Ru}(\text{CO})(\text{H})_2$  was detected in the reaction solution of the catalyst system in the absence of  $\text{KO}^t\text{Bu}$  under a  $\text{H}_2$  atmosphere (Fig. S10 and S16†). Thus, the  $\text{Cl}^-$  ligand on the metal precursor may not be abstracted only through  $\text{KO}^t\text{Bu}$ .  $\text{H}^-$  ligands on Ru metals can also be generated by  $\text{H}_2$  dissociation exchange (Fig. S17†). At a relatively high reaction temperature, the stable 6-coordinated 18-electron catalyst precursor opens the vacant site of the 5-coordinated 16-electron reactive intermediate, followed by  $\text{H}_2$  coordination. Subsequently, the hydrogen ligands undergo heterolytic dissociation, dissociating into  $\text{H}^+$  and  $\text{H}^-$ , where  $\text{H}^-$  becomes a ligand, while  $\text{H}^+$  and  $\text{Cl}^-$  become  $\text{HCl}$  (Scheme 5),<sup>50,51</sup> resulting in an acidic reaction solution. This conclusion is supported by the acid–base test results of the reaction solution (the reaction solution without  $\text{KO}^t\text{Bu}$  is acidic, and the reaction solution in the presence of 2.5%  $\text{KO}^t\text{Bu}$  is basic).





Scheme 5 Proposed reaction mechanism for ruthenium-catalyzed hydrogenation of urea derivatives to formamides, methanol and monomethylamines.

In theory, the complete exchange of the  $\text{Cl}^-$  ligand on 1 mol% Ru metal by  $\text{H}^-$  produces 2 mol% HCl, which explains why the selectivity switches from formamide to *N*-methylated amine just by a change of 0.5 mol%  $\text{KO}^t\text{Bu}$  (2 mol% to

1.5 mol%). The major role of base additive ( $\text{KO}^t\text{Bu}$ ) is to reduce the content of HCl in the reaction system and increase the pH value of the reaction solution (Scheme 5). When the  $\text{KO}^t\text{Bu}$  loading is 2.5 mol%, the reaction solution is basic (in addition

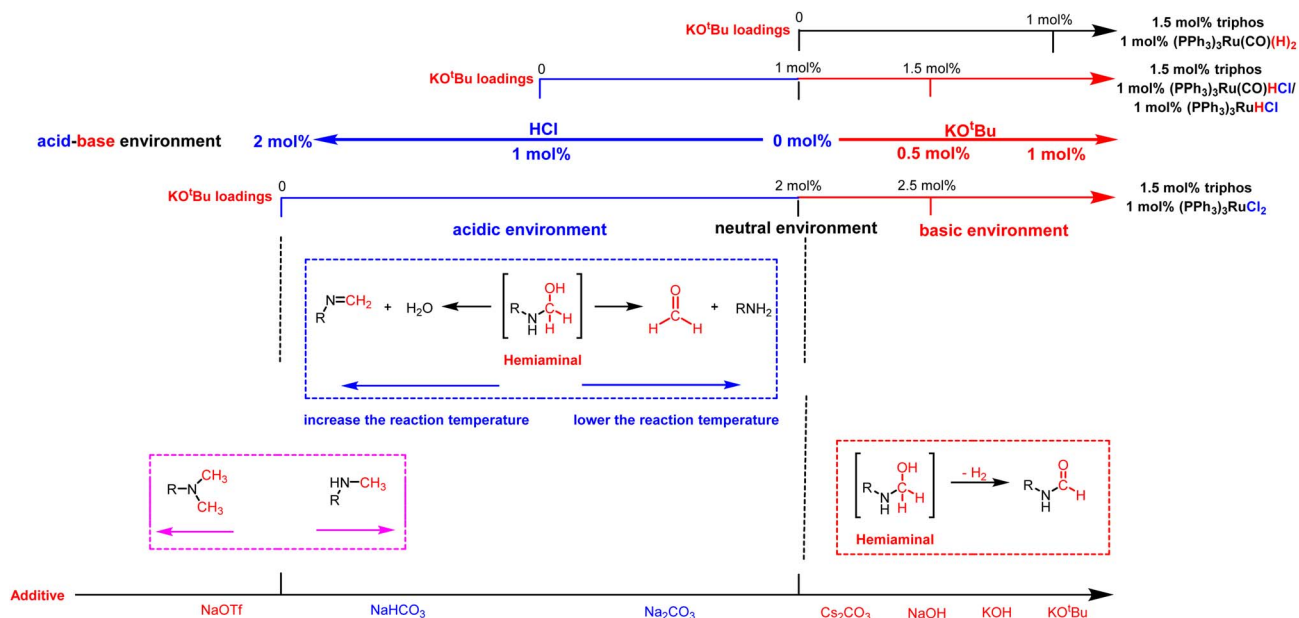


Fig. 2 The effect of adding different amounts of bases and selecting different additives on the acidity-alkalinity of the reaction solution and selectivity of products.



to neutralizing 2 mol% HCl, there is still a residual base), and the product is mainly formamide, a two-electron reduction product. When the KO<sup>t</sup>Bu loading is 2 mol%, the reaction solution approaches neutral and the product begins to be converted into six-electron reduction products (Scheme 4d), which is in line with the phenomenon reported by Verpoort and co-workers in the dehydrogenative amidation of alcohols and amines.<sup>52</sup> In the absence of Cs<sub>2</sub>CO<sub>3</sub>, no amide formation was observed (C–O bond cleavage). Use of the base amount ranging from 1 to 3 mol% (a catalyst loading of 1 mol%) resulted in amide as a main product. When the KO<sup>t</sup>Bu loading is 1.5 mol%, the reaction solution becomes acidic and the products are dramatically and rapidly converted to six-electron reduction products. Previously, Cole–Hamilton and Leitner *et al.* also reported the dehydration of amides to form amines using the triphos/Ru catalyst system in the absence of additional additives and in the presence of an acid additive (MSA/HNTf<sub>2</sub>).<sup>32,44,45</sup> Particularly, Leitner reported the formation of methyl aniline from diphenyl urea using Ru/triphos in the presence of an acid additive.<sup>32</sup> In addition, we performed 1 mol% (PPh<sub>3</sub>)<sub>3</sub>RuHCl and (PPh<sub>3</sub>)<sub>3</sub>Ru(CO)HCl (metal Ru with one Cl<sup>−</sup> ligand and one H<sup>−</sup> ligand) substitution of (PPh<sub>3</sub>)<sub>3</sub>RuCl<sub>2</sub> (metal Ru with two Cl<sup>−</sup> ligands) as metal precursors for hydrogenation of urea derivatives, respectively. The experimental results were consistent with our expectations (Fig. S2<sup>†</sup>). When the KO<sup>t</sup>Bu loading is 1.5 mol% (higher than 1 mol%), the reaction product stays in the formamide stage. In the absence of KO<sup>t</sup>Bu, formamide continued to hydrogenate to yield six-electron reduction products (Fig. 2). Although there is some literature reporting that the formation of *N*-methylamine involves a dehydration step which is usually promoted by KO<sup>t</sup>Bu,<sup>53,54</sup> this is a significant pathway in the hydrogen transfer reactions. In these catalytic reactions, the transfer of two hydrogen atoms may occur through the inner-sphere mechanism with deprotonation of the coordinated alcohol and β-H elimination of the resulting alkoxy group.<sup>55</sup> Because the inner-sphere mechanism involves the coordination of the substrate to the metal fragment and then deprotonation with a Lewis base, additional bases are needed to

facilitate the reaction to occur. The direct synthesis of imines from alcohols and amines reported by Milstein *et al.* does not require the addition of bases to achieve the dehydration step.<sup>56</sup> Moreover, the formal deoxyhydrogenation of lactam reported by Kayaki can produce dehydrated products in the absence of bases.<sup>57</sup>

Based on these results, we examined the effect of base type in the presence of (PPh<sub>3</sub>)<sub>3</sub>RuCl<sub>2</sub> (1 mol%), triphos (1.5 mol%), and base (2.5 mol%). 1,3-Bis(4-chlorophenyl)urea was hydrogenated under H<sub>2</sub> (50 bar) at 140 °C for 12 h in THF as the benchmark reaction (Table 3). It was found that *N*-formamide was mainly formed with a strong base, and no significant six-electron reduction products were observed (Table 3, entries 1–4). Obviously, the yield of formamide with a Cs<sub>2</sub>CO<sub>3</sub> loading of 2.5 mol% (Table 3, entry 3) was much lower than that of formamide with a low Cs<sub>2</sub>CO<sub>3</sub> loading of 1.25 mol% (Table 3, entry 4). This may be caused by the excessive amount of base added, because neutralizing 2 mol% HCl requires about 1 mol% Cs<sub>2</sub>CO<sub>3</sub> in theory, which is consistent with the result of relatively high KOH loadings (Table 3, entry 2). Importantly, the use of the weak bases Na<sub>2</sub>CO<sub>3</sub> and NaHCO<sub>3</sub> resulted in a substantial increase in the production of methylamine (Table 3, entries 5 and 7). When Na<sub>2</sub>CO<sub>3</sub> and NaHCO<sub>3</sub> loadings were increased, *N*-formamide yields were as high as 92% and 93%, and only a small amount of methylamine and methanol could be detected (Table 3, entries 6 and 8). It is worth noting that the formation of methylamine was also observed with sodium trifluoromethanesulfonate (NaOTf; an acid) as an additive, but the reaction rate was significantly slower (Table 3, entry 9). It is similar to the experimental results reported by Huynh *et al.*, which can selectively catalyze both dehydrogenative amidation and *N*-alkylation through coupling of alcohols with amines.<sup>58</sup> Thus, the interesting selectivity for hydrogenation of urea derivatives to two- and six-electron reduction products may also be achieved by controlling the fate of a common hemiaminal intermediate (Scheme 4c).<sup>55,59–64</sup> In a basic environment, the process of dehydrogenation of hemiaminal is promoted by the base, as this is a reversible process.<sup>65</sup> The dehydrogenation rate (from hemiaminal to formamide) is greater than the hydrogenation rate (from formamide to hemiaminal), which is conducive to the formation of the formamide product.<sup>52,58</sup> In contrast, in a neutral or acidic environment, hemiaminal further breaks the C–N bond to form formaldehyde or breaks the C–O bond to form an imine.<sup>59</sup>

Overall, we believe that selectivity in the formamide *versus* six-electron reduction products can be achieved by controlling the acidity and basicity of the reaction solution by adding different amounts of bases and choosing different additives (Fig. 2). In a basic environment (Scheme 4b), hemiaminal intermediates are more likely to release H<sub>2</sub> to form formamide,<sup>65,66</sup> while in a neutral environment (Scheme 4a) and acidic environment (Table 3, entry 9 and Fig. S5<sup>†</sup>), they eliminate H<sub>2</sub>O/amine to produce the corresponding imine/formaldehyde. When the acidity of the reaction solution was weakened or nearly neutral, the selectivity of formaldehyde was improved by eliminating amines with hemiaminal (Table 1 and Fig. 1c).<sup>38,67</sup> Hemiaminal, on the other hand, helps eliminate the

**Table 3** Hydrogenation of 1,3-bis(4-chlorophenyl)urea with different types of additive<sup>a</sup>

Entry	Additive	Yield (%) of <b>1a</b>	Yield (%) of <b>1b</b>	Yield (%) of <b>1c</b>	Yield (%) of <b>1d</b>
1	KOH	0	94	0	0
2 <sup>b</sup>	KOH	0	42	0	0
3	Cs <sub>2</sub> CO <sub>3</sub>	0	33	<1	0
4 <sup>c</sup>	Cs <sub>2</sub> CO <sub>3</sub>	0	87	<1	0
5 <sup>d</sup>	Na <sub>2</sub> CO <sub>3</sub>	0	0	91	7
6	Na <sub>2</sub> CO <sub>3</sub>	2	92	3	0
7	NaHCO <sub>3</sub>	7	1	82	5
8 <sup>e</sup>	NaHCO <sub>3</sub>	2	93	<1	0
9	NaOTf	0	22	4	46

<sup>a</sup> Reaction conditions: 1,3-bis(4-chlorophenyl)urea (2 mmol), (PPh<sub>3</sub>)<sub>3</sub>RuCl<sub>2</sub> (1 mol%), triphos (1.5 mol%), additive (2.5 mol%), H<sub>2</sub> (50 bar), THF (4 mL), 140 °C (bath temperature). <sup>b</sup> KOH (4 mol%). <sup>c</sup> Cs<sub>2</sub>CO<sub>3</sub> (1.25 mol%). <sup>d</sup> Na<sub>2</sub>CO<sub>3</sub> (1.25 mol%). <sup>e</sup> NaHCO<sub>3</sub> (4 mol%).





imine produced by  $\text{H}_2\text{O}$ .<sup>32,44,45</sup> It is worth noting that excessive acidity and alkalinity of the reaction environment can significantly reduce the efficiency of hydrogenation of urea derivatives (Fig. 1a and Table 3, entry 9). In addition, changing the reaction temperature can further improve the selectivity of the hemiaminal intermediates to eliminate  $\text{H}_2\text{O}$ /amine to imine/formaldehyde (Fig. 1a). Within a certain reaction temperature range, increasing the reaction temperature is conducive to hemiaminal dehydration to methylamine, while lowering the reaction temperature can improve the selectivity of hemiaminal deamination to methanol.

Based on our experimental results and previous reports on the ruthenium-catalyzed hydrogenation of urea derivatives to formamides,<sup>33</sup> we propose a plausible three competing catalytic cycles for hydrogenation of urea derivatives to *N*-formamides, *N*-monomethylamines, and methanol (Scheme 5). The precatalyst (triphos)Ru(PPh<sub>3</sub>)(H)<sub>2</sub> (2) was prepared *in situ* by releasing HCl under H<sub>2</sub> pressure using triphos and ruthenium precursor as raw materials. Then the PPh<sub>3</sub> is dissociated to form the 16-electron dihydrogen complex 3, which is a reversible process. Catalytic thermal decomposition of the urea derivative occurs to eliminate R'NH<sub>3</sub> to produce an isocyanate. Complex 3 is coordinated with the isocyanate to form substrate complex 4, which was then formed into hydride complex 5 by the classical migratory insertion step. The hydrogenolysis of the Ru–O bond is caused by the H<sub>2</sub> molecular coordination to form complex 6, and the proton transfer to the oxygen through the adjacent H<sub>2</sub> ligand leads to the formation of dihydride structure 7. Compound 8 is removed from 7 to regenerate active complex 3, and the released compound 8 undergoes tautomerism to form *N*-formamide as the product. *N*-formamide reacts with complex 3 to form complex 9, and neighboring H is transplanted and inserted to form 10. Complex 10 is coordinated with H<sub>2</sub> to form 11, and protons are transferred to oxygen *via* the neighboring H<sub>2</sub> ligand to form compound 12. In a basic environment, complex 12 terminates the subsequent reaction and dehydrogenates to formamide products *via* a reverse process.<sup>65,66</sup> In contrast, the reaction continues, and the hemiaminal intermediate immediately loses water or the amine proceeds to hydrogenation. For formamide to methylamine conversion, complex 12 produces complex 13 by eliminating H<sub>2</sub>O.<sup>56,68</sup> Then, complex 14 is formed by migration insertion, which is coordinated with hydrogen to form 15.<sup>69</sup> The proton transfer to nitrogen *via* the adjacent H<sub>2</sub> ligand (16) leads to the regeneration of the catalytically active species 3, releasing *N*-monomethylamine as a product. Similarly, for formamide to methanol conversion, complex 12 produces formaldehyde complex 17 at first by eliminating RNH<sub>2</sub>,<sup>11,64,70</sup> then *via* migration insertion (18), coordination of an H<sub>2</sub> molecule (19), and proton transfer (20), the catalytically active species 3 is finally regenerated and the methanol product is released.

## Conclusions

In summary, we developed an approach to control the product selectivity for hydrogenation of urea derivatives by changing the amount and type of additive in the *in situ* triphos-Ru catalyst

system. The addition of different amounts and different types of additives is mainly used to change the acid–base environment of the reaction. In a basic environment, the urea derivatives undergo highly selective catalytic hydrogenation to formamides. However, if the added base is too high, it will seriously reduce the yield of formamides. In a neutral or an acidic environment, further hydrogenation of formamides was promoted to produce six-electron reduction products. Meantime, the selectivity of methanol in a less acidic or nearly neutral environment is higher than that in an acidic environment. Furthermore, lowering the reaction temperature can further improve the selectivity of methanol for hydrogenation of formamides, and increasing the temperature is conducive to the formation of methylamines. Our mechanism study shows that the active species for catalytic hydrogenation of urea derivatives to two- and six-electron reduction products are dihydrogen compound (triphos)Ru(H)<sub>2</sub>. It is due mainly to the addition of excess base that inhibited the further conversion of formamides. This study provides a green and mild synthetic route for the highly selective production of *N*-monomethylamine compounds, and develops an effective Ru-based catalyst system for the controlled synthesis of methylamines, formamides and methanol. Also, it may provide new insights into the formylation and alkylation of amines using CO<sub>2</sub> and H<sub>2</sub>.

## Data availability

All data needed to evaluate the conclusions in the paper are present in the paper and/or the ESI.† And all data can be obtained from the authors.

## Author contributions

H. L. conceived the project and supervised the work with Y. W. and J. Y. J. Z. performed the catalysis experiments and wrote the manuscript. All authors discussed the results and contributed to the final manuscript.

## Conflicts of interest

There are no conflicts to declare.

## Acknowledgements

This research was supported by the National Key R&D Program of China (2022YFA1503200), Zhejiang Provincial Natural Science Foundation of China under Grant No. LQ22B030011, the Fundamental Research Funds for the Central Universities, and the National Natural Science Foundation of China (No. 22073081). We thank Prof. Ping Lu (Zhejiang University) for inspiring discussion on the mechanism of reaction, Mr Jiankai Zou (Zhejiang University) for GC-MS detection, Mrs Ling He (Zhejiang University) for NMR detection and Prof. Qiaohong He (Zhejiang University) for ESI-MS analysis.



## Notes and references

- R. P. Ye, J. Ding, W. Gong, M. D. Argyle, Q. Zhong, Y. Wang, C. K. Russell, Z. Xu, A. G. Russell, Q. Li, M. Fan and Y. G. Yao, *Nat. Commun.*, 2019, **10**, 5698.
- A. Ramirez, X. Gong, M. Caglayan, S. F. Nastase, E. Abou-Hamad, L. Gevers, L. Cavallo, A. Dutta Chowdhury and J. Gascon, *Nat. Commun.*, 2021, **12**, 5914.
- X. Zhang, Y. Liu, M. Zhang, T. Yu, B. Chen, Y. Xu, M. Crocker, X. Zhu, Y. Zhu, R. Wang, D. Xiao, M. Bi, D. Ma and C. Shi, *Chem*, 2020, **6**, 3312–3328.
- C. Vogt, M. Monai, G. J. Kramer and B. M. Weckhuysen, *Nat. Catal.*, 2019, **2**, 188–197.
- A. Tlili, E. Blondiaux, X. Frogneux and T. Cantat, *Green Chem.*, 2015, **17**, 157–168.
- Z. Tao, C. L. Rooney, Y. Liang and H. Wang, *J. Am. Chem. Soc.*, 2021, **143**, 19630–19642.
- B.-X. Leong, Y.-C. Teo, C. Condamines, M.-C. Yang, M.-D. Su and C.-W. So, *ACS Catal.*, 2020, **10**, 14824–14833.
- G. Ji, Y. Zhao and Z. Liu, *Green Chem. Eng.*, 2022, **3**, 96–110.
- J. Pouessel, O. Jacquet and T. Cantat, *ChemCatChem*, 2013, **5**, 3552–3556.
- E. Balaraman, Y. Ben-David and D. Milstein, *Angew. Chem., Int. Ed.*, 2011, **50**, 11702–11705.
- U. K. Das, A. Kumar, Y. Ben-David, M. A. Iron and D. Milstein, *J. Am. Chem. Soc.*, 2019, **141**, 12962–12966.
- A. Kumar and J. Luk, *Eur. J. Org. Chem.*, 2021, **2021**, 4546–4550.
- X. Liu, J. G. de Vries and T. Werner, *Green Chem.*, 2019, **21**, 5248–5255.
- Y. Li, I. Sorribes, T. Yan, K. Junge and M. Beller, *Angew. Chem., Int. Ed.*, 2013, **52**, 12156–12160.
- K. Beydoun, T. vom Stein, J. Klankermayer and W. Leitner, *Angew. Chem., Int. Ed.*, 2013, **52**, 9554–9557.
- I. Sorribes, K. Junge and M. Beller, *Chem.–Eur. J.*, 2014, **20**, 7878–7883.
- X.-D. Li, S.-M. Xia, K.-H. Chen, X.-F. Liu, H.-R. Li and L.-N. He, *Green Chem.*, 2018, **20**, 4853–4858.
- Y. Li, X. Fang, K. Junge and M. Beller, *Angew. Chem., Int. Ed.*, 2013, **52**, 9568–9571.
- W. Liu, B. Sahoo, A. Spannenberg, K. Junge and M. Beller, *Angew. Chem., Int. Ed.*, 2018, **57**, 11673–11677.
- H. Wang, H. Yuan, B. Yang, X. Dai, S. Xu and F. Shi, *ACS Catal.*, 2018, **8**, 3943–3949.
- J. Zhu, F. Cannizzaro, L. Liu, H. Zhang, N. Kosinov, I. A. W. Filot, J. Rabeah, A. Bruckner and E. J. M. Hensen, *ACS Catal.*, 2021, **11**, 11371–11384.
- J. Wei, R. Yao, Y. Han, Q. Ge and J. Sun, *Chem. Soc. Rev.*, 2021, **50**, 10764–10805.
- J. Zhong, X. Yang, Z. Wu, B. Liang, Y. Huang and T. Zhang, *Chem. Soc. Rev.*, 2020, **49**, 1385–1413.
- S. T. Bai, G. De Smet, Y. Liao, R. Sun, C. Zhou, M. Beller, B. U. W. Maes and B. F. Sels, *Chem. Soc. Rev.*, 2021, **50**, 4259–4298.
- S. Kar, A. Goeppert, J. Kothandaraman and G. K. S. Prakash, *ACS Catal.*, 2017, **7**, 6347–6351.
- N. M. Rezayee, C. A. Huff and M. S. Sanford, *J. Am. Chem. Soc.*, 2015, **137**, 1028–1031.
- D. Cheng, M. Wang, L. Tang, Z. Gao, X. Qin, Y. Gao, D. Xiao, W. Zhou and D. Ma, *Angew. Chem., Int. Ed.*, 2022, **61**, e202202654.
- P. Ju, J. Chen, A. Chen, L. Chen and Y. Yu, *ACS Sustain. Chem. Eng.*, 2017, **5**, 2516–2528.
- L. Zhang, Z. Han, X. Zhao, Z. Wang and K. Ding, *Angew. Chem., Int. Ed.*, 2015, **54**, 6186–6189.
- X. Cui, X. Dai, Y. Zhang, Y. Deng and F. Shi, *Chem. Sci.*, 2014, **5**, 649–655.
- O. Jacquet, X. Frogneux, C. Das Neves Gomes and T. Cantat, *Chem. Sci.*, 2013, **4**, 2127.
- T. vom Stein, M. Meuresch, D. Limper, M. Schmitz, M. Holscher, J. Coetzee, D. J. Cole-Hamilton, J. Klankermayer and W. Leitner, *J. Am. Chem. Soc.*, 2014, **136**, 13217–13225.
- J. Zhu, Y. Zhang, Z. Wen, Q. Ma, Y. Wang, J. Yao and H. Li, *Chem.–Eur. J.*, 2023, e202300106, DOI: [10.1002/chem.202300106](https://doi.org/10.1002/chem.202300106).
- T. Iwasaki, K. Tsuge, N. Naito and K. Nozaki, *Nat. Commun.*, 2023, **14**, 3279.
- J. G. Uranga, A. Gopakumar, T. Pfister, G. Imanzade, L. Lombardo, G. Gastelu, A. Züttel and P. J. Dyson, *Sustainable Energy Fuels*, 2020, **4**, 1773–1779.
- M. Subramanian, G. Sivakumar, J. K. Babu and E. Balaraman, *Chem. Commun.*, 2020, **56**, 12411–12414.
- V. Papa, J. R. Cabrero-Antonino, A. Spannenberg, K. Junge and M. Beller, *Catal. Sci. Technol.*, 2020, **10**, 6116–6128.
- J. R. Cabrero-Antonino, R. Adam, V. Papa and M. Beller, *Nat. Commun.*, 2020, **11**, 3893.
- W. Yao, J. Wang, A. Zhong, J. Li and J. Yang, *Org. Lett.*, 2020, **22**, 8086–8090.
- S. Kar, M. Rauch, A. Kumar, G. Leitus, Y. Ben-David and D. Milstein, *ACS Catal.*, 2020, **10**, 5511–5515.
- I. Sorribes, J. R. Cabrero-Antonino, C. Vicent, K. Junge and M. Beller, *J. Am. Chem. Soc.*, 2015, **137**, 13580–13587.
- M.-L. Yuan, J.-H. Xie, S.-F. Zhu and Q.-L. Zhou, *ACS Catal.*, 2016, **6**, 3665–3669.
- Y. Q. Zou, S. Chakraborty, A. Nerush, D. Oren, Y. Diskin-Posner, Y. Ben-David and D. Milstein, *ACS Catal.*, 2018, **8**, 8014–8019.
- J. R. Cabrero-Antonino, E. Alberico, K. Junge, H. Junge and M. Beller, *Chem. Sci.*, 2016, **7**, 3432–3442.
- J. Coetzee, D. L. Dodds, J. Klankermayer, S. Brosinski, W. Leitner, A. M. Slawin and D. J. Cole-Hamilton, *Chem.–Eur. J.*, 2013, **19**, 11039–11050.
- M.-L. Yuan, J.-H. Xie and Q.-L. Zhou, *ChemCatChem*, 2016, **8**, 3036–3040.
- F. M. Geilen, B. Engendahl, A. Harwardt, W. Marquardt, J. Klankermayer and W. Leitner, *Angew. Chem., Int. Ed.*, 2010, **49**, 5510–5514.
- F. M. Geilen, B. Engendahl, M. Holscher, J. Klankermayer and W. Leitner, *J. Am. Chem. Soc.*, 2011, **133**, 14349–14358.
- N. Sieffert, R. Reocreux, P. Lorusso, D. J. Cole-Hamilton and M. Buhl, *Chem.–Eur. J.*, 2014, **20**, 4141–4155.



- 50 J. H. Dam, G. Osztrovsky, L. U. Nordstrøm and R. Madsen, *Chem.–Eur. J.*, 2010, **16**, 6820–6827.
- 51 M. H. S. A. Hamid, C. L. Allen, G. W. Allen, A. C. Allen, H. C. Allen, A. J. A. Watson and J. M. J. Williams, *J. Am. Chem. Soc.*, 2009, **131**, 1766–1774.
- 52 X.-J. Wu, H.-J. Wang, Z.-Q. Yang, X.-S. Tang, Y. Yuan, W. Su, C. Chen and F. Verpoort, *Org. Chem. Front.*, 2019, **6**, 563–570.
- 53 O. Ogata, H. Nara, M. Fujiwhara, K. Matsumura and Y. Kayaki, *Org. Lett.*, 2018, **20**, 3866–3870.
- 54 S. Elangovan, J. Neumann, J.-B. Sortais, K. Junge, C. Darcel and M. Beller, *Nat. Commun.*, 2016, **7**, 12641.
- 55 A. Nova, D. Balcells, N. D. Schley, G. E. Dobereiner, R. H. Crabtree and O. Eisenstein, *Organometallics*, 2010, **29**, 6548–6558.
- 56 B. Gnanaprakasam, J. Zhang and D. Milstein, *Angew. Chem., Int. Ed.*, 2010, **122**, 1510–1513.
- 57 O. Ogata, H. Nara, K. Matsumura and Y. Kayaki, *Org. Lett.*, 2019, **21**, 9954–9959.
- 58 X. Xie and H. V. Huynh, *ACS Catal.*, 2015, **5**, 4143–4151.
- 59 A. Mukherjee, A. Nerush, G. Leitus, L. J. Shimon, Y. Ben David, N. A. Espinosa Jalapa and D. Milstein, *J. Am. Chem. Soc.*, 2016, **138**, 4298–4301.
- 60 A. Joshi, S. Kumari and S. Kundu, *Adv. Synth. Catal.*, 2022, **364**, 4371–4383.
- 61 Z. Shao, Y. Li, C. Liu, W. Ai, S. P. Luo and Q. Liu, *Nat. Commun.*, 2020, **11**, 591.
- 62 H. Yu, Z. Wu, Z. Wei, Y. Zhai, S. Ru, Q. Zhao, J. Wang, S. Han and Y. Wei, *Commun. Chem.*, 2019, **2**, 15.
- 63 C. Gunanathan, Y. Ben-David and D. Milstein, *Science*, 2007, **317**, 790–792.
- 64 L. Artus Suarez, Z. Culakova, D. Balcells, W. H. Bernskoetter, O. Eisenstein, K. I. Goldberg, N. Hazari, M. Tilset and A. Nova, *ACS Catal.*, 2018, **8**, 8751–8762.
- 65 J. A. Luque-Urrutia, T. Pèlachs, M. Solà and A. Poater, *ACS Catal.*, 2021, **11**, 6155–6161.
- 66 I. S. Makarov, P. Fristrup and R. Madsen, *Chem.–Eur. J.*, 2012, **18**, 15683–15692.
- 67 J. A. Garg, S. Chakraborty, Y. Ben-David and D. Milstein, *Chem. Commun.*, 2016, **52**, 5285–5288.
- 68 A. Maggi and R. Madsen, *Organometallics*, 2011, **31**, 451–455.
- 69 F. E. Fernández, M. C. Puerta and P. Valerga, *Organometallics*, 2012, **31**, 6868–6879.
- 70 X. Liu and T. Werner, *Chem. Sci.*, 2021, **12**, 10590–10597.

