

Cite this: *Chem. Sci.*, 2024, 15, 3562

All publication charges for this article have been paid for by the Royal Society of Chemistry

Received 7th December 2023

Accepted 18th January 2024

DOI: 10.1039/d3sc06584g

rsc.li/chemical-science

Terminal dysprosium and holmium organoimides†

Theresa E. Rieser, Dorothea Schädle, Cäcilia Maichle-Mössmer and Reiner Anwander *

Terminal rare-earth-metal imide complexes $\text{Tp}^{\text{tBu,Me}}\text{Ln}(\text{NC}_6\text{H}_3\text{iPr}_2-2,6)(\text{dmap})$ of the mid-late rare-earth elements dysprosium and holmium were synthesized *via* double methane elimination of Lewis acid stabilized dialkyl precursors $\text{Tp}^{\text{tBu,Me}}\text{LnMe}(\text{GaMe}_4)$ with primary aniline derivative $\text{H}_2\text{NC}_6\text{H}_3\text{iPr}_2-2,6$ ($\text{H}_2\text{NAr}^{\text{iPr}}$). Exploiting the weaker $\text{Ln}-\text{CH}_3\cdots[\text{GaMe}_3]$ interaction compared to the aluminium congener, addition of the aniline derivative leads to the mixed methyl/anilido species $\text{Tp}^{\text{tBu,Me}}\text{LnMe}(\text{HNAr}^{\text{iPr}})$ which readily eliminate methane after being exposed to the Lewis base DMAP ($=N,N$ -dimethyl-4-aminopyridine). Under the same conditions, $[\text{AlMe}_3]$ -stabilized dimethyl rare-earth-metal complexes transform immediately to Lewis acid bridged imides $\text{Tp}^{\text{tBu,Me}}\text{Ln}(\mu_2-\text{NC}_6\text{H}_3\text{Me}_2-2,6)(\mu_2-\text{Me})\text{AlMe}_2$ ($\text{Ln} = \text{Dy, Ho}$). DMAP/THF donor exchange is accomplished by treatment of $\text{Tp}^{\text{tBu,Me}}\text{Ln}(\text{NC}_6\text{H}_3\text{iPr}_2-2,6)(\text{dmap})$ with 9-BBN in THF while the terminal imides readily insert carbon dioxide to afford carbamate complexes.

Introduction

Recent years have witnessed major progress in the field of rare-earth-metal (Ln) complexes with multiply bonded (dianionic) main-group ligands, most notably (organo)imide chemistry.^{1–3} Upon closer inspection this is not all that surprising, since $[\text{Ln}=\text{NR}]$ moieties display a favourable Pearson hard/hard match and enhanced steric/electronic variability through the imido substituent R,⁴ compared to other fragments such as $[\text{Ln}=\text{O}]$,⁵ $[\text{Ln}=\text{PR}]$,⁶ or $[\text{Ln}=\text{CR}_2]$.⁷ Of particular interest have been the synthesis of terminal rare-earth-metal imides^{8–15} and a fundamental understanding of the Ln–imido bonding as well as reactivity,¹⁶ and in particular small-molecule-activation scenarios.¹⁷ Closely based on Chen's synthesis protocol of the first terminal scandium imide complex $\text{L}^1\text{Sc}(\text{NAr}^{\text{iPr}})(\text{dmap})$ ($\text{Ar}^{\text{iPr}} = \text{C}_6\text{H}_3\text{iPr}_2-2,6$; $\text{L}^1 = [\text{Ar}^{\text{iPr}}\text{NC}(\text{Me})\text{CHC}(\text{Me})\text{N}(\text{CH}_2)_2\text{NMe}_2]$),⁸ a donor-promoted intramolecular methane/tetramethylsilane elimination from mixed methyl(neosilyl)/primary amido precursors emerged as the most efficient approach for accessing terminal Ln(III) imides (Scheme 1/A).^{8–13} Meanwhile, another three strategies have been successfully pursued for the early larger rare-earth metals. While anionic terminal ceric imides could be obtained by the deprotonation of a neutral primary amide complex with alkali-metal silylamides (Scheme 1/B),¹⁴ a $[\text{Ln}=\text{CH}_2(\text{GaMe}_3)_2] \rightarrow [\text{Ln}=\text{NR}(\text{thf})_2]$ transformation proved feasible for generating the open-shell

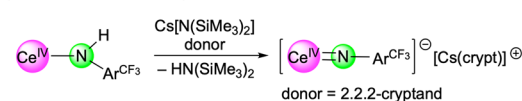
terminal imides $\text{Tp}^{\text{tBu,Me}}\text{Ln}(\text{NAr}^{\text{iPr}})(\text{thf})_2$ ($\text{Ln} = \text{Ce, Nd, Sm}$) (Scheme 1/C).¹⁵ More recently, an anionic cerium(IV) terminal imide was accessed by a two-electron oxidation of a “Ce(II)” complex supported by a tripodal tris(amido)arene ligand using azide $\text{N}_3\text{Ar}^{\text{CF}_3}$ ($\text{Ar}^{\text{CF}_3} = \text{C}_6\text{H}_3(\text{CF}_3)_2-3,5$) (Scheme 1/D).¹⁸ Less surprising, terminal imides of the extremely large divalent rare-earth-metal centres have remained elusive.¹⁹

Common features of all terminal rare-earth-metal imides, reported so far, are that the imido ligand is derived from a substituted aniline, $\text{H}_2\text{NAr}^{\text{R}}$ ($\text{R} = \text{iPr, Me, CF}_3$), and an

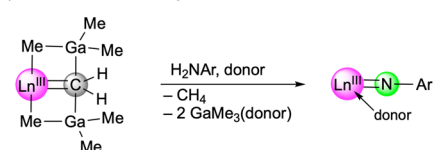
A) donor-assisted intramolecular primary amido deprotonation



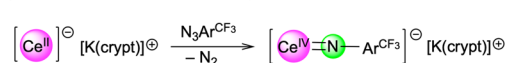
B) intermolecular primary amido deprotonation



C) donor-assisted methylene-imido transformation



D) two-electron oxidation with organic azide



Scheme 1 Synthesis strategies for terminal rare-earth-metal imides.

Institut für Anorganische Chemie, Eberhard Karls Universität Tübingen, Auf der Morgenstelle 18, 72076 Tübingen, Germany. E-mail: reiner.anwander@uni-tuebingen.de

† Electronic supplementary information (ESI) available. CCDC 2312212–2312226. For ESI and crystallographic data in CIF or other electronic format see DOI: <https://doi.org/10.1039/d3sc06584g>



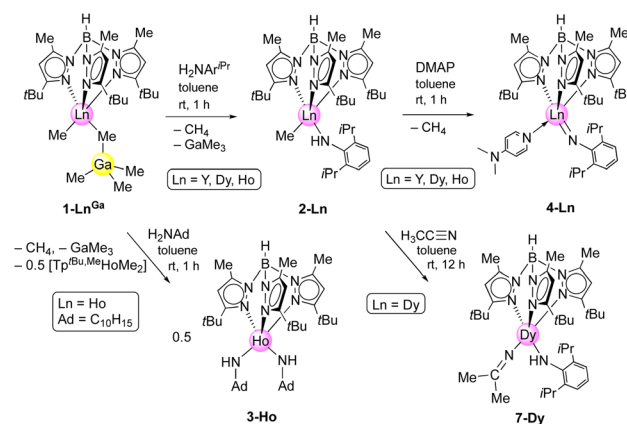
indispensable kinetic stabilization by use of sterically demanding ancillary co-ligands. Aliphatic amines, benzylic amines, and silylamines engage in imido ligand formation as well but have been detected only as metal-bridging and Lewis acid stabilized versions.³ Successfully applied ancillaries include β -diketiminato (nacnac),^{8,9,11} phosphazene,¹⁰ TriNox,¹⁴ and multidentate pyrazolato ligands.^{12,13,15} We found that especially the bulky monoanionic scorpionato ligand hydrotris(3-*tert*-butyl-5-methylpyrazolyl)borato ($\text{Tp}^{\text{tBu,Me}}$) provides a useful scaffold for stabilizing terminal imides as well as phosphinidenes.^{6c,12,15} However, like for all terminal Ln(III) imides, stabilization of the highly polarized Ln=N bond, which predominantly consists of non-directional ionic interactions, is still challenging as it readily reacts with solvent molecules or the ancillary ligand of the aspired complexes.^{2,3} DFT calculations performed on the yttrium compound $\text{Tp}^{\text{tBu,Me}}\text{Y}(\text{NC}_6\text{H}_3\text{-Me}_2\text{-2,6})(\text{dmap})$ confirmed a large ionic character of the Y-N(imido) bond but also a significant covalent bonding pattern with one σ -type and two π -type interactions.^{6c}

Given the feasibility of terminal imides of the early open-shell cations Ce(III) (f^1), Nd(III) (f^3), and Sm(III) (f^5),¹⁵ we herein envisaged the synthesis of those of the mid-late open-shell cations Dy(III) (f^9) and Ho(III) (f^{10}). These metal centres exhibit ionic radii similar to Y(III) but would (if at all) contribute to a distinct covalent bonding. On the other hand, their much higher molar mass might promote the crystallization behaviour and hence, the single-crystal X-ray structure diffraction (SCXRD) analysis of the targeted complexes. We also examined the reactivity of the first terminal, trivalent dysprosium and holmium imide complexes.

Results and discussion

Selection of precursors

Our original approach toward the terminal yttrium imide $\text{Tp}^{\text{tBu,Me}}\text{Y}(\text{NC}_6\text{H}_3\text{-Me}_2\text{-2,6})(\text{dmap})$ involved the mixed methyl/tetramethylgallato complex $\text{Tp}^{\text{tBu,Me}}\text{YMe}(\text{GaMe}_4)$ as a suitable precursor.¹² There, the ease of GaMe_3 displacement proved to be crucial for the successful synthesis. Consequently, we chose the trimethylgallium-stabilized dialkyl complexes $\text{Tp}^{\text{tBu,Me}}\text{LnMe}(\text{GaMe}_4)$ (**1-Ln^{Ga}**; Ln = Y,¹² Dy,^{6c} Ho) as precursors for the present study. Like their aluminium congeners,²⁰ complexes **1-Ln^{Ga}** are available in moderate yield *via* protonolysis of the homoleptic gallates $\text{Ln}(\text{GaMe}_4)_3$ (ref. 21) with $\text{H}[\text{Tp}^{\text{tBu,Me}}]$ (ref. 22) and precipitation from toluene or *n*-hexane solution (Scheme 2; for detailed metrics of $\text{Ln}(\text{GaMe}_4)_3$ (Dy, Ho) and **1-Ho^{Ga}**, see the ESI, Fig. S1–S3†). The solid-state structure of the bimetallic compounds $\text{Tp}^{\text{tBu,Me}}\text{LnMe}(\mu_2\text{-MeEMe}_3)$ (**1-Ln^E**, E = Al, Ga), depicting one terminal methyl group and an almost linear Ln–Me–E linkage, is not reflected in the solution NMR spectra, which reveal highly fluxional methyl groups at ambient temperature, an even higher mobility in case of the gallium derivatives. The isostructural **1-Ln^{Ga}** show Ln–C(Me) (Dy: 2.389(3) Å,^{6c} Y: 2.385(3) Å,¹² Ho: 2.356(5) Å) and Ln–C(Me_{Ga}) distances (Dy: 2.736(2) Å,^{6c} Y: 2.688(2) Å,¹² Ho: 2.652(4) Å) in accordance with the distinct Ln(III) radii.²³ Unexpectedly, the solid-state structures of the formally five-coordinate **1-Ln^{Ga}** of



Scheme 2 Formation of $\text{Tp}^{\text{tBu,Me}}\text{Ln}(\text{NAr}^{\text{iPr}})(\text{dmap})$ (**4-Ln**; Ln = Y, Dy, Ho) *via* reaction of $\text{Tp}^{\text{tBu,Me}}\text{LnMe}(\text{GaMe}_4)$ (**1-Ln^{Ga}**) with primary aniline $\text{H}_2\text{NAr}^{\text{iPr}}$ to afford mixed methyl/amido complexes $\text{Tp}^{\text{tBu,Me}}\text{LnMe}(\text{HNAr}^{\text{iPr}})$ (**2-Ln**), and subsequent addition of DMAP. Use of 1-adamantylamine led to bis(amido) complex $[\text{Tp}^{\text{tBu,Me}}\text{Ho}(\text{HNAd})_2]$ (**3-Ho**). Nucleophilic attack of acetonitrile by Dy–CH₃ affords **7-Dy**.

the similar sized yttrium and holmium differ in the hapticity of the $\text{Tp}^{\text{tBu,Me}}$ ligand and in the Ln1–C26–Ga1 angle, which is more linear for the holmium derivative (174.9(2) vs. 163.3(1)°). Packing effects of co-crystallizing toluene in **1-Ho^{Ga}** have presumably a major impact on the coordination of the GaMe_4 moiety and might also cause the bending of one pyrazolyl moiety toward the rare-earth metal centre. The pyrazolyl nitrogen atoms exhibit Ho–N interatomic distances ranging from 2.334(3) to 2.376(3) Å with an additional close contact to the tilted pyrazolato ligand (Ho⋯N5, 2.859(3) Å, see Fig. S3†). The proposed mechanism for the formation of **1-Ln^{Ga}** includes the preformation of $[\text{Tp}^{\text{tBu,Me}}\text{Ln}(\text{GaMe}_4)_2]$ under release of methane and trimethylgallium, and the elimination of a second molecule GaMe_3 sterically induced by the bulky $\text{Tp}^{\text{tBu,Me}}$ ligand.

The primary aniline $\text{H}_2\text{NAr}^{\text{iPr}}$ ($\text{Ar}^{\text{iPr}} = \text{C}_6\text{H}_3\text{iPr}_2\text{-2,6}$) has proven a privileged imido ligand precursor in rare-earth-metal chemistry.^{1–3} The molecule not only features the right balance of adequately acidic protons, but also a sufficient steric protection with bulky substituents in the positions 2 and 6 at the aryl group. The reaction of bis(alkyl) **1-Ln^{Ga}** with $\text{H}_2\text{NAr}^{\text{iPr}}$ to form the mixed methyl/primary amido complexes $\text{Tp}^{\text{tBu,Me}}\text{LnMe}(\text{HNAr}^{\text{iPr}})$ (**2-Ln** (Ln = Y, Dy, Ho) is clearly visible by the elimination of methane and displacement of trimethylgallium (Scheme 2).

Complexes **2-Dy** and **2-Ho** are isostructural but crystallize in different space groups (**2-Dy**: $P2_1/c$; **2-Ho**: $P\bar{1}$; for the crystal structures and detailed metrics, see the ESI, Fig. S4/S5†). Both compounds are insoluble in *n*-hexane, but dissolve in aromatic solvents such as toluene. The ancillary ligand coordinates in a κ^3 fashion (N, N', N'') with considerably varying Ln– N_{pz} distances (**2-Dy**: 2.3752(17)–2.5163(18) Å; **2-Ho**: 2.369(2)–2.536(2) Å). The Ln– N_{amido} (**2-Dy**: 2.212(2) Å; **2-Ho**: 2.222(2) Å) and the Ln–CH₃ (**2-Dy**: 2.436(2) Å; **2-Ho**: 2.427(3) Å) interatomic distances lie in the range of the similar mixed methyl/amido complexes $\text{Tp}^{\text{tBu,Me}}\text{LuMe}(\text{HNAr}^{\text{R}})$ ($\text{Ar}^{\text{R}} = \text{Ar}^{\text{Me}_2} = \text{C}_6\text{H}_3\text{Me}_2\text{-2,6}$: Lu– N_{amido} 2.189(2) Å, Lu–CH₃ 2.369(2) Å; $\text{Ar}^{\text{R}} = \text{Ar}^{\text{CF}_3} = \text{C}_6\text{H}_3(\text{CF}_3)_2\text{-3,5}$: Lu– N_{amido} 2.215(1) Å, Lu–CH₃ 2.360(1) Å).¹² The



$\text{Ln-N}_{\text{amido}}\text{-C}_{\text{ipso}}$ angle spans a wide range from $142.5(1)^\circ$ ($\text{Ln} = \text{Lu}$, $\text{Ar}^{\text{R}} = \text{Ar}^{\text{CF}_3}$),¹² $153.8(1)^\circ$ ($\text{Ln} = \text{Lu}$, $\text{Ar}^{\text{R}} = \text{Ar}^{\text{Me}_2}$)¹² over $155.84(16)^\circ$ ($\text{Ln} = \text{Dy}$, $\text{Ar}^{\text{R}} = \text{Ar}^{\text{iPr}}$) to $160.28(19)^\circ$ ($\text{Ln} = \text{Ho}$, $\text{Ar}^{\text{R}} = \text{Ar}^{\text{iPr}}$), dependent on the Ln(III) centre and the substitution pattern of the amido ligand. As the paramagnetic nature of dysprosium and holmium impedes conclusive interpretations of their NMR spectra, the yttrium congener **2-Y** was accessed from **1-Y^{Ga}** and $\text{H}_2\text{NAr}^{\text{iPr}}$. The ^1H NMR spectrum of **2-Y** shows a sharp singlet at 0.46 ppm for the methyl group and a broader singlet at 4.87 ppm for the proton of the amido ligand.

Noteworthy, the reaction of **1-Ho^{Ga}** with 1-adamantylamine in a 0.9:1 ratio gave the bis(amido) holmium complex $\text{Tp}^{\text{tBu,Me}}\text{Ho}(\text{HNAd})_2$ (**3-Ho**, Ad = adamantyl), even though the primary amine was added in deficit. Apparently, the single deprotonation is favored over the second deprotonation, as the less Brønsted acidic second proton is less prone to be abstracted than the first proton of a second primary aniline. According to the present synthesis protocol, so far only sufficiently acidic aniline derivatives lead to the successful isolation of terminal rare-earth-metal imides, as other, less bulky and less electronically advantageous amines only form bis(amido) complexes,^{3,6c} or in case **1-Ln^{Al}** are employed result in trimethylaluminium-stabilized imide species.^{20a} Like its precursors, complex **3-Ho** is insoluble in aliphatic solvents, but readily dissolves in toluene and THF. The crystal structure of **3-Ho** (triclinic $P\bar{1}$ space group) shows the expected κ^3 fashion (N, N', N'') of the ancillary ligand with Ho-N_{pz} distances in the range of 2.393(3)–2.610(3) Å (Fig. 1).

The $\text{Ln-N}_{\text{amido}}$ distances (θ 2.171 Å) are longer compared to the $\text{Ln-N}_{\text{imido}}$ interactions in $\text{Tp}^{\text{tBu,Me}}\text{Ho}(\mu_2\text{-NAD})\text{AlMe}_3$ (2.087(2) Å),^{20a} but slightly shorter compared to the mixed methyl/amido complexes **2-Ln** ($\text{Ln} = \text{Dy}, \text{Ho}$) described beforehand. This reflects a better electron donation of two nitrogen atoms to the metal centre, despite increased steric bulk. However, the angles Ho1-N7-C35 ($144.0(3)^\circ$) and Ho1-N8-C25

($148.5(3)^\circ$) are significantly more bent compared to the methyl/anilido complex **2-Ho** ($160.28(19)^\circ$).

Ln(m) imide synthesis

Treatment of the mixed methyl/anilido complexes **2-Ln** with the Lewis base DMAP led to the isolation of the targeted terminal lanthanide imide complexes $\text{Tp}^{\text{tBu,Me}}\text{Ln}(\text{NAr}^{\text{iPr}})(\text{dmap})$ (**4-Ln**: $\text{Ln} = \text{Y}, \text{Dy}, \text{Ho}$). DMAP was used previously for the synthesis of terminal rare-earth-metal imide complexes,^{8,10–12} exploiting its strong donor capacity (*versus e.g.*, THF) to induce the elimination of methane *via* inner-sphere deprotonation of the amido species. We assume, that the preceding coordination of DMAP to the metal centre affects the geometry of its coordination sphere in a way that the methyl group and the amido proton come into close proximity and finally evolve methane, being a very potent leaving group. The ^1H NMR spectrum of **4-Y** evidences the deprotonation of the amido functionality *via* the methyl ligand since both the N–H and methyl signal disappeared (see Fig. S21†). Complexes **4-Ln** are insoluble in non-polar solvents (*e.g.* *n*-hexane), but easily dissolve in aromatic or polar solvents like toluene and THF.

While the yttrium complex **4-Y** could not be obtained in very pure form and gave only poor crystal quality (connectivity structure only, see ESI Fig. S7†), the dysprosium and holmium congeners displayed good crystallization and diffraction behaviours (isotypic, monoclinic space group $C2/c$, Fig. 2 and S8/9†). The metal centres are pentacoordinate with the ancillary $\text{Tp}^{\text{tBu,Me}}$ ligand coordinating in the familiar κ^3 fashion (N, N', N''). The Ln-N_{pz} distances typical of scorpionate ligands show two shorter bonds (**4-Dy**: 2.450(3)/2.452(3) Å, **4-Ho**: 2.426(4)/2.436(3) Å) and one longer (**4-Dy**: 2.517(3) Å, **4-Ho**: 2.492(4) Å). The $\text{Ln-N}_{\text{imido}}$ distances are in line with those of other terminal imides, considering the changes in the ionic radii (Table 1). Except for the anionic ceric complex $[(\text{TriNOx})\text{Ce}(\text{NAr}^{\text{CF}_3})[\text{Cs}(2.2.2\text{-cryptand})]]$ ($157.3(4)^\circ$),^{14a} the $\text{Ln-N}_{\text{imido}}\text{-C}_{\text{ipso}}$ angles of all trivalent terminal imides are larger than 165° and almost linear (**4-Dy**: $166.0(2)^\circ$; **4-Ho**: $166.7(3)^\circ$; Table 1). Exchange of the donor ligand dmap for thf seems to entail a shortening of the $\text{Ln-N}_{\text{imido}}$ bond but doesn't appear to affect the $\text{Ln-N}_{\text{imido}}\text{-C}_{\text{ipso}}$ angle.

In contrast, and as pointed out previously, the reaction of the primary aniline $\text{H}_2\text{NAr}^{\text{Me}_2}$ ($\text{Ar}^{\text{Me}_2} = \text{C}_6\text{H}_3\text{Me}_2\text{-2,6}$) with the aluminium congeners $\text{Tp}^{\text{tBu,Me}}\text{LnMe}(\text{AlMe}_4)$ (**1-Ln^{Al}**) implies the formation of trimethylaluminium-stabilized imide complexes.¹² These complexes cannot be converted into unsupported terminal rare-earth-metal imide complexes by applying Lewis bases such as 1,4-dioxane, pyridine, DMAP, or TMEDA (N,N,N',N' -tetramethylethylenediamine). Complex **1-Dy^{Al}** is accessible from $\text{Dy}(\text{AlMe}_4)_3$ (ref. 24) and $\text{H}[\text{Tp}^{\text{tBu,Me}}]$,²² in analogy to the yttrium and holmium complexes reported previously.²⁰ In order to probe the effect of the substituents on the aniline, compounds **1-Ln^{Al}** ($\text{Ln} = \text{Dy}, \text{Ho}$) were reacted with $\text{H}_2\text{NAr}^{\text{iPr}}$, $\text{H}_2\text{NAr}^{\text{Me}_2}$, and $\text{H}_2\text{NAr}^{\text{Me}_3}$ ($\text{Ar}^{\text{Me}_3} = \text{C}_6\text{H}_2\text{Me}_3\text{-2,4,6}$) (Scheme 3).

Contrary to the reaction with the weaker coordinated trimethylgallium in complexes **1-Ln^{Ga}**, the **1-Ln^{Al}**/ $\text{H}_2\text{NAr}^{\text{iPr}}$

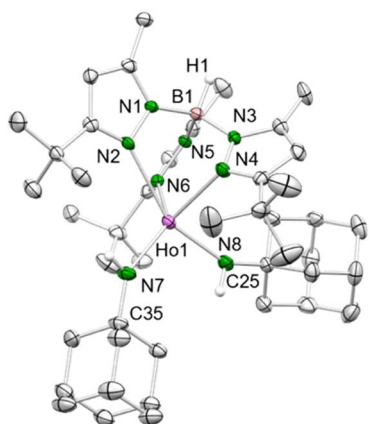


Fig. 1 Crystal structure of **3-Ho**. All atoms are represented by atomic displacement ellipsoids set at 50% probability. Solvent molecules and hydrogen atoms except for those of B–H and N–H are omitted for clarity. Selected interatomic distances (Å) and angles ($^\circ$): Ho1-N7 2.172(3), Ho1-N8 2.170(3); Ho1-N7-C35 $144.0(3)$, Ho1-N8-C25 $148.5(3)$ (for further metrics, see ESI†).



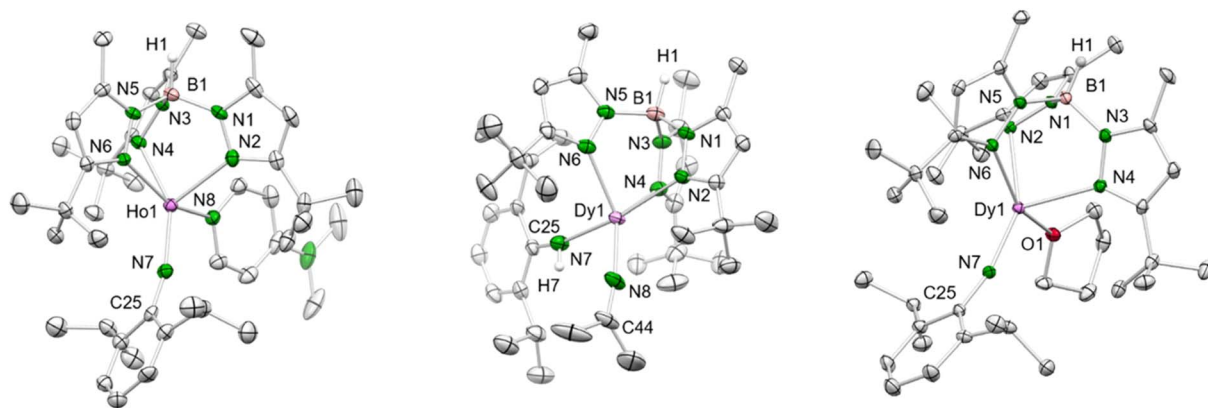


Fig. 2 Left: Crystal structure of **4-Ho**. All atoms are represented by atomic displacement ellipsoids set at 50% probability. Solvent molecules, and hydrogen atoms except for that of B–H are omitted for clarity. For selected interatomic distances and angles, see Table 1 and ESI.† Middle: Crystal structure of **7-Dy**. All atoms are represented by atomic displacement ellipsoids set at 50% probability. Solvent molecules and hydrogen atoms except for those of B–H and N–H are omitted for clarity. Selected interatomic distances (Å) and angles (°): Dy1–N7 2.219(3), Dy1–N8 2.148(3); Dy1–N7–C25 156.3(3), Dy1–N8–C44 165.3(3) (for further metrics, see ESI†). Right: Crystal structure of **8-Dy**. All atoms are represented by atomic displacement ellipsoids set at 50% probability. Only one molecule of the asymmetric unit is shown. Solvent molecules, and hydrogen atoms except for that of B–H are omitted for clarity. For selected interatomic distances and angles, see Table 1 and ESI.†

reaction was inconclusive. Like in the case of yttrium,¹² the sterically less demanding anilines gave the trimethylaluminium-stabilized imides $\text{Tp}^{\text{tBu,Me}}\text{Ln}(\mu_2\text{-NAr}^{\text{Me}2})\text{AlMe}_3$ (**5-Ln**: Ln = Dy, Ho) and $\text{Tp}^{\text{tBu,Me}}\text{Ho}(\mu_2\text{-NAr}^{\text{Me}3})\text{AlMe}_3$ (**6-Ln**). The coordinated trimethylaluminium is not removable, neither under vacuum, nor with Lewis bases (*e.g.*, DMAP, THF). Presumably, after the first methane elimination and the coordination of the primary amido functionality to the metal centre, one of the methyl groups at the $[\mu_2\text{-MeAlMe}_3]$ unit abstracts the second amido proton *via* release of another molecule of methane, resulting in **5-Ln**. Compounds **5-Ln** are insoluble in aliphatic solvents, but dissolve in aromatic and polar solvents. The isostructural complexes crystallize in different space groups (**5-Dy**: monoclinic, $P2_1/n$; **5-Ho**: triclinic, $P\bar{1}$; **6-Ho**: monoclinic, Cc ; Fig. 3, S10 and S11†).

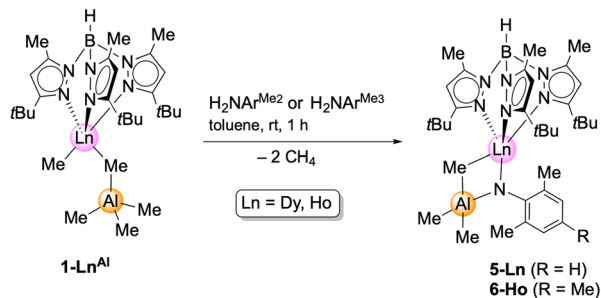
The bulky $\text{Tp}^{\text{tBu,Me}}$ ligand coordinates again in the κ^3 fashion (N, N', N'') with interatomic Ln–N distances in the range of 2.423(2)–2.492(2) Å (**5-Dy**), 2.407(4)–2.437(4) Å (**5-Ho**) and 2.394(3)–2.454(3) Å (**6-Ho**). The central metal ion is penta-coordinate and the Ln–N_{imido}–C_{ipso} angle is strongly bent (**5-Dy**: 146.68(17)°; **5-Ho**: 146.7(4)°; **6-Ho**: 151.0(2)°), which is due to the interaction with the Lewis acid trimethylaluminium. Hence, the electronic situation differs considerably compared to the terminal rare-earth-metal imide complexes **4-Ln** (Ln = Dy, Ho) as electron density of the imido nitrogen is shifted to the empty p orbitals of the aluminium ion. This is also reflected in the Ln–N_{imido} bonds of **5-Ln** and **6-Ho** which are elongated by *ca.* 0.1 Å (**5-Dy**: 2.129(2) Å; **5-Ho**: 2.116(4) Å; **6-Ho**: 2.116(4) Å), matching those in $\text{Tp}^{\text{tBu,Me}}\text{Y}(\mu_2\text{-NAr}^{\text{Me}})\text{AlHMe}_2$ (Y–N_{imido}: 2.133(2) Å; Y–N_{imido}–C_{ipso}: 145.1(2)°).²⁵ Further structural comparison with

Table 1 Selected metrical parameters of terminal rare-earth-metal imides

Compound	Ln=N _{imido} /Å	Ln–do/Å	Ln–N _{imido} –C _{ipso} /deg	IR ^d /Å (ref. 23)	CN	Ref.
$\text{Tp}^{\text{tBu,Me}}\text{Lu}(\text{NAr}^{\text{CF}_3})(\text{dmap})$	1.993(5)	2.377(5)	175.8(5)	0.861	5	12
$\text{Tp}^{\text{tBu,Me}}\text{Y}(\text{NAr}^{\text{Me}_2})(\text{dmap})$	2.024(4)	2.426(4)	173.6(4)	0.900	5	12
$\text{Tp}^{\text{tBu,Me}}\text{Ho}(\text{NAr}^{\text{iPr}})(\text{dmap})$ (4-Ho)	2.012(4)	2.429(4)	166.7(3)	0.901	5	This work
$\text{Tp}^{\text{tBu,Me}}\text{Dy}(\text{NAr}^{\text{iPr}})(\text{dmap})$ (4-Dy)	2.017(3)	2.450(3)	166.0(2)	0.912	5	This work
$\text{Tp}^{\text{tBu,Me}}\text{Dy}(\text{NAr}^{\text{iPr}})(\text{thf})$ (8-Dy) ^a	2.008(3)/2.004(4)	2.397(3)/2.392(3)	166.9(3)/165.3(3)	0.912	5	This work
$\text{Tp}^{\text{tBu,Me}}\text{Sm}(\text{NAr}^{\text{iPr}})(\text{thf})_2$	2.067(5)	2.527(5)/2.560(4)	169.3(5)	0.958	6	15
$\text{Tp}^{\text{tBu,Me}}\text{Nd}(\text{NAr}^{\text{iPr}})(\text{thf})_2$	2.076(4)	2.557(4)/2.594(3)	169.2(4)	0.983	6	15
$\text{Tp}^{\text{tBu,Me}}\text{Nd}(\text{NAr}^{\text{iPr}})(\text{thf})_2^c$	2.036(7)/2.047(7)	2.517(6)/2.511(6)	165.8(4)/163.2(6)	0.983	5	15
$\text{Tp}^{\text{tBu,Me}}\text{Ce}(\text{NAr}^{\text{iPr}})(\text{thf})_2$	2.101(5)	2.599(3)/2.628(3)	171.3(3)	1.01	6	15
$(\text{nacnac}^{\text{R1}})\text{Sc}(\text{NAr}^{\text{iPr}})(\text{dmap})^b$	1.881(8)	2.271(5)	169.6(5)	0.745	5	8
$(\text{nacnac}^{\text{R1}})\text{Sc}(\text{NAr}^{\text{iPr}})(\text{thf})^b$	1.852(4)	2.251(3)	168.6(3)	0.745	5	11
$(\text{nacnac}^{\text{R2}})\text{Sc}(\text{NAr}^{\text{iPr}})(\text{dmap})^c$	1.8591(18)	2.369(2)	167.90(17)	0.745	5	9
$[(\text{Ph} = \text{Ph}_2)_2\text{N}]\text{Sc}(\text{NAr}^{\text{iPr}})(\text{dmap})_2$	1.853(3)	2.379(3)/2.326(3)	168.8(3)	0.745	6	10
$(\text{BPz}_2\text{Py}_3)\text{Sc}(\text{NAr}^{\text{iPr}})$	1.877(3)	—	173.1(3)	0.745	6	13
$[(\text{TriNOx})\text{Ce}(\text{NAr}^{\text{CF}_3})][\text{Cs}(2.2.2\text{-cryptand})]$	2.077(3)	—	157.3(4)	0.87	8	14a
$[(^{\text{Ad}}\text{TPBN}_3)\text{Ce}(\text{NAr}^{\text{CF}_3})][\text{K}(2.2.2\text{-cryptand})]$	2.0742(4)	—	176.3(4)	<0.87	4	18

^a Two molecules in the asymmetric unit. ^b $\text{nacnac}^{\text{R1}} = [\text{Ar}^{\text{iPr}}\text{NC}(\text{Me})\text{CHC}(\text{Me})\text{N}(\text{CH}_2)_2\text{NMe}_2]$. ^c $\text{nacnac}^{\text{R2}} = [\text{Ar}^{\text{iPr}}\text{NC}(\text{Me})\text{CHC}(\text{Me})\text{N}(\text{CH}_2)_2\text{N}(\text{CH}_2)_2\text{NMe}_2]$. ^d Effective ionic radii.





Scheme 3 Synthesis of Lewis acid stabilized, bimetallic imides $\text{Tp}^{\text{tBu,Me}}\text{Ln}(\text{NAr}^{\text{Me}_2})(\mu_2\text{-MeAlMe}_3)$ (**5-Ln**; Ln = Dy, Ho) and $\text{Tp}^{\text{tBu,Me}}\text{Ho}(\text{NAr}^{\text{Me}_3})(\mu_2\text{-MeAlMe}_3)$.

the similar holmium imides $\text{Tp}^{\text{tBu,Me}}\text{Ho}(\mu_2\text{-NR})\text{AlMe}_3$ (R = *t*Bu, adamantyl) clearly indicate a more pronounced Ln–N_{imido} interaction for the latter (Ho–N_{imido}: 2.083(2), 2.087(2) Å; Ho–N_{imido}–C_{ipso}: 140.4(2), 140.2(1)°).^{20a} Other Lewis acid supported monomeric rare-earth-metal imide complexes include Mindiola's (PNP)Sc($\mu_2\text{-NAr}^{\text{iPr}}$)($\mu_2\text{-Me}$)AlMe₂ [PNP=N(2-P(CHMe)₂-4-methylphenyl)₂] (ref. 26) or $\text{Tp}^{\text{tBu,Me}}\text{Ln}(\text{NAr}^{\text{iPr}})(\text{MMe}_3)$ (Ln = Ce, Nd, Sm; M = Al, Ga) from our group.^{6c}

Probing donors other than DMAP

N,N-Dimethyl-4-aminopyridine (DMAP) emerged as a most valuable donor for forcing the elimination of methane *via* inner-sphere deprotonation of the primary amido species in **2-Ln**-type complexes. In order to assess the impact of the donor molecule on the Ln–N_{imido} bonding, the implementation of other donor ligands was examined. In general, donor ligands might be introduced according to Scheme 1 promoting methane elimination (route A) or *via* post-imide-synthesis exchange (Scheme 4). Since imido ligand formation according to route A could not be achieved with ethereal donors such as OEt₂ or THF, complex **2-Dy** was treated with *N*-donors TMEDA (tetramethylethylenediamine), TMPDA (tetramethylpropane-1,3-diamine) and

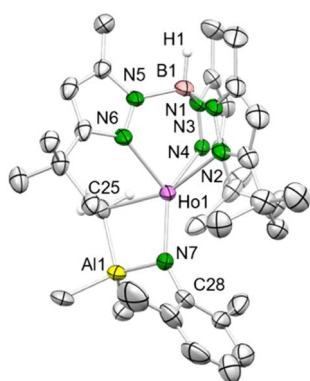
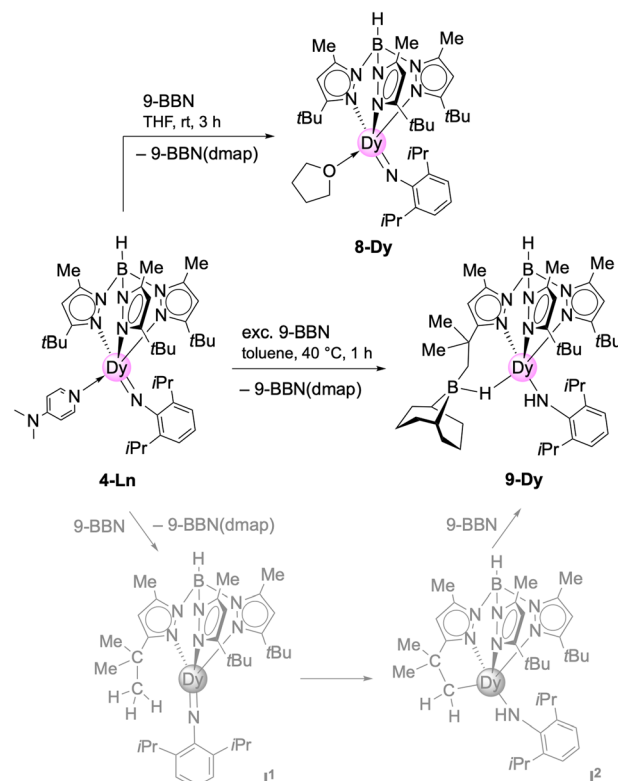


Fig. 3 Crystal structure of **5-Ho**. All atoms are represented by atomic displacement ellipsoids set at 50% probability. Solvent molecules, and hydrogen atoms except for that of B–H are omitted for clarity. Selected interatomic distances (Å) and angles (°): Ho1–N7 2.116(4), Ho1–C25 2.549(5), Al1–C25 2.105(6); Ho1–N7–C28 146.7(4) (for isostructural **5-Dy** and **6-Ho** and further metrics, see ESI†).

acetonitrile. While the potentially bidentate diamines did not undergo any reaction yielding only in the isolation of the starting compounds, acetonitrile formed the insertion complex $\text{Tp}^{\text{tBu,Me}}\text{Dy}[\text{NC}(\text{Me})_2](\text{HNAr}^{\text{iPr}})$ (**7-Dy**, Scheme 2). It was previously shown that acetonitrile does react with rare-earth-metal alkyls either *via* C–H-bond activation/deprotonation or insertion.^{27–29} While the product of the deprotonation reaction (C_5Me_5)₂La[CH(SiMe₃)₂]/CH₃CN was structurally characterized as [(C₅Me₅)₂La($\mu\text{-CH}_2\text{CN}$)]₂,²⁷ the insertion product of the reaction (C₅Me₅)₂ScCH₃/CH₃CN was only spectroscopically analyzed as (C₅Me₅)₂Sc[NC(Me)₂].²⁸ The SCXRD study of five-coordinate **7-Dy** features distinct bonding behaviour of the primary amido and the dimethyliminato ligand (Dy–N: 2.219(3) *versus* 2.148(3) Å; Dy–N–C: 156.3(3) *versus* 165.3(3)°) (Fig. 2). Thus, the dimethyliminato coordination compares to that of imidazolin-2-iminato complexes like LY(CH₂SiMe₃)₂(thf)₂ (L = 1,3-bis(2,6-diisopropylphenyl)imidazolin-2-iminato; Y–N, 2.1255(13) Å, Y–N–C, 176.85(12)° or LYCl₂(thf)₃, Y–N, 2.1278(18) Å, Y–N–C, 174.35(16)°) supposedly featuring very short Ln–N_{iminato} bonds.^{30,31}

The post-synthesis exchange approach (route 2, Scheme 4) was probed with **4-Dy** and the strong Lewis acid 9-borabicyclo[3.3.1]nonane (9-BBN) in THF.¹¹ Accordingly, the equimolar reaction led to the displacement of DMAP and coordination of one THF molecule to the dysprosium centre in $\text{Tp}^{\text{tBu,Me}}\text{Dy}(\text{NAr}^{\text{iPr}})(\text{thf})$ (**8-Dy**, Scheme 4). Like the dmap adduct, **8-Dy** is soluble in toluene and THF, but insoluble in aliphatic solvents.



Scheme 4 Reactivity of $\text{Tp}^{\text{tBu,Me}}\text{Dy}(\text{NAr}^{\text{iPr}})(\text{dmap})$ (**4-Dy**) (Ln = Y, Dy) towards Lewis acid 9-BBN in THF and toluene.



It crystallized in the orthorhombic space group $Pna2_1$ and shows the same κ^3 coordination of the $\text{Tp}^{\text{tBu,Me}}$ ligand as complex **4-Dy** before (Dy-N_{pz} : 2.465(4)–2.510(4)/2.450(3)–2.539(4) Å) (Fig. 2). As the coordination number did not change, the angle of the imido functionality stayed nearly the same ($\text{Dy-N}_{\text{imido}}\text{-C}_{\text{ipso}}$: 165.2(3)/166.9(3)°) as detected for **4-Dy**. However, the $\text{Dy-N}_{\text{imido}}$ distance of 2.004(4)/2.008(3) Å in **8-Dy** appears to be slightly shorter compared to **4-Dy** (Table 1) which can be attributed to the weaker donor properties of the thf ligand.

The 9-BBN-promoted donor exchange was previously introduced by Chen, revealing that prior activation of $\text{L}^1\text{Sc}(\text{NAr}^{\text{iPr}})(\text{dmap})$ ($\text{L}^1 = [\text{Ar}^{\text{iPr}}\text{NC}(\text{Me})\text{CHC}(\text{Me})\text{N}(\text{CH}_2)_2\text{NMe}_2]$) with 9-BBN led to abstraction of the donor molecule DMAP.¹¹ The emerging donor-free imide intermediate $[\text{L}^1\text{Sc}(\text{NAr}^{\text{iPr}})]$ could be trapped with THF to afford $\text{L}^1\text{Sc}(\text{NAr}^{\text{iPr}})(\text{thf})$ featuring also a shorter $\text{Sc-N}_{\text{imido}}$ bond than the DMAP adduct (Table 1: 1.852(4) versus 1.881(8) Å). It was also mentioned that the direct synthesis of the THF adduct $\text{L}^1\text{Sc}(\text{NAr}^{\text{iPr}})(\text{thf})$ is not possible by thermolysis of the mixed methyl/amido scandium complex in THF, which is the same case for **8-Dy** as well.² In contrast, terminal imides $\text{Tp}^{\text{tBu,Me}}\text{Ln}(\text{NAr}^{\text{iPr}})(\text{thf})_2$ of the larger rare-earth metals can be obtained directly according to the donor(THF)-assisted methylenide \rightarrow imido transformation (Scheme 1 and Table 1).^{6c}

Treatment of **4-Dy** with excess of 9-BBN in toluene gave the mixed primary amido/hydroborato complex **9-Dy** (Scheme 4 and Fig. 4). Again, this is in line with the observation made by Chen with the system $\text{L}^2\text{Sc}(\text{NAr}^{\text{iPr}})/9\text{-BBN}$ ($\text{L}^2 = [\text{Ar}^{\text{iPr}}\text{NC}(\text{Me})\text{CHC}(\text{Me})\text{N}(\text{CH}_2)_2\text{N}(\text{CH}_2)_2\text{NMe}_2]$).³² Correspondingly, it can be hypothesized that initially the strong Lewis acid 9-BBN displaces all of the coordinated DMAP, rendering a highly reactive donor-free terminal imide $[\text{Tp}^{\text{tBu,Me}}\text{Dy}(\text{NAr}^{\text{iPr}})]$ (Scheme 4, intermediate I^1 , lower trace). Subsequent 1,2-addition of a *t*Bu methyl group (C–H bond activation) across the highly reactive $\text{Dy-N}_{\text{imido}}$ bond of transient species I^1 reforms the primary amido ligand along with a 5-membered metallacycle in I^2 . Then, the highly nucleophilic

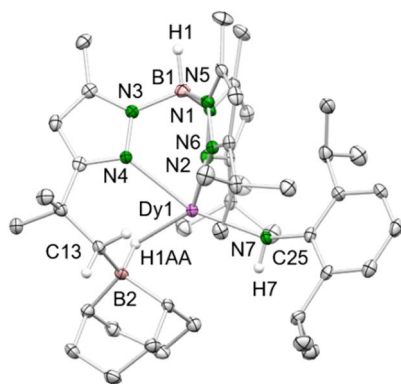


Fig. 4 Crystal structure of **9-Dy**. All atoms are represented by atomic displacement ellipsoids set at 50% probability. Solvent molecules and hydrogen atoms except for those of B–H and N–H are omitted for clarity. Selected bond distances (Å) and angles (°) for **9-Dy**: Dy1–N7 2.237(3), Dy1–N2 2.452(3), Dy1–N4 2.405(3), Dy1–N6 2.461(3), Dy1–B2 2.703(4), Dy1–H1AA 2.17(3), B2–H1AA 1.23(3), Dy1–N7–C35 143.4(2), N7–Dy1–B2 117.06(11), N7–Dy1–N4 161.07(10), N7–Dy1–N2 93.18(10), N7–Dy1–N6 92.04(10).

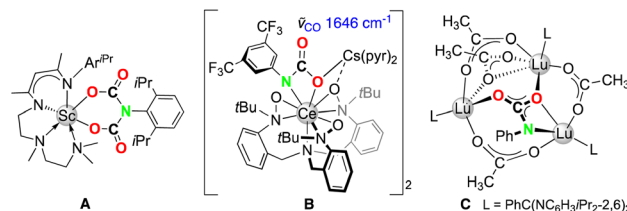


Fig. 5 Structurally authenticated CO_2 -insertion products **A**,^{17a} **B**,³⁸ and **C** (ref. 17d) emerged from rare-earth-metal imides.

alkyl attached to the dysprosium attacks a second molecule of 9-BBN to afford the alkylhydroborato moiety. The resulting $\text{Dy-N}_{\text{amido}}\text{-C}_{\text{ipso}}$ angle (143.4(2)°) and the $\text{Dy-N}_{\text{amido}}$ distance (2.237(3) Å) of **9-Dy** are comparable to the dysprosium amide complexes discussed beforehand. The Dy-B distance of 2.703(4) Å is in the range of the Y-B distances in $[(\text{Me}_3\text{Si})_2\text{NC}(\text{NiPr})_2]\text{-Y}[\mu\text{-H}(\mu\text{-Et})_2\text{BEt}_2](\text{thf})_2$ (2.658(4) and 2.671(4) Å)³³ and $(\text{C}_5\text{Me}_5)_2\text{YH}(9\text{-BBN})$ (2.767(6) Å),³⁴ but longer than those observed in $(\text{tBu}_4\text{Carb})\text{Dy}(\text{BH}_4)_2(\text{thf})$ (2.473(2) and 2.487(2) Å).³⁵

In Chen's system $[\text{L}^2\text{Sc}(\text{NAr}^{\text{iPr}})]/9\text{-BBN}$ the respective $\text{C}(\text{sp}^3)\text{-H}$ bond borylation took place at the $[-\text{CH}_2\text{NMe}_2]$ side arm of the ancillary nacnac ligand ($\text{Sc-H}_{\text{hydrido}}$, 2.01(3) Å).³² Chen also reported on the reaction of $\text{L}^1\text{Sc}(\text{NAr}^{\text{iPr}})(\text{dmap})$ with three equivalents of 9-BBN which led to mixed boroamido/hydroborato complex $\text{L}^1\text{Sc}[\text{NAr}^{\text{iPr}}(9\text{-BBN-H})](9\text{-BBN} + \text{H})$ ($\text{Sc-H}_{\text{hydrido}}$, 1.89 Å and 1.20 Å).¹¹

Preliminary studies on the reactivity of terminal imide complex **4-Dy** towards carbon dioxide (1 bar) in toluene at ambient temperature clearly indicate CO_2 insertion into the $\text{Dy-N}_{\text{imido}}$ bond and, hence, carbamate formation in product **10-Dy**. The DRIFT spectrum of **10-Dy** revealed typical carbonyl vibrations at 1701 cm^{-1} and 1641 cm^{-1} assigned to asymmetric and symmetric C=O stretching vibrations (Fig. S17†). Moreover, the B–H vibration of **4-Dy** at 2557 cm^{-1} , typical for the terminal B–H stretch of the $\text{Tp}^{\text{tBu,Me}}$ ligand when coordinated in a tridentate fashion,³⁶ changed to 2431 cm^{-1} in **10-Dy**. Such a dramatic change of the position of the B–H band can be ascribed to a $\kappa^3 \rightarrow \kappa^2$ coordination switch of the $\text{Tp}^{\text{tBu,Me}}$ ligand, likely involving a $\text{Dy}\cdots\text{H-B}$ interaction.³⁷ Unfortunately, crystals of **10-Dy** suitable for SCXRD analysis could not be obtained, but **10-Dy** can be tentatively assigned as the dicarboxylate species $[\text{Tp}^{\text{tBu,Me}}\text{Dy}\{(\text{O}_2\text{C})_2\text{NAr}^{\text{iPr}}\}]$ on the basis of the double CO_2 -insertion chemistry of the terminal scandium imides $\text{L}^2\text{Sc}(\text{NAr}^{\text{iPr}})$ (**A**, Fig. 5)^{17a} and $(\text{BPz}_2\text{Py}_3)\text{Sc}(\text{NAr}^{\text{iPr}})$ ($\tilde{\nu} = 1685$ and 1632 cm^{-1}).¹³ For further comparison, mono insertion of carbon dioxide was observed for the $\text{Lu}_3(\mu_3\text{-NPh})$ moiety of the trinuclear cluster $[\text{L}^3\text{Lu}_3(\mu_2\text{-Me})_3(\mu_3\text{-Me})(\mu_3\text{-NPh})]$ ($\text{L}^3 = \text{PhC}(\text{NC}_6\text{H}_3\text{iPr}_2\text{-2,6})$; **C**, Fig. 5)^{17d} and the alkali-metal stabilized $\text{Ce}(\text{IV})\text{-N}_{\text{imido}}$ bond of $[(\text{TriNOx})\text{Ce}(\text{NAr}^{\text{CF}_3})][\text{Cs}(2.2.2\text{-cryptand})]$ (**B**, Fig. 5).³⁸

Conclusion

The successful application of the donor-assisted intramolecular primary amido deprotonation protocol towards terminal imides of the rare-earth metals yttrium, dysprosium, and holmium



depends on two crucial factors: first, the kinetic stabilization of the targeted imide *via* appropriate steric shielding of the ancillary ligand, herein supplied by the bulky Tp^{tBuMe} scorpionate ligand; second, sufficient Brønsted acidity and steric demand of the employed primary amine, herein provided by $\text{H}_2\text{NAr}^{\text{iPr}}$ ($\text{Ar}^{\text{iPr}} = \text{C}_6\text{H}_3\text{iPr}_2\text{-2,6}$). With these key factors in mind, it was possible to generate a series of terminal rare-earth-metal imides $\text{Tp}^{\text{tBu,Me}}\text{Ln}(\text{NAr}^{\text{iPr}})(\text{dmap})$ for mid-sized to small rare-earth metals. Their reactivity parallels that of terminal scandium imides, as revealed by treatment with the strong Lewis acid 9-borabicyclo[3.3.1]nonane (9-BBN) and the heteroallene CO_2 . These reactions revealed effective DMAP/THF donor exchange and CO_2 insertion into the $\text{Ln-N}_{\text{imido}}$ bond (carbamate formation). The reactivity studies also include the isolation and structural characterization of the bis(amido) species $\text{Tp}^{\text{tBu,Me}}\text{Ho}(\text{NAd})_2$ ($\text{Ad} = \text{adamantyl}$) and dimethyliminate complex $\text{Tp}^{\text{tBu,Me}}\text{Dy}[\text{NC}(\text{Me})_2](\text{HNAr}^{\text{iPr}})$.

Data availability

Experimental, spectroscopic and structural data supporting this article have been uploaded as part of the ESI. Crystallographic data for all compounds have been deposited at the CCDC under 2312212–2312226, and can be obtained from <https://www.ccdc.cam.ac.uk/structures/>.

Author contributions

TR, synthesis and characterization of compounds, writing original draft; DS, synthesis and characterization of compound **1-Ho^{Ga}**, editing original draft; CM-M, crystallography, editing original draft; RA, conceptualization, supervision, writing and project administration, funding acquisition.

Conflicts of interest

There are no conflicts to declare.

Acknowledgements

We are grateful to Felix Kracht for assistance with recording NMR and IR spectra.

Notes and references

- O. T. Summerscales and J. C. Gordon, Complexes containing multiple bonding interactions between lanthanoid elements and main-group fragments, *RSC Adv.*, 2013, **3**, 66–6692.
- E. Lu, J. Chu and Y. Chen, Scandium Terminal Imido Chemistry, *Acc. Chem. Res.*, 2018, **51**, 557–566.
- D. Schädle and R. Anwander, Rare-earth metal and actinide organoimide chemistry, *Chem. Soc. Rev.*, 2019, **48**, 5752–5805.
- R. Anwander, “Self-Assembly” in Organolanthanide Chemistry: Formation of Rings and Clusters, *Angew. Chem., Int. Ed.*, 1998, **37**, 599–602.
- (a) J. Scott, H. Fan, B. F. Wicker, A. R. Fout, M.-H. Baik and D. J. Mindiola, Lewis Acid Stabilized Methylidene and Oxoscandium Complexes, *J. Am. Chem. Soc.*, 2008, **130**, 14438–14439; (b) Y.-M. So, G.-C. Wang, Y. Li, H. H.-Y. Sung, I. D. Williams, Z. Lin and W.-H. Leung, A Tetravalent Cerium Complex Containing a Ce=O Bond, *Angew. Chem., Int. Ed.*, 2014, **53**, 1626–1629; (c) P. L. Damon, G. Wu, N. Kaltsoyannis and T. W. Hayton, Formation of a Ce(IV) Oxo Complex via Inner Sphere Nitrate Reduction, *J. Am. Chem. Soc.*, 2016, **138**, 12743–12746; (d) M. K. Assefa, G. Wu and T. W. Hayton, Synthesis of a terminal Ce(IV) oxo complex by photolysis of a Ce(III) nitrate complex, *Chem. Sci.*, 2017, **8**, 7873–7878.
- (a) B. F. Wicker, J. Scott, J. G. Andino, X. Gao, H. Park, M. Pink and D. J. Mindiola, Phosphinidene Complexes of Scandium: Powerful PAr Group-Transfer Vehicles to Organic and Inorganic Substrates, *J. Am. Chem. Soc.*, 2010, **132**, 3691–3693; (b) B. Feng, L. Xiang, A. Carpentier, L. Maron, X. Leng and Y. Chen, Scandium-Terminal Boronylphosphinidene Complex, *J. Am. Chem. Soc.*, 2021, **143**, 2705–2709; (c) T. E. Rieser, P. Wetzels, P. Sirsch, C. Maichle-Mössmer and R. Anwander, A Terminal Yttrium Phosphinidene, *J. Am. Chem. Soc.*, 2023, **145**, 4102–4113.
- J. Kratsch and P. W. Roesky, Rare-Earth-Metal Methylidene Complexes, *Angew. Chem., Int. Ed.*, 2014, **53**, 376–383.
- E. Lu, Y. Li and Y. Chen, A scandium terminal imido complex: synthesis, structure and DFT studies, *Chem. Commun.*, 2010, **46**, 4469–4471.
- E. Lu, J. Chu, Y. Chen, M. V. Borzov and G. Li, Scandium terminal imido complex induced C–H bond selenation and formation of an Sc–Se bond, *Chem. Commun.*, 2011, **47**, 743–745.
- W. Rong, J. Cheng, Z. Mou, H. Xie and D. Cui, Facile Preparation of a Scandium Terminal Imido Complex Supported by a Phosphazene Ligand, *Organometallics*, 2013, **32**, 5523–5529.
- J. Chu, X. Han, C. E. Kefalidis, J. Zhou, L. Maron, X. Leng and Y. Chen, Lewis Acid Triggered Reactivity of a Lewis Base Stabilized Scandium-Terminal Imido Complex: C–H Bond Activation, Cycloaddition, and Dehydrofluorination, *J. Am. Chem. Soc.*, 2014, **136**, 10894–10897.
- D. Schädle, M. Meermann-Zimmermann, C. Schädle, C. Maichle-Mössmer and R. Anwander, Rare-Earth Metal Complexes with Terminal Imido Ligands, *Eur. J. Inorg. Chem.*, 2015, 1334–1339.
- E. A. Patrick, Y. Yang, W. E. Piers, L. Maron and B. S. Gelfand, A monoanionic pentadentate ligand platform for scandium–pnictogen multiple bonds, *Chem. Commun.*, 2021, **57**, 8640–8643.
- (a) L. A. Solola, A. V. Zabula, W. L. Dorfner, B. C. Manor, P. J. Carroll and E. J. Schelter, Cerium(IV) Imido Complexes: Structural, Computational, and Reactivity Studies, *J. Am. Chem. Soc.*, 2017, **139**, 2435–2442; (b) T. Cheisson, L. A. Solola, M. R. Gau, P. J. Carroll and E. J. Schelter, Silyl Transfer Pathway to a Ce(IV) Imido Complex, *Organometallics*, 2018, **37**, 4332–4335.



- 15 T. E. Rieser, R. Thim-Spöring, D. Schädle, P. Sirsch, R. Litlabø, K. W. Törnroos, C. Maichle-Mössmer and R. Anwander, Open-Shell Early Lanthanide Terminal Imides, *J. Am. Chem. Soc.*, 2022, **144**, 4102–4113.
- 16 (a) J. C. Gordon, G. R. Giesbrecht, D. L. Clark, P. J. Hay, D. W. Keogh, R. Poli, B. L. Scott and J. G. Watkin, The First Example of a μ_2 -Imido Functionality Bound to a Lanthanide Metal Center: X-ray Crystal Structure and DFT Study of $[(\mu\text{-ArN})\text{Sm}(\mu\text{-NHAr})(\mu\text{-Me})\text{AlMe}_2]_2$ (Ar = 2,6- $i\text{Pr}_2\text{C}_6\text{H}_3$), *Organometallics*, 2002, **21**, 4726–4734; (b) T. Cheisson, K. D. Kersey, N. Mahieu, A. McSkimming, M. R. Gau, P. J. Carroll and E. J. Schelter, Multiple Bonding in Lanthanides and Actinides: Direct Comparison of Covalency in Thorium(IV)- and Cerium(IV)-Imido Complexes, *J. Am. Chem. Soc.*, 2019, **141**, 9185–9190.
- 17 (a) J. Chu, E. Lu, Z. Liu, Y. Chen, X. Leng and H. Song, Reactivity of a Scandium Terminal Imido Complex towards Unsaturated Substrates, *Angew. Chem., Int. Ed.*, 2011, **50**, 7677–7680; (b) Z. Jian, W. Rong, Z. Mou, Y. Pan, H. Xie and D. Cui, Intramolecular C–H bond activation induced by a scandium terminal imido complex, *Chem. Commun.*, 2012, **48**, 7515–7518; (c) J. Chu, E. Lu, Y. Chen and X. Leng, Reversible Addition of the Si–H Bond of Phenylsilane to the Sc=N Bond of a Scandium terminal Imido Complex, *Organometallics*, 2013, **32**, 1137–1140; (d) J. Hong, L. Zhang, K. Wang, Y. Zhang, L. Weng and X. Zhou, Methylidene Rare-Earth-Metal Complexes Mediated Transformations of C=N, N=N and N–H Bonds: New Routes to Imido Rare-Earth-Metal Clusters, *Chem.–Eur. J.*, 2013, **19**, 7865–7873.
- 18 Y. Wang, J. Liang, C. Deng, R. Sun, P.-X. Fu, B. W. Wang, S. Gao and W. Huang, Two-Electron Oxidations at a Single Cerium Center, *J. Am. Chem. Soc.*, 2023, **145**, 22466–22474.
- 19 M. Katzenmayer, F. Kracht, C. Maichle-Mössmer and R. Anwander, Potential precursors for terminal ytterbium(II) imide complexes bearing the tris(3-*tert*-butyl-5-methylpyrazolyl)hydroborato ligand, *Dalton Trans.*, 2023, **72**, 6273–6283.
- 20 (a) D. Schädle, C. Maichle-Mössmer, C. Schädle and R. Anwander, Rare-Earth-Metal Methyl, Amide, and Imide Complexes Supported by a Superbulky Scorpionate Ligand, *Chem.–Eur. J.*, 2015, **21**, 662–670; (b) R. Litlabø, M. Zimmermann, K. Saliu, J. Takats, K. W. Törnroos and R. Anwander, A Rare-Earth Metal Variant of the Tebbe Reagent, *Angew. Chem., Int. Ed.*, 2008, **47**, 9560–9564; (c) M. Zimmermann, J. Takats, G. Kiel, K. W. Törnroos and R. Anwander, Ln(III) methyl and methylidene complexes stabilized by a bulky hydrotris(pyrazolyl)borate ligand, *Chem. Commun.*, 2008, 612–614.
- 21 (a) W. J. Evans, R. Anwander, R. J. Doedens and J. W. Ziller, The Use of Heterometallic Bridging Moieties To Generate Tractable Lanthanide Complexes of Small Ligands, *Angew. Chem. Int. Ed. Engl.*, 1994, **33**, 1641–1644; (b) H. M. Dietrich, G. Raudaschl-Sieber and R. Anwander, Trimethylttrium and Trimethyltutetium, *Angew. Chem., Int. Ed.*, 2005, **44**, 5303–5306.
- 22 K. O. Saliu, J. Chen, R. McDonald and J. Takats, Acid form of Trofimenko's scorpionates, $\text{H}(\text{Tp}^{\text{R,R}'})$; comments on the synthesis and solid-state structure of $\text{H}(\text{Tp}^{\text{tBu,Me}})$, *Aust. J. Chem.*, 2022, **75**, 566–570.
- 23 R. D. Shannon, Revised effective ionic radii and systematic studies of interatomic distances in halides and chalcogenides, *Acta Crystallogr., Sect. A*, 1976, **32**, 751–767.
- 24 S. N. König, N. F. Chilton, C. Maichle-Mössmer, E. M. Pineda, T. Pugh, R. Anwander and R. A. Layfield, Fast magnetic relaxation in an octahedral dysprosium tetramethyl-aluminate complex, *Dalton Trans.*, 2014, **43**, 3035–3038.
- 25 C. Schädle, D. Schädle, K. Eichele and R. Anwander, Methylaluminum-Supported Rare-Earth-Metal Dihydrides, *Angew. Chem., Int. Ed.*, 2013, **52**, 13238–13242.
- 26 J. Scott, F. Basuli, A. R. Fout, J. C. Huffman and D. J. Mindiola, Evidence for the Existence of a Terminal Imidoscandium Compound: Intramolecular C–H Activation and Complexation Reactions with the Transient Sc=NAr Species, *Angew. Chem., Int. Ed.*, 2008, **47**, 8502–8505.
- 27 (a) H. J. Heeres, A. Meetsma and J. H. Teuben, CH Activation of Acetonitrile by Alkyl Compounds of the Early Lanthanoids: Dimeric Cyanomethyl-Lanthanoid Complexes with CH_2CN Bridges, *Angew. Chem., Int. Ed.*, 1990, **29**, 420–422; (b) R. Duchateau, C. T. van Wee and J. H. Teuben, Insertion and C–H Bond Activation of Unsaturated Substrates by Bis(benzamidinato)yttrium Alkyl, $[\text{PhC}(\text{NSiMe}_3)_2]_2\text{YR}$ (R = CH_2Ph , THF, $\text{CH}(\text{SiMe}_3)_2$, and Hydrido, $\{[\text{PhC}(\text{NSiMe}_3)_2]_2\text{Y}(\mu\text{-H})\}_2$, Compounds, *Organometallics*, 1996, **15**, 2291–2302.
- 28 J. E. Bercaw, D. L. Davies and P. T. Wolczanski, Reactions of Alkyl and Hydride Derivatives of Permethylscandocene and -zirconocene with Nitriles and Amines. Catalytic Hydrogenation of *tert*-Butyl Cyanide with Permethylscandocene Hydride, *Organometallics*, 1985, **5**, 443–450.
- 29 W.-Y. Yeh, C.-S. Ting, S.-M. Peng and G.-H. Lee, Reduction of Acetonitrile Ligand on $\text{W}(\text{PhCCPh})_3(\text{NCMe})$ and $\text{W}(\eta^4\text{-C}_4\text{Ph}_4)(\text{PhCCPh})_2(\text{NCMe})$: Crystal Structure of $\text{W}(\text{PCCPh})_3(\text{NH}=\text{C}(\text{Me})_2)$, *Organometallics*, 1995, **14**, 1417–1422.
- 30 A. G. Trambitas, T. K. Panda, J. Jenter, P. W. Roesky, C. Danilucic, C. G. Hrib, P. Jones and M. Tamm, Rare-Earth Metal Alkyl, Amido, and Cyclopentadienyl Complexes Supported by Imidazolin-2-iminato Ligands: Synthesis, Structural Characterization, and Catalytic Application, *Inorg. Chem.*, 2010, **49**, 2435–2446.
- 31 T. K. Panda, S. Randoll, C. G. Hrib, P. Jones, T. Bannenberg and M. Tamm, Syntheses and structures of mononuclear lutetium imido complexes with very short Lu–N bonds, *Chem. Commun.*, 2007, 5007–5009.
- 32 J. Chu, C. Wang, L. Xiang, X. Leng and Y. Chen, Reactivity of Scandium terminal Imido Complex toward Boranes: C(sp³)–H Bond Borylation and B–O Bond Cleavage, *Organometallics*, 2017, **36**, 4620–4625.
- 33 D. M. Lyubov, G. K. Fukin and A. A. Trifonov, N,N'-Diisopropyl-N''-bis(trimethylsilyl)guanidinate Ligand as



- a Supporting Coordination Environment in Yttrium Chemistry. Synthesis, Structure, and Properties of Complexes $[(\text{Me}_3\text{Si})_2\text{NC}(\text{Ni-Pr})_2]\text{YCl}_2(\text{THF})_2$, $[(\text{Me}_3\text{Si})_2\text{NC}(\text{Ni-Pr})_2]\text{Y}(\text{CH}_2\text{SiMe}_3)_2(\text{THF})_2$, and $[(\text{Me}_3\text{Si})_2\text{NC}(\text{Ni-Pr})_2]\text{Y}[\mu\text{-H}](\mu\text{-Et})_2\text{BEt}_2(\text{THF})_2$, *Inorg. Chem.*, 2007, **46**, 11450–11456.
- 34 W. J. Evans, S. E. Lorenz and J. W. Ziller, Yttrium metallocene borane chemistry: isolation of 9-BBN substitution and coordination complexes in a single crystal, $\{(\text{C}_5\text{Me}_5)_2\text{Y}[\eta^3\text{-C}_3\text{H}_4(\text{BC}_8\text{H}_{14})]\}$ and $\{(\text{C}_5\text{Me}_5)_2\text{Y}(\mu\text{-H})_2(\text{BC}_8\text{H}_{14})\}$, *Chem. Commun.*, 2007, 4662–4664.
- 35 J. Long, A. N. Selikhov, N. Y. Radkova, A. V. Cherkasov, Y. Guari, J. Larionova and A. A. Trifonov, Synthesis, Structures and Magnetic Properties of two Heteroleptic Dy^{3+} Borohydride Complexes, *Eur. J. Inorg. Chem.*, 2021, 3008–3012.
- 36 X. W. Zhang, G. H. Maunder, S. Gießmann, R. MacDonald, M. J. Ferguson, A. H. Bond, R. D. Rogers, A. Sella and J. Takats, Stable heteroleptic complexes of divalent lanthanides with bulky pyrazolylborate ligands – iodides, hydrocarbyls and triethylborohydrides, *Dalton Trans.*, 2011, **40**, 195–210.
- 37 (a) D. L. Reger, J. A. Lindemann and L. Lebioda, Synthesis, X-ray Crystal Structure, and Multinuclear NMR Study of the Dynamic Behavior of Tris[dihydridobis(1-pyrazolyl)borato]yttrium(III): A Molecule with Three Three-Center, Two-Electron Bonds, *Inorg. Chem.*, 1988, **27**, 1890–1896; (b) M. Akita, K. Ohta, Y. Takahashi, S. Hikichi and Y. Morooka, Synthesis and Structure Determination of Rh–diene Complexes with the Hydridotris(3,5-diisopropylpyrazolyl)borate ligand, $\text{Tp}^{\text{iPr}}\text{Rh}(\text{diene})$ (diene = cod, nbd): Dependence of the $\nu(\text{B-H})$ Values on the Hapticity of the Tp^{iPr} Ligand (κ^2 vs. κ^3), *Organometallics*, 1997, **16**, 4121–4128; (c) X. Zhang, R. MacDonald and J. Takats, Synthesis and structure of the first bis-hydridotris(3-*t*Bu-5-Mepyrzoly)borate complexes, $\text{Ln}(\text{Tp}^{\text{tBu,Me}})_2$ (Ln = Sm, Yb): fluxionality, bonding mode exchange and B-H-Ln bridge bonding, *New J. Chem.*, 1995, **19**, 573–585.
- 38 E. N. Lapsheva, T. Cheisson, C. Álvarez Lamsfus, P. J. Carroll, M. R. Gau, L. Maron and E. J. Schelter, Reactivity of Ce(IV) imido compounds with heteroallenes, *Chem. Commun.*, 2020, **56**, 4781–4784.

