

Cite this: *Chem. Sci.*, 2024, 15, 11550

All publication charges for this article have been paid for by the Royal Society of Chemistry

Received 28th March 2024

Accepted 7th June 2024

DOI: 10.1039/d4sc02075h

rsc.li/chemical-science

# Synthesis and application of well-defined $[\text{Ph}_4\text{P}]^+[\text{Cu}(\text{CF}_2\text{CF}_3)_2]^-$ complex as a versatile pentafluoroethylating reagent†

Tao Dong,<sup>a</sup> Qilong Shen<sup>id</sup>\*<sup>b</sup> and Gavin Chit Tsui<sup>id</sup>\*<sup>ac</sup>

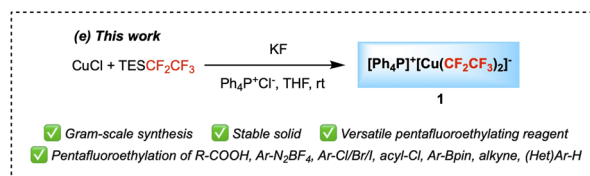
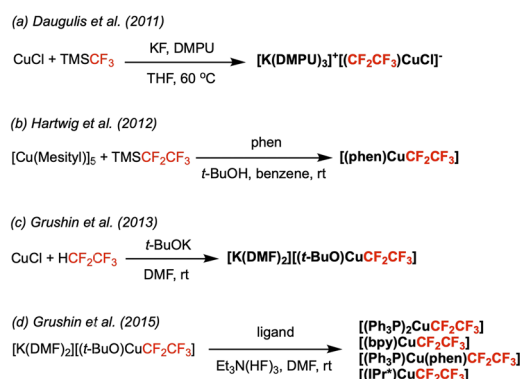
We herein describe the preparation and application of a new bis(pentafluoroethylated) organocuprate  $[\text{Ph}_4\text{P}]^+[\text{Cu}(\text{CF}_2\text{CF}_3)_2]^-$ . This complex has demonstrated a remarkable range of reactivities towards carboxylic acids, diazonium salts, organic halides, boronic esters, terminal alkynes and (hetero)arenes as a versatile pentafluoroethylating reagent. The construction of  $\text{C}(\text{sp}^3)-\text{C}(\text{sp}^2)-\text{C}(\text{sp})-\text{CF}_2\text{CF}_3$  bonds can therefore be achieved using a single reagent.

## Introduction

Perfluoroalkylated molecules represent a significant portion of existing pharmaceutical compounds or drug candidates owing to their desirable biological and chemophysical properties.<sup>1</sup> Consequently, methods for introducing perfluoroalkyl groups into organic molecules have become increasingly important.<sup>2</sup> Trifluoromethylation, the introduction of the smallest perfluoroalkyl group  $\text{CF}_3$ , has reached a certain level of maturity.<sup>3</sup> In contrast, the development of analogous *pentafluoroethylation* for introducing the  $\text{CF}_2\text{CF}_3$  group has been lagging drastically behind.<sup>4</sup> Biologically active compounds containing the pentafluoroethyl group do exist including the angiotensin II receptor antagonist DuP 532,<sup>5a</sup> antihypertensive potassium channel opener KC-515 (ref. 5b) and fulvestrant for treating breast cancer.<sup>5c</sup> The number of marketed drugs containing  $\text{CF}_2\text{CF}_3$ , however, is much lower than that of the  $\text{CF}_3$ -containing drugs, despite some evidence pointing to the superior biological activities of the pentafluoroethylated congeners.<sup>6</sup> Thus, new methods for synthesizing pentafluoroethylated molecules with diverse structures will be crucial for their future applications as therapeutic agents.<sup>7</sup>

The identification of accessible and easy-to-handle pentafluoroethylating reagents has been the bottleneck for developing pentafluoroethylation reactions. In this regard, pioneering works on the preparation and applications of transition-metal-based reagents ( $\text{MCF}_2\text{CF}_3$ ;  $\text{M} = \text{Cu}$ ,<sup>8</sup>  $\text{Zn}$ ,<sup>9</sup>  $\text{Ag}$ ,<sup>10</sup>

$\text{Pd}$ ,<sup>11</sup>  $\text{Ir}^{12}$ ) have significantly broadened the reaction scope. Yet, with few exceptions, many of these reagents were not well-characterized and often *in situ* generated. For instance, Hu *et al.*<sup>8i,j,n,p</sup> and Ogoshi *et al.*<sup>8k</sup> reported the *in situ* generation of  $\text{CuCF}_2\text{CF}_3$  using  $\text{TMSCF}_3$  and tetrafluoroethylene (TFE), respectively, and studied their reactions with aryl iodides. In terms of well-defined  $\text{CuCF}_2\text{CF}_3$  complexes, several examples can be found in the literature (Scheme 1). Daugulis *et al.* first described the synthesis of  $[\text{K}(\text{DMPU})_3]^+[(\text{CF}_2\text{CF}_3)\text{CuCl}]^-$  from  $\text{CuCl}$ ,  $\text{KF}$  and  $\text{TMSCF}_3$  in  $\text{DMPU}/\text{THF}$  (14% yield), which was characterized by NMR spectroscopy and X-ray crystallography (Scheme 1a).<sup>8q</sup> This anionic complex was a temperature and moisture sensitive solid that decomposed at room temperature

Scheme 1 Preparation of well-defined  $[\text{CuCF}_2\text{CF}_3]$  complexes.<sup>a</sup>Department of Chemistry, The Chinese University of Hong Kong, Shatin, New Territories, Hong Kong SAR, China. E-mail: gcttsui@cuhk.edu.hk<sup>b</sup>Key Laboratory of Organofluorine Chemistry, Shanghai Institute of Organic Chemistry, 345 Lingling Lu, Shanghai, 200032, China. E-mail: shenql@sioc.ac.cn<sup>c</sup>Shanghai-Hong Kong Joint Laboratory in Chemical Synthesis, Shanghai Institute of Organic Chemistry, The Chinese Academy of Sciences, Shanghai 200032, China† Electronic supplementary information (ESI) available. CCDC 2325717. For ESI and crystallographic data in CIF or other electronic format see DOI: <https://doi.org/10.1039/d4sc02075h>

under argon over few hours. Subsequently, Hartwig *et al.* reported the preparation of  $[(\text{phen})\text{CuCF}_2\text{CF}_3]$  from  $[\text{Cu}(\text{Mesityl})]_3$ , *t*-BuOH, 1,10-phenanthroline (phen) and  $\text{TMSCF}_2\text{CF}_3$  (Scheme 1b).<sup>8b</sup> This complex was effective for the pentafluoroethylation of arylboronate esters and heteroaryl bromides.<sup>8e</sup> Grushin *et al.* described the cupration of pentafluoroethane ( $\text{HCF}_2\text{CF}_3$ ) gas with  $[\text{K}(\text{DMF})][(\text{t-BuO})_2\text{Cu}]$  to generate the  $[\text{K}(\text{DMF})][(\text{t-BuO})\text{CuCF}_2\text{CF}_3]$  complex with X-ray structural proof (Scheme 1c).<sup>8c</sup> A broad scope of pentafluoroethylation of aryl/vinyl iodides and bromides was demonstrated with this complex.<sup>8g</sup> Moreover, the same group prepared four  $[\text{L}_n\text{CuCF}_2\text{CF}_3]$  complexes bearing different ligands (L) using  $[\text{K}(\text{DMF})_2][(\text{t-BuO})\text{CuCF}_2\text{CF}_3]$  and obtained their X-ray crystal structures (Scheme 1d).<sup>8f</sup> The  $[(\text{Ph}_3\text{P})\text{Cu}(\text{phen})\text{CF}_2\text{CF}_3]$  complex was shown to be useful for the pentafluoroethylation of acid chlorides.

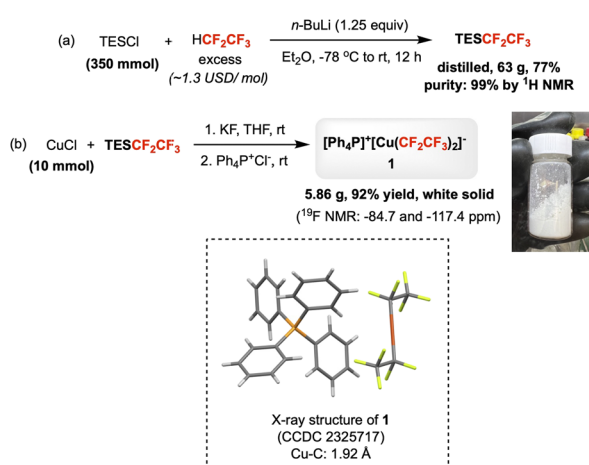
We herein describe the synthesis of a novel bispentafluoroethylated organocuprate  $[\text{Ph}_4\text{P}]^+[\text{Cu}(\text{CF}_2\text{CF}_3)_2]^-$  **1** (Scheme 1e). This complex can be prepared on gram-scale and is a stable solid at room temperature under argon for months. More importantly, **1** has demonstrated a broad spectrum of reactivity as a versatile pentafluoroethylating reagent that is superior than previous  $\text{CuCF}_2\text{CF}_3$  complexes. For instance, **1** was highly reactive towards not only aryl diazonium salts and iodides, but also difficult substrates such as aryl bromides and chlorides. In addition, **1** could be applied in challenging decarboxylative pentafluoroethylation, oxidative pentafluoroethylation of aryl pinacol boronic esters/alkynes, or even direct C–H bond pentafluoroethylation.

## Results and discussion

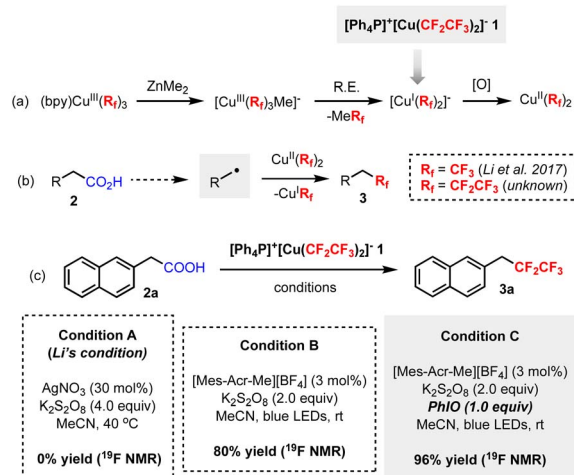
We have recently reported the first preparation of  $[\text{Ph}_4\text{P}]^+[\text{Cu}(\text{CF}_3)_2]^-$  complex<sup>13a</sup> from  $\text{TMSCF}_3$  and its usage in trifluoromethylation of organic halides with detailed mechanistic investigation.<sup>13b,c</sup> Subsequently,  $[\text{Ph}_4\text{P}]^+[\text{Cu}(\text{CF}_2\text{H})_2]^-$  was synthesized using  $\text{TMSCF}_2\text{H}$  and proved to be a powerful difluoromethylating reagent.<sup>14</sup> However, the

pentafluoroethylated analogue remained unknown. We decided to use  $\text{TESCF}_2\text{CF}_3$  as a potential pentafluoroethyl source for the synthesis of  $\text{CuCF}_2\text{CF}_3$  complex (Scheme 2). The  $\text{TESCF}_2\text{CF}_3$  was conveniently prepared from the low-cost pentafluoroethane (HFC-125, fire suppression agent/ozon-friendly refrigerant) and triethylchlorosilane on 350 mmol scale (Scheme 2a).<sup>15</sup> When initially applying the original protocol for the preparation of  $[\text{Ph}_4\text{P}]^+[\text{Cu}(\text{CF}_3)_2]^-$  complex<sup>13a</sup> using  $\text{TESCF}_2\text{CF}_3$ , only trace product was detected. By increasing the equivalents of  $\text{TESCF}_2\text{CF}_3$  and KF with prolonged reaction time, the product formation was significantly improved. Thus, a two-step procedure was followed (Scheme 2b): (1) reacting  $\text{CuCl}$  with  $\text{TESCF}_2\text{CF}_3$  (4.0 equiv.) and KF (8.0 equiv.) in THF at room temperature overnight; (2) adding tetraphenylphosphonium chloride  $\text{Ph}_4\text{P}^+\text{Cl}^-$  (1.0 equiv.) at room temperature and stirring for 2 h. To our delight, the  $[\text{Ph}_4\text{P}]^+[\text{Cu}(\text{CF}_2\text{CF}_3)_2]^-$  complex **1** was successfully isolated in 92% yield (5.86 g, white solid) on 10 mmol scale. This complex was fully characterized by  $^1\text{H}$ ,  $^{19}\text{F}$  and  $^{31}\text{P}$  NMR spectroscopy as well as high-resolution mass spectrometry. The structure was unambiguously confirmed by X-ray crystallography.

Carboxylic acids are naturally abundant materials that are readily available, inexpensive and stable. As a result, decarboxylative cross-coupling of carboxylic acids has drawn tremendous attention in the synthetic community in recent years.<sup>16</sup> The conversion of  $\text{CO}_2\text{H}$  group to  $\text{CF}_3$  *via* decarboxylative trifluoromethylation has emerged as a viable perfluoroalkylation strategy.<sup>17</sup> To the best of our knowledge, decarboxylative pentafluoroethylation remains unknown. Li *et al.* pioneered the decarboxylative trifluoromethylation of aliphatic carboxylic acids using a  $\text{Cu}(\text{III})$  complex  $(\text{bpy})\text{Cu}(\text{CF}_3)_3$  as the reagent.<sup>17a</sup> In their proposed mechanism,  $(\text{bpy})\text{Cu}(\text{CF}_3)_3$  reacts with  $\text{ZnMe}_2$  to generate the  $[\text{Cu}(\text{CF}_3)_3\text{Me}]^-$  anion, which undergoes reductive elimination to form the key  $[\text{Cu}(\text{CF}_3)_2]^-$  anion (Scheme 3a). In the presence of an oxidant,  $[\text{Cu}^{\text{I}}(\text{CF}_3)_2]^-$  anion becomes  $\text{Cu}^{\text{II}}(\text{CF}_3)_2$ . Decarboxylation of carboxylic acid **2** would lead to the alkyl radical, in Li's report a silver(II) salt was



Scheme 2 Synthesis of bispentafluoroethylated organocuprate  $[\text{Ph}_4\text{P}]^+[\text{Cu}(\text{CF}_2\text{CF}_3)_2]^-$  **1**.



Scheme 3 Initial investigation of decarboxylative pentafluoroethylation of aliphatic carboxylic acids using **1**.

employed for this purpose. This radical can react with the  $\text{Cu}^{\text{II}}(\text{CF}_3)_2$  species to generate product **3** with the formation of a C– $\text{CF}_3$  bond (Scheme 3b). We envisioned that our  $\text{Cu}(\text{I})$  complex  $[\text{Ph}_4\text{P}]^+[\text{Cu}(\text{CF}_2\text{CF}_3)_2]^-$  1 can intercept this reaction pathway bypassing the reductive elimination from the  $\text{Cu}(\text{III})$  anion to achieve decarboxylative pentafluoroethylation. However, the reactivity and compatibility of this complex in the decarboxylation conditions were unclear to us at the outset.

An initial attempt using Li's conditions (A)<sup>17a</sup> with **1** and **2a** failed to provide any products (Scheme 3c). However, we were delighted to find that by using the photocatalyst 9-mesityl-10-methylacridinium tetrafluoroborate  $[\text{Mes-Acr-Me}]^+[\text{BF}_4]^-$  under blue light irradiation (condition B), the desired product **3a** could be obtained in 80% yield. Although visible-light-induced decarboxylative functionalization of carboxylic acids has been well-studied,<sup>18a,c</sup> its application to perfluoroalkylation is limited.<sup>18b,c</sup> Extensive screening of reaction parameters including photocatalysts, oxidants, additives and solvents was carried out to improve the yield.<sup>19</sup> It was found that adding a hypervalent iodine(III) reagent PhIO (iodosylbenzene)<sup>20</sup> could enhance the yield to 96% (condition C).

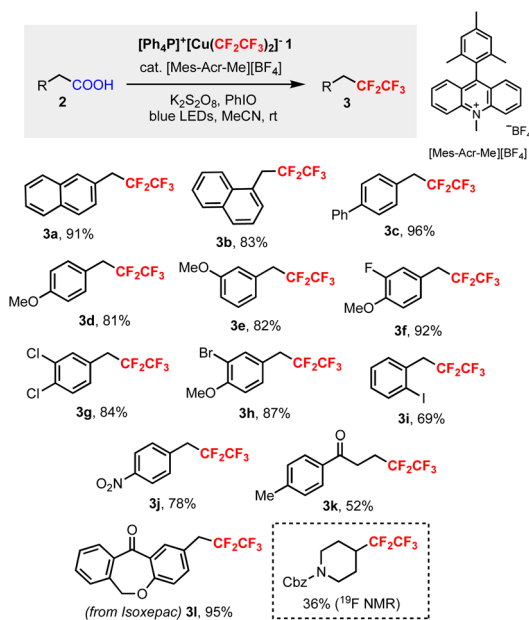
The scope of aliphatic carboxylic acids **2** in the decarboxylative pentafluoroethylation using **1** was subsequently studied (Scheme 4). Under the optimized conditions, a variety of carboxylic acids containing benzylic  $\text{CO}_2\text{H}$  group could be converted to the corresponding pentafluoroethylated products **3a–j**. The reaction tolerated electron-donating (**3d**) and electron-withdrawing (**3j**) aryl substituents. Halogens including fluoro (**3f**), chloro (**3g**), bromo (**3h**) and iodo (**3i**) groups were also compatible. A  $\gamma$ -keto acid was suitable substrate in the reaction (**3k**). Moreover, the anti-inflammatory agent Isoxepac could be

pentafluoroethylated in excellent yield (**3l**). However, a secondary carboxylic acid only gave a low yield.

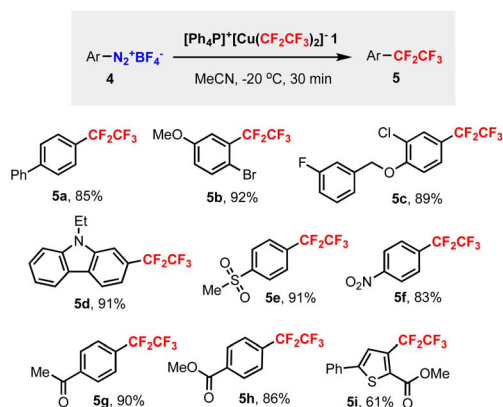
Based on literature evidence,<sup>18c</sup> the following plausible reaction mechanism is proposed for the decarboxylative pentafluoroethylation of **2** with reagent **1** (see the ESI† for proposed mechanisms and control experiments). The photocatalyst  $[\text{Mes-Acr-Me}]^+$  is activated by visible light, which then undergoes single-electron oxidation of carboxylate  $\text{R-CH}_2\text{-COO}^-$  (from **2**) to give acyloxyl radical  $\text{R-CH}_2\text{-COO}^\bullet$  and generate the  $[\text{Mes-Acr-Me}]^\bullet$  species. Decarboxylation of  $\text{R-CH}_2\text{-COO}^\bullet$  leads to  $\text{R-CH}_2$  alkyl radical. Meanwhile,  $[\text{Cu}^{\text{I}}(\text{CF}_2\text{CF}_3)_2]^-$  1 is oxidized to  $\text{Cu}^{\text{II}}(\text{CF}_2\text{CF}_3)_2$  which then reacts with the  $\text{R-CH}_2$  radical to form the  $\text{R-CH}_2\text{-CF}_2\text{CF}_3$  product **3** (cf. Scheme 3b).<sup>17a</sup> Finally,  $[\text{Mes-Acr-Me}]^\bullet$  is oxidized *via* SET to regenerate the catalyst  $[\text{Mes-Acr-Me}]^+$ . Adding PhIO can lead to the formation of phenyliodine(III) dicarboxylates  $(\text{RCH}_2\text{COO})_2\text{I}^{\text{Ph}}$ , which are known to undergo decarboxylation in the presence of copper(I) complexes to generate  $\text{R-CH}_2$  alkyl radical.<sup>20</sup> It is possible that both pathways contributed to the formation of **3** from **2**.

Arenediazonium salts are useful substrates for Sandmeyer-type trifluoromethylation and can be made from inexpensive aromatic amines.<sup>21</sup> However, the corresponding pentafluoroethylation is far less explored. One report in the literature by Hu *et al.*<sup>8n</sup> described the copper-mediated pentafluoroethylation of arenediazonium tetrafluoroborates with *in situ* generated tetrafluoroethylene (TFE) from  $\text{TMSCF}_3$  and NaI. By adding  $\text{CuSCN}$  and  $\text{CsF}$  to TFE, the " $\text{CuCF}_2\text{CF}_3$ " species is formed which can react with the diazonium salt.<sup>22</sup> We found that **1** was remarkably reactive with arenediazonium salts **4** even at  $-20^\circ\text{C}$  (Scheme 5).<sup>23</sup> Within 30 min, various arenediazonium tetrafluoroborates could be converted directly to pentafluoroethyl arenes **5** in good yields. The reaction exhibited good functional group tolerability towards halo (**5b**, **5c**), amine (**5d**), sulfone (**5e**), nitro (**5f**), ketone (**5g**), ester (**5h**) and heteroaryl (**5i**) groups. This protocol was operationally straightforward without the use of separate reagents/additives and the conditions were mild and fast.

(Hetero)aryl halides could be pentafluoroethylated using **1** based on analogous trifluoromethylation conditions<sup>13a</sup>



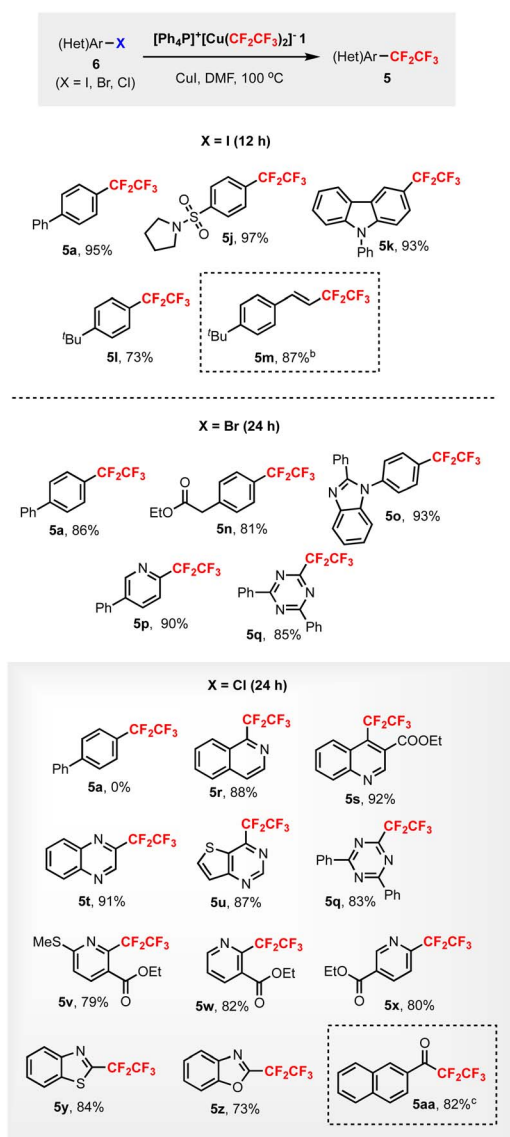
**Scheme 4** Scope of decarboxylative pentafluoroethylation using **1**.<sup>a</sup> <sup>a</sup>General conditions: **1** (0.2 mmol), **2** (0.4 mmol),  $[\text{Mes-Acr-Me}][\text{BF}_4]$  (3 mol%),  $\text{K}_2\text{S}_2\text{O}_8$  (0.4 mmol), PhIO (0.2 mmol), MeCN (2.0 mL), blue LEDs, rt for 12 h under argon. Isolated yields based on **1**.



**Scheme 5** Pentafluoroethylation of arenediazonium tetrafluoroborates using **1**.<sup>a</sup> <sup>a</sup>General conditions: **1** (0.2 mmol), **4** (0.2 mmol), MeCN (2.0 mL), under argon. Isolated yields.



(Scheme 6). Aryl iodides were quite reactive within 12 h to provide products **5a**, **5j–l** in good yields. An example of alkenyl iodide in pentafluoroethylation was also demonstrated (**5m**). Aryl and heteroaryl bromides gave products **5a**, **5n–q** in good yields after 24 h. In contrast, aryl chlorides were much less reactive than aryl iodide and aryl bromide, often were inert in previously reported pentafluoroethylation protocols.<sup>24</sup> Actually, reaction of unactivated 4-biphenyl chloride with **1** did not generate compound **5a** at all. However, activated heteroaryl chlorides containing isoquinoline (**5r**), quinoline (**5s**), quinoxaline (**5t**), pyrimidine (**5u**), triazine (**5q**), nicotinate (**5v–x**), benzothiazole (**5y**) and benzoxazole (**5z**) cores did react with reagent **1** to afford pentafluoroethylated heteroarenes in 73–92% yields. Intriguingly, an acid chloride (2-naphthoyl chloride)

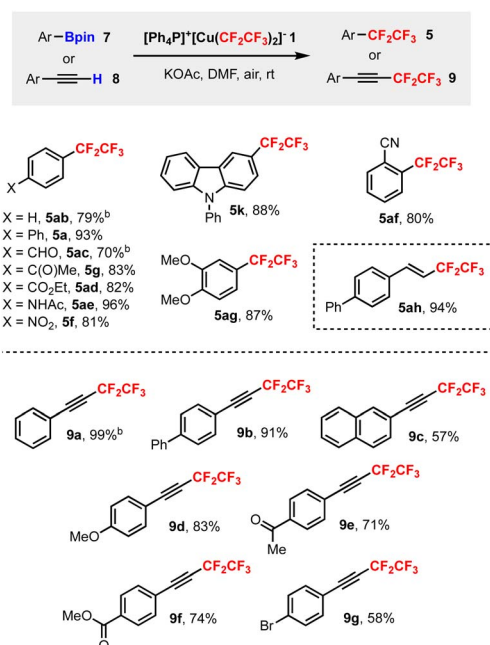


**Scheme 6** Pentafluoroethylation of (hetero)aryl halides using **1**.<sup>a</sup>  
<sup>a</sup>General conditions: **1** (0.3 mmol), **6** (0.2 mmol), CuI (0.2 mmol), DMF (2.0 mL), under argon. Isolated yields. <sup>b</sup>dr = 17 : 1 from starting alkenyl iodide. <sup>c</sup>Conditions: 2-naphthoyl chloride (0.2 mmol), **1** (0.3 mmol), THF (2.0 mL), 60 °C for 12 h, under argon.

was able to generate the pentafluoroethylated ketone **5aa** at lower temperature (60 °C) without the CuI additive.<sup>8f</sup>

Furthermore, reagent **1** was effective in oxidative pentafluoroethylation of aryl boronic esters **7** and terminal alkynes **8** under mild conditions (Scheme 7).<sup>25</sup> Thus, pentafluoroethylated arenes **5** were synthesized from the corresponding aryl-Bpin tolerating aldehyde, ester, amide, nitro and nitrile groups. An alkenyl-Bpin substrate also gave the product (**5ah**). Readily available terminal alkynes were directly converted to pentafluoroethylated internal alkynes **9a–g** showing good functional group tolerance. The simple operations (open to air) and the use of air as a green oxidant were the advantages of these reactions.

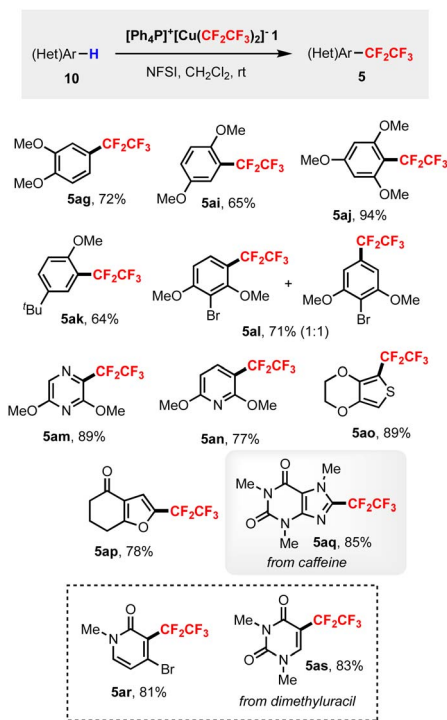
The direct conversion of C–H bonds to C–R<sub>f</sub> bonds bypassing the requirement of prefunctionalized substrates is a very desirable strategy. Trifluoromethylation of arene C–H bonds has been reported by Zhang *et al.* using a high-valent Cu(III)-CF<sub>3</sub> complex.<sup>26</sup> However, to the best of our knowledge, the corresponding pentafluoroethylation using copper-based reagents is unknown. In the literature, the C–H bond pentafluoroethylation has been achieved by employing nickel catalysts,<sup>27a,b</sup> cobalt complexes<sup>27c</sup> and photocatalytic methods.<sup>27d,e</sup> We discovered that our CuCF<sub>2</sub>CF<sub>3</sub> complex **1** was capable of pentafluoroethylating arenes and heteroarenes in the presence of an oxidant (Scheme 8). Different oxidants including K<sub>2</sub>S<sub>2</sub>O<sub>8</sub>, PIDA, Selectfluor, Oxone and NFSI were screened and NFSI showed the best reactivity.<sup>19</sup> Thus, at room temperature, aromatic C–H bonds could be converted to C–CF<sub>2</sub>CF<sub>3</sub> bonds (**5ag**, **5ai–5al**). Heteroaromatic C–H bonds including pyrazine (**5am**), pyridine



**Scheme 7** Aerobic pentafluoroethylation of boronic esters and terminal alkynes using **1**.<sup>a</sup>  
<sup>a</sup>General conditions using boronic esters: **1** (0.3 mmol), **7** (0.2 mmol), KOAc (0.3 mmol), DMF (2.0 mL), open to air, 12 h. Isolated yields. General conditions using terminal alkynes: **1** (0.24 mmol), **8** (0.2 mmol), KOAc (0.3 mmol), DMF (2.0 mL), open to air, 12 h. Isolated yields. <sup>b</sup>Yield determined by <sup>19</sup>F NMR using benzotrifluoride as the internal standard.







**Scheme 8** Oxidative pentafluoroethylation of (hetero)aromatic C–H bond using **1**.<sup>a</sup> General conditions: **1** (0.2 mmol), **10** (1.0 mmol), NFSI (0.6 mmol), CH<sub>2</sub>Cl<sub>2</sub> (2.0 mL), under argon, 12 h. Isolated yields.

(**5an**), thiophene (**5ao**) and furan (**5ap**) were also reactive. Interestingly, the C–H bond of *caffeine* could be smoothly functionalized to afford the pentafluoroethylated *caffeine* **5aq**. Moreover, the alkenyl C–H bond pentafluoroethylation was achieved to give compound **5ar** and an uracil derivative **5as**. It was found that the electron-rich arenes were more reactive than the electron-poor ones. In comparison with 1,4-dimethoxybenzene (**5ai**, 65%), 1,4-dibromobenzene (14%) and 1,4-dinitrobenzene (<5%) gave low yields even at elevated temperature (60 °C in DCE). This is likely due to the electrophilic nature of the pentafluoroethyl radical generated *in situ*, which is more reactive towards the electron-rich arenes.

## Conclusions

In conclusion, we have synthesized and characterized a novel [Ph<sub>4</sub>P]<sup>+</sup>[Cu(CF<sub>2</sub>CF<sub>3</sub>)<sub>2</sub>]<sup>-</sup> complex **1**. This complex proved to be a highly versatile pentafluoroethylating reagent. A diverse array of pentafluoroethylation reactions of carboxylic acids, diazonium salts, organic halides, boronic esters, terminal alkynes and (hetero)arenes were developed using **1**. Therefore, one reagent was capable of constructing all C(sp<sup>3</sup>)–, C(sp<sup>2</sup>) and C(sp)–CF<sub>2</sub>CF<sub>3</sub> bonds. It is worth mentioning that the [Ph<sub>4</sub>P]<sup>+</sup>[Cu(CF<sub>2</sub>CF<sub>3</sub>)<sub>2</sub>]<sup>-</sup> complex **1** has demonstrated superior reactivities than its [Ph<sub>4</sub>P]<sup>+</sup>[Cu(CF<sub>3</sub>)<sub>2</sub>]<sup>-</sup> counterpart.<sup>19</sup> For instance, pentafluoroethylation of carboxylic acid, diazonium salt, arene C–H bond and heteroaryl chloride using **1** gave significantly higher yields than the corresponding trifluoromethylation with

[Ph<sub>4</sub>P]<sup>+</sup>[Cu(CF<sub>3</sub>)<sub>2</sub>]<sup>-</sup>. Further transformations of **1** and studies of reaction mechanisms are ongoing in our laboratories.

## Data availability

The data supporting this article have been included as part of the ESI.†

## Author contributions

The manuscript was written through the contributions of all authors. All authors have approved the final version of the manuscript.

## Conflicts of interest

There are no conflicts to declare.

## Acknowledgements

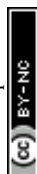
This work was supported by the Research Grants Council of Hong Kong (NSFC/RGC Joint Research Scheme, N\_CUHK403/20), the Chinese University of Hong Kong (Faculty of Science – Direct Grant for Research), the National Key Research and Development Program of China (No. 2021YFF0701700), the National Natural Science Foundation of China (22061160465) and the Strategic Priority Research Program of the Chinese Academy of Sciences (XDB0590000). We also thank the Key Laboratory of Organofluorine Chemistry, Shanghai Institute of Organic Chemistry, Chinese Academy of Sciences for funding.

## Notes and references

- Representative reviews: (a) K. Müller, C. Faeh and F. Diederich, *Science*, 2007, **317**, 1881; (b) S. Purser, P. R. Moore, S. Swallow and V. Gouverneur, *Chem. Soc. Rev.*, 2008, **37**, 320; (c) D. O'Hagan, *Chem. Soc. Rev.*, 2008, **37**, 308; (d) T. Furuya, A. S. Kamlet and T. Ritter, *Nature*, 2011, **473**, 470; (e) J. Wang, M. J. Sánchez-Roselló, L. Aceña, C. del Pozo, A. E. Sorochinsky, S. Fustero, V. A. Soloshonok and H. Liu, *Chem. Rev.*, 2014, **114**, 2432; (f) M. Inoue, Y. Sumii and N. Shibata, *ACS Omega*, 2020, **5**, 10633; (g) N. Wang, H. Mei, G. Dhawan, W. Zhang, J. Han and V. A. Soloshonok, *Molecules*, 2023, **28**, 3651.
- A recent review: R. Britton, V. Gouverneur, J.-H. Lin, M. Meanwell, C. Ni, G. Pupo, J.-C. Xiao and J. Hu, *Nat. Rev. Methods Primers*, 2021, **1**, 47.
- Representative reviews on trifluoromethylation: (a) O. A. Tomashenko and V. V. Grushin, *Chem. Rev.*, 2011, **111**, 4475; (b) T. Liu and Q. Shen, *Eur. J. Org. Chem.*, 2012, **2012**, 6679; (c) T. Liang, C. N. Neumann and T. Ritter, *Angew. Chem., Int. Ed.*, 2013, **52**, 8214; (d) L. Chu and F.-L. Qing, *Acc. Chem. Res.*, 2014, **47**, 1513; (e) C. Alonso, E. Martínez de Marigorta, G. Rubiales and F. Palacios, *Chem. Rev.*, 2015, **115**, 1847; (f) C. Ni, M. Hu and J. Hu, *Chem. Rev.*, 2015, **115**, 765; (g) X. Yang, T. Wu, R. J. Phipps and F. D. Toste, *Chem. Rev.*, 2015, **115**, 826; (h)



- T. Chatterjee, N. Iqbal, Y. You and E. J. Cho, *Acc. Chem. Res.*, 2016, **49**, 2284; (i) X. Yang and G. C. Tsui, *Synlett*, 2022, **33**, 713.
- 4 A topic search on SciFinder during the preparation of this manuscript using “trifluoromethylation” and “pentafluoroethylation” as keywords revealed ca. 31 000 vs. 800 references, respectively.
- 5 (a) A. T. Chiu, D. J. Carini, J. V. Duncia, K. H. Leung, D. E. McCall, J. Price, A. William, P. C. Wong, R. D. Smith, R. R. Wexler and P. B. M. W. M. Timmermans, *Biochem. Biophys. Res. Commun.*, 1991, **177**, 209; (b) N. Taka, H. Koga, H. Sato, T. Ishizawa, T. Takahashi and J. Imagawa, *Bioorg. Med. Chem.*, 2000, **8**, 1393; (c) I. Vergote and P. Abram, *Ann. Oncol.*, 2006, **17**, 200.
- 6 (a) M. Andrzejewska, L. Yépez-Mulia, R. Cedillo-Rivera, A. Tapia, L. Vilpo, J. Vilpo and Z. Kazimierzczuk, *Eur. J. Med. Chem.*, 2002, **37**, 973; (b) A. Johansson, A. Poliakov, E. Åkerblom, K. Wiklund, G. Lindeberg, S. Winiwarter, U. H. Danielson, B. Samuelsson and A. Hallberg, *Bioorg. Med. Chem.*, 2003, **11**, 2551; (c) G. Kokotos, Y.-H. Hsu, J. E. Burke, C. Baskakis, C. G. Kokotos, V. Magrioti and E. A. Dennis, *J. Med. Chem.*, 2010, **53**, 3602; (d) C. Philippe, J. Kaffy, T. Milcent and D. Bonnet-Delpon, *J. Fluorine Chem.*, 2012, **134**, 136; (e) F. Pertusati, S. Ferla, M. Bassetto, A. Brancale, S. Khandil, A. Westwell and C. McGuigan, *Eur. J. Med. Chem.*, 2019, **180**, 1.
- 7 We have a continuing interest in developing pentafluoroethylation reactions. For our previous works, see: (a) T. Dong, Y. Tang and G. C. Tsui, *Org. Chem. Front.*, 2023, **10**, 5092; (b) Z. Fu, X. Yang and G. C. Tsui, *Org. Lett.*, 2023, **25**, 4945; (c) Z. Luo and G. C. Tsui, *Org. Chem. Front.*, 2022, **9**, 4969; (d) X. Yang and G. C. Tsui, *Org. Lett.*, 2020, **22**, 4562.
- 8 [CuCF<sub>2</sub>CF<sub>3</sub>]: (a) M. M. Kremlev, W. Tyrra, A. I. Mushta, D. Naumann and Y. L. Yagupolskii, *J. Fluorine Chem.*, 2010, **131**, 212; (b) N. D. Litvinas, P. S. Fier and J. F. Hartwig, *Angew. Chem., Int. Ed.*, 2012, **51**, 536; (c) A. Lishchynskiy and V. V. Grushin, *J. Am. Chem. Soc.*, 2013, **135**, 12584; (d) H. Serizawa, K. Aikawa and K. Mikami, *Org. Lett.*, 2014, **16**, 3456; (e) M. G. Mormino, P. S. Fier and J. F. Hartwig, *Org. Lett.*, 2014, **16**, 1744; (f) L. I. Panferova, F. M. Miloserdov, A. Lishchynskiy, M. Martinez Belmonte, J. BenetBuchholz and V. V. Grushin, *Angew. Chem., Int. Ed.*, 2015, **54**, 5218; (g) A. Lishchynskiy, Z. Mazloomi and V. V. Grushin, *Synlett*, 2015, **26**, 45; (h) K. Negishi, K. Aikawa and K. Mikami, *Eur. J. Org. Chem.*, 2016, **23**, 4099; (i) L. Li, C. Ni, Q. Xie, M. Hu, F. Wang and J. Hu, *Angew. Chem., Int. Ed.*, 2017, **56**, 9971; (j) Q. Xie, L. Li, Z. Zhu, R. Zhang, C. Ni and J. Hu, *Angew. Chem., Int. Ed.*, 2018, **57**, 13211; (k) M. Ohashi, N. Ishida, K. Ando, Y. Hashimoto, A. Shigaki, K. Kikushima and S. Ogoshi, *Chem.–Eur. J.*, 2018, **24**, 9794; (l) J. Mestre, S. Castillón and O. Boutureira, *J. Org. Chem.*, 2019, **84**, 15087; (m) E. D. Kalkman, M. G. Mormino and J. F. Hartwig, *J. Am. Chem. Soc.*, 2019, **141**, 19458; (n) B. Xing, L. Li, C. Ni and J. Hu, *Chin. J. Chem.*, 2019, **37**, 1131; (o) F. Ye, F. Berger, H. Jia, J. Ford, A. Wortman, J. Börgel, C. Genicot and T. Ritter, *Angew. Chem., Int. Ed.*, 2019, **58**, 14615; (p) S. Pan, Q. Xie, X. Wang, Q. Wang, C. Ni and J. Hu, *Chem. Commun.*, 2022, **58**, 5156; (q) I. Popov, S. Lindeman and O. Daugulis, *J. Am. Chem. Soc.*, 2011, **133**, 9286.
- 9 [ZnCF<sub>2</sub>CF<sub>3</sub>]: (a) I. Popov, S. Lindeman and O. Daugulis, *J. Am. Chem. Soc.*, 2011, **133**, 9286; (b) K. Aikawa, Y. Nakamura, Y. Yokota, W. Toya and K. Mikami, *Chem.–Eur. J.*, 2015, **21**, 96; (c) X. Bao, L. Liu, J. Li and S. Fan, *J. Org. Chem.*, 2018, **83**, 463; (d) X. Zeng, W. Yan, M. Paeth, S. B. Zacate, P.-H. Hong, Y. Wang, D. Yang, K. Yang, T. Yan, C. Song, Z. Cao, M.-J. Cheng and W. Liu, *J. Am. Chem. Soc.*, 2019, **141**, 19941; (e) L. Liu, X. Bao, H. Xiao, J. Li, F. Ye, C. Wang, Q. Cai and S. Fan, *J. Org. Chem.*, 2019, **84**, 423.
- 10 [AgCF<sub>2</sub>CF<sub>3</sub>]: (a) Y. Zeng and J. Hu, *Chem.–Eur. J.*, 2014, **20**, 6866; (b) M.-L. Fu, J.-B. Liu, X.-H. Xu and F.-L. Qing, *J. Org. Chem.*, 2017, **82**, 3702; (c) J.-X. Xiang, Y. Ouyang, X.-H. Xu and F.-L. Qing, *Angew. Chem., Int. Ed.*, 2019, **58**, 10320.
- 11 [PdCF<sub>2</sub>CF<sub>3</sub>]: (a) A. Maleckis and M. S. Sanford, *Organometallics*, 2014, **33**, 3831; (b) D. M. Ferguson, J. R. Bour, A. J. Canty, J. W. Kampf and M. S. Sanford, *J. Am. Chem. Soc.*, 2017, **139**, 11662.
- 12 [IrCF<sub>2</sub>CF<sub>3</sub>]: C. J. Bourgeois, R. P. Hughes, J. Yuan, A. G. Di Pasquale and A. L. Rheingold, *Organometallics*, 2006, **25**, 2908.
- 13 (a) H. Liu and Q. Shen, *Org. Chem. Front.*, 2019, **6**, 2324; (b) H. Liu, J. Wu, Y. Jin, X. Leng and Q. Shen, *J. Am. Chem. Soc.*, 2021, **143**, 14367; (c) Y. Luo, Y. Li, J. Wu, X.-S. Xue, J. F. Hartwig and Q. Shen, *Science*, 2023, **381**, 1072.
- 14 H. Zhao, X. B. Leng, W. Zhang and Q. Shen, *Angew. Chem., Int. Ed.*, 2022, **61**, e202210151.
- 15 For a literature procedure on the preparation of TESCOF<sub>2</sub>CF<sub>3</sub> from HCF<sub>2</sub>CF<sub>3</sub>, see: D. Katayev, J. Vaclavk, F. Bruning, B. Commarea and A. Togni, *Chem. Commun.*, 2016, **52**, 4049. The corresponding TMSOCF<sub>2</sub>CF<sub>3</sub> is commercially available, however, at exorbitant prices.
- 16 Representative reviews: (a) N. Rodríguez and L. J. Goossen, *Chem. Soc. Rev.*, 2011, **40**, 5030; (b) T. Patra and D. Maiti, *Chem.–Eur. J.*, 2017, **23**, 7382; (c) G. Laudadio, M. D. Palkowitz, T. E.-H. Ewing and P. S. Baran, *ACS Med. Chem. Lett.*, 2022, **13**, 1413.
- 17 Representative examples: (a) X. Tan, Z. Liu, H. Shen, P. Zhang, Z. Zhang and C. Li, *J. Am. Chem. Soc.*, 2017, **139**, 12430; (b) J. A. Kautzky, T. Wang, R. W. Evans and D. W. C. MacMillan, *J. Am. Chem. Soc.*, 2018, **140**, 6522; For a review, see: (c) A. Monfared, S. Ebrahimiasl, M. Babazadeh, S. Arshadi and E. Vessally, *J. Fluorine Chem.*, 2019, **220**, 24.
- 18 A review: (a) J. Xuan, Z. Zhang and W. Xiao, *Angew. Chem., Int. Ed.*, 2015, **54**, 15632; Trifluoromethylation; (b) P. Xu, A. Abdukader, K. Hu, Y. Cheng and C. Zhu, *Chem. Commun.*, 2014, **50**, 2308; Trifluoromethylselenolation; (c) Q.-Y. Han, K.-L. Tan, H.-N. Wang and C.-P. Zhang, *Org. Lett.*, 2019, **21**, 10013.
- 19 See the ESI† for details.
- 20 Z. Li, G. Zhang, Y. Song, M. Li, Z. Li, W. Ding and J. Wu, *Org. Lett.*, 2023, **25**, 3023.



- 21 Representative examples: (a) X. Wang, Y. Xu, F. Mo, G. Ji, D. Qiu, J. Feng, Y. Ye, S. Zhang, Y. Zhang and J. Wang, *J. Am. Chem. Soc.*, 2013, **135**, 10330; (b) J.-J. Dai, C. Fang, B. Xiao, J. Yi, J. Xu, Z.-J. Liu, X. Lu, L. Liu and Y. Fu, *J. Am. Chem. Soc.*, 2013, **135**, 8436; (c) A. Lishchynskiy, G. Berthon and V. V. Grushin, *Chem. Commun.*, 2014, **50**, 10237; (d) G. Danoun, B. Bayarmagnai, M. F. Grunberg and L. J. Goossen, *Angew. Chem., Int. Ed.*, 2013, **52**, 7972.
- 22 For a related transformation (3 examples) using “NiCF<sub>2</sub>CF<sub>3</sub>”, see: S. T. Shreiber and D. A. Vivic, *Angew. Chem., Int. Ed.*, 2021, **60**, 18162.
- 23 At higher temperatures, e.g., 0 °C and rt, bis-pentafluoroethylated side products were observed.
- 24 Pentafluoroethylation of heteroaryl chlorides is very rare. Most literature examples use (het)aryl iodides and bromides, see ref. 8c, 8e and 8j.
- 25 For related transformations, see ref. 8b and 8p, phen ligand was required for the CuCF<sub>2</sub>CF<sub>3</sub> complex for the pentafluoroethylation of boronic esters.
- 26 H. Zhang, C. Feng, N. Chen and S. Zhang, *Angew. Chem., Int. Ed.*, 2022, **61**, e202209029.
- 27 (a) S. Deolka, R. Govindarajan, T. Gridneva, M. C. Roy, S. Vasylevskiy, P. K. Vardhanapu, J. R. Khusnutdinova and E. Khaskin, *ACS Catal.*, 2023, **13**, 13127; (b) S. Deolka, R. Govindarajan, S. Vasylevskiy, M. C. Roy, J. R. Khusnutdinova and E. Khaskin, *Chem. Sci.*, 2022, **13**, 12971; (c) H. M. Dinh, R. Govindarajan, S. Deolka, R. R. Fayzullin, S. Vasylevskiy, E. Khaskin and J. R. Khusnutdinova, *Organometallics*, 2023, **42**, 2632; (d) M. Zhang, J. Chen, S. Huang, B. Xu, J. Lin and W. Su, *Chem. Catal.*, 2022, **2**, 1793; (e) J. W. Beatty, J. J. Douglas, R. Miller, R. C. McAtee, K. P. Cole and C. R. J. Stephenson, *Chem*, 2016, **1**, 456.

