

Cite this: *Chem. Sci.*, 2024, 15, 15474

All publication charges for this article have been paid for by the Royal Society of Chemistry

# Nickel-catalyzed selective disulfide formation by reductive cross-coupling of thiosulfonates†

Tingting Yuan,<sup>ab</sup> Xiang-Yu Chen,<sup>bc</sup> Tengfei Ji,<sup>b</sup> Huifeng Yue,<sup>a</sup> Kathiravan Murugesan<sup>a</sup> and Magnus Rueping<sup>ab\*</sup>

Developing innovative methodologies for disulfide preparation is of importance in contemporary organic chemistry. Despite significant advancements in nickel-catalyzed reductive cross-coupling reactions for forming carbon–carbon and carbon–heteroatom bonds, the synthesis of S–S bonds remains a considerable challenge. In this context, we present a novel approach utilizing nickel catalysts for the reductive cross-coupling of thiosulfonates. This method operates under mild conditions, offering a convenient and efficient pathway to synthesize a wide range of both symmetrical and unsymmetrical disulfides from readily available, bench-stable thiosulfonates with exceptional selectivity. Notably, this approach is highly versatile, allowing for the late-stage modification of pharmaceuticals and the preparation of various targeted compounds. A comprehensive mechanistic investigation has been conducted to substantiate the proposed hypothesis.

Received 6th May 2024

Accepted 22nd August 2024

DOI: 10.1039/d4sc02969k

rsc.li/chemical-science

## Introduction

Establishing unsymmetrical reactions for S–S bond formation holds significant importance in both organic synthesis and drug discovery.<sup>1</sup> To date, only limited methods have been developed for constructing unsymmetrical disulfides using substrates with different functional groups.<sup>2–5</sup> In the past years researchers have focused on the reductive cross-coupling of distinct electrophiles to overcome selectivity problems. However, the exploration of electrophiles possessing identical functionalities for efficient S–S bond-forming reactions remains mainly lacking.<sup>6,7</sup> This difficulty arises from the need to control the preference for one electrophile over the other and to circumvent the formation of by-products. To address these considerations, we have developed an approach based on nickel catalysis for accomplishing the reductive cross-coupling of thiosulfonates. This method enables the formation of symmetric and unsymmetric disulfides with a remarkable level of selectivity.

Disulfides play a crucial role in life science,<sup>8</sup> pharmaceutical science,<sup>9</sup> and food chemistry,<sup>10</sup> due to their distinct pharmacological and physicochemical properties (Fig. 1). Moreover, they can serve as natural connectors for creating secondary and

tertiary structures in polypeptides and proteins (Fig. 1).<sup>11</sup> Consequently, several approaches have been developed to generate structurally diverse disulfides. However, achieving their selective and efficient synthesis under mild conditions, without the need for oxidants, presents specific challenges.

The commonly pursued method involves thiol oxidation (Scheme 1A, upper left),<sup>12</sup> necessitates using stoichiometric oxidants and potentially hazardous and unpleasant-smelling thiols. Additionally, this methodology occasionally encounters issues such as overoxidation of the S–H bond. On the other hand, the substitution of thiolates in the presence of strong bases is incompatible with sensitive functional groups (Scheme 1A, upper right).<sup>3</sup> An alternative approach involves the utilization of Rh catalysis for the synthesis of aryl–alkyl and alkyl–alkyl disulfides through a disulfide exchange reaction<sup>13</sup> (Scheme 1A, below left). Furthermore, strategies for disulfide modification have been investigated<sup>4</sup> (Scheme 1A, below right). Most of these methods are limited to aryl-substituted disulfide synthesis, the preparation of starting disulfide reagents usually requires multiple steps.

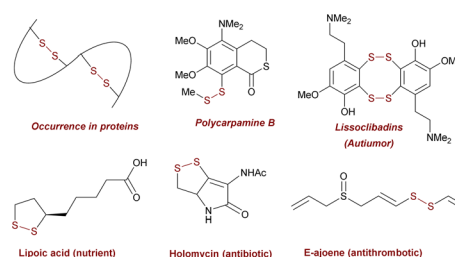


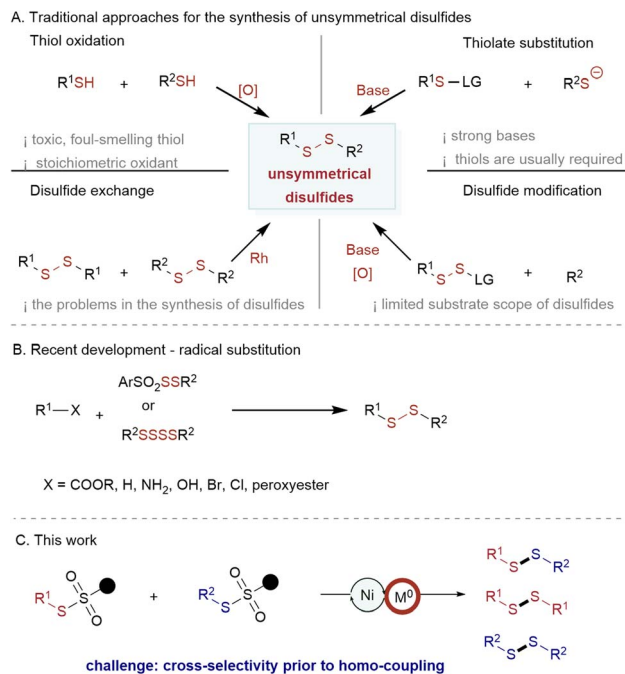
Fig. 1 Selected the disulfide moiety in nature products and drugs.

\*KAUST Catalysis Center, KCC, King Abdullah University of Science and Technology, KAUST, Thuwal 23955-6900, Saudi Arabia. E-mail: magnus.rueping@kaust.edu.sa

<sup>b</sup>Institute of Organic Chemistry, RWTH Aachen University, Landoltweg 1, 52074 Aachen, Germany

<sup>c</sup>School of Chemical Science, University of Chinese Academy of Science, Beijing 10049, China

† Electronic supplementary information (ESI) available. See DOI: <https://doi.org/10.1039/d4sc02969k>



**Scheme 1** Reported methods for unsymmetric disulfides construction and this work.

Recently, radical disulfuration has gained increasing attention; the Pratt,<sup>5a,b</sup> Ackermann,<sup>5c</sup> Studer,<sup>5d</sup> and Wang<sup>5e-h</sup> groups have demonstrated this radical addition to be a powerful alternative for the construction of alkyl-alkyl disulfides and/or acyl-alkyl disulfides (Scheme 1B).<sup>5</sup>

Despite this progress, a practical and efficient synthetic route allowing various substitution patterns, including aryl-aryl, aryl-alkyl, and alkyl-alkyl disulfides, is still underexplored.

Compared to conventional cross-coupling reactions, reductive cross-couplings offer the advantage of mild reaction conditions without the need to prepare unstable and expensive organometallic reagents. This feature allows for improved compatibility with various functional groups.<sup>6,7,14</sup> Nickel-catalyzed reductive cross-coupling has emerged as a powerful and appealing method for generating multiple chemical bonds.<sup>6</sup> As such, nickel-catalyzed reductive cross-couplings have received increasing attention for forming carbon-carbon/hetero atom bonds.<sup>15-19</sup> Nevertheless, the exploration of other chemical bond constructions, particularly S-S bonds, remains relatively limited. This limitation may arise from the challenge of conducting reductive cross-coupling with two substrates possessing similar reactivity.<sup>6</sup> Therefore, we developed a method to address this problem and access diverse S-S bonds in a reductive cross-coupling approach with readily available thiosulfonates (Scheme 1C). This method assembled a wide range of aryl-alkyl, aryl-aryl, and alkyl-alkyl unsymmetrical disulfides, making it one of the most versatile approaches for the preparation of disulfides. The odorless thiosulfonates are readily available, can be easily stored, and have broad substrate scopes.

**Table 1** Optimization of the reaction conditions

$Ph-SO_2S-Ph \xrightarrow[NiCl_2 \cdot glyme (5 \text{ mol\%})]{6,6'-di-Me-2,2'-bpy (5 \text{ mol\%})} Ph-S-S-Ph$ <p>Mn (1.0 equiv.) DMF, rt, 15 h</p> <p>1 <span style="margin-left: 150px;"></span> 2</p>		
Entry	Deviation from standard condition	Yield of 2 <sup>a</sup> (%)
1	None	92 (89) <sup>b</sup>
2	Absence of Ni	29
3	Absence of Mn	30
4	Absence of 6,6'-di-Me-2,2'-bpy	44
5	Ni(COD) <sub>2</sub> instead of Ni(II) + Mn	25
6	1.0 equiv. of Ni(COD) <sub>2</sub> instead of Ni(II) + Mn	86

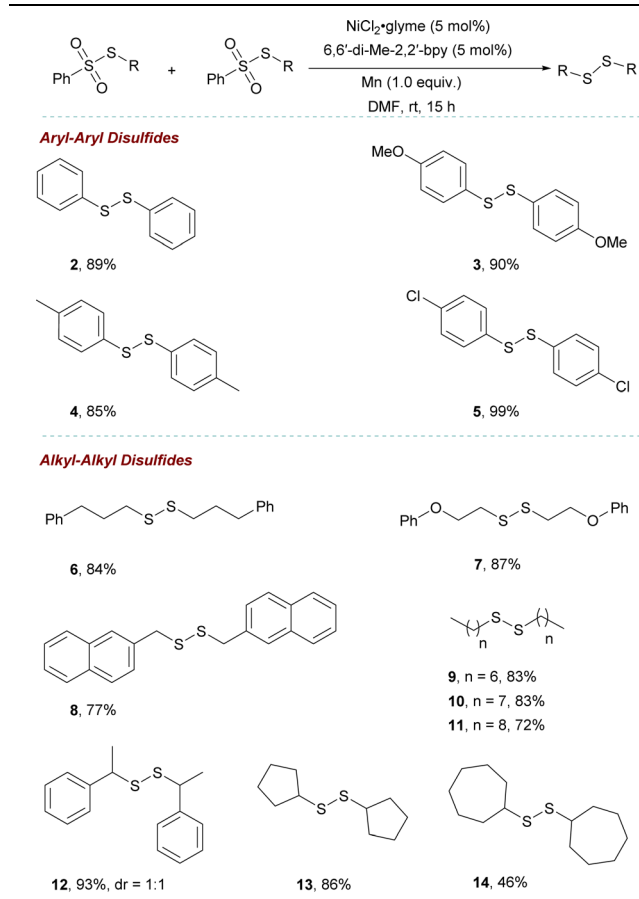
<sup>a</sup> Reaction conditions: benzenesulfonothioate (0.2 mmol), NiCl<sub>2</sub>·glyme (0.01 mmol, 5 mol%), 6,6'-di-Me-2,2'-bpy (0.01 mmol, 5 mol%), Mn (0.2 mmol, 1.0 equiv.), under N<sub>2</sub>, GC yield using *n*-decane (0.1 mmol) as the internal standard. <sup>b</sup> Isolated yield.

We started our investigation with the reductive home-coupling of phenyl benzenesulfonothioate **1** utilizing NiCl<sub>2</sub>·glyme as the catalyst, 6,6'-dimethyl-2,2'-bipyridyl (6,6'-di-Me-2,2'-bpy; dmbpy) as the ligand and Mn as the reductant gave the desired product **2** in 92% yield (Table 1, entry 1). The importance of Mn, dmbpy, and Ni(II) in achieving high yields was confirmed through control experiments (Table 1, entries 2–4). Further investigations demonstrated that the reaction proceeded *via* Ni(0) catalysis, as evidenced by the catalytic amount of Ni(0) gave 25% yield of the desired product, and the yield was increased to 86% when 1.0 equiv. of Ni(0) was employed (entries 5 and 6).

We then utilized the optimized reaction conditions to assemble a variety of disulfides (Table 2). Thiosulfonates with aryl and alkyl groups reacted smoothly to give the corresponding symmetric disulfides **2–14** in up to 99% yields. The exploration of this transformation led us to identify an efficient selective cross-coupling reaction to obtain unsymmetric disulfide **15–47** (see ESI† for the optimization details) (Table 3). Interestingly, the addition of 1 equiv. KF increased the cross-coupled product significantly over homo-coupling (refer to the ESI, see Table S8†). Benzenesulfonothioates with methoxy, methyl, and tertiary butyl substituents all underwent smoothly to afford the corresponding unsymmetric disulfides **16–18** in moderate to good yield. In addition, when a di-substituted thiosulfonate could also be employed as a coupling partner to obtain the product in good yield (**19**). It is noted that separating the products is not easy due to the similar polarity of the products and the side products. However, effective separation can be achieved by column chromatography using an *n*-hexane/ether mixture or *n*-hexane as the eluent.

The sulfonothioates bearing other alkyl groups also reacted well in the reaction (**20** and **21**). Approaches to biologically relevant methyl-containing disulfides “MeSS-R” moiety are still limited.<sup>9,20</sup> However, using our new methodology, **22** was obtained in 58% yield. Furthermore, different functional groups, such as arenes, cyclopropane, alkyl chloride, ether, and alkynes



Table 2 Scope of homo-couplings<sup>a</sup>

<sup>a</sup> Reaction conditions: benzenesulfonothioate (0.2 mmol),  $\text{NiCl}_2\cdot\text{glyme}$  (0.01 mmol, 5 mol%), 6,6'-di-Me-2,2'-bpy (0.01 mmol, 5 mol%), Mn (0.2 mmol, 1.0 equiv.), under  $\text{N}_2$ ; yields after purification.

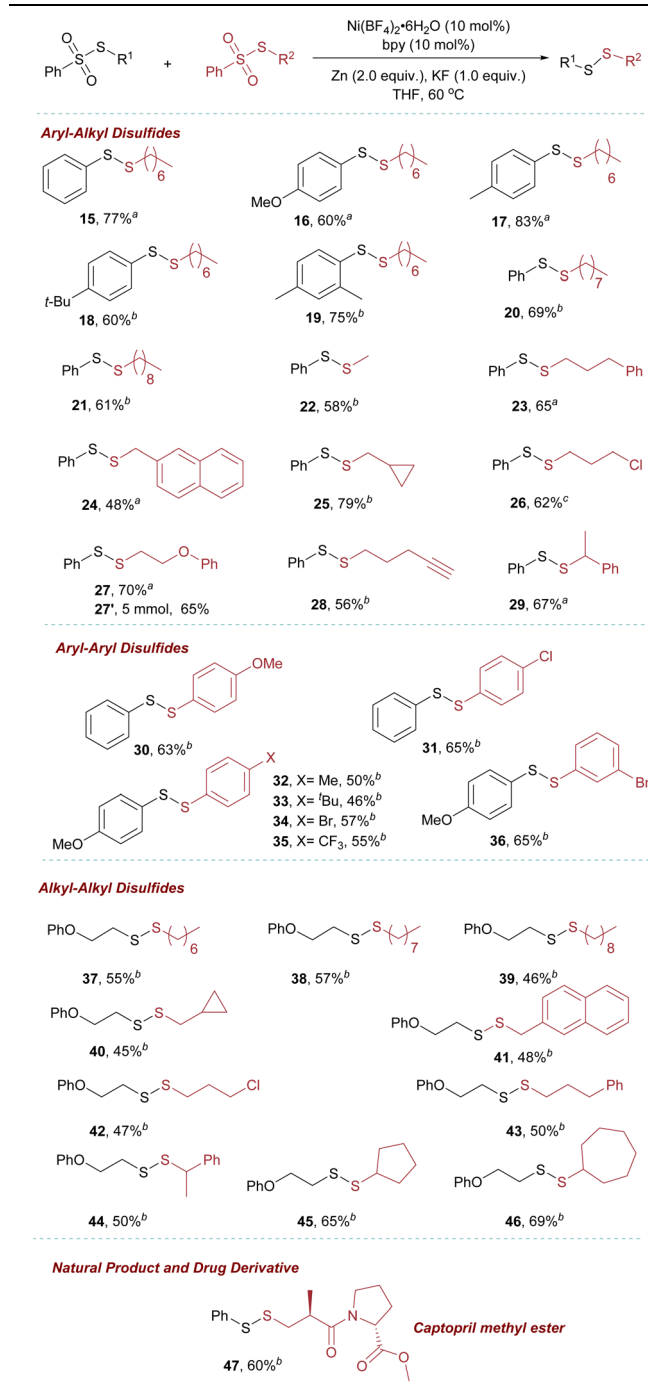
(23–28) could be tolerated. This was also true for the secondary benzenesulfonothioate (29). To further showcase the utility of this approach, a 5 mmol scale-up reaction was performed. The reaction went smoothly to give the desired product 27' in 65% yield.

Our investigation extended to the exploration of aryl-aryl disulfide synthesis. Employing the reaction conditions, a range of substituted aryl thiosulfonates readily engaged in coupling reactions, affording the respective products 30–36 with isolated yields spanning from 46% to 65%.

Subsequent to this, a diversity of alkyl-alkyl disulfides 37–46 (yielding 45–69%) were synthesized using various alkyl thiosulfonates. Notably, cyclic, acyclic, halogen-substituted alkyl, and secondary alkyl sulfonothioates were also employed, yielding the respective products (37–46) with good yields.

Late-stage modification of a drug molecule is of significant importance in drug discovery. In this context, hypertension drug captopril was successfully modified to the corresponding unsymmetrical disulfides in 60% isolated yields (47).

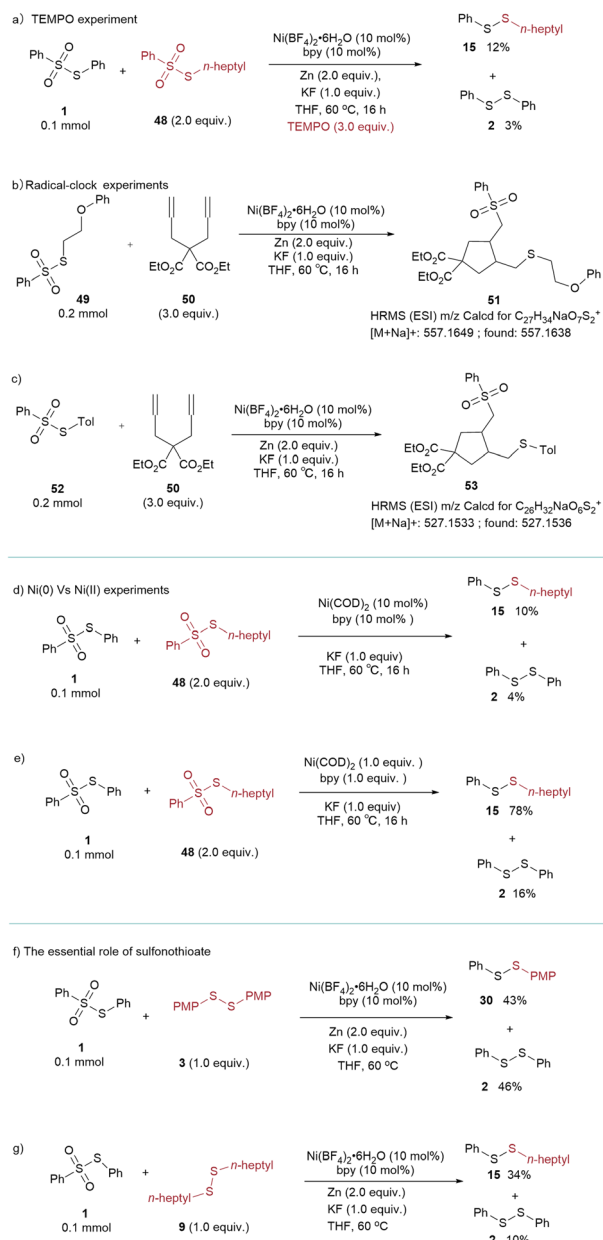
A comprehensive series of mechanistic studies was conducted to elucidate the reaction mechanism (Scheme 2 and refer to the ESI†). Significantly, in the presence of the radical

Table 3 Scope of cross-couplings<sup>a</sup>

<sup>a</sup> Reaction conditions: benzenesulfonothioate (black) (0.1 mmol), benzenesulfonothioate (red) (0.2 mmol, 2.0 equiv.),  $\text{Ni(BF}_4)_2\cdot 6\text{H}_2\text{O}$  (0.01 mmol, 10 mol%), bpy (0.01 mmol, 10 mol%), Zn (0.2 mmol, 2.0 equiv.), KF (0.1 mmol, 1.0 equiv.), in 1 mL THF under  $\text{N}_2$ ; yields after purification. <sup>b</sup> Bpy (0.015 mmol, 15 mol%). <sup>c</sup> Bpy (0.005 mmol, 5 mol%) and 4'-(p-tolyl)-2,2':6',2''-terpyridine (0.005 mmol, 5 mol%).

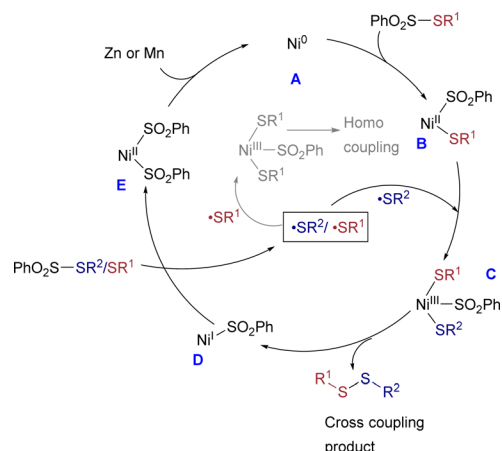
quencher TEMPO, the yield of the desired product markedly decreased to 12% (Scheme 2a). The radical-clock experiments were performed using diene 50. The reactions of thiosulfonates with diene led to the generation of the 5-*exo* cyclized products





**Scheme 2** (a) TEMPO experiment (b and c) radical-clock experiments (d and e) Ni(0) vs. Ni(II) experiments (f and g) the essential role of sulfonothioate.

**51** and **53**, respectively. The **51** and **53** were confirmed by HRMS (Scheme 2b and c). The results showed that both the sulfur and sulfonyl radicals were involved (Scheme 2a–c). To validate the participation of Ni(0) in the catalytic cycle, the use of catalytic amounts of Ni(COD)<sub>2</sub>, instead of the Ni(II) precursor under standard conditions, resulted in a yield of only 10% of the desired product. However, employing 1.0 equiv. of Ni(COD)<sub>2</sub> led to a notable increase in the product yield, reaching 78% (Scheme 2d and e). It is important to note that the utilization of a disulfide instead of a sulfonothioate led to a notable reduction in both selectivity and yield of the product (Scheme 2f and g), underscoring the pivotal role of sulfonothioates in determining



**Scheme 3** Proposed mechanism.

product selectivity and yield. Based on the mechanistic experiments and reported literature,<sup>16d,21</sup> the proposed reaction mechanism is illustrated in Scheme 3. The Ni(0) species is generated by *in situ* reduction of Ni(II) salt by Zn or Mn (**A**). Thiosulfonates readily undergo oxidative addition with Ni(0) to form divalent nickel **B**. Subsequently, the Ni(II) species **B** captures the radical from thiosulfonates yielding **C**. Intermediate **C** undergoes reductive elimination to give the desired product (cross-coupled/homo coupled) and Ni(I) species (**D**). The resulting Ni(I) intermediate reacts with another thiosulfonate and furnishes the intermediate **E**, which is further reduced to Ni(0) species **A** and regenerates the catalytic cycle.

## Conclusions

In summary, we have successfully established a nickel-catalyzed reductive cross-coupling reaction of thiosulfonates, enabling the selective formation of S–S bonds and the synthesis of both symmetrical and unsymmetrical disulfides. This transformation has demonstrated exceptional selectivity under oxidant-free conditions, showcasing a broad substrate scope that encompasses aryl–aryl, aryl–alkyl, and alkyl–alkyl disulfides. The developed methodology offers practical advantages due to its versatility, generality, and reliance on readily available thiosulfonates and stable Ni(II) catalysts.

## Data availability

All experimental procedures, details of the optimization, and additional data can be found in the ESI.†

## Author contributions

T. Y., X.-Y. C. and M. R. conceived and designed the experiments. T. Y., T. J., and H. Y. performed the experiments and analyzed the data. T. Y. and K. M. wrote the manuscript and performed mechanistic experiments. M. R. directed the project. All authors discussed the experimental.





## Conflicts of interest

There are no conflicts to declare.

## Acknowledgements

This publication is based upon work supported by the King Abdullah University of Science and Technology (KAUST) Office of Sponsored Research (OSR) under CRG award no. URF/1/5082 and URF/1/4701. T. Y. thanks the China Scholarship Council.

## Notes and references

- (a) F. A. Moura, K. Q. d. Andrade, J. C. F. d. Santos and M. O. F. Goulart, *Curr. Top. Med. Chem.*, 2015, **15**, 458–483; (b) C.-S. Jiang, W. E. G. Müller, H. C. Schrödera and Y.-W. Guo, *Chem. Rev.*, 2012, **112**, 2179–2207; (c) B. Li, W. J. Wever, C. T. Walsh and A. A. Bowers, *Nat. Prod. Rep.*, 2014, **31**, 905–923; (d) S. Brocchini, S. Balan, A. Godwin, J.-W. Choi, M. Zloh and S. Shaunak, *Nat. Protoc.*, 2006, **1**, 2241–2252.
- (a) C. L. Ong, S. Titinchi, J. C. Juan and N. G. Khaligh, *Helv. Chim. Acta*, 2021, **104**, e2100053; (b) M. Musiejuka and D. Witt, *Org. Prep. Proced. Int.*, 2015, **47**, 95–131; (c) G. R. Morais and R. A. Falconer, *Org. Biomol. Chem.*, 2021, **19**, 82–100; (d) M. Wang and X. Jiang, *Top. Curr. Chem.*, 2019, **14**, 285–324.
- (a) M. Musiejuk, T. Klucznik, J. Rachon and D. Witt, *RSC Adv.*, 2015, **5**, 31347–31351; (b) Q. T. Doa, D. Elothmania, G. L. Guillanton and J. Simonet, *Tetrahedron Lett.*, 1997, **38**, 3383–3384; (c) R. D. Bach, O. Dmitrenko and C. Thorpe, *J. Org. Chem.*, 2008, **73**, 12–21; (d) S. J. Brois, J. F. Pilot and H. W. Barnum, *J. Am. Chem. Soc.*, 1970, **92**, 7629–7631; (e) D. Witt, M. Szymelfejnik, S. Demkowicz and J. Rachon, *Synthesis*, 2007, **22**, 3528–3534.
- (a) Z. Dai, X. Xiao and X. Jiang, *Tetrahedron*, 2017, **73**, 3702–3706; (b) C. M. Park, B. A. Johnson, J. Duan, J. J. Park, J. J. Day, D. Gang, W. J. Qian and M. Xian, *Org. Lett.*, 2016, **18**, 904–907; (c) W. Wang, Y. Lin, Y. Ma, C. H. Tung and Z. Xu, *Org. Lett.*, 2018, **20**, 3829–3832; (d) X. Xiao, M. Feng and X. Jiang, *Angew. Chem., Int. Ed.*, 2016, **55**, 14121–14125; (e) X. Xiao, J. Xue and X. Jiang, *Nat. Commun.*, 2018, **9**, 2191–2199; (f) Q. Zhang, Y. Li, L. Zhang and S. Luo, *Angew. Chem., Int. Ed.*, 2021, **60**, 10971–10976.
- (a) Z. Wu and D. A. Pratt, *J. Am. Chem. Soc.*, 2020, **142**, 10284–10290; (b) Z. Wu and D. A. Pratt, *Angew. Chem., Int. Ed.*, 2021, **60**, 15598–15605; (c) F. Wang, Y. Chen, W. Rao, L. Ackermann and S.-Y. Wang, *Nat. Commun.*, 2022, **13**, 2588; (d) J. Zhang and A. Studer, *Nat. Commun.*, 2022, **13**, 3886; (e) Y. Chen, D. Sheng, F. Wang, W. Rao, S. Shen and S.-Y. Wang, *Org. Chem. Front.*, 2022, **9**, 4962–4968; (f) W. Chen, X.-Y. Liu, D. Sheng, Y.-F. Jiang, W. Rao, S.-S. Shen, Z.-Y. Yang and S.-Y. Wang, *Org. Chem. Front.*, 2024, **11**, 830–835; (g) S. Chen, S. Cao, C. Liu, B. Wang, X. Ren, H. Huang, Z. Peng and X. Wang, *Org. Lett.*, 2021, **23**, 7428–7433; (h) C. Liu, X. Lin, D. An, X. Wang and Q. Gao, *Org. Chem. Front.*, 2024, **11**, 358–363.
- (a) D. A. Everson and D. J. Weix, *J. Org. Chem.*, 2014, **79**, 4793–4798; (b) O. Sensuke, *Nickel Catalysis in Organic Synthesis*, Wiley-VCH, Weinheim, 2020; (c) D. J. Weix, *Acc. Chem. Res.*, 2015, **48**, 1767–1775; (d) J. Liu, Y. Ye, J. L. Sessler and H. Gong, *Acc. Chem. Res.*, 2020, **53**, 1833–1845; (e) J. Gu, X. Wang, W. Xue and H. Gong, *Org. Chem. Front.*, 2015, **2**, 1411–1421; (f) X. Wang, Y. Dai and H. Gong, *Top. Curr. Chem.*, 2016, **374**, 43; (g) C. E. Knappke, S. Grupe, D. Gartner, M. Corpet, C. Gosmin and A. J. von Wangelin, *Chem.-Eur. J.*, 2014, **20**, 6828–6842; (h) L. Yi, T. Ji, K.-Q. Chen, X.-Y. Chen and M. Rueping, *CCS Chem.*, 2022, **4**, 9–30.
- (a) M.-Y. Gao and C. Gosmini, *Org. Lett.*, 2023, **25**, 7689–7693; (b) C. Dorval, M. Tricoire, J.-M. Begouin, V. Gandon and C. Gosmini, *ACS Catal.*, 2020, **10**, 12819–12827; (c) M. Amatore and C. Gosmini, *Angew. Chem., Int. Ed.*, 2008, **47**, 2089–2092.
- (a) J. Alegre-Cebollada, P. Kosuri, J. A. Rivas-Pardo and J. M. Fernandez, *Nat. Chem.*, 2011, **3**, 882–887; (b) M. Gongora-Benitez, J. Tulla-Puche and F. Albericio, *Chem. Rev.*, 2014, **114**, 901–926; (c) S. Lu, S.-B. Fan, B. Yang, Y.-X. Li, J.-M. Meng, L. Wu, P. Li, K. Zhang, M.-J. Zhang, Y. Fu, J. Luo, R.-X. Sun, S.-M. He and M.-Q. Dong, *Nat. Methods*, 2015, **12**, 329–331; (d) M. Narayan, E. Welker, W. J. Wedemeyer and H. A. Scherage, *Acc. Chem. Res.*, 2000, **33**, 805–812.
- (a) W. C. Widdison, S. D. Wilhelm, E. E. Cavanagh, K. R. Whiteman, B. A. Leece, Y. Kovtun, V. S. Goldmacher, H. Xie, R. M. Steeves, R. J. Lutz, R. Zhao, L. Wang, W. A. Blattler and R. V. J. Chari, *J. Med. Chem.*, 2006, **49**, 4392–4408; (b) R. Y. Zhao, H. K. Erickson, B. A. Leece, E. E. Reid, V. S. Goldmacher, J. M. Lambert and R. V. J. Chari, *J. Med. Chem.*, 2012, **55**, 766–782.
- (a) E. Block, T. Bayer, S. Naganathan and S.-H. Zhao, *J. Am. Chem. Soc.*, 1996, **118**, 2799–2810; (b) F. S. Hanschen, E. Lamy, M. Schreiner and S. Rohn, *Angew. Chem., Int. Ed.*, 2014, **53**, 11430–11450.
- (a) E. Gross, C. S. Sevier, A. Vala, C. A. Kaiser and D. Fass, *Nat. Struct. Biol.*, 2002, **9**, 61–67; (b) M. Matsumura and B. W. Matthews, *Science*, 1989, **243**, 792–794; (c) M. Wensien, F. R. von Pappenheim, L. M. Funk, P. Kloskowski, U. Curth, U. Diederichsen, J. Uranga, J. Ye, P. Fang, K. T. Pan, H. Urlaub, R. A. Mata, V. Sautner and K. Tittmann, *Nature*, 2021, **593**, 460–464.
- (a) M. Arisawa, K. Fukumoto and M. Yamaguchi, *ACS Catal.*, 2020, **10**, 15060–15064; (b) G. A. Bagiyani, I. K. Koroleva, N. V. Soroka and A. V. Ufimtsev, *Russ. Chem. Bull.*, 2003, **52**, 1135–1141; (c) X. Qiu, X. Yang, Y. Zhang, S. Song and N. Jiao, *Org. Chem. Front.*, 2019, **6**, 2220–2225; (d) J. M. Swan, *Nature*, 1957, **180**, 643–645.
- M. Arisawa and M. Yamaguchi, *J. Am. Chem. Soc.*, 2003, **125**, 6624–6625.
- (a) L. Guo and M. Rueping, *Acc. Chem. Res.*, 2018, **51**, 1185–1195; (b) S. Z. Tasker, E. A. Standley and T. F. Jamison, *Nature*, 2014, **509**, 299–309; (c) P.-Z. Wang, J.-R. Chen and W.-J. Xiao, *J. Am. Chem. Soc.*, 2023, **145**, 17527–17550; (d) B. Zhang, T.-T. Li, Z.-C. Mao, M. Jiang, Z. Zhang, K. Zhao,



- W.-Y. Qu, W.-J. Xiao and J.-R. Chen, *J. Am. Chem. Soc.*, 2024, **146**, 1410–1422.
- 15 (a) L. K. G. Ackerman, M. M. Lovell and D. J. Weix, *Nature*, 2015, **524**, 454–457; (b) H. Yue, C. Zhu, L. Shen, Q. Geng, K. J. Hock, T. Yuan, L. Cavallo and M. Rueping, *Chem. Sci.*, 2019, **10**, 4430–4435; (c) D. Sun, G. Ma, X. Zhao, C. Lei and H. Gong, *Chem. Sci.*, 2021, **12**, 5253–5258; (d) J. Liu, Q. Ren, X. Zhang and H. Gong, *Angew. Chem., Int. Ed.*, 2016, **55**, 15544–15548; (e) L. Huang, A. M. Olivares and D. J. Weix, *Angew. Chem., Int. Ed.*, 2017, **56**, 11901–11905; (f) J. Davies, D. Janssen-Muller, D. P. Zimin, C. S. Day, T. Yanagi, J. Elfert and R. Martin, *J. Am. Chem. Soc.*, 2021, **143**, 4949–4954; (g) L.-L. Liao, G.-M. Cao, J.-H. Ye, G.-Q. Sun, W.-J. Zhou, Y.-Y. Gui, S.-S. Yan, G. Shen and D.-G. Yu, *J. Am. Chem. Soc.*, 2018, **140**, 17338–17342; (h) H. Li, F. Wang, S. Zhu and L. Chu, *Angew. Chem., Int. Ed.*, 2022, **61**, e202116725; (i) G. A. Molander, S. R. Wisniewski and K. M. Traister, *Org. Lett.*, 2014, **16**, 3692–3695.
- 16 (a) Y. Chen, F. Wang, B.-X. Liu, W.-D. Rao and S.-Y. Wang, *Org. Chem. Front.*, 2022, **9**, 731–736; (b) J. Li, S.-Y. Wang and S.-J. Ji, *J. Org. Chem.*, 2019, **84**, 16147–16156; (c) J. Li, W. Rao, S.-Y. Wang and S.-J. Ji, *J. Org. Chem.*, 2019, **84**, 11542–11552; (d) Y. Fang, T. Rogge, L. Ackermann, S.-Y. Wang and S.-J. Ji, *Nat. Commun.*, 2018, **9**, 2240.
- 17 (a) J. Duan, K. Wang, G.-L. Xu, S. Kang, L. Qi, X.-Y. Liu and X.-Z. Shu, *Angew. Chem., Int. Ed.*, 2020, **59**, 23083–23088; (b) J. Duan, Y. Wang, L. Qi, P. Guo, X. Pang and X.-Z. Shu, *Org. Lett.*, 2021, **23**, 7855–7859; (c) L. Zhang and M. Oestreich, *Angew. Chem., Int. Ed.*, 2021, **60**, 18587–18590; (d) M. Xing, H. Cui and C. Zhang, *Org. Lett.*, 2021, **23**, 7645–7649; (e) S. Guven, G. Kundu, A. Weßels, J. S. Ward, K. Rissanen and F. Schoenebeck, *J. Am. Chem. Soc.*, 2021, **143**, 8375–8380.
- 18 (a) P.-F. Su, K. Wang, X. Peng, X. Pang, P. Guo and X.-Z. Shu, *Angew. Chem., Int. Ed.*, 2021, **60**, 26571–26576; (b) P. Guo, X. Pang, K. Wang, P.-F. Su, Q.-Q. Pan, G.-Y. Han, Q. Shen, Z.-Z. Zhao, W. Zhang and X.-Z. Shu, *Org. Lett.*, 2022, **24**, 1802–1806.
- 19 (a) D. A. Everson, B. A. Jones and D. J. Weix, *J. Am. Chem. Soc.*, 2012, **134**, 6146–6159; (b) X. Wang, S. Wang, W. Xue and H. Gong, *J. Am. Chem. Soc.*, 2015, **137**, 11562–11565.
- 20 X. Xiao, M. Feng and X. Jiang, *Chem. Commun.*, 2015, **51**, 4208–4211.
- 21 (a) A. Esparza-Ruiz, G. Gonzalez-Gomez, E. Mijangos, A. Pena-Hueso, H. Lopez-Sandoval, A. Flores-Parra, R. Contreras and N. Barba-Behrens, *Dalton Trans.*, 2010, **39**, 6302–6309; (b) J. A. Bellefeuille, C. A. Grapperhaus, R. M. Buonomo, J. H. Reibenspies and M. Y. Darensbourg, *Organometallics*, 1998, **17**, 4813–4821.

