

Cite this: *Chem. Sci.*, 2024, 15, 15321

All publication charges for this article have been paid for by the Royal Society of Chemistry

# Integrated “all-in-one” strategy to construct highly efficient Pd catalyst for CO<sub>2</sub> transformation†

Lingfang Kong,<sup>‡a</sup> Zekun Tao,<sup>‡a</sup> Yunjia Li,<sup>a</sup> Huiwen Gong,<sup>a</sup> Yun Bai,<sup>a</sup> Longbin Li,<sup>a</sup> Xianjin Zhang,<sup>b</sup> Zhonggao Zhou<sup>†\*a</sup> and Yiwang Chen<sup>†\*a</sup>

The synthesis of high-value chemicals featuring C–C and/or C–heteroatom bonds *via* CO<sub>2</sub> is critically important, yet efficiently converting thermodynamically stable and kinetically inert linear CO<sub>2</sub> and propargylic amine to the heterocyclic compound 2-oxazolidinone with an integrated catalytic system continues to pose a considerable challenge. Herein, we have designed an “all-in-one” (AIO) palladium (Pd) catalyst (Cat1), distinguished by its co-coordination with acetylglucose (AcGlu) and bis(benzimidazolium) units at the Pd center, which promotes the cyclization of CO<sub>2</sub> and propargylic amine achieving a highest turnover frequency (TOF) of up to 3456 h<sup>-1</sup>. Moreover, Cat1 demonstrates excellent stability across various temperatures, with its catalytic activity remaining unchanged even after 10 cycles. The catalyst Cat1 simultaneously activates propargylic amine and CO<sub>2</sub>, facilitating the formation of N-heterocyclic carbene (NHC)-CO<sub>2</sub> adducts and AcGlu-CO<sub>2</sub> philes from CO<sub>2</sub> in simulated flue gas, a key factor in reaching unprecedented TOF values. The catalytic mechanism was elucidated through *quasi-in-situ* NMR and <sup>13</sup>C-isotope labeling experiments. Notably, this is the first instance of an AIO Pd catalyst that enables the simultaneous capture, activation, and catalytic conversion of *in-situ* activated CO<sub>2</sub> along with propargylic amine. The design strategy of this AIO catalyst introduces a novel approach to overcoming the challenges in the efficient conversion of inert CO<sub>2</sub>.

Received 12th May 2024  
Accepted 26th August 2024

DOI: 10.1039/d4sc03106g

rsc.li/chemical-science

## Introduction

The substantial consumption of fossil fuels accelerates carbon dioxide (CO<sub>2</sub>) emissions and causes a severe environmental crisis, prompting significant efforts to mitigate, capture, and utilize excess CO<sub>2</sub>.<sup>1–7</sup> Among various conversion approaches, the preparation of 2-oxazolidinone through CO<sub>2</sub> conversion plays a critical role as a heterocyclic compound in the realms of chemistry, medicine, and polymer science.<sup>8–10</sup> Recent advances in ionic liquids (ILs), N-heterocyclic carbenes (NHCs), N-heterocyclic olefins (NHOs), metal–organic frameworks (MOFs), organic acids and bases, and metal catalysts have facilitated the synthesis of 2-oxazolidinones (Fig. 1a, such as PNU-85055, Spirooxazolidinone C, *etc.*) from propargylic amines and CO<sub>2</sub>.<sup>11–13</sup> As present in Fig. 1b, for example, Inagaki *et al.* reported that the gold catalyst [Au(dpbf)]X, featuring a Z-type ligand, exhibited a turnover frequency (TOF) value of 5.3

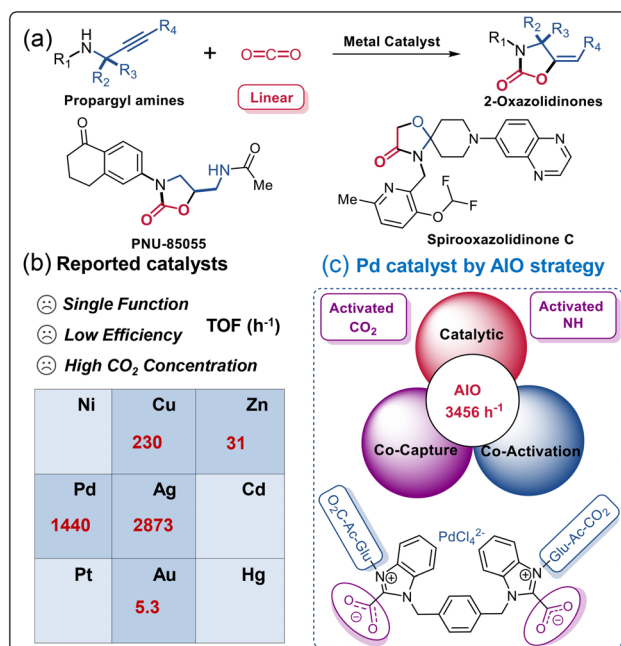


Fig. 1 (a) The metal-catalyzed cyclization of propargylic amines and CO<sub>2</sub>. (b) The reported metal catalysts with different TOFs, see attached Table S1† for more detailed parameters. (c) Pd catalyst construct by integrated AIO strategy herein.

<sup>a</sup>College of Chemistry and Chemical Engineering/Analysis and Testing Center/Key Laboratory of Jiangxi University for Functional Materials Chemistry, Gannan Normal University, Ganzhou 341000, P. R. China. E-mail: zhgzhou@foxmail.com; ywchen@ncu.edu.cn

<sup>b</sup>Institute of Chemistry Education, Fujian Institute of Education, Fuzhou 350025, P. R. China

† Electronic supplementary information (ESI) available. See DOI: <https://doi.org/10.1039/d4sc03106g>

‡ L. Kong and Z. Tao contributed equally to this work.



$\text{h}^{-1}$ , possibly attributed to the  $\sigma$ -acceptance of the borane atom.<sup>14</sup> Zhao and co-authors discovered that the noble-metal-free lantern-like, eco-friendly  $[\text{Zn}_{116}]$  nanocages catalyst achieved a TOF value of  $31 \text{ h}^{-1}$ ,<sup>15</sup> and a mixed valence copper-based cationic MOFs catalyst achieved an impressive TOF value of  $230 \text{ h}^{-1}$ .<sup>16</sup> Our group also demonstrated that Pd catalyst AcGlu-MeIm-PdCl<sub>4</sub> can achieve a TOF value of  $1440 \text{ h}^{-1}$ .<sup>17</sup> Zhu *et al.* highlighted the exceptional catalytic activity of a low-nuclear customized Ag<sub>4</sub> NC, with turnover number (TON) and TOF values reaching 5746.2 and  $2873.1 \text{ h}^{-1}$  respectively.<sup>11</sup> This catalytic system demonstrated concurrent capture, activation, and catalytic conversion of *in-situ* activated CO<sub>2</sub> alongside propargylic amine, indicating its efficacy in facilitating these reactions. However, due to the kinetic inertness and thermodynamic stability of linear CO<sub>2</sub>, significant challenges persist in its efficient activation and conversion. Clearly, the activation of inert CO<sub>2</sub> is a crucial step in reducing the energy required for subsequent reactions involving CO<sub>2</sub> as a reactant. From a practical perspective, the direct transformation of low-concentration CO<sub>2</sub> (such as simulated flue gas, CO<sub>2</sub> concentration 15–30%) into desirable products should be an ideal alternative as it can avoid the high energy consumption from the separation and concentration of anthropogenic CO<sub>2</sub>.<sup>18,19</sup>

Numerous Lewis base (LB)-CO<sub>2</sub> adducts have been employed to activate CO<sub>2</sub> and developed as organocatalysts, including organic phosphine, organic amine, alkoxide-functionalized imidazolium betaines, free NHOs, and phosphorus-ylide systems.<sup>20–23</sup> The strong  $\sigma$ -donor character of free NHC has also been utilized for CO<sub>2</sub> capture, and the resulting NHC-carboxylates or NHC-CO<sub>2</sub> adducts have been applied as effective organocatalysts and activated CO<sub>2</sub> sources.<sup>24–27</sup> However, the *in-situ* capture of CO<sub>2</sub> as LB-CO<sub>2</sub> adducts and its subsequent transformation *via* metal catalysis remain challenging, with limited studies.<sup>17,28</sup> Consequently, the pursuit of developing highly efficient integrated metal catalysts that can transform CO<sub>2</sub>, specifically from *in-situ* formed LB-CO<sub>2</sub>, into value-added chemicals without requiring extra additives, stands as a paramount goal for the scientific community. The “all-in-one” (AIO) strategy for constructing efficient catalysts is an emerging approach that combines the unique properties of traditional metallic, organic, and inorganic analogs due to its hybrid nature.<sup>29–31</sup> ILs possess many excellent characteristics, such as the ability to dissolve acidic gases, high thermal stability, and low vapor pressure, which meet the requirements in CO<sub>2</sub> capture.<sup>32–36</sup> Metal-containing imidazolium ILs have been recognized as potential NHC ligand, NHC-metal catalyst precursor, and reaction reagents for various transformations.<sup>37–39</sup> However, the *in-situ* formation of NHC-CO<sub>2</sub> adducts from metal-containing imidazolium ILs for catalytic CO<sub>2</sub> conversion shows great promise, yet has not been realized.

Sugar acetates (SAs) featuring acetyl (Ac) units present a unique strategy for the capturing and activating of CO<sub>2</sub> through CO<sub>2</sub>-philes.<sup>40–44</sup> Tsvintzelis *et al.* found that composite membranes made from cellulose acetate, which exhibited high CO<sub>2</sub> affinity, are utilized for separating CO<sub>2</sub> from natural gas or in CO<sub>2</sub>/N<sub>2</sub> mixed gas.<sup>45</sup> The interactions between CO<sub>2</sub> and

a combination of  $\alpha$ -D-glucose pentaacetate (GPA) and [Bmim][BF<sub>4</sub>] ILs ( $-25.3 \text{ kJ mol}^{-1}$ ) are notably stronger than those in GPA $\cdots$ CO<sub>2</sub> ( $-10.7 \text{ kJ mol}^{-1}$ ) and [Bmim][BF<sub>4</sub>] $\cdots$ CO<sub>2</sub> ( $-17.8 \text{ kJ mol}^{-1}$ ) when examined independently. These interactions offer additional benefits including non-toxicity and cost-effectiveness.<sup>40</sup> In addition, integrating SAs into ILs significantly enhances the interactions between metals and SAs, thereby greatly improving their effectiveness in metal-catalyzed reactions with increased catalytic activity.<sup>17,46–50</sup> It is thus plausible to propose that SAs and ILs can jointly activate CO<sub>2</sub> and stabilize metal catalytic species during the catalysis process. The utilization of Pd catalysts for synthesizing important, biologically active heterocyclic compounds has attracted considerable research attention.<sup>51–53</sup> Despite substantial efforts to develop various Pd catalysts for CO<sub>2</sub> transformation,<sup>17</sup> challenges such as low turnover frequency (TOF), catalytic efficiency, high CO<sub>2</sub> concentration, and high catalyst loading persist. Therefore, developing a robust, high-performance AIO Pd catalyst for the capture, activation, and catalytic transformation (CACT) of CO<sub>2</sub> remains a formidable and intriguing research area.

Herein, we designed a series of metal-containing bis(benzimidazolium) ILs (Cat1-5), specifically engineered for the CACT of CO<sub>2</sub> and propargylic amines (Fig. 1a, R<sub>4</sub> = H). These chloropalladate-containing ILs were facilitated synthesized *via* a biphasic ion exchange reaction between the respective bis(benzimidazolium) bromide salts (Im-Br1-4) and Na<sub>2</sub>PdCl<sub>4</sub>. We further evaluated the catalytic performance of Cat1-5 in the CACT of CO<sub>2</sub> and propargylic amines. The integrated Cat1 catalytic system, containing AcGlu and bis(benzimidazolium) units, demonstrated a synergistic effect with Pd in the CACT of *in situ* activated-CO<sub>2</sub>, forming NHC-CO<sub>2</sub> adducts and AcGlu-CO<sub>2</sub>-philes. This stimulation activation of CO<sub>2</sub> and propargylic amine ensures reached a highest reported TOF value of  $3456 \text{ h}^{-1}$  (Fig. 1c). In addition, Cat1 exhibits good stability across a range of temperatures, effectively integrating the advantages of homogeneous catalysis and catalyst recycling, and can be reused for at least 10 cycles without significant loss in catalytic performance. <sup>1</sup>H NMR experimentals confirmed that AcGlu and bis(benzimidazolium) co-coordinated Cat1, providing multiple LA-LB sites for the activation of CO<sub>2</sub>, propargylic amine, and stabilization of Pd catalyst species. The catalytic mechanism was elucidated through *quasi-in-situ* NMR and <sup>13</sup>C-isotope-labeling experiments.

## Results and discussion

### Reasonable design, preparation, and characterization of Pd catalysts

At the outset of our study, acetylglucoside bis(benzimidazolium) tetrachloropalladate salts (Cat1-3 and 5) were synthesized in four steps from natural D-glucose. The final step involved a straightforward ion exchange of the corresponding bromide salts (Im-Br1-3 and 5) with Na<sub>2</sub>PdCl<sub>4</sub> (Fig. 2a). For comparative purposes, a bis(benzimidazolium) tetrachloropalladate salt (Cat4) featuring an *n*-octyl (<sup>-13</sup>C<sub>8</sub>H<sub>15</sub>) side chain was synthesized using a similar method. Cat5 and Im-Br5 were also obtained by



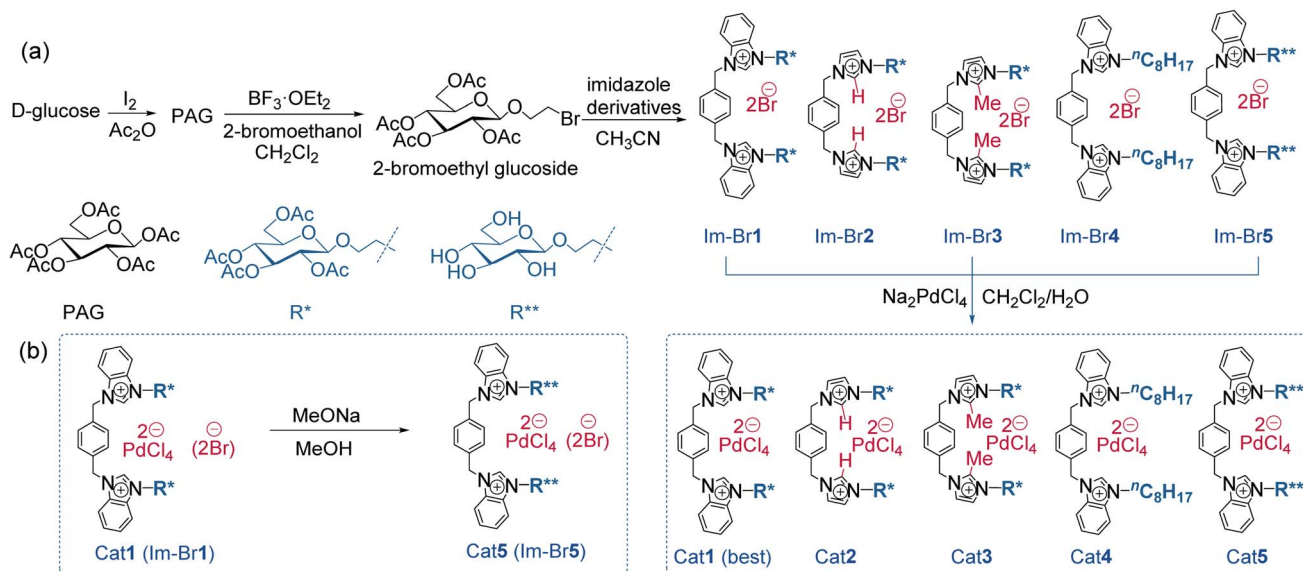


Fig. 2 (a) The synthetic routes of Pd catalysts Cat1-5. (b) The synthesis route of bromide salt Im-Br1 and Pd catalyst Cat5.

deprotecting the Ac groups from the corresponding Cat1 and Im-Br1 (Fig. 2b), primarily to investigate their roles in the catalytic process. Cat1-5 can be synthesized with high purity and are readily available in large quantities with high yields. It is worth noting that the use of 2-bromoethyl glucoside is intended to alleviate steric hindrance between the anomeric equatorial carbon of the sugar and the axial  $C_2$ -H of the imidazolium ring by introducing an ethyl group to separate them.<sup>49</sup> This design also helps to minimize potential interactions between the imidazolium ring and sugar units in order to evaluate their role during the catalytic process.

All these compounds were thoroughly characterized using  $^1H$  and  $^{13}C$  nuclear magnetic resonance spectra (NMR, Fig. S1-S10<sup>†</sup>), Fourier-transform infrared spectra (FT-IR, Fig. S11-S15<sup>†</sup>), and liquid chromatography-high-resolution mass spectrometry (LC-HR/MS, Fig. S16-S25<sup>†</sup>). Furthermore, X-ray photoelectron spectroscopy (XPS, Fig. S26<sup>†</sup>) was employed to discern the distinct chemical coordination environments of Cat1 and Cat5, with and without Ac protecting groups. Meanwhile, thermal stability of Cat1-5 was also studied using thermogravimetric analysis (TGA, Fig. S27<sup>†</sup>). The NMR signals of Cat1-5 closely resembled those of their corresponding bromide salts (Im-Br1-5), with the most notable peaks appearing in similar regions across spectra (Fig. S1-S10<sup>†</sup>). Specifically, the characteristic imidazolium  $C_2$ -H singlet peak in the bromide salts Im-Br1-2 and 4-5 was observed at  $\delta$  9.80~10.40 ppm, shifting to  $\delta$  9.3~10.10 ppm in Cat1-2 and 4-5 after ion exchange. The multiplets for  $C_{1-6}$ -H in glucoside of Im-Br1-3 and 5, ranging from  $\delta$  3.20~5.90 ppm, were comparable to those in Cat1-3 and 5, also shifting to  $\delta$  9.3~10.10 ppm.  $^{13}C$  NMR spectra revealed a significant peak for  $C_2$ -C in Im-Br1-5 at  $\delta$  137.0~145.4 ppm, slightly altered to  $\delta$  136.4~145.4 ppm in Cat1-5. NMR results showed that the introduction of  $PdCl_4^{2-}$  anion not only maintained the original structure of the parent compound, but also enhanced its interaction with AcGlu groups and

benzimidazolium cation. FT-IR spectra indicated absorption peaks at approximately 1563 and 1630  $cm^{-1}$ , attributed to the C=N and C=C stretch vibrations of the imidazolium unit in Cat1-5. Additional signals at about 1172, 1126, and 1035  $cm^{-1}$  were consistent with C-H bending vibrations in the imidazolium rings of Cat1-5 (Fig. S11-S15<sup>†</sup>). LC-HR/MS analysis in positive mode confirmed the presence of only imidazolium cations, with indistinguishable test signals for Cat1-5 and Im-Br1-5 (Fig. S16-S25<sup>†</sup>), corroborating our previously reported results.<sup>17</sup> The chemical environment of the key elements in the near-surface region of Cat1 and Cat5 was further characterized using XPS. Carbon was the predominant element, with the XPS spectrum of Cat5 resolving into component parts corresponding to C-C (~284.8 eV), C-N (~286.7 eV), and C=O/O-C=O (~289.2 eV).<sup>31</sup> Pd 3d XPS spectra for Cat5 displayed peaks at 337.7 (Pd 3d<sub>5/2</sub>) and 343.2 eV (Pd 3d<sub>3/2</sub>), indicative of Pd in the +2 oxidation state and substantial electron donation from AcGlu and bis(benzimidazolium) units to the  $PdCl_4^{2-}$  anions (Fig. S26<sup>†</sup>).<sup>54</sup> Notably, the Pd 3d XPS spectra of Cat5 without Ac protecting groups also showed significant shifts (0.6–0.7 eV) in the binding energies of benzimidazolium heterocycles, suggesting increased electron delocalization after ion exchange. These experimental results confirmed the successful synthesis of the target products Im-Br1-5 and Cat1-5. The TGA curves show that the decomposition temperatures of catalysts Cat1-5 range from 186 °C to 225 °C (Fig. S27<sup>†</sup>), indicating their good thermal stability. Furthermore, Cat1 was dissolved in dimethyl sulfoxide ( $DMSO-d_6$ ) and maintained at various temperatures (–22 °C, 25~30 °C, and 70 °C) for 10 h to assess its stability in solution. Remarkably, no significant changes were observed in its  $^1H$ ,  $^{13}C$  NMR spectrum, and color across these different environments (Fig. S28<sup>†</sup>). These results suggest that Cat1 is stable and does not undergo decomposition during the catalytic reaction.





## Catalytic activity evaluation

Initially, the catalytic performance of Cat1 was evaluated in the model reaction of *N*-(4-methoxybenzyl)propargylic amine (**6a**) and CO<sub>2</sub> [simulated flue gas, V(CO<sub>2</sub>):V(N<sub>2</sub>) = 15:85] at 70 °C with NaO<sup>t</sup>Bu in different solvents (Fig. 3a). No reaction was observed in tetrahydrofuran (THF), and a 10% yield of the product 3-(4-methoxybenzyl)-5-methyleneoxazolidin-2-one (**7a**) was observed in acetonitrile (CH<sub>3</sub>CN). However, good to excellent yields of **7a** (80–92%) were obtained in 1,4-dioxane (Diox), ethanol (EtOH), and methanol (MeOH). Remarkably, nearly 100% yields were achieved in *N,N*-dimethylformamide (DMF) and DMSO within 2.0 h. Further optimization of the reaction time revealed that DMSO was the superior solvent, yielding a higher TOF (89.6 h<sup>-1</sup>) compared to DMF (25.6 h<sup>-1</sup>). These results align with those previously reported by C. Nevado using PdCl<sub>2</sub>(dppf),<sup>55</sup> and by D. Bourissou using a Pd SCS complex.<sup>56</sup> Additionally, the interaction energies of the DMSO-CO<sub>2</sub> complexes at the MP2 level indicate effective CO<sub>2</sub> activation,<sup>44</sup> facilitating faster reaction kinetics in DMSO. Subsequently, we optimized various bases in DMSO (Fig. 3b). In the presence of inorganic bases such as NaOH, NaOAc, Na<sub>3</sub>PO<sub>4</sub>·12H<sub>2</sub>O, and Na<sub>2</sub>CO<sub>3</sub>, substrate **6a** was completely consumed, yielding product **7a** in approximately 100% yields. KOH, K<sub>2</sub>CO<sub>3</sub>, and NaHCO<sub>3</sub> produced yields of 96%, 95%, and 10%, respectively. The weak organic base triethylamine (TEA) afforded only a 29% yield. In contrast, the strong organic bases 1,8-diazabicycloundec-7-ene (DBU) and NaO<sup>t</sup>Bu favorably promoted the reaction, yielding 88% and approximately 100% yields, respectively.

As expected, no product was detected in the absence of a base. By optimizing the reaction time and catalyst dosage, we

determined that the weak inorganic base NaOAc, which contains acetate anions (OAc<sup>-</sup>, Fig. 3c), was the optimal choice, achieving a TOF of 100 h<sup>-1</sup> with 100% yield, which could further increase to 672 h<sup>-1</sup>. Rogers *et al.* observed that the introducing CO<sub>2</sub> into 1,3-dialkylimidazolium acetate ILs *via* bubbling facilitated the formation of corresponding NHC-CO<sub>2</sub> adducts.<sup>57</sup> Consequently, it is plausible that the activity of CO<sub>2</sub> manifested in the form of NHC-CO<sub>2</sub> adducts, arising from free NHC generated *in situ* following the reaction between benzimidazolium cations and NaOAc. Further assessment of various temperatures revealed a notable impact on the reaction process (Fig. 3d). At room temperature (RT, approximately 20–25 °C), only 28% yield of **7a** was obtained, with yields increasing to 30–68% as the temperature rose from RT to 70 °C. However, a significant reduction in yield to 54% occurred when the temperature was increased to 80 °C. These results indicate that high temperatures are not conducive to the reaction, primarily due to the decomposition of the *in-situ* formed NHC-CO<sub>2</sub> adducts and DMSO-CO<sub>2</sub> complexes at elevated temperatures.<sup>17,27,28,58</sup>

By comparing the catalytic activities of AIO Pd catalyst Cat1-5 (Table 1, entries 1–5), we observed that Cat1, containing AcGlu and bis(benzimidazolium) units, exhibited superior performance with a TOF of 2400 h<sup>-1</sup>, 100% yield, and TON of 400 (entry 1). Other catalysts, such as Cat2, Cat3, and Cat4, were less efficient, yielding 94%, 91%, and 52% respectively (entries 2–4). Cat5 without Ac protecting groups, when used as a catalyst, yielded only 36% with a TOF of 864 h<sup>-1</sup>. This comparison highlights the critical role of Ac units in enhancing catalytic performance. To elucidate the role of functional units in Cat1,

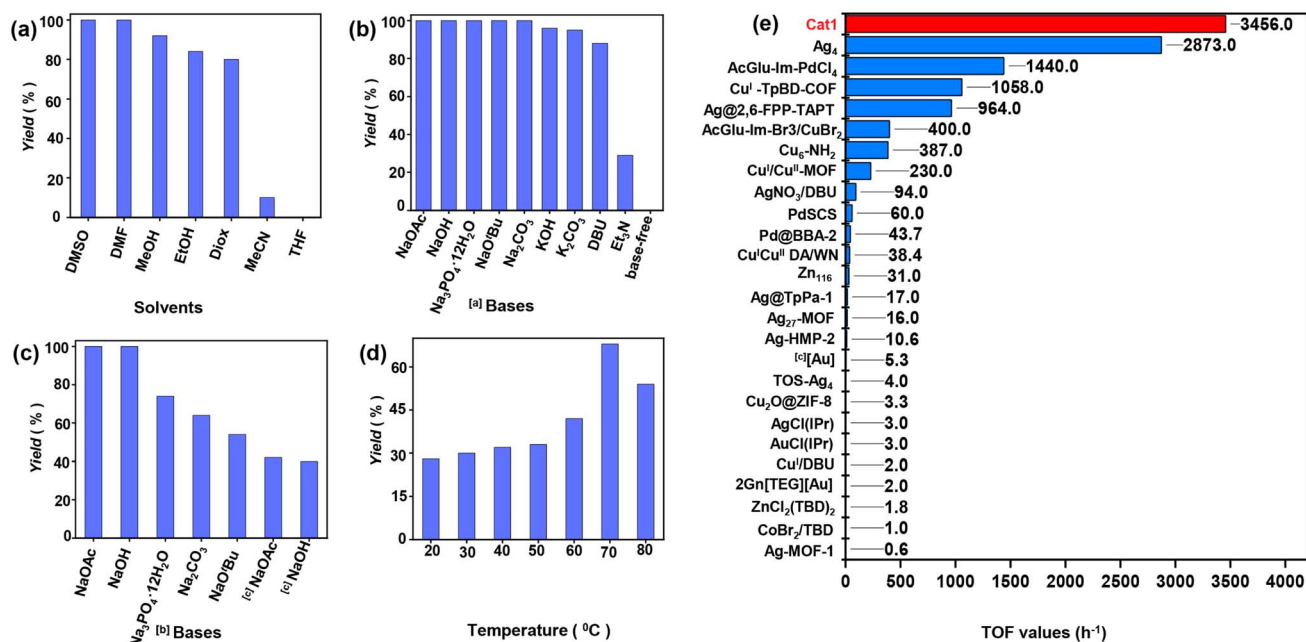
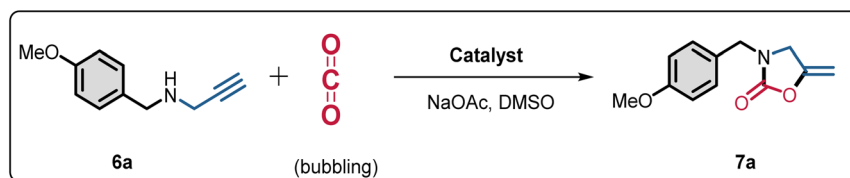


Fig. 3 Screening the reaction of **6a** with CO<sub>2</sub> (simulated flue gas, bubbling) under various conditions, Pd catalyst (0.5 mol%), base (0.15 mmol), solvent (2.0 mL), and stirred at 70 °C for 1.0 h, unless noted otherwise, yields were determined by <sup>1</sup>H NMR. The reactions were carried out with different solvents (a), bases (b and c), and (d) temperatures. [a] DMSO (2.0 mL). [b] 0.25 h. (e) Comparison with other reported catalysts. TOF was calculated using optimal conditions reported in the literature. Detailed reaction conditions are provided in Table S1.†



Table 1 Screening of the reaction conditions



Entry <sup>a</sup>	Catalyst	Yields <sup>b</sup> [%]	TOF [h <sup>-1</sup> ]	TON
1	Cat1	100 <sup>c</sup> , 74 <sup>d</sup>	2400 <sup>c</sup> , 3456 <sup>d</sup>	400 <sup>c</sup> , 288 <sup>d</sup>
2	Cat2	94 <sup>c</sup>	2256	376
3	Cat3	91 <sup>c</sup>	2184	364
4	Cat4	52 <sup>c</sup>	1242	207
5	Cat5	36 <sup>c</sup>	864	144
6	K <sub>2</sub> PdCl <sub>4</sub>	28	56	56
7	Pd(OAc) <sub>2</sub>	44	88	88
8	PdCl <sub>2</sub>	37	74	74
9	Im-Br1/K <sub>2</sub> PdCl <sub>4</sub>	70	140	140
10	Im-Br1/Pd(OAc) <sub>2</sub>	64	128	128
11	Im-Br1/PdCl <sub>2</sub>	71	142	142
12	PAG/K <sub>2</sub> PdCl <sub>4</sub>	56	112	112
13	Blank, Im-Br1	n.d. <sup>e</sup>	—	—

<sup>a</sup> The reactions were carried out with **6a** (0.1 mmol), Pd catalyst (0.5 mol%), CO<sub>2</sub> (simulated flue gas, bubbling), NaOAc (0.15 mmol), DMSO (1.0 mL) and stirred at 70 °C for 1.0 h, unless noted otherwise. <sup>b</sup> Determined by <sup>1</sup>H NMR. <sup>c</sup> Catalyst (0.25 mol%), CO<sub>2</sub> (1.0 atm, bubbling), 10 min. <sup>d</sup> Catalyst (0.25 mol%), CO<sub>2</sub> (simulated flue gas, bubbling), NaOAc (0.15 mmol), 5 min. <sup>e</sup> **7a** was not detected (n.d.).

various Pd catalyst systems were evaluated (entries 6–11). When commercial catalysts like K<sub>2</sub>PdCl<sub>4</sub>, Pd(OAc)<sub>2</sub>, and PdCl<sub>2</sub> were used directly, they achieved only 28%, 44%, and 37%, respectively (entries 6–8). When combined with Im-Br1, these catalysts' activities significantly improved, resulting in 70%, 64%, and 71% yields (entries 9–11). Furthermore, the yield rose significantly to 56% (entry 12) when glucose pentaacetate (PAG) was used in conjunction with the pure K<sub>2</sub>PdCl<sub>4</sub> catalyst, which had a yield of only 28% (entry 6). This suggests that both PAG and Im-Br1 enhance the activity of palladium species. In the absence of any Pd catalyst (entry 13), and with only Im-Br1 used, no product was detected. In addition, it was also observed that increasing the amount of NaOAc from 1.5 to 4.0 equivalents significantly boosted the yield to 74% and achieved the highest reported TOF (3456 h<sup>-1</sup>) and TON (288, entry 1), underscoring the pivotal role of OAc<sup>-</sup> herein. The TOF value of Cat1 surpasses that of all other previously reported homogeneous and heterogeneous catalytic systems for the reaction of propargylic amines and dilute CO<sub>2</sub>, as detailed in Fig. 3e and Table S1.†

During the optimization process, we observed significantly variation in the conversion of **6a** as reaction time and temperature increased. Consequently, a series of detailed kinetic experiments were thus performed to validate the impact of various on the conversion of **6a**. Derived simplified kinetic equations based on existing literature reports:<sup>59,60</sup>

$$\ln(1 - x) = -k_{\text{obs}}t + C \quad (1)$$

where  $k_{\text{obs}}$  is the rate constant,  $t$  is the reaction time (min),  $x$  is the **6a** conversion (%). The kinetics of the reaction were

investigated using eqn (1), and the rate constants ( $k_{\text{obs}}$ ) were determined by analyzing the slope of the linear relationship between  $\ln(1 - x)$  and  $t$ . The resulting experimental data can be found in Fig. S29.† Notably, all conditions yielded correlation coefficients with squared values close to 1, indicating a strong indication that the reaction is a first-order process concerning **6a** concentration, catalyst dosage, and CO<sub>2</sub> flow rate.

With the optimal reaction conditions established, we further evaluated substrates with various substituents on the benzyl ring (Fig. 4). Both electron-withdrawing and electron-donating groups, regardless of their positions, were well tolerated, delivering the desired products **7a-h** yields ranging from 90% to 100%. This protocol proved efficient for 3-methoxy (**7b**), 2,6-difluoro (**7c**), 4-fluoro (**7d**), 4-bromo (**7e**), 4-chloro (**7f**), and 4-trifluoromethyl (**7g**) substituents. Propargylic amines with 3-butyl (**6i**) and 3-cyclohexylmethyl (**6j**) substituents were also efficiently converted into the corresponding 2-oxazolidinones (**7i** and **7j**) in excellent yields (up to approximately 100%). Notably, the reaction proceeded smoothly with propargylic amines bearing both electron-withdrawing and electron-donating groups.

The introduction of a methyl substituent at the benzylic position, increasing steric hindrance, notably affected the yields, producing desired products (**7k** and **7l**) in moderate yields. Extending the reaction time to 2.0 h also facilitated the efficient conversion of propargylic amines **6k** and **6l** into the corresponding products **7k** and **7l** in excellent yields (92% and 94%). Unfortunately, when R<sub>4</sub> was a Me- group, the substrates **6n-6p** exhibited relatively low reactivity, illustrating the



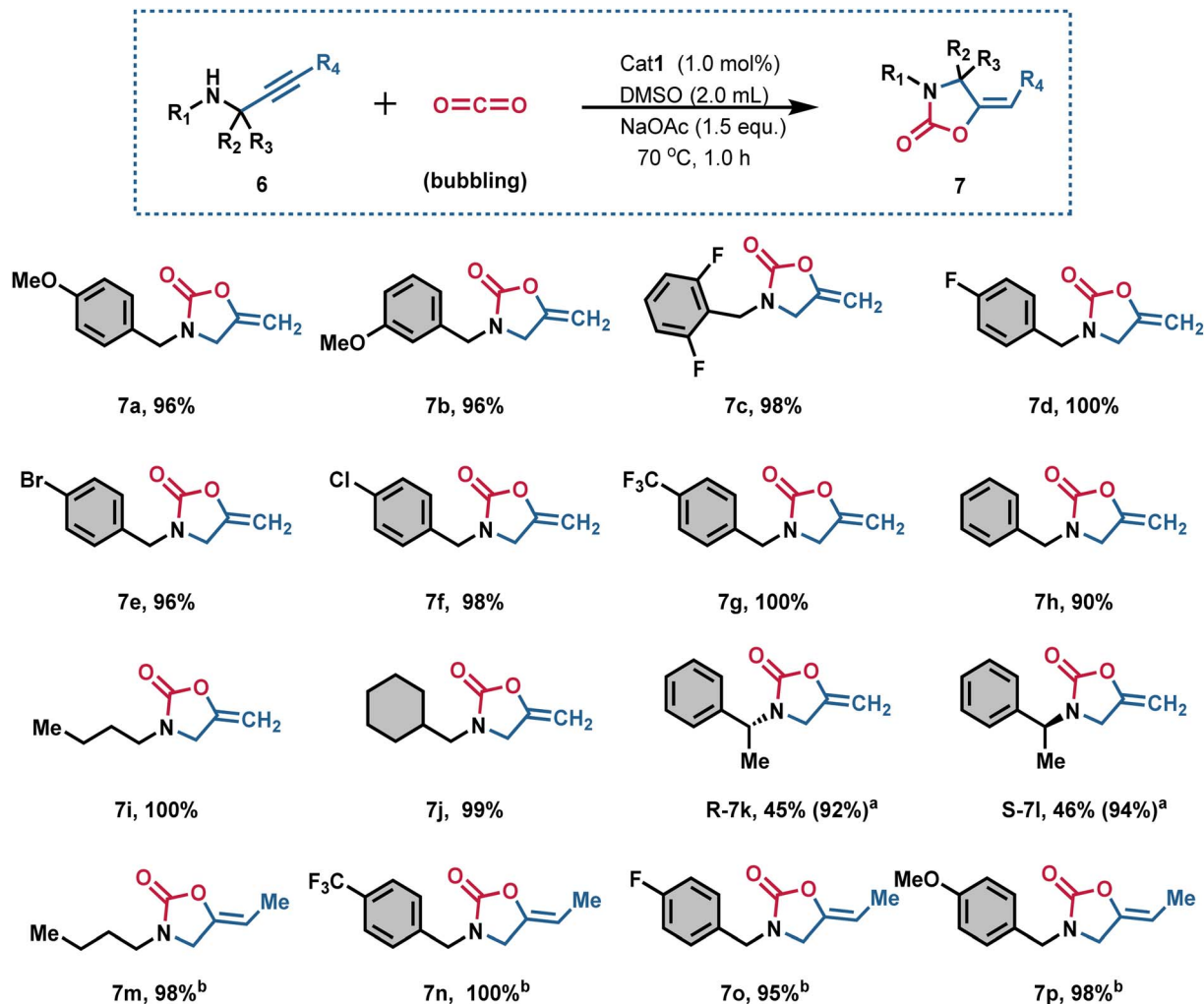


Fig. 4 Scope of the carboxylative cyclization of propargylic amines and CO<sub>2</sub> [simulated flue gas, V(CO<sub>2</sub>) : V(N<sub>2</sub>) = 15 : 85]. Reaction conditions: Cat1 (1.0 mol%), substrate **6** (0.05 mmol), and NaOAc (1.5 equiv., 0.075 mmol) were added into DMSO (2.0 mL) in the reaction tube, and then stirred at 70 °C for 1.0 h. <sup>a</sup>React for 2.0 h. <sup>b</sup>Cat1 (1.5 mol%), react for 3.0 h.

negative impact of a Me- group at the terminal alkyne on the reactivity of propargyl amines. Therefore, extending the reaction time to 3.0 h and increasing the amount of catalyst to 1.5 mol% resulted in the formation of target products **7n–7p** with yields ranging from 95% to 100%. Consequently, Cat1, containing AcGlu and bis(benzimidazolium) units, can be considered a novel AIO functionalized, efficient Pd catalyst for the carboxylative cyclization of propargylic amines and dilute CO<sub>2</sub>. The synthetic utility was further demonstrated by reaction, product conversion, and the synthesis of compound on a gram-scale. Additionally, the gram-scale synthesis was also achieved with good yield. It is worth mentioning that Cat1-catalyzed conversion of **6a** and CO<sub>2</sub> into gram-scale **7a** with around 100% yield (Fig. S30<sup>†</sup>).

#### Catalyst cycle evaluation

Cat1 was selected for the recycling reaction to evaluate its stability in the synthesis of 2-oxazolidinone **7a**. Vacuum distillation was utilized to separate the products and Cat1 after each

cycle, while fresh **6a** was introduced into the catalytic system, allowing the solution containing Cat1 to be recycled for subsequent runs. Then catalyst mixture was recycled for the synthetic reaction and the catalytic activity only decreased by only approximately 10% after 10 cycles by <sup>1</sup>H NMR (Fig. S31a and c<sup>†</sup>). Moreover, the color of the catalytic system remained virtually unchanged throughout runs 1 to 10 (Fig. S31b<sup>†</sup>), indicating Cat1 was stabilized during recycling. These results demonstrating that catalyst Cat1 could be recycled. In contrast, the recyclability of Cat5 without Ac- units is much lower, whose yield dropped below 85% just after 4 runs (Fig. S32<sup>†</sup>). These results indicate that the Ac- groups enhance the hydrogen bonding and Lewis acid-Lewis base interactions with PdCl<sub>4</sub><sup>2-</sup>, thereby increasing the stability of the catalytic species during the catalytic process.

The FT-IR and <sup>1</sup>H NMR spectra of the Cat1 were measured before and after recycle (Fig. S33<sup>†</sup>). The <sup>1</sup>H NMR results indicated that the disappearance of bis(benzimidazolium) units after the reaction, while AcGlu units maintained. Furthermore,



changes in the signal peaks corresponding to C=N and C=C in the FT-IR spectrum were observed, while the peaks for C=O, C-O, and C-O-C remained unchanged, further validating our judgments. This would explain the changes in cations and anions would lead to decreased catalytic activity, which further indicated that cations and anions would have a synergistic effect on the catalytic reaction. This would explain the disappearance of the bis(benzimidazolium) units would lead to decreased catalytic activity, which further indicated that among the bis(benzimidazolium), AcGlu, and palladium catalyst species would have a synergistic effect on the catalytic reaction.

### Possible mechanism of AIO Cat1-catalyzed carboxylative cyclization

To deepen our understanding of the catalytic mechanism of the AIO Cat1-catalyzed carboxylative cyclization reaction, we conducted numerous *quasi-in-situ* NMR and  $^{13}\text{C}$ -isotope-labeling experiments. We conducted  $^{13}\text{C}$ -isotopic-labeling NMR and FT-IR experiments to verify that the C=O group in product **7a** is derived from  $\text{CO}_2$ . The results clearly indicate that the peak intensity of the C=O unit in the  $^{13}\text{C}$ -labeled **7a** at 155.7 ppm is considerably higher than that of the unlabeled **7a** (Fig. S34a†). Furthermore, from the FT-IR spectra of **7a**, the signal of the C=O unit shifted from  $1758\text{ cm}^{-1}$  to  $1783\text{ cm}^{-1}$  (Fig. S34b†).

These findings provide strong support for our proposed pathway for  $\text{CO}_2$  conversion, which entails the initial insertion of  $\text{CO}_2$  into the carbonate group of intermediates, leading to the formation of the final 2-oxazolidinones. A broad peak at 2.41 ppm was identified as the NH of substrate **6a** by hydrogen-deuterium exchange  $^1\text{H}$  NMR experiment in  $\text{DMSO-}d_6$  with two drops (70  $\mu\text{L}$ ) of  $\text{D}_2\text{O}$  (Fig. S35†).

It is necessary to elucidate the roles of Cat1 and NaOAc in conjunction with substrate **6a** within the reaction system. Upon the independent addition of Cat1 and NaOAc, a broad signal at 3.35 ppm appeared while the peak at 2.41 ppm disappeared, suggesting that both components can activate the NH group (Fig. S36†). When Cat1 and NaOAc were added simultaneously, the shift of the NH peak was very similar to that observed with the addition of only Cat1 to substrate **6a**, indicating synergistic activation of the NH group by Cat1 and NaOAc. As illustrated in Fig. S37,† with the progression of the reaction time, the characteristic proton peaks of substrate **6a** (3.08, 3.24, 3.66, and 3.72 ppm) gradually diminished and ultimately vanished, while new characteristic signals for 2-oxazolidinone **7a** (3.74, 4.08, 4.33, and 4.65 ppm) emerged and intensified. These peak changes signify the gradual conversion of substrate **6a** into product **7a**.<sup>13</sup> The dynamics and interactions among Cat1, NaOAc,  $\text{CO}_2$ , and substrate **6a** were further explored using *quasi-in-situ*  $^1\text{H}$  and  $^{13}\text{C}$

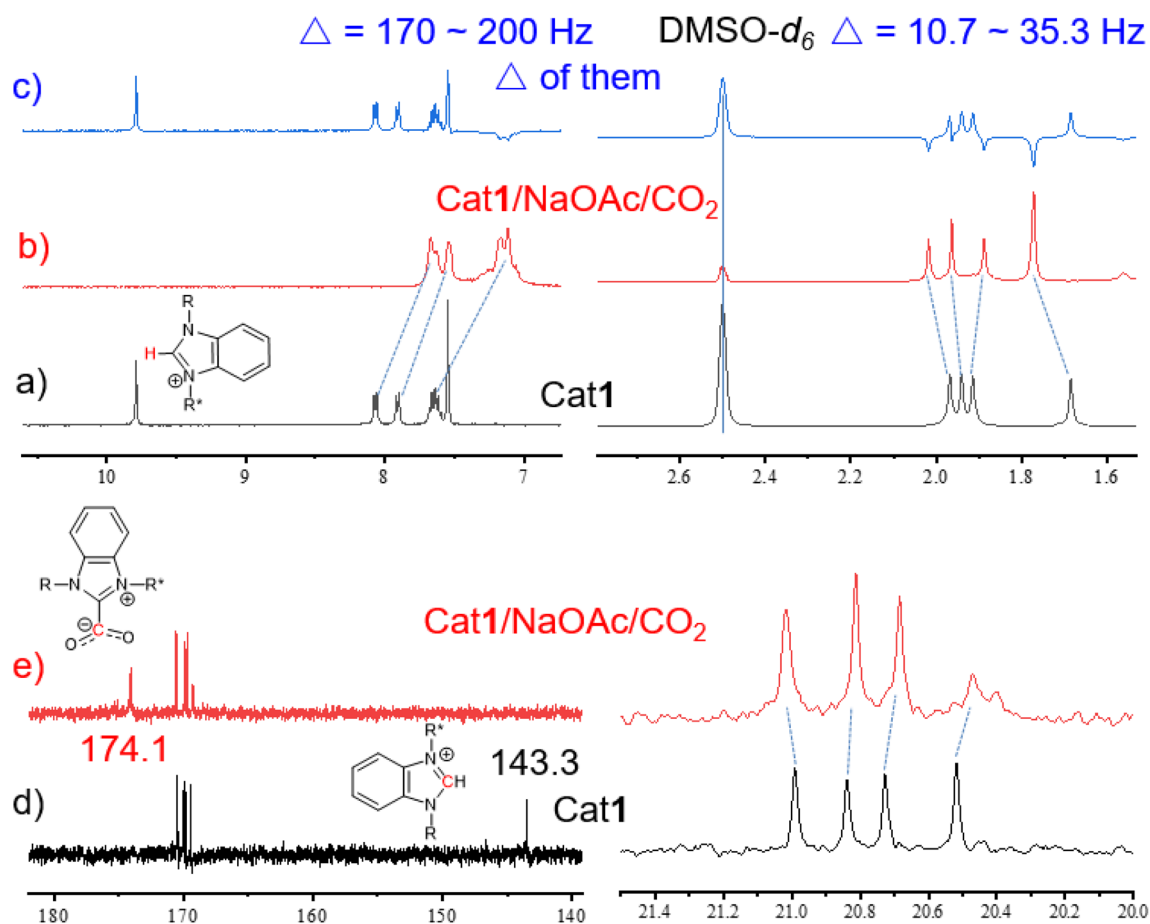


Fig. 5 (a–c) Partially  $^1\text{H}$  NMR spectra of Cat1 and Cat1/NaOAc/CO<sub>2</sub>. (d and e) Partially  $^{13}\text{C}$  NMR spectra of Cat1 and Cat1/NaOAc/CO<sub>2</sub>.





NMR in DMSO- $d_6$  (Fig. 5 and S38<sup>†</sup>). Notably, the proton signals of C<sub>2</sub>-H and Ac in Cat1 shifted upfield significantly by approximately 20 Hz and 5.0 Hz, respectively, after CO<sub>2</sub> was bubbled into DMSO- $d_6$  (Fig. S38<sup>†</sup>). This observation underscores the pronounced interactions between Cat1 and CO<sub>2</sub>.

The pK<sub>a</sub> values of benzimidazolium salts rang between 21 and 24, positioning them between the ethyl acetate and neutral carbonyl carbon acids such as acetone. This indicates that the least basic NHC is more basic than the most basic phosphine [P(*t*Bu)<sub>3</sub>, pK<sub>a</sub>~10], suggesting a high proton (C<sub>2</sub>-H) affinity.<sup>61–63</sup> Remarkably, the signal at 9.79 ppm assigned to the C<sub>2</sub>-H of Cat1 disappeared upon the introduction of NaOAc, indicating the formation of free NHC even at RT (Fig. 5b). Similarly, the C<sub>2</sub>-H peak of imidazolium salt Cat2 split into a doublet and subsequently disappeared (Fig. S39<sup>†</sup>), while the proton signal at C<sub>2</sub>-Me of Cat3 remained unchanged (Fig. S40<sup>†</sup>). The proton signals of Ac groups shifted by 10.7 to 35.3 Hz, and the signals in the benzimidazolium heterocycle broadened and shifted upfield significantly by approximately 170 to 200 Hz (Fig. 5a–c). These results indicate that the weak base NaOAc not only interacts with Cat1 but also generates free NHC *in-situ*. When CO<sub>2</sub> was bubbled into the mixture of Cat1/NaOAc, the proton signals of Ac groups exhibited shifts both upfield and downfield by approximately 10.7 to 35.3 Hz (Fig. 5a–c), indicating the formation of AcGlu-CO<sub>2</sub>-philes between CO<sub>2</sub> and Ac groups. Meanwhile, the C<sub>2</sub>-C signal at 143.3 ppm disappeared, and a new peak at 174.1 ppm appeared, assigned to the C=O of the *in-situ* formed NHC-CO<sub>2</sub> adducts (Fig. 5d and e).<sup>28</sup> Hence, CO<sub>2</sub> is co-activated in the form of AcGlu-CO<sub>2</sub>-philes and NHC-CO<sub>2</sub> adducts, thereby promoting the catalytic process.

As a comparison, when NaOAc was added into the DMSO- $d_6$  solution of Cat3 (may be considered as NHO precursor), the <sup>1</sup>H NMR signals maintained unchanged (Fig. S40<sup>†</sup>). This indicates

that the alkalinity of NaOAc is insufficient to generate free NHO from Cat3, preventing further reaction with CO<sub>2</sub> to form NHO-CO<sub>2</sub> adducts, resulting in lower reaction activity compared to Cat1. Herein, the acidity of C<sub>2</sub>-H in benzimidazolium salt was found to be superior to that in corresponding Cat2 and Cat3, primarily due to the absence of interfering acidic protons on the ring. It is reasonable to suggest that the formation of NHC-CO<sub>2</sub> adducts from Cat1 is easier than from Cat2, and NHO-CO<sub>2</sub> adducts from Cat3.<sup>57</sup> Furthermore, the interactions between Cat5, NaOAc, and CO<sub>2</sub> were further investigated *via* <sup>1</sup>H NMR. When NaOAc was added to the DMSO- $d_6$  solution of Cat5, the singlet C<sub>2</sub>-H peak of the imidazolium ring split into doublet and then disappeared. However, when CO<sub>2</sub> was bubbled into the mixture of Cat5 and NaOAc, all signals remained unchanged, indicating no interaction between them (Fig. S41<sup>†</sup>).

Based on these *quasi-in-situ* NMR, <sup>13</sup>C-isotope-labeling experiments, and previous studies,<sup>2,11,17</sup> a plausible mechanism has been proposed in Fig. 6. Initially, with the assistance of the base NaOAc, Cat1 is deprotonated *in-situ* into free NHC (intermediate A). Subsequently, the intermediate A activates CO<sub>2</sub> in the form of NHC-CO<sub>2</sub> adducts (intermediate B). Simultaneously, the AcGlu groups in Cat1 capture and activate CO<sub>2</sub> in the form of AcGlu-CO<sub>2</sub>-philes (intermediate C). In this study, the proton of NH in the propargylic amine is co-deprotonated by NaOAc and Cat1, facilitating co-activated CO<sub>2</sub> from intermediates B and C electrophilic attack the amide anion, forming a carbamate intermediate D. The homogeneous PdCl<sub>4</sub><sup>2-</sup> anion activates the triple bond (C≡C) of terminal alkyne with the assistance of NaOAc, yielding a Pd acetylide intermediate E. Subsequently, the negatively charged oxygen from carbamate intermediate E attacks the Pd acetylide, resulting in intramolecular cyclization (intermediate F). The proton transfer from NaOAc-H<sup>+</sup> to the C≡C bond leads to the formation of the

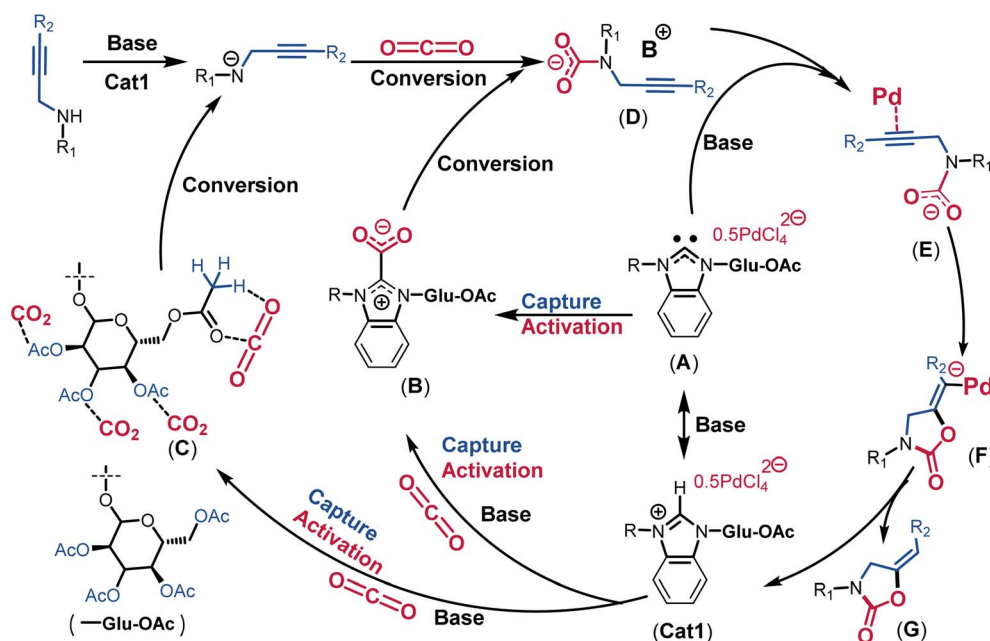


Fig. 6 Proposed mechanism for Cat1-catalyzed carboxylative cyclization.





product 2-oxazolidinone G and regenerates Cat1. The initial sequestration and activation of CO<sub>2</sub> in the form of NHC-CO<sub>2</sub> adducts and AcGlu-CO<sub>2</sub>-philes significantly facilitated the catalytic process. This integrated catalyst demonstrated an interesting multi-dimensional synergistic effect of CO<sub>2</sub> co-sequestration, co-activation, and catalytic transformation in an AIO catalytic system, achieving the highest reported TOF value.

## Conclusions

In summary, we have designed a highly efficient Pd catalyst (Cat1) through an AIO strategy, functionalized with sugar acetates (AcGlu) and bis(benzimidazolium) units. Cat1-catalyzed the cyclization of simulated flue gas and propargylic amine to synthesize 2-oxazolidinone with the highest TOF of 3456 h<sup>-1</sup>, surpassing all previously reported catalysts. Through a series of *quasi-in situ* NMR and <sup>13</sup>C-isotope-labeling experiments, it was observed that the C<sub>2</sub>-H in the benzimidazolium heterocycle forms free NHC more readily with the assistance of NaOAc compared to the imidazolium and 2-methylimidazolium heterocycles. In comparison to Cat5, which lacks Ac protective groups, the catalytic activity of Cat1 was significantly enhanced in the cyclization reaction of CO<sub>2</sub> and propargylic amines, demonstrating that the Ac groups enhance CO<sub>2</sub> transformation. The resulting NHC-CO<sub>2</sub> adducts and AcGlu-CO<sub>2</sub>-philes served as effective activated CO<sub>2</sub> sources for further conversion. The metal Pd center activated the C≡C bond to generate the Pd acetylide intermediate, leading to the production of a series of 2-oxazolidinones with yields between 90% and 100%. Meanwhile, Cat1 demonstrated good stability across various temperatures, with catalytic activity decreasing by approximately 10% after 10 cycles. A gram-scale experiment was also conducted to demonstrate the practical scalability of this reaction. This strategy of designing high-performance catalysts with capabilities for activating reaction substrates and stabilizing metal catalytic centers shows great promise for advancing CO<sub>2</sub> conversion technologies. Furthermore, sugar acetates, being low-cost, nontoxic, nonvolatile, biocompatible, and renewable compounds, contribute to making the corresponding CO<sub>2</sub> catalytic reaction process environmentally friendly.

## Data availability

The data that support the findings of this study are available in the main text and the ESI.†

## Author contributions

Lingfang Kong: investigation, formal analysis, visualization, writing – original draft, writing – review & editing; Zekun Tao: investigation, methodology, formal analysis, writing – original draft; Yunjia Li: investigation, formal analysis; Huiwen Gong: methodology, formal analysis; Yun Bai: methodology, formal analysis, resources, writing – review & editing; Longbin Li: formal analysis, writing – review & editing; Xianjin Zhang: formal analysis, writing – review & editing; Zhonggao Zhou:

resources, project administration, supervision, writing – review & editing; Yiwang Chen: resources, project administration, supervision, project administration, writing – review & editing. All the authors discussed the experimental results.

## Conflicts of interest

There are no conflicts of interest to declare.

## Acknowledgements

This work was financially supported by the National Natural Science Foundation of China Grant Numbers 22261002 (Z. Z.), 22301044 (Y. B.), the Key Project of Jiangxi Provincial Natural Science Foundation 20232ACB203016 (Z. Z.), the Key Laboratory of Jiangxi University for Functional Materials Chemistry Grant Number FMC21702 (Z. Z.), the Innovative Special Fund Project for Graduate Students of Jiangxi Province Grant Number YC2023-S845 (L. K.).

## Notes and references

- 1 F. D. Bobbink, S. Das and P. J. Dyson, *N*-formylation and *N*-methylation of amines using metal-free *N*-heterocyclic carbene catalysts and CO<sub>2</sub> as carbon source, *Nat. Protoc.*, 2017, **12**, 417–428.
- 2 S.-L. Hou, J. Dong, X.-Y. Zhao, X.-S. Li, F.-Y. Ren, J. Zhao and B. Zhao, Thermocatalytic conversion of CO<sub>2</sub> to valuable products activated by noble-metal-free metal-organic frameworks, *Angew. Chem., Int. Ed.*, 2023, **62**, e202305213.
- 3 L. Wang, C. Qi, W. Xiong and H. Jiang, Recent advances in fixation of CO<sub>2</sub> into organic carbamates through multicomponent reaction strategies, *Chin. J. Catal.*, 2022, **43**, 1598–1617.
- 4 J.-H. Ye, T. Ju, H. Huang, L.-L. Liao and D.-G. Yu, Radical carboxylative cyclizations and carboxylations with CO<sub>2</sub>, *Acc. Chem. Res.*, 2021, **54**, 2518–2531.
- 5 R. Cauwenbergh, V. Goyal, R. Maiti, K. Natte and S. Das, Challenges and recent advancements in the transformation of CO<sub>2</sub> into carboxylic acids: straightforward assembly with homogeneous 3d metals, *Chem. Soc. Rev.*, 2022, **51**, 9371–9423.
- 6 X. Shang, X. Yang, G. Liu, T. Zhang and X. Su, A molecular view of single-atom catalysis toward carbon dioxide conversion, *Chem. Sci.*, 2024, **15**, 4631–4708.
- 7 G. Ciamician, The Photochemistry of the Future, *Science*, 1912, **36**, 385–394.
- 8 T. A. Mukhtar and G. D. Wright, Streptogramins, Oxazolidinones, and Other Inhibitors of Bacterial Protein Synthesis, *Chem. Rev.*, 2005, **105**, 529–542.
- 9 X. Yang, L. Xu, Y. Zhu, S. Zhang, G. Jia and J. Du, Efficient fabrication of oxazolidinones for the carboxylative cyclization with carbon dioxide, *J. CO<sub>2</sub> Util.*, 2023, **74**, 102531.
- 10 S. Wang and C. Xi, Recent advances in nucleophile-triggered CO<sub>2</sub>-incorporated cyclization leading to heterocycles, *Chem. Soc. Rev.*, 2019, **48**, 382–404.



- 11 L. Li, Y. Lv, H. Sheng, Y. Du, H. Li, Y. Yun, Z. Zhang, H. Yu and M. Zhu, A low-nuclear Ag<sub>4</sub> nanocluster as a customized catalyst for the cyclization of propargylamine with CO<sub>2</sub>, *Nat. Commun.*, 2023, **14**, 6989.
- 12 X. L. Jiang, Y. E. Jiao, S. L. Hou, L. C. Geng, H. Z. Wang and B. Zhao, Green conversion of CO<sub>2</sub> and propargylamines triggered by triply synergistic catalytic effects in metal-organic frameworks, *Angew. Chem., Int. Ed.*, 2021, **60**, 20417–20423.
- 13 A.-L. Gu, Y.-X. Zhang, Z.-L. Wu, H.-Y. Cui, T.-D. Hu and B. Zhao, Highly efficient conversion of propargylic alcohols and propargylic amines with CO<sub>2</sub> activated by noble-metal-free catalyst Cu<sub>2</sub>O@ZIF-8, *Angew. Chem., Int. Ed.*, 2022, **61**, e202114817.
- 14 F. Inagaki, K. Maeda, K. Nakazawa and C. Mukai, Construction of the Oxazolidinone Framework from Propargylamine and CO<sub>2</sub> in Air at Ambient Temperature: Catalytic Effect of a Gold Complex Featuring an L<sub>2</sub>/Z-Type Ligand, *Eur. J. Org. Chem.*, 2018, **2018**, 2972–2976.
- 15 C.-S. Cao, S.-M. Xia, Z.-J. Song, H. Xu, Y. Shi, L.-N. He, P. Cheng and B. Zhao, Highly Efficient Conversion of Propargylic Amines and CO<sub>2</sub> Catalyzed by Noble-Metal-Free [Zn<sub>116</sub>] Nanocages, *Angew. Chem., Int. Ed.*, 2020, **59**, 8586–8593.
- 16 X. Xu, Z. Li, H. Huang, X. Jing and C. Duan, A novel copper metal-organic framework catalyst for the highly efficient conversion of CO<sub>2</sub> with propargylic amines, *Inorg. Chem. Front.*, 2022, **9**, 3839–3844.
- 17 Z.-G. Zhou, P. He, J. Li, J. Zhang, G. Xu, S.-Y. Zhang, X.-X. Deng, Z.-Y. Du, G.-T. Luo, H.-Y. Zhen, Y. Chen and C.-T. He, Integration of CO<sub>2</sub> Capture, Activation, and Conversion with Ternary Acetylglucosyl 2-Methylimidazolium Modified Pd Catalyst, *Org. Chem. Front.*, 2023, **10**, 2045–2053.
- 18 W. Lyu, Y. Liu, J. Zhou, D. Chen, X. Zhao, R. Fang, F. Wang and Y. Li, Modulating the Reaction Configuration by Breaking the Structural Symmetry of Active Sites for Efficient Photocatalytic Reduction of Low-concentration CO<sub>2</sub>, *Angew. Chem., Int. Ed.*, 2023, **62**, e202310733.
- 19 M. Wang, B. Wang, J. Zhang, S. Xi, N. Ling, Z. Mi, Q. Yang, M. Zhang, W. R. Leow, J. Zhang and Y. Lum, Acidic media enables oxygen-tolerant electrosynthesis of multicarbon products from simulated flue gas, *Nat. Commun.*, 2024, **15**, 1218.
- 20 H. Zhou and X. Lu, Lewis base-CO<sub>2</sub> adducts as organocatalysts for CO<sub>2</sub> transformation, *Sci. China: Chem.*, 2017, **60**, 904–911.
- 21 I. Sullivan, A. Goryachev, I. A. Digdaya, X. Li, H. A. Atwater, D. A. Vermaas and C. Xiang, Coupling electrochemical CO<sub>2</sub> conversion with CO<sub>2</sub> capture, *Nat. Catal.*, 2021, **4**, 952–958.
- 22 J. Septavaux, C. Tosi, P. Jame, C. Nervi, R. Gobetto and J. Leclaire, Simultaneous CO<sub>2</sub> capture and metal purification from waste streams using triple-level dynamic combinatorial chemistry, *Nat. Chem.*, 2020, **12**, 202–212.
- 23 Y. B. Wang, Y. M. Wang, W. Z. Zhang and X. B. Lu, Fast CO<sub>2</sub> sequestration, activation, and catalytic transformation using *N*-heterocyclic olefins, *J. Am. Chem. Soc.*, 2013, **135**, 11996–12003.
- 24 M. N. Hopkinson, C. Richter, M. Schedler and F. Glorius, An overview of *N*-heterocyclic carbenes, *Nature*, 2014, **510**, 485–496.
- 25 K. Miharu, N. Bunta, F. Hayato, Y. Kosuke, K. Takuya and T. Mamoru, Single-carbon atom transfer to  $\alpha,\beta$ -unsaturated amides from *N*-heterocyclic carbenes, *Science*, 2023, **379**, 484–488.
- 26 C.-Y. Wu, W. J. Wolf, Y. Levartovsky, H. A. Bechtel, M. C. Martin, F. D. Toste and E. Gross, High-spatial-resolution mapping of catalytic reactions on single particles, *Nature*, 2017, **541**, 511–515.
- 27 C. He, D.-H. Si, Y.-B. Huang and R. Cao, A CO<sub>2</sub>-masked carbene functionalized covalent organic framework for highly efficient carbon dioxide conversion, *Angew. Chem., Int. Ed.*, 2022, **61**, e202207478.
- 28 X. Guo, F. Zhang, Z. Yang, L. Gao, R. Wei and G. Xiao, Construction of covalent organic framework functionalized with carbene dual active sites for enhancing CO<sub>2</sub> carboxylation conversion, *Chem. Eng. J.*, 2023, **475**, 146453.
- 29 L. Wan, M. Pang, J. Le, Z. Xu, H. Zhou, Q. Xu and B. Wang, Oriented intergrowth of the catalyst layer in membrane electrode assembly for alkaline water electrolysis, *Nat. Commun.*, 2022, **13**, 7956.
- 30 T. Jia, Y.-X. Li, X.-H. Ma, M.-M. Zhang, X.-Y. Dong, J. Ai and S.-Q. Zang, Atomically precise ultrasmall copper cluster for room-temperature highly regioselective dehydrogenative coupling, *Nat. Commun.*, 2023, **14**, 6877.
- 31 A. Brzeczek-Szafran, K. Erfurt, A. Blacha-Grzechnik, M. Krzywiecki, S. Boncel and A. Chrobok, Carbohydrate Ionic Liquids and Salts as All-in-One Precursors for *N*-Doped Carbon, *ACS Sustain. Chem. Eng.*, 2019, **7**, 19880–19888.
- 32 X. Q. Li, K. Chen, R. L. Guo and Z. Wei, Ionic Liquids Functionalized MOFs for Adsorption, *Chem. Rev.*, 2023, **123**, 10432–10467.
- 33 L. A. Blanchard, D. Hancu, E. J. Beckman and J. F. Brennecke, Green processing using ionic liquids and CO<sub>2</sub>, *Nature*, 1999, **399**, 28–29.
- 34 B. Yoon and G. A. Voth, Elucidating the Molecular Mechanism of CO<sub>2</sub> Capture by Amino Acid Ionic Liquids, *J. Am. Chem. Soc.*, 2023, **145**, 15663–15667.
- 35 A. Weillhard, S. P. Argent and V. Sans, Efficient carbon dioxide hydrogenation to formic acid with buffering ionic liquids, *Nat. Commun.*, 2021, **12**, 231.
- 36 Q. Li, F. Yan and J. Texter, Polymerized and Colloidal Ionic Liquids – Syntheses and Applications, *Chem. Rev.*, 2024, **124**, 3813–3931.
- 37 D. Prodius and A.-V. Mudring, Rare earth metal-containing ionic liquids, *Coord. Chem. Rev.*, 2018, **363**, 1–16.
- 38 P. Migowski, P. Lozano and J. Dupont, Imidazolium based ionic liquid-phase green catalytic reactions, *Green Chem.*, 2023, **25**, 1237–1260.
- 39 T. Zhou, C. Gui, L. Sun, Y. Hu, H. Lyu, Z. Wang, Z. Song and G. Yu, Energy Applications of Ionic Liquids: Recent



- Developments and Future Prospects, *Chem. Rev.*, 2023, **123**, 12170–12253.
- 40 X.-B. Hu, Y.-X. Li, K. Huang, S.-L. Ma, H. Yu, Y.-T. Wu and Z.-B. Zhang, Impact of  $\alpha$ -D-glucose pentaacetate on the selective separation of CO<sub>2</sub> and SO<sub>2</sub> in supported ionic liquid membranes, *Green Chem.*, 2012, **14**, 1440–1446.
- 41 P. Raveendran and S. L. Wallen, Sugar acetates as novel, renewable CO<sub>2</sub>-philes, *J. Am. Chem. Soc.*, 2002, **124**, 7274–7275.
- 42 S.-L. Ma, Y.-T. Wu, M. L. Hurrey, S. L. Wallen and C. S. Grant, Sugar Acetates as CO<sub>2</sub>-philes: Molecular Interactions and Structure Aspects from Absorption Measurement Using Quartz Crystal Microbalance, *J. Phys. Chem. B*, 2010, **114**, 3809–3817.
- 43 M. A. Blatchford, P. Raveendran and S. L. Wallen, Spectroscopic Studies of Model Carbonyl Compounds in CO<sub>2</sub>: Evidence for Cooperative C–H $\cdots$ O Interactions, *J. Phys. Chem. A*, 2003, **107**, 10311–10323.
- 44 P. Raveendran and S. L. Wallen, Cooperative C–H $\cdots$ O Hydrogen Bonding in CO<sub>2</sub>-Lewis Base Complexes: Implications for Solvation in Supercritical CO<sub>2</sub>, *J. Am. Chem. Soc.*, 2002, **124**, 12590–12599.
- 45 G. Kontos, C. Tsiptsias and I. Tsvintzelis, Cellulose Acetate-Ionic Liquid Blends as Potential Polymers for Efficient CO<sub>2</sub> Separation Membranes, *Polymers*, 2024, **16**, 554.
- 46 A. Annunziata, A. Amoresano, M. E. Cucciolo, R. Esposito, G. Ferraro, I. Iacobucci, P. Imbimbo, R. Lucignano, M. Melchiorre, M. Monti, C. Scognamiglio, A. Tuzi, D. M. Monti, A. Merlino and F. Ruffo, Pt(II) versus Pt(IV) in Carbene Glycoconjugate Antitumor Agents: Minimal Structural Variations and Great Performance Changes, *Inorg. Chem.*, 2020, **59**, 4002–4014.
- 47 A. Annunziata, M. E. Cucciolo, M. Di Ronza, G. Ferraro, M. Hadji, A. Merlino, D. Ortiz, R. Scopelliti, F. Fadaei Tirani, P. J. Dyson and F. Ruffo, Ruthenium(II)-Arene Complexes with Glycosylated NHC-Carbene Co-Ligands: Synthesis, Hydrolytic Behavior, and Binding to Biological Molecules, *Organometallics*, 2023, **42**, 952–964.
- 48 J. Wolfs, R. Nickisch, L. Wanner and M. A. R. Meier, Sustainable One-Pot Cellulose Dissolution and Derivatization via a Tandem Reaction in the DMSO/DBU/CO<sub>2</sub> Switchable Solvent System, *J. Am. Chem. Soc.*, 2021, **143**, 18693–18702.
- 49 T. Hussain Ali, A. Washeel Salman, R. Sabah Abdulhussein, L. Persoons, D. Daelemans, W. Dehaen and L. Van Meervelt, New sugar-incorporated N-heterocyclic carbene precursors and their Ag(I) and Pd(II) complexes: Synthesis, characterization, and cytotoxicity studies, *J. Mol. Liq.*, 2024, **393**, 123618.
- 50 J. P. Byrne, L. Delgado, F. Paradisi and M. Albrecht, Carbohydrate-Functionalized Triazolylidene Iridium Complexes: Hydrogenation Catalysis in Water with Asymmetric Induction, *ChemCatChem*, 2022, **14**, e202200086.
- 51 M. Ghosh and S. Khan, N-Heterocyclic Carbenes Capped Metal Nanoparticles: An Overview of Their Catalytic Scope, *Chem. Rev.*, 2023, **13**, 9313–9325.
- 52 C. He, J. Liang, Y.-H. Zou, J.-D. Yi, Y.-B. Huang and R. Cao, Metal-organic frameworks bonded with metal N-heterocyclic carbenes for efficient catalysis, *Natl. Sci. Rev.*, 2022, **9**, nwab157.
- 53 P. Onnuch, K. Ramagonolla and R. Y. Liu, Aminative Suzuki-Miyaura coupling, *Science*, 2024, **383**, 1019–1024.
- 54 C.-T. Yue, Q. Xing, P. Sun, Z.-L. Zhao, H. Lv and F.-W. Li, Enhancing stability by trapping palladium inside N-heterocyclic carbene-functionalized hypercrosslinked polymers for heterogeneous C-C bond formations, *Nat. Commun.*, 2021, **12**, 1875.
- 55 P. García-Domínguez, L. Fehr, G. Rusconi and C. Nevado, Palladium-catalyzed incorporation of atmospheric CO<sub>2</sub>: efficient synthesis of functionalized oxazolidinones, *Chem. Sci.*, 2016, **7**, 3914–3918.
- 56 P. Brunel, J. Monot, C. E. Kefalidis, L. Maron, B. Martin-Vaca and D. Bourissou, Valorization of CO<sub>2</sub>: preparation of 2-oxazolidinones by metal-ligand cooperative catalysis with SCS indenediide Pd complexes, *ACS Catal.*, 2017, **7**, 2652–2660.
- 57 G. Gurau, H. Rodríguez, S. P. Kelley, P. Janiczek, R. S. Kalb and R. D. Rogers, Demonstration of Chemisorption of Carbon Dioxide in 1,3-Dialkylimidazolium Acetate Ionic Liquids, *Angew. Chem., Int. Ed.*, 2011, **50**, 12024–12026.
- 58 D. Yu and Y. Zhang, Copper- and copper-N-heterocyclic carbene-catalyzed C–H activating carboxylation of terminal alkynes with CO<sub>2</sub> at ambient conditions, *Proc. Natl. Acad. Sci. U.S.A.*, 2010, **107**, 20184–20189.
- 59 P. Liu, K. Cai, D.-J. Tao and T. Zhao, The mega-merger strategy: M@COF core-shell hybrid materials for facilitating CO<sub>2</sub> capture and conversion to monocyclic and polycyclic carbonates, *Appl. Catal., B*, 2024, **341**, 123317.
- 60 K. Cai, P. Liu, Z. Chen, P. Chen, F. Liu, T. Zhao and D.-J. Tao, Construction of bifunctional triazine-based imidazolium porous ionomer polymers by a post-crosslinking tactic for efficient CO<sub>2</sub> capture and conversion, *Chem. Eng. J.*, 2023, **451**, 138946.
- 61 C. Wang, X. Luo, H. Luo, D.-e. Jiang, H. Li and S. Dai, Tuning the Basicity of Ionic Liquids for Equimolar CO<sub>2</sub> Capture, *Angew. Chem., Int. Ed.*, 2011, **50**, 4918–4922.
- 62 S. Gaillard, C. S. J. Cazin and S. P. Nolan, N-Heterocyclic Carbene Gold(I) and Copper(I) Complexes in C–H Bond Activation, *Acc. Chem. Res.*, 2011, **45**, 778–787.
- 63 X. li, S. Zeng, A. Wang, G. Li, L. Yuan, K. Peng, C. Jiang, H. Zhang, X. Zhang and S. Zhang, Modulating CO<sub>2</sub> electroreduction to syngas by protic-nonprotic ionic liquid composite electrolytes, *Chem. Eng. Sci.*, 2024, **292**, 119961.

