

Cite this: *Chem. Sci.*, 2024, 15, 13299

All publication charges for this article have been paid for by the Royal Society of Chemistry

Received 21st May 2024

Accepted 11th July 2024

DOI: 10.1039/d4sc03315a

rsc.li/chemical-science

Tandem catalytic allylic C–H amination and asymmetric [2,3]-rearrangement *via* bimetallic relay catalysis†

Zhenwei Wu,^{‡ab} Xi Yang,^{‡b} Fangqing Zhang,^a Yangbin Liu^{*ab} and Xiaoming Feng^{ID *bc}

A bimetallic relay catalysis protocol for tandem allylic C–H amination and asymmetric [2,3]-sigmatropic rearrangement has been developed with the use of an achiral Pd⁰ catalyst and a chiral *N,N'*-dioxide–Mg^{II} complex in a one-pot operation. A series of anti- α -amino derivatives containing two stereogenic centers were prepared from readily available allylbenzenes and glycine pyrazolamide with good yields and high stereoselectivities. Moreover, the synthetic potential of this protocol was further demonstrated by the product transformations, and a catalytic cycle was proposed to illustrate the reaction process.

Introduction

Palladium-catalysed enantioselective functionalization of allylic C–H bonds represents a versatile and step-economical synthetic technology in comparison with classic asymmetric allylic substitution reactions (Tsuji-Trost), providing a straightforward approach to enable readily available α -alkenes to be used as allylating reagents without a tedious pre-functionalized process (Scheme 1a).^{1,2} Generally, chiral palladium complexes are able to facilitate the allylic C–H cleavage with the generation of π -allyl-palladium intermediates, which favour an outer-sphere nucleophilic substitution at the less-hindered terminus.³ In sharp contrast, advances in branch- and enantioselective allylic C–H oxidative functionalization of aryl- or alkyl-substituted α -alkenes are relatively limited. To achieve this less favoured regioselectivity, Gong's group has recently demonstrated that palladium-catalysed allylic C–H oxidative alkylation reactions employing potential coordination nucleophiles (such as α -benzothiazylacetamide and 2-acylimidazole) prefer to undergo an inner-sphere pathway, allowing for the branch-selective products (Scheme 1b).⁴ Another powerful strategy to access branch regioselectivity is a one-pot sequence of palladium-catalysed linear allylic C–H functionalization, followed by branched allylic substitution (Scheme 1c). As such, Sharma and

Hartwig describe an elegant branch- and enantioselective functionalization of allylic C–H bonds of α -alkenes by a sequential combination of palladium-catalysed C–H oxidation and iridium-catalysed asymmetric substitution (Scheme 1d).⁵ Despite this impressive progress, a sequential or relay process to achieve branch- and enantioselective allylic C–H oxidative functionalization is still in its infancy thus far. Further efforts to expand the combination of two different reaction types in one-pot show a highly valuable but challenging avenue of research.

The chiral α -amino acids are a class with versatile structure fragments that are prevalent in numerous bioactive natural products and pharmaceuticals.⁶ Of the established synthetic methods for enantioenriched α -amino acid derivatives, the asymmetric [2,3]-Stevens rearrangement of glycine-derived allylic ammonium ylides is a powerful transformation, and elegant examples have been reported by the groups of Tambar and Smith, and in our previous work.⁷ In all these studies, preactivated allylating reagents, such as allylic bromides, carbonates and phosphates, are often required to realize the allylic quaternary ammonium salts. To the best of our knowledge, there are no examples of asymmetric [2,3]-Stevens rearrangements with simple α -alkenes as the allylic precursors. Herein, we report the use of bimetallic relay catalysis for branch- and enantioselective allylic C–H amination/[2,3]-rearrangement processes (Scheme 1e). Firstly, the allylic C–H activation of α -alkenes was catalysed by a suitable achiral palladium/oxidant system, which leads to the generation of highly electrophilic π -allyl-palladium intermediates, which can undergo allylic amination and deprotonation to afford the crucial rearrangement precursors-ammonium ylides. Then, the asymmetric [2,3]-rearrangement of the allylic ammonium ylides may be achieved by a chiral Lewis acid complex. This protocol can provide an efficient one-step conversion of the α -alkenes and glycine derivatives into enantiomerically enriched unnatural α -anti-amino acids bearing two contiguous stereocenters.

^aState Key Laboratory of Chemical Oncogenomics, Guangdong Provincial Key Laboratory of Chemical Genomics, Peking University Shenzhen Graduate School, Shenzhen, Guangdong, 518055, P. R. China. E-mail: liuyb@szbl.ac.cn

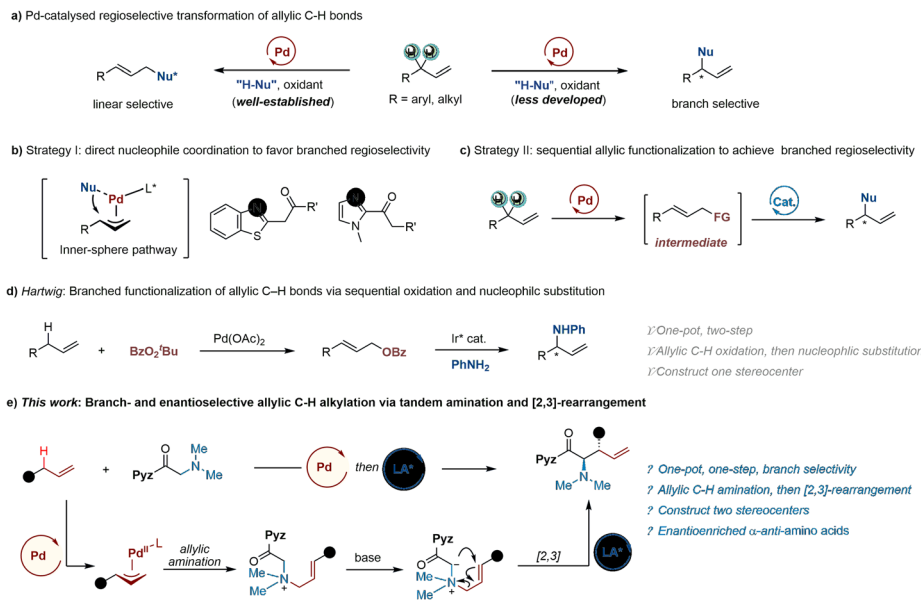
^bInstitute of Chemical Biology, Shenzhen Bay Laboratory, Shenzhen, 518055, P. R. China

^cKey Laboratory of Green Chemistry & Technology, Ministry of Education, College of Chemistry, Sichuan University, Chengdu 610064, P. R. China. E-mail: xmfeng@scu.edu.cn

† Electronic supplementary information (ESI) available. See DOI: <https://doi.org/10.1039/d4sc03315a>

‡ These two authors contribute equally to this work.





Scheme 1 Palladium-catalysed asymmetric allylic C-H functionalization of α -alkenes. FG = functional group, Nu = nucleophile, Pyz = pyrazole, LA* = chiral Lewis acid catalyst.

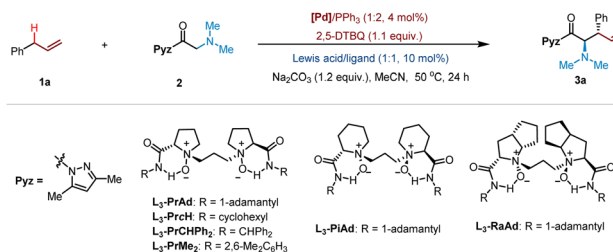
Notably, preactivated allylating reagents are not required in the current method, thus enabling step-economy and convenient synthesis.

Results and discussion

In the last two decades, Feng chiral N,N' -dioxide ligands have been applied as privileged chiral Lewis acid catalysts in diverse asymmetric transformations,⁸ which show good compatibility with late transition metals and oxidative reaction conditions.⁹ As such, we have recently developed bimetallic synergistic catalysis with an achiral Pd(0) catalyst and a chiral N,N' -dioxide-Co(II) complex with good compatibility to achieve asymmetric allylic C-H alkylation of α -alkenes.^{9f} This precedent encouraged us to investigate the feasibility of merging a palladium/oxidant system and a chiral N,N' -dioxide-Lewis acid system using relay catalysis for asymmetric allylic C-H functionalization. Pyrazoleamides are a class of versatile compounds, which can be readily converted into carboxylic acid derivatives and can coordinate tightly with chiral Lewis acid catalysts *via* a bidentate coordination.¹⁰ Thus, glycine pyrazoleamide **2** bearing a tertiary amine moiety was selected as the model substrate. Initially, various palladium precatalysts combining 2,5-di-*tert*-butylquinone (2,5-DTBQ) as an oxidant were evaluated for the tandem allylic C-H amination/[2,3]-rearrangement in the presence of Mg(OTf)₂ and chiral N,N' -dioxide (**L**₃-PrAd) and Na₂CO₃ as a base (Table 1). It was found that Pd₂(dba)₃ was superior to other commonly used Pd(PPh₃)₄, and Pd(TFA)₂ and gave the desired branch-selective allylic C-H alkylation product **3a** with a higher yield, diastereo- and enantio-selectivity (entry 3, 55% yield, 5 : 1 dr, 78 : 22 er). This result demonstrated that achiral palladium/chiral Lewis acid relay catalysis could be a potential stereochemical control strategy for allylic C-H

functionalization, by enabling the asymmetric version of such a one-pot transformation. Other Lewis acids, such as Sc(OTf)₃ and Ni(OTf)₂, were also examined and no enhanced results were obtained (entries 4 and 5, for more details see the ESI†). Next, an extensive investigation of chiral ligands was carried out, including the change of the amide moieties bearing a distinct steric hindrance and diverse chiral α -amino acid skeletons. The L-ramipril derived **L**₃-RaAd was confirmed to be the best option for the control of stereoselectivity (entry 10, 47% yield, 3 : 1 dr, 82 : 18 er). Increasing the amount of 2,5-DTBQ to 1.5 equivalent and changing the palladium source to the Pd₂(dba)₃·chloroform adduct could slightly improve the reactivity and diastereo-selectivity (entries 11 and 12). Moreover, the enantioselectivity was further increased when the reaction was conducted at 20 °C, and the yield could be maintained when the reaction time was prolonged (entry 13). Considering the [2,3]-rearrangement of the allylic ammonium salts as a base-promoted reaction, we investigated a series of bases such as K₂CO₃, LiOAc and ^tPrNEt (or more details see the ESI†). Interestingly, in the absence of any external base, such a tandem reaction still proceeded well and gave product **3a** with a good yield and a higher level of enantioselectivity (entry 14, 56% yield, 5 : 1 dr, 93 : 7 er). This suggested that the phenoxide reduced by the benzoquinone could be used as a base formed *in situ* to convert the ammonium salt into ammonium ylide. Furthermore, the addition of NaBAR₄F as an additive allowed the delivery of the optimized outcomes (entry 15, 67% yield, 8 : 1 dr, 95 : 5 er). We speculate that the complex of Mg(OTf)₂ with the chiral N,N' -dioxide ligand follows an anion exchange with NaBAR₄F, leading to an enhancement of its Lewis acidity. This stronger Lewis acid complex can promote the deprotonation event of the pyrazolamide ammonium salt to form an active ammonium ylide and thereby increases the [2,3]-rearrangement



Table 1 Optimization of the reaction condition^a

Entry	[Pd]	Lewis acid	Ligand	Base	Yield (%)	dr	er
1	Pd(PPh ₃) ₄	Mg(OTf) ₂	L ₃ -PrAd	Na ₂ CO ₃	Trace	N.D.	N.D.
2	Pd(TFA) ₂	Mg(OTf) ₂	L ₃ -PrAd	Na ₂ CO ₃	48	3.5 : 1	76 : 24/54 : 46
3	Pd ₂ dba ₃	Mg(OTf) ₂	L ₃ -PrAd	Na ₂ CO ₃	55	5 : 1	78 : 22/62 : 38
4	Pd ₂ dba ₃	Sc(OTf) ₃	L ₃ -PrAd	Na ₂ CO ₃	Trace	N.D.	N.D.
5	Pd ₂ dba ₃	Ni(OTf) ₂	L ₃ -PrAd	Na ₂ CO ₃	Trace	N.D.	N.D.
6	Pd ₂ dba ₃	Mg(OTf) ₂	L ₃ -PrCH	Na ₂ CO ₃	48	3 : 1	60 : 40/57 : 43
7	Pd ₂ dba ₃	Mg(OTf) ₂	L ₃ -PrCHPh ₂	Na ₂ CO ₃	30	3 : 1	56 : 44/57 : 43
8	Pd ₂ dba ₃	Mg(OTf) ₂	L ₃ -PrMe ₂	Na ₂ CO ₃	35	2 : 1	56 : 44/53 : 47
9	Pd ₂ dba ₃	Mg(OTf) ₂	L ₃ -PIAd	Na ₂ CO ₃	44	2 : 1	54 : 46/51 : 49
10	Pd ₂ dba ₃	Mg(OTf) ₂	L ₃ -RaAd	Na ₂ CO ₃	47	3 : 1	82 : 18/62 : 38
11 ^b	Pd ₂ dba ₃	Mg(OTf) ₂	L ₃ -RaAd	Na ₂ CO ₃	60	4.5 : 1	83 : 17/60 : 40
12 ^b	Pd ₂ (dba) ₃ · CHCl ₃	Mg(OTf) ₂	L ₃ -RaAd	Na ₂ CO ₃	65	4.5 : 1	84 : 16/60 : 40
13 ^{bc}	Pd ₂ (dba) ₃ · CHCl ₃	Mg(OTf) ₂	L ₃ -RaAd	Na ₂ CO ₃	62	5 : 1	87 : 13/63 : 37
14 ^{bc}	Pd ₂ (dba) ₃ · CHCl ₃	Mg(OTf) ₂	L ₃ -RaAd	—	56	5 : 1	93 : 7/60 : 40
15 ^{bcd}	Pd ₂ (dba) ₃ · CHCl ₃	Mg(OTf) ₂	L ₃ -RaAd	—	67	8 : 1	95 : 5/—

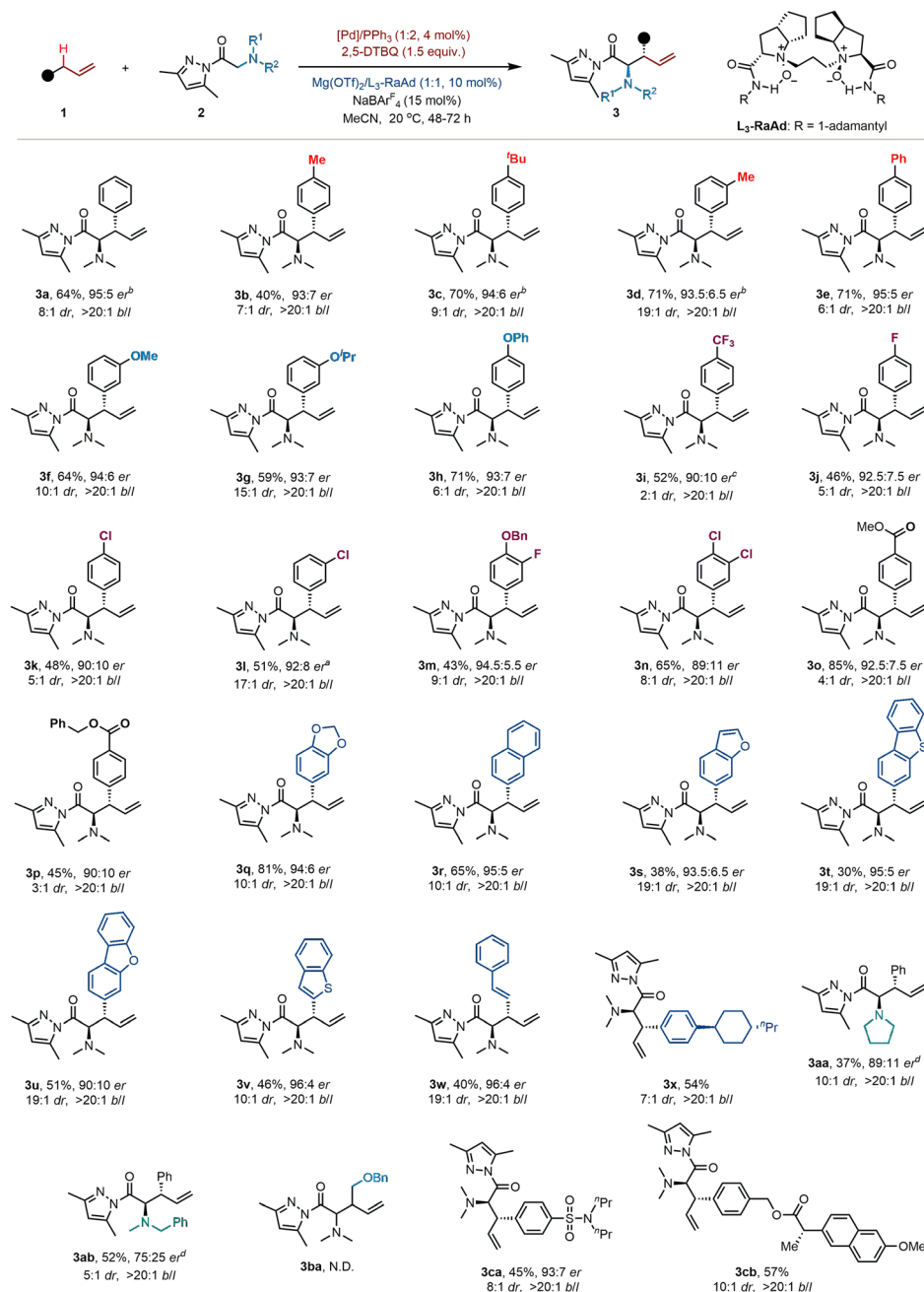
^a Reaction conditions: **1a** (0.2 mmol, 2.0 equiv.), **2** (0.1 mmol, 1.0 equiv.), [Pd]/PPh₃ (1 : 2, 4 mol%), 2,5-DTBQ (0.11 mmol, 1.1 equiv.), Lewis acid (10 mol%), Ligand (10 mol%), and Na₂CO₃ (0.12 mmol, 1.2 equiv.) in MeCN (2.0 mL) at 50 °C for 24 h. The yield and diastereomeric ratio (dr) were determined using ¹H-NMR analysis of the crude reaction mixtures using 4-methylanisole as the internal standard. The enantiomeric ratio (er) was determined using chiral HPLC analysis. Compound **3a** was quantitatively converted into its methyl ester derivative with MeOH at 60 °C to determine its er value. ^b 2,5-DTBQ (1.5 equiv.). ^c At 20 °C for 72 h. ^d NaBAR₄^F {NaB[3,5-(F₃C)₂C₆H₃]₄} (15 mol%) was added. N.D. = no detection. 2,5-DTBQ = 2,5-di-*tert*-butyl quinone.

yield. In addition, the large steric hindrance of the BAR₄^F anion may also contribute to the improved diastereo- and enantioselectivity in the catalytic process.

With the optimal conditions identified, the scope of the α -alkenes was explored for the asymmetric tandem allylic C–H amination/[2,3]-rearrangement (Table 2). We found that allylbenzenes containing alkyl and phenyl substitutions on the aromatic ring were well tolerated and gave the desired branch products in moderate to good yields with high diastereo- and enantioselectivities (**3a–3e**). The presence of alkoxy and phenoxy substituents was able to give the corresponding products with good yields with good enantioselectivities (**3f–3h**). Various halogen-substituents at different positions of the aryl ring were also compatible to generate **3i–3n** with satisfactory results, even for the dichloro-substituted substrate. Other α -alkenes bearing electron-withdrawing functional groups (–CO₂Me, and –CO₂Bn) were also amenable to this process, demonstrating good reaction efficiency and moderate diastereomeric and enantiomeric ratios (**3o** and **3p**). Generally, the allylbenzenes with an electron-rich group provided the final allylic C–H alkylation product with a slightly higher level of enantioselectivity than that with an electron-deficient group. Furthermore, the introduction of 1,3-dioxopentane to the aryl substituents led to acceptable outcomes (**3q**). When α -alkenes were replaced by fused- and heteroaryl groups, such as

naphthyl (**3r**), benzofuryl (**3s**), dibenzothiophenyl (**3t**), dibenzofuryl (**3u**), and benzothienyl (**3v**), this bimetallic relay catalysis could still proceed well and smoothly yielded the desired α -amino acids bearing these important heterocyclic motifs. For a conjugated styryl substituted α -alkene, the allylic alkylation product **3w** was obtained with exclusive branched regioselectivity with a moderate yield and excellent diastereo- and enantioselectivity. The allylbenzene bearing a *para*-cyclohexyl group was also well tolerated, providing the rearrangement product **3x** with a 54% yield with 7 : 1 dr. Moreover, glycine pyrazoleamide derivatives with varying substituents on the nitrogen also gave the desired [2,3]-rearrangement products in 37–52% yields with moderate to good diastereo- and enantioselectivities (**3aa** and **3ab**). We also explored the non-aryl substituted α -alkenes with glycine pyrazoleamide under standard relay conditions. Unfortunately, no desired target product was observed from the crude ¹H-NMR (**3ba**). Given the biomedical potential of α -amino acids, we also applied this protocol to coupling with pharmaceutical molecules, such as probenecid and naproxen, delivering the desired products with good results (**3ca** and **3cb**). It is worth noting that this formal allylic C–H alkylation of α -alkenes allowed for the perfect branch regioselectivity (>20 : 1 *b/l*) in all cases, when compared with the most linear products obtained by palladium-catalysed allylic substitution reactions.



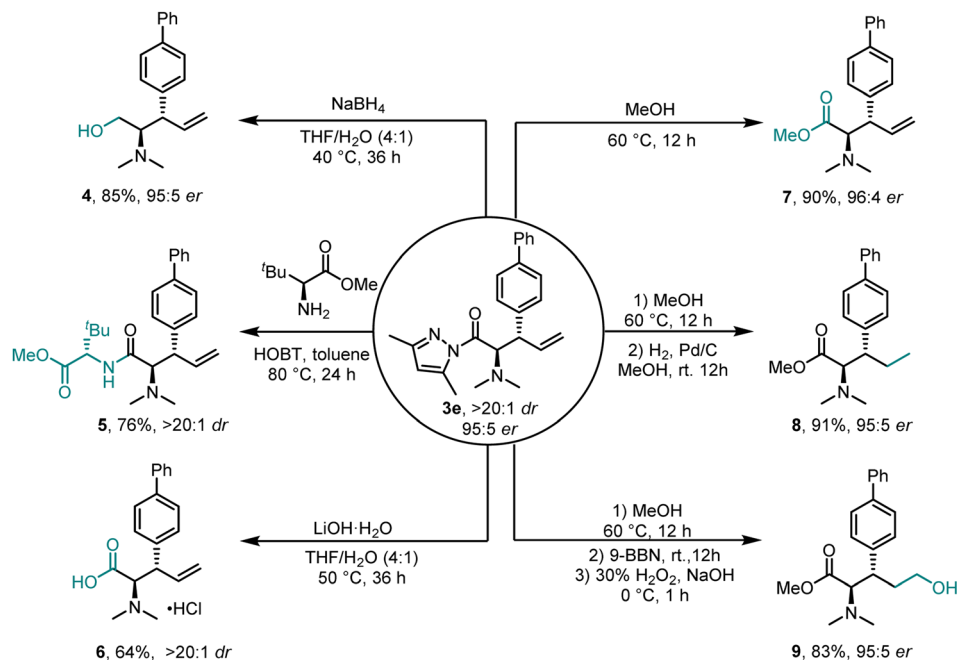
Table 2 Substrate scope^a

^a Reaction conditions: **1** (0.4 mmol, 2.0 equiv.), **2** (0.2 mmol, 1.0 equiv.), Pd₂(dba)₃·CHCl₃ (4 mol%), PPh₃ (8 mol%), 2,5-DTBQ (1.5 equiv.), Mg(OTf)₂ (10 mol%), L₃-RaAd (10 mol%), NaBARF₄ (15 mol%) in MeCN (4.0 mL) at 20 °C for 48–72 h. Isolated yield. Values of dr and b/l were determined using ¹H-NMR analysis. The enantiomeric ratio (er) was determined by chiral HPLC analysis. ^b er is the value of the product's methyl ester derivative. ^c Reaction performed at 10 °C, and isolated yield of the major diastereomer. ^d Reaction performed at 50 °C.

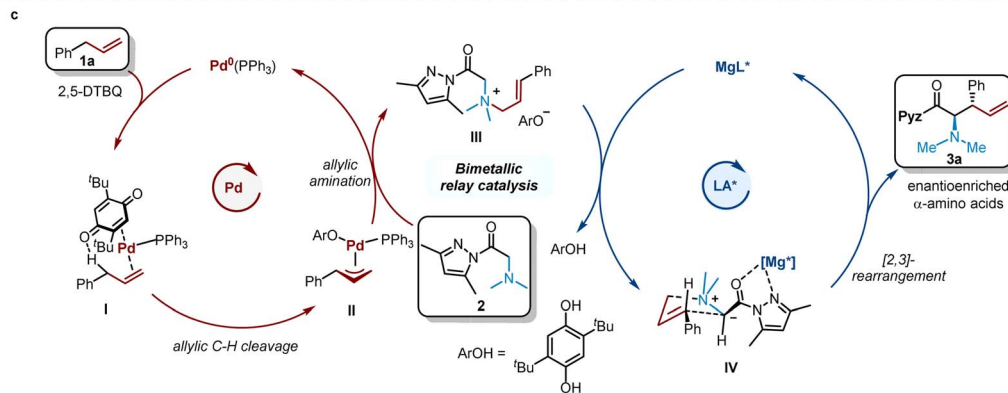
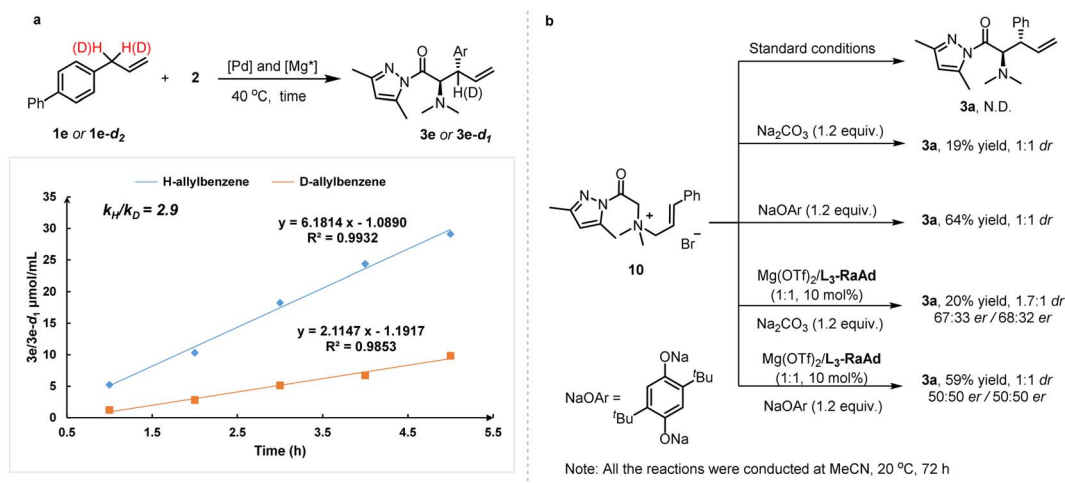
To further demonstrate the application of this methodology, simple transformations were performed to convert them to other enantioenriched building blocks. As shown in Scheme 2, the pyrazoleamide moiety as a readily modifiable functional group could easily be converted under mild conditions. Reduction of product **3e** with NaBH₄ gave the corresponding alcohol **4** with an 85% yield with no erosion of stereoselectivity (>20:1 dr, 95:5 er). Dipeptide **5** was efficiently accessed from

the direct condensation of product **3e** with an optically pure α -amino acid, demonstrating its potential for the synthesis of valuable peptides. The corresponding α -amino acid **6** was obtained as its hydrochloride upon treatment of **3e** with LiOH·H₂O in THF/H₂O. An almost quantitative transesterification with methanol provided α -amino ester **7** with a 90% isolated yield with 96:4 er. Subsequently, hydrogenation of the terminal alkene moiety at room temperature (H₂, Pd/C)





Scheme 2 Synthetic transformation of the allylation products.

Scheme 3 Mechanistic investigation. (a) Determination of the kinetic isotope effect (KIE) with allylbenzene **3e** and **3e-d₂**. (b) Control experiments to investigate the [2,3]-rearrangement of the allyl ammonium salt **10**. (c) Proposed mechanism.

gave **8** with a 91% yield. Primary alcohol **9** was generated using a sequence hydroboration-oxidation (9-BBN and then H_2O_2) and good results were obtained.

In order to gain insight into the possible catalytic mechanism, a series of control experiments were conducted. Firstly, we determined the reaction constants of two parallel reactions with allylbenzene **3e** and deuterated **3e-d₂**. A significant primary kinetic isotope effect (KIE, $k_{\text{H}}/k_{\text{D}} = 2.9$) was observed, suggesting that the allylic C–H cleavage might be the rate-determining step (Scheme 3a). To confirm the [2,3]-rearrangement process, allylic ammonium salt **10** was prepared using glycine and cinnamyl bromide, and then this was investigated using control experiments (Scheme 3b). Firstly, it was subjected to the standard conditions and no desired product **3a** was detected, and this was probably due to the absence of external bases to facilitate the formation of ammonium ylide. Then, the [2,3]-rearrangement of allylic ammonium salt **10** was promoted by the addition of Na_2CO_3 or NaOAr alone as the base, both of which were able to give the desired rearrangement product **3a** with a 19% or 64% yield with 1 : 1 dr. These results indicate that a suitable base is necessary to generate the active ammonium ylide. Furthermore, the chiral Mg(II) complex was employed to induce an asymmetric [2,3]-rearrangement of allylic ammonium salt in the presence of the equivalent base, only resulting in low diastereo- and enantio-selectivities. We speculate that a stoichiometric amount of base (such as Na_2CO_3 and NaOAr) may lead to a racemic background reaction in the [2,3]-rearrangement of the allylic ammonium salt (**10**), thus giving the product **3a** with decreased diastereo- or enantio-selectivities. In the relay catalytic process, the phenoxide (ArO^-) as the base, is generated *in situ* in a catalytic amount to enable slow release of the ammonium ylide, which is potentially captured by the chiral N,N' -dioxide–Mg(II) complex and undergoes a high level of enantioselective [2,3]-Stevens rearrangement. We also attempted to observe the ammonium salts (**10**) formed by allylic C–H amination of allylbenzenes with glycine pyrazoleamides using *in situ* ^1H -NMR analysis. However, it was difficult to detect such ammonium intermediates, probably due to the unfavourable equilibrium for palladium-catalysed ammonium salt formation and the fast [2,3]-rearrangement of the ammonium salts.^{7a,b,e}

Based on the mechanistic experimental results and our previous work,^{7e,9i} a plausible relay catalytic cycle for the tandem asymmetric allylic C–H amination/[2,3]-rearrangement is proposed (Scheme 3c). The active Pd^0/PPh_3 catalyst coordinates with allylbenzene **1a** and 2,5-DTBQ to form an intermediate **I**, followed by a concerted proton and two-electron transfer process to generate a π -allyl-palladium complex **II**. Subsequently, nucleophilic attack of glycine pyrazoleamide can provide the key ammonium salt **III** and regenerates the palladium complex. The chiral N,N' -dioxide–Mg(II) complex activates the corresponding ammonium salt **III** in a bidentate coordination model, and then promotes its deprotonation into ammonium ylide **IV** using the *in situ* generated phenoxide (ArO^-) as the base. According to the anti-selective product, we suppose that the enantioselective [2,3]-rearrangement proceeds in an *exo*-transition state leading to good regio-, diastereo- and enantio-controls.

Conclusions

In conclusion, we have developed an asymmetric bimetallic relay catalysis strategy for Pd-catalysed allylic C–H direct functionalization. This methodology successfully combines an achiral Pd^0 complex-catalysed allylic C–H amination with a chiral N,N' -dioxide–Mg(OTf)₂ complex-controlled enantioselective [2,3]-rearrangement in a one-pot operation. A diversity of valuable enantioenriched anti- α -amino acid derivatives were prepared from readily available α -alkenes and glycine pyrazoleamide with excellent linear-selectivity, and moderate to high diastereo- and enantio-selectivities. The synthetic utility is also demonstrated in the further transformations of the α -amino acid products. We believe that this relay catalysis strategy will have wider application prospects in the field of enantioselective allylic C–H functionalization of simple alkenes.

Data availability

The data supporting this article have been included as part of the ESI.†

Author contributions

Z. W. W. and X. Y. performed the experiments and prepared the paper and the ESI.† F. Q. Z. performed some experiments. Y. B. L. and X. M. F. conceived the concept, directed the project and helped with modifying the paper and the ESI.†

Conflicts of interest

There are no conflicts to declare.

Acknowledgements

We appreciate the generous financial support received from the National Natural Science Foundation of China (22001177 and 22188101), the Shenzhen Bay Laboratory Startup Fund (S201100003), the Major Program of Shenzhen Bay Laboratory (S211101001-1), the Shenzhen Bay Qihang Fellow Program (QH23001), and the Guangdong Pearl River Talent Program (2021QN020268).

Notes and references

- For selected reviews about palladium-catalyzed allylic substitution reactions, see: (a) B. M. Trost and M. L. Crawley, *Chem. Rev.*, 2003, **103**, 2921–2944; (b) Z. Lu and S. Ma, *Angew. Chem., Int. Ed.*, 2008, **47**, 258–297; (c) Y. Liu, S.-J. Han, W. B. Liu and B. M. Stoltz, *Acc. Chem. Res.*, 2015, **48**, 740–751; (d) O. Pàmies, J. Margalef, S. Cañellas, J. James, E. Judge, P. J. Guiry, C. Moberg, J. E. Bäckvall, A. Pfaltz, M. A. Pericàs and M. Diéguez, *Chem. Rev.*, 2021, **121**, 4373–4505; (e) X. Wang, Y. Peng, L. Zhao, X. Huo and W. Zhang, *Sci. China: Chem.*, 2023, **66**, 2238–2255.
- For selected reviews about transition metal-catalyzed allylation reactions, see: (a) J. T. Mohr and B. M. Stoltz,



- Chem.-Asian J.*, 2007, **2**, 1476–1491; (b) J. D. Weaver, A. Recio III, A. J. Grenning and J. A. Tunge, *Chem. Rev.*, 2011, **111**, 1846–1913; (c) N. A. Butt and W. Zhang, *Chem. Soc. Rev.*, 2015, **44**, 7929–7967; (d) J. James, M. Jackson and P. J. Guiry, *Adv. Synth. Catal.*, 2019, **361**, 3016–3049; (e) T. B. Wright and P. A. Evans, *Chem. Rev.*, 2021, **121**, 9196–9242; (f) Z. W. Wu, X. M. Feng and Y. B. Liu, *Synthesis*, 2024, DOI: [10.1055/s-0042-1751568](https://doi.org/10.1055/s-0042-1751568).
- 3 For selected reviews about direct asymmetric allylic C–H bond functionalization, see: (a) R. Wang, Y. Luan and M. Ye, *Chin. J. Chem.*, 2019, **37**, 720–743; (b) R. A. Fernandes and J. L. Nallasivam, *Org. Biomol. Chem.*, 2019, **17**, 8647–8672; (c) P.-S. Wang and L.-Z. Gong, *Acc. Chem. Res.*, 2020, **53**, 2841–2854; (d) K. Yang, M. Song, H. Liu and H. Ge, *Chem. Sci.*, 2020, **11**, 12616–12632; (e) P.-S. Wang and L.-Z. Gong, *Chin. J. Chem.*, 2023, **41**, 1841–1848; (f) Y. C. Wang, J. B. Liu and Z.-T. He, *Chin. J. Org. Chem.*, 2023, **43**, 2614–2627; (g) H.-Y. Lu and Z.-T. He, *Chin. Chem. Lett.*, 2023, **34**, 108105; For selected examples, see: (h) B. M. Trost, E. J. Donckele, D. A. Thaisrivongs, M. Osipov and J. T. Masters, *J. Am. Chem. Soc.*, 2015, **137**, 2776–2784 (i) R.-B. Hu, C.-H. Wang, W. Ren, Z. Liu and S.-D. Yang, *ACS Catal.*, 2017, **7**, 7400–7404; (j) R. Ma and M. C. White, *J. Am. Chem. Soc.*, 2018, **140**, 3202–3205; (k) W. Liu, S. Z. Ali, S. E. Ammann and M. C. White, *J. Am. Chem. Soc.*, 2018, **140**, 10658–10662.
- 4 For selected examples about palladium-catalyzed allylic C–H alkylation reactions for the formation of branched product, see: (a) L.-F. Fan, S.-W. Luo, S.-S. Chen, T.-C. Wang, P.-S. Wang and L.-Z. Gong, *Angew. Chem., Int. Ed.*, 2019, **58**, 16806–16810; (b) H.-C. Lin, P.-P. Xie, Z.-Y. Dai, S.-Q. Zhang, P.-S. Wang, Y.-G. Chen, T.-C. Wang, X. Hong and L.-Z. Gong, *J. Am. Chem. Soc.*, 2019, **141**, 5824–5834; (c) T.-C. Wang, L.-F. Fan, Y. Shen, P.-S. Wang and L.-Z. Gong, *J. Am. Chem. Soc.*, 2019, **141**, 10616–10620; (d) T.-C. Wang, P.-S. Wang and L.-Z. Gong, *Sci. China: Chem.*, 2020, **63**, 454–459; (e) Z.-S. Nong, L. Zhu, T.-C. Wang, L.-F. Fan, P.-S. Wang and L.-Z. Gong, *Nat. Synth.*, 2022, **1**, 487–496; (f) Z.-S. Nong, X.-R. Chen, P.-S. Wang, X. Hong and L.-Z. Gong, *Angew. Chem., Int. Ed.*, 2023, **62**, e202312547.
- 5 A. Sharma and J. F. Hartwig, *J. Am. Chem. Soc.*, 2013, **135**, 17983–17989.
- 6 (a) E. Vitaku, D. T. Smith and J. T. Njardarson, *J. Med. Chem.*, 2014, **57**, 10257–10274; (b) J. Mayol-Llinàs, A. Nelson, W. Farnaby and A. Ayscough, *Drug Discovery Today*, 2017, **22**, 965–969.
- 7 (a) A. Soheili and U. K. Tambar, *J. Am. Chem. Soc.*, 2011, **133**, 12956–12959; (b) A. Nash, A. Soheili and U. K. Tambar, *Org. Lett.*, 2013, **15**, 4770–4773; (c) T. H. West, D. S. B. Daniels, A. M. Z. Slawin and A. D. Smith, *J. Am. Chem. Soc.*, 2014, **136**, 4476–4479; (d) T. H. West, S. S. M. Spoehrl, K. Kasten, J. E. Taylor and A. D. Smith, *ACS Catal.*, 2015, **5**, 7446–7479; (e) S. S. M. Spoehrl, T. H. West, J. E. Taylor, A. M. Z. Slawin and A. D. Smith, *J. Am. Chem. Soc.*, 2017, **139**, 11895–11902; (f) Q. C. Lin, B. W. Hu, X. Xu, S. X. Dong, X. H. Liu and X. M. Feng, *Chem. Sci.*, 2020, **11**, 3068–3073.
- 8 For selected reviews about the properties of chiral *N,N'*-dioxide-Lewis acid complexes, see: (a) X. H. Liu, L. L. Lin and X. M. Feng, *Acc. Chem. Res.*, 2011, **44**, 574–587; (b) X. H. Liu, L. L. Lin and X. M. Feng, *Org. Chem. Front.*, 2014, **1**, 298–302; (c) X. H. Liu, H. F. Zheng, Y. Xia, L. L. Lin and X. M. Feng, *Acc. Chem. Res.*, 2017, **50**, 2621–2631; (d) M.-Y. Wang and W. Li, *Chin. J. Chem.*, 2021, **39**, 969–984; (e) Y. B. Liu, X. H. Liu and X. M. Feng, *Chem. Sci.*, 2022, **13**, 12290–12308; (f) S. X. Dong, X. H. Liu and X. M. Feng, *Acc. Chem. Res.*, 2022, **55**, 415–428; (g) S. X. Dong, W. L. Cao, M. P. Pu, X. H. Liu and X. M. Feng, *CCS Chem.*, 2023, **5**, 2717–2735; (h) Y.-M. He, Y.-Z. Cheng, Y. Duan, Y.-D. Zhang, Q.-H. Fan, S.-L. You, S. Luo, S.-F. Zhu, X.-F. Fu and Q.-L. Zhou, *CCS Chem.*, 2023, **5**, 2685–2716; (i) D.-F. Chen and L.-Z. Gong, *Org. Chem. Front.*, 2023, **10**, 3676–3683; For selected examples, see: (j) T. Y. Zhan, L. K. Yang, Q. Y. Chen, R. Weng, X. H. Liu and X. M. Feng, *CCS Chem.*, 2023, **5**, 2101–2110 (k) J. He, W. Liu, J. Zhang, Z. W. Zhong, L. L. Lin and X. M. Feng, *Sci. China: Chem.*, 2023, **66**, 2803–2809; (l) W. Yang, Z. D. Yang, L. Chen, Y. C. Lu, C. F. Zhang, Z. S. Su, X. H. Liu and X. M. Feng, *Chin. Chem. Lett.*, 2023, **34**, 107791; (m) Z. Zeng, L. Q. Yang, Z. J. Xiao, L. Chen, Z. W. Zhong, F. Wang, X. H. Liu, S. X. Dong and X. M. Feng, *ACS Catal.*, 2024, **14**, 2908–2916; (n) N. Xu, M. P. Pu, H. Yu, G. F. Yang, X. H. Liu and X. M. Feng, *Angew. Chem., Int. Ed.*, 2024, **63**, e202314256; (o) L. Ge, H. K. Wang, Y. B. Liu and X. M. Feng, *J. Am. Chem. Soc.*, 2024, **146**, 13347–13355; (p) Z. D. Tan, Y. B. Liu and X. M. Feng, *Sci. Adv.*, 2024, **10**, eadn9738; (q) M. Chen, L. Q. Yang, Y. Z. Li, Y. H. Qu, G. H. Pan, X. M. Feng and X. H. Liu, *Sci. China: Chem.*, 2024, **67**, 542–550.
- 9 For selected examples about bimetallic catalysis, see: (a) Y. S. Chen, S. X. Dong, X. Xu, X. H. Liu and X. M. Feng, *Angew. Chem., Int. Ed.*, 2018, **57**, 16554–16558; (b) C. R. Xu, K. X. Wang, D. W. Li, L. L. Lin and X. M. Feng, *Angew. Chem., Int. Ed.*, 2019, **58**, 18438–18442; (c) S. L. Ge, W. D. Cao, T. F. Kang, B. W. Hu, H. Zhang, Z. S. Su, X. H. Liu and X. M. Feng, *Angew. Chem., Int. Ed.*, 2019, **58**, 4017–4021; (d) Y. S. Chen, Y. Liu, Z. J. Li, S. X. Dong, X. H. Liu and X. M. Feng, *Angew. Chem., Int. Ed.*, 2020, **59**, 8052–8056; (e) X. Y. Hu, X. X. Tang, X. Y. Zhang, L. L. Lin and X. M. Feng, *Nat. Commun.*, 2021, **12**, 3012; (f) C. R. Xu, J. L. Qiao, S. X. Dong, Y. Q. Zhou, X. H. Liu and X. M. Feng, *Chem. Sci.*, 2021, **12**, 5458–5463; (g) Y. Xu, H. K. Wang, Z. Yang, Y. Q. Zhou, Y. B. Liu and X. M. Feng, *Chem*, 2022, **8**, 2011–2022; (h) W. Wang, F. Q. Zhang, Y. B. Liu and X. M. Feng, *Angew. Chem., Int. Ed.*, 2022, **61**, e202208837; (i) H. K. Wang, Y. Xu, F. Q. Zhang, Y. B. Liu and X. M. Feng, *Angew. Chem., Int. Ed.*, 2022, **61**, e202115715.
- 10 (a) X. B. Lin, Y. Tang, W. Yang, F. Tan, L. L. Lin, X. H. Liu and X. M. Feng, *J. Am. Chem. Soc.*, 2018, **140**, 3299–3305; (b) X. B. Lin, W. Yang, W. K. Yang, X. H. Liu and X. M. Feng, *Angew. Chem., Int. Ed.*, 2019, **58**, 13492–13498; (c) W. Yang, M. P. Pu, X. B. Lin, M. Chen, Y. J. Song, X. H. Liu, Y. D. Wu and X. M. Feng, *J. Am. Chem. Soc.*, 2021, **143**, 9648–9656; (d) S. Meninno, F. Franco, M. Benaglia and A. Lattanzi, *Adv. Synth. Catal.*, 2021, **363**, 3380–3410; (e) X. B. Lin, M. P. Pu, X. P. Sang, S. Y. Li, X. H. Liu, Y. D. Wu and X. M. Feng, *Angew. Chem., Int. Ed.*, 2022, **61**, e202201151.

