

Cite this: *Chem. Sci.*, 2024, 15, 18564

All publication charges for this article have been paid for by the Royal Society of Chemistry

Three-component modular synthesis of chiral 1,3-dioxoles via a Rh-catalyzed carbenic olefination cascade†

Shisheng Huang,^a Jilong Luo,^a Ping Chen,^b Jiean Chen^{ID}*^c and Zhaofeng Wang^{ID}*^a

The advance of organic synthesis and the discovery of novel chemical transformations are often propelled by the rational programming of various bond-forming mechanisms and sequences that involve delicate reactive intermediates. In this study, we present an innovative Rh(II)-catalyzed asymmetric three-component cascade reaction involving I^{III}/P^V-hybrid ylides, aldehydes, and carboxylic acids for the synthesis of 1,3-dioxoles with moderate to good yields and high enantioselectivity. This method utilizes I^{III}/P^V-hybrid ylides as carbene precursors to form α -P^V-Rh-carbenes, which initiate the formation of carbonyl ylides, followed by stereoselective cyclization with carboxylate anions and an intramolecular Wittig olefination cascade, ultimately resulting in the modular assembly of chiral 1,3-dioxoles. By employing this strategy, we successfully coupled various aldehydes and carboxylic acids to give chiral non-benzofused 1,3-dioxole scaffolds, highlighting the potential for late-stage functionalization of biologically relevant molecules, versatile synthetic manipulation, and the production of poly-1,3-dioxole macromolecules.

Received 11th September 2024

Accepted 30th September 2024

DOI: 10.1039/d4sc06166g

rsc.li/chemical-science

Introduction

Cyclic 1,3-dioxoles are significant structural motifs in organic chemistry,¹ being present in natural products,² designed chiral ligands,³ and synthetic pharmaceutical agents⁴ (Scheme 1A). Their wide range of applications has driven considerable efforts towards developing new synthesis methods. Most of the research has focused on synthesizing benzo[d][1,3]dioxoles, which possess fused aromatic rings and methylene units.⁵ Asymmetric acetalization to install an *O,O*-disubstituted stereogenic carbon center has been widely developed as an efficient pro-drug strategy.⁶ However, the asymmetric construction of non-benzofused 1,3-dioxoles remains a challenging task.⁷ Conventional approaches to these non-benzofused 1,3-dioxoles primarily rely on cycloaddition of diazodicarbonilic derivatives with carbonyls such as aldehydes,^{7b,h} ketones,^{7d,e,j} amides⁷ⁱ or esters.^{7k} In these reported cases, the key steps are the nucleophilic attack from oxygen of carbonyls to carbenes with dicarbonyl substitutions. The newly generated carbonyl ylides

underwent intramolecular cyclization to close the 1,3-dioxole ring. To date, only one asymmetric attempt, by Lacour, using a combination of [CpRu(CH₃CN)₃][PF₆] and a chiral pymox ligand, has achieved an enantiomeric excess (e.e.) of up to 50%.^{7j} A catalyzed multi-component modular synthesis of chiral 1,3-dioxoles from readily available substrates remains an unknown but highly desirable goal.

The Wittig reaction, discovered by Wittig and Geissler in 1953, has been extensively studied for constructing carbon-carbon double bonds in modern synthetic chemistry.⁸ Typically, this transformation involves treating active carbonyls, such as aldehydes and ketones, with phosphorous ylides, resulting in alkenes with complete chemoselectivity and controlled *E/Z* selectivity (Scheme 1B).⁹ Recently, the scope of Wittig olefination has expanded with the design of novel α -cationic P^V carbon intermediates, such as α -P^V radicals,¹⁰ α -P^V carbenes,¹¹ and α -P^V carbynes,¹² which can be used to install multiple bonds on one carbon in a single cascade step. Inspired by these advances and our long-standing interest in developing α -P^V carbenes,^{11b,c} we envisioned that the double bond in the 1,3-dioxole structure could be accessed *via* the Wittig olefination approach between an *O*-substituted phosphonium ylide and an ester functionality. The former species could be generated by the attack of oxygen nucleophiles on electrophilic α -P^V metal carbenes.

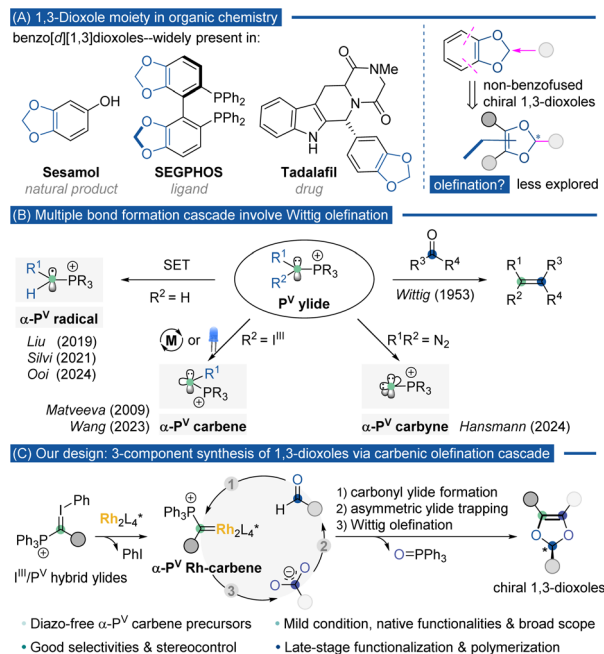
Iodonium ylides have emerged as essential carbene precursors, crucial in various transformations.¹³ In 1984, Moriarty *et al.* reported the synthesis of bench-stable hybrid ylides (I^{III}-ylide and P^V-ylide) with partial C=P and C=I bonding on the central carbon.¹⁴ We anticipated that chiral dirhodium(II)

^aState Key Laboratory of Chemo/Biosensing and Chemometrics, College of Chemistry and Chemical Engineering, Hunan University, Changsha, Hunan 410082, P. R. China. E-mail: zfwangchem@hnu.edu.cn

^bInstitute of Chemical Biology, Shenzhen Bay Laboratory, Shenzhen, Guangdong 518118, P. R. China

^cPingshan Translational Medicine Center, Shenzhen Bay Laboratory, Shenzhen, Guangdong, 518118, P. R. China. E-mail: chenja@szbl.ac.cn

† Electronic supplementary information (ESI) available. CCDC 2294355. For ESI and crystallographic data in CIF or other electronic format see DOI: <https://doi.org/10.1039/d4sc06166g>



Scheme 1 Importance and synthetic strategies for 1,3-dioxoles.

carboxylate could decompose I^{III}/P^V-hybrid ylides to generate α -P^V Rh(II)-carbenes. According to our recent report, this α -phosphonium metal-carbenoid showed exclusive reactivity toward unsaturated carbonyl groups rather than mediating generally favorable X–H insertions. In this context, the subsequent capture of the Rh(II)-carbenoid by an aldehyde could yield the carbonyl ylide intermediate. Due to the potential stabilization of P^V substitutes, this carbonyl ylide tends to exist as a metal-associated form,¹⁵ initiating the next stereoselective cycloaddition with a carboxylate ion. Finally, intramolecular Wittig olefination closes the 5-membered ring, affording 1,3-dioxoles in good to high yields with high enantioselectivities (Scheme 1C).

Several challenges are associated with this novel cascade multi-component reaction (MCR): (1) multiple active intermediates, including metal carbene, carbonyl ylides, carboxylate ions, and phosphonium ylides, may lead to predictable, competitive reactions, such as direct O–H insertion of a carboxylic acid into metal-carbene, non-selective carbonyl ylide formation, epoxidation of carbonyl ylide, and undesired Wittig olefination of an aldehyde; (2) poor asymmetric induction due to the rapid dissociation of the metal from the *in situ* generated metal-bound carbonyl ylide. Additional chiral auxiliaries, such as proton-shuttle catalysis or Lewis acid catalysis, may be required to achieve stereo-control;¹⁶ and (3) as a type of cyclic acetal, the 1,3-dioxole ring is highly fragile and could quickly decompose or racemize under harsh conditions.

Results and discussion

To validate the feasibility of the above-mentioned hypothesis, we initiated our investigation with a three-component reaction involving I^{III}/P^V-hybrid ylide (**1d**), *p*-methoxybenzoic acid (**2**), and benzaldehyde (**3**) under Rh catalysis in basic

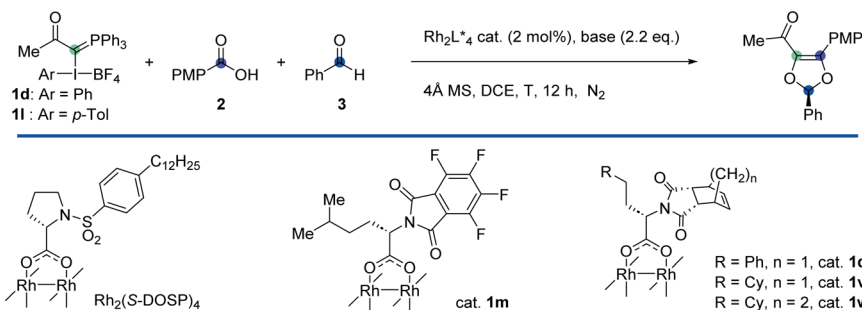
dichloroethane (DCE) at room temperature (Table 1). We began by employing commercially available chiral Rh(II) catalysts, which were successfully used in various asymmetric MCRs involving carbene transfer processes.¹⁷ Using Rh₂(S-DOSP)₄ as the catalyst, we achieved a moderate yield and 28% e.e. (entry 1). Next, we screened phthalimide-based chiral Rh(II) catalysts with varying electron densities and steric bulk.¹⁸ The results showed that enantioselectivities were significantly influenced by different α -substituted alkyl chains on the chiral carboxylate ligand.¹⁹ Moderate enantioselectivity was observed with cat. **1m**, which has a tethered isoamyl group (entry 2). Further improvements in ee were obtained with cat. **1q**, which contains bridged polycyclic *N*-protecting groups (entry 3). The base additive was critical for this transformation, with ^{*n*}BuMe₂N being the optimal choice (entries 4–6). Significant improvements in ee were achieved by conducting the reaction at low temperatures and changing the catalyst to **1v** (entries 7–9). Yield enhancement to 43% was achieved by replacing molecular sieves (entry 10). Lowering the reaction temperature to –10 °C further improved enantiocontrol (entry 11). Finally, by finely adjusting the material ratio and using a more soluble I^{III}/P^V-hybrid ylide **1l**, we obtained optimal results in both yield (61%) and enantioselectivity (90%) (entry 12, see ESI† for detailed condition screening).

With the optimized conditions in hand, we then explored the aldehyde scope of this Rh-catalyzed carbenic olefination cascade (Table 2). Various substituted aromatic aldehydes reacted well under this asymmetric MCR condition, yielding chiral 1,3-dioxoles with moderate to good yields and good enantioselectivities (**4**–**23**). Mono-substituted benzaldehydes with electron-withdrawing (**5**–**11**, **17**–**18**) and electron-donating (**12**–**16**, **19**) groups showed consistent reactivity. This method demonstrated high chemoselectivity for substrates containing common carbenophiles such as ester, ketone, alkyne, and N–H moieties. X-ray crystallographic analysis of product **19** assigned the absolute configuration of the newly generated stereogenic carbon center (see Section 9 in ESI†). Low conversion was generally observed under standard conditions when using aromatic aldehydes with di-substituted electron-withdrawing groups (**20**–**21**) or electron-deficient pyridyl substitutes (**22**–**23**). The reaction with linear (**24**) or branched (**25**–**26**) aliphatic aldehydes also proceeded smoothly. When a sterically bulky tertiary aldehyde containing a competing ketone motif was used, we isolated the desired 1,3-dioxole product (**27**) and a 2,3-dihydrofuran derivative (**27'**) in 21% yield with 90% ee. This result indicated that during the nucleophilic attack by the carboxylate anion, the *in situ*-generated carbonyl ylide existed as a Rh-bound form. This enantioselective formation of **27'** strongly supports the designed sequence, where Wittig olefination occurs after the asymmetric nucleophilic addition by the carboxylate ion.

Subsequently, we examined the scope of this MCR involving carboxylic acids under standard conditions. We assessed the variation of aromatic acids with different functional groups using *p*-Cl-benzaldehyde and I^{III}/P^V-hybrid ylide **1l**. Benzoic acids with substitutions at *para*-, *meta*-, and *ortho*-positions on the benzene ring, regardless of their electronic properties



Table 1 Selected optimization of the asymmetric MCR for the synthesis of chiral 1,3-dioxoles



Entry ^a	1	Rh_2L_4^* cat.	Base	T (°C)	Yield ^b (%)	e.e. ^c (%)
1	1d	$\text{Rh}_2(\text{S-DOSP})_4$	Et_3N	25	56	28
2	1d	Cat. 1m	Et_3N	25	24	55
3	1d	Cat. 1q	Et_3N	25	33	59
4	1d	Cat. 1q	$^n\text{Pr}_3\text{N}$	25	32	54
5	1d	Cat. 1q	DIPEA	25	26	55
6	1d	Cat. 1q	$^n\text{BuMe}_2\text{N}$	25	28	68
7 ^d	1d	Cat. 1q	$^n\text{BuMe}_2\text{N}$	0	27	82
8 ^d	1d	Cat. 1w	$^n\text{BuMe}_2\text{N}$	0	41	83
9 ^d	1d	Cat. 1v	$^n\text{BuMe}_2\text{N}$	0	39	85
10 ^{d,e}	1d	Cat. 1v	$^n\text{BuMe}_2\text{N}$	0	43	85
11 ^{e,f}	1d	Cat. 1v	$^n\text{BuMe}_2\text{N}$	−10	41	89
12 ^{e,f}	1l	Cat. 1v	$^n\text{BuMe}_2\text{N}$	−10	61 ^g	90

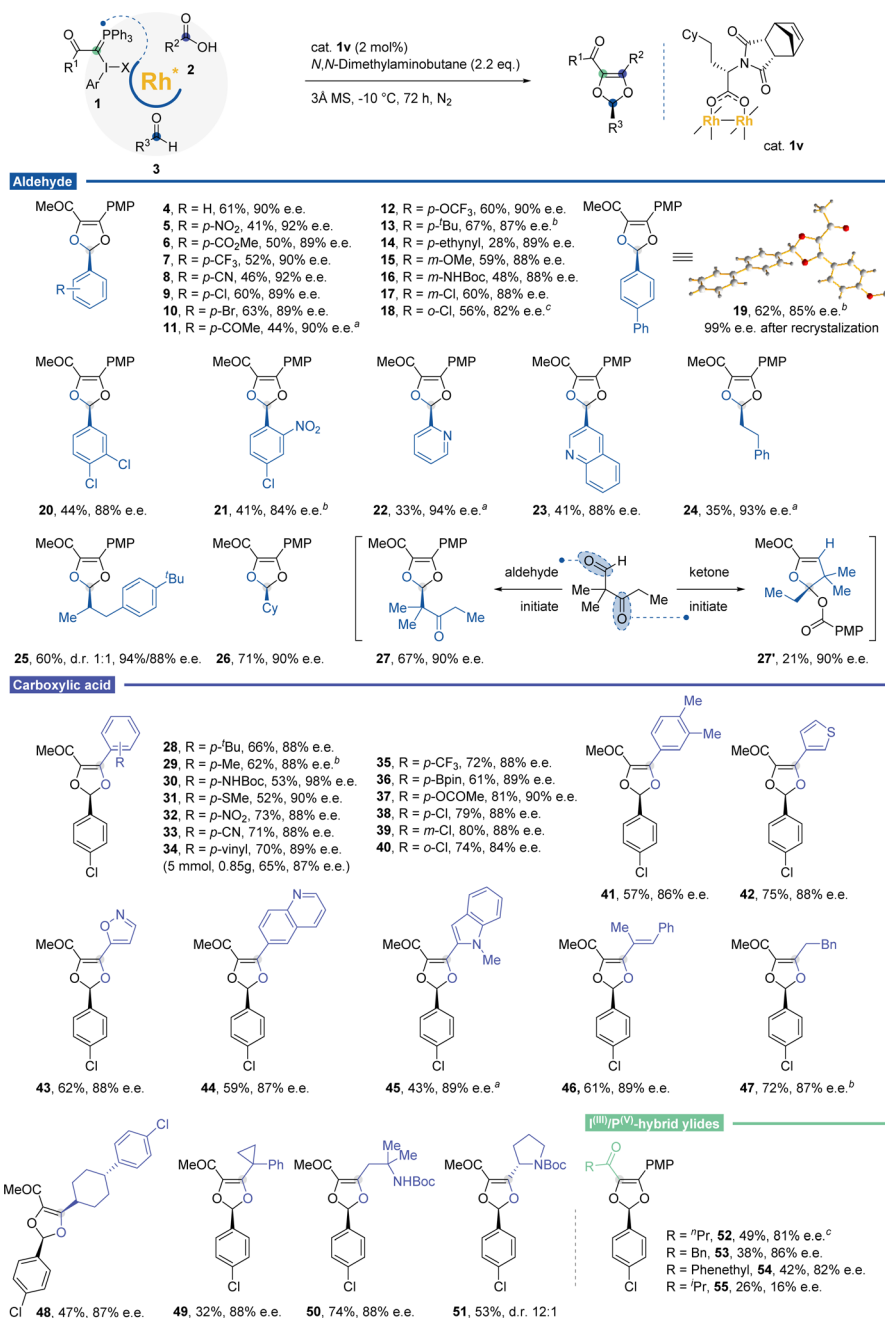
^a Entries 1–16 were carried with **1** (0.05 mmol), **2** (0.05 mmol), **3** (0.06 mmol) and Rh_2L_4^* (2.0 mol%); entry 12 was carried with **1l** (0.22 mmol), **2** (0.2 mmol), **3** (0.24 mmol) and Rh_2L_4^* (2.0 mol%). ^b Unless otherwise noted, the yields refer to GC yield with *n*-dodecane as the internal standard. ^c Determined by HPLC on a chiral stationary phase (for details, see ESI). ^d 24 h reaction time. ^e 3 Å MS was used instead of 4 Å MS. ^f 72 h reaction time. ^g Isolated yield after flash column chromatography.

(electron-deficient, -neutral, or -rich), completed the reaction well, achieving products **28–40** in 52–81% yields with 84–98% ee. To illustrate the synthetic utility, a 5.0 mmol scale reaction was conducted under standard conditions, producing 1,3-dioxole product **34** in 65% yield (0.85 g) with 87% ee. Disubstituted (**41**) and heteroaromatic analogs (**42–45**) were also compatible, delivering the corresponding products in satisfactory yields with high ee. The reaction using *E*- α -methyl cinnamic acid as the starting material afforded the desired product **46** in 61% yield with 89% ee, without isomerization or cyclopropanation of the double bond. Furthermore, aliphatic carboxylic acids with different steric bulky substituents reacted smoothly with the aldehyde and hybrid ylide under optimal conditions, efficiently furnishing the assembled products (**47–51**). We observed partial racemization of the α -amino chiral center in product **51** when optically pure *N*-Boc proline was used, likely due to both the strong electron-withdrawing effect of the conjugated ketone and heteroatomic affect. Finally, we investigated the reaction scope of $\text{I}^{\text{III}}/\text{P}^{\text{V}}$ -hybrid ylides. Different lengths of linear alkyl ketyl substituted hybrid ylide reagents performed efficiently in this asymmetric reaction, yielding products **52–54** in moderate yield and good ee. However, using branched alkyl-ketyl $\text{I}^{\text{III}}/\text{P}^{\text{V}}$ hybrid ylide reagents resulted in trace amounts of the desired products with only 16% ee (**55**), indicating that the metal-carbene formation process is sensitive to the steric hindrance of carbene precursors.

Both carboxylic acids and aldehydes are recurrent functional groups in natural products and bioactive molecules.²⁰ Chiral 1,3-dioxoles were smoothly installed into several natural or drug-related compounds containing carboxylic acids or aldehydes, demonstrating the potential synthetic utility of the presented method (Table 3, A). Notably, the stereochemistry of the chiral catalyst, rather than existing stereocenters on the starting material, predominantly determined the stereochemistry of the assembled 1,3-dioxole products (**56** and **58**). The excellent efficiency of these late-stage functionalizations is remarkable, as no other reaction products were observed for substrates bearing embedded ketones, esters, ether, nitrile, and alkenes, which could potentially intercept a $\text{Rh}(\text{II})$ -carbenoid intermediate. The acid-labile 1,3-dioxoles could also be developed as pH-sensitive linkages between acid-containing fluorescent dyes and bioactive molecules (**66** and **67**). Additionally, they could be used as pH-sensitive adhesives to bind two bioactive molecules together (**68** and **69**), potentially applicable in a multi-drug delivery system (Table 3, B).²¹

The robust nature of the current method was further highlighted by the synthetic transformations of the double bonds on the 1,3-dioxole ring (Scheme 2A). Despite the significant steric hindrance and poor stability of the acetal structure, Pd-catalyzed hydrogenation of **74** (84% ee) produced saturated 1,3-dioxolane product **75** in a 5 : 1 diastereomeric ratio. Upon treatment with 1 N HCl, the major isomer decomposed to



Table 2 The substrate scope of MCR for the synthesis of optically enriched 1,3-dioxoles^a

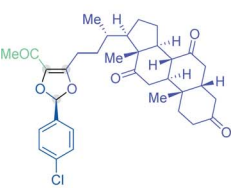
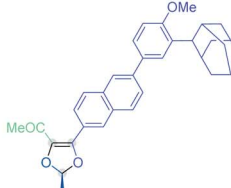
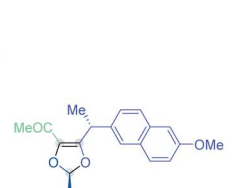
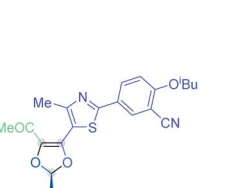
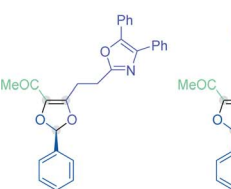
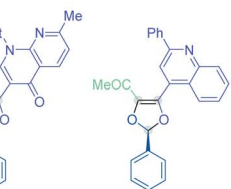
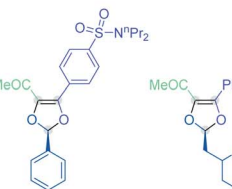
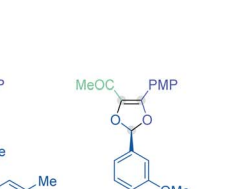
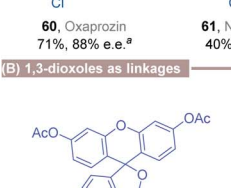
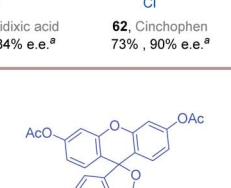
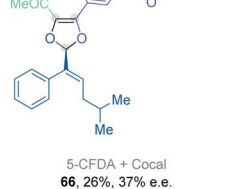
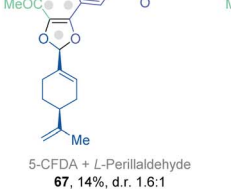
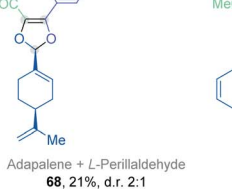
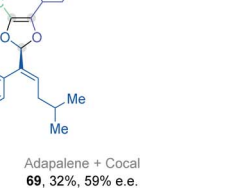
^a Unless otherwise specified, all reactions were carried out using [III]/P(V)-hybrid ylide **1** (0.22 mmol, 1.1 equiv.), carboxylic acid **2** (0.2 mmol, 1.0 equiv.), aldehyde **3** (0.26 mmol, 1.3 equiv.), ^tBuMe₂N (0.40 mmol, 2.0 equiv.), 3 Å MS (40 mg), catalyst **1v** (2 mol%) and DCE (2.0 mL), at -10 °C under N₂ atmosphere for 72 hours. Isolated yields were calculated. The d. r. value was determined by ¹H NMR spectroscopy. ^a96 hours reaction time. ^b-20 °C for 120 hours. ^cCatalyst **1w** (2 mol%), at -20 °C for 120 hours.

generate optically active *cis*-diol product **76** with 81% ee. 1,2-Bromo-oxygenation occurred in a highly diastereo- and enantioselective manner, generating chiral 1,3-dioxolanes with two adjacent quaternary stereocenters. To our knowledge, this highly substituted chiral 5-membered ring remains elusive when constructed using established methods. Peroxide-embedded ring systems are widely present in versatile

bioactive natural products and pharmaceutical molecules.²² The formation of unsaturated 1,2,4-trioxene remains elusive, with no synthetic methods developed for this scenario. We were delighted to find that using sodium *m*-chloroperoxybenzoate as a reaction partner, we could obtain a mixture of both 1,3-dioxole (**39**, 36% yield, 88% ee) and 1,2,4-trioxene product (**79**, 15% yield, 91% ee). This preliminary result provided a practical



Table 3 Late-stage functionalization of bioactive molecules and development as pH-sensitive linkages^a

(A) Late-stage functionalization			
	56 , Dehydrocholic acid 55%, d.r. 12:1		57 , Adapalene 62%, 91% e.e.
	58 , (R)-Naproxen 54%, d.r. 5.2:1		59 , Febuxostat 60%, 88% e.e.
	60 , Oxaprozin 71%, 88% e.e. ^a		61 , Nalidixic acid 40%, 84% e.e. ^a
	62 , Cinchophen 73%, 90% e.e. ^a		63 , Probenecid 75%, 89% e.e.
	64 , Citronellal 31%, d.r. 1:1, 89%/90% e.e. ^b		65 , Vanillin acetate 48%, 87% e.e.
(B) 1,3-dioxoles as linkages			
	66 , 5-CFDA + Cocal with Rh ₂ (cap) ₄ , 49% ^c		67 , 5-CFDA + L-Perillaldehyde with Rh ₂ (cap) ₄ , 58% ^c
	68 , Adapalene + L-Perillaldehyde with Rh ₂ (cap) ₄ , 58% ^c		69 , Adapalene + Cocal with Rh ₂ (cap) ₄ , 53% ^c

^a Unless otherwise specified, all reactions were carried out using I^{III}/P^V-hybrid ylide **1** (0.22 mmol, 1.1 equiv.), carboxylic acid **2** (0.2 mmol, 1.0 equiv.), aldehyde **3** (0.26 mmol, 1.3 equiv.), ⁿBuMe₂N (0.40 mmol, 2.0 equiv.), 3 Å MS (80 mg), catalyst **1v** (2 mol%) and DCE (2.0 mL), at −10 °C under N₂ atmosphere for 72 hours. Isolated yields were calculated. The d.r. value was determined by ¹H NMR spectroscopy. ^aCatalyst **1w** (2 mol%), at −20 °C for 120 hours. ^b96 hours reaction time. ^cReactions were carried out using I^{III}/P^V-hybrid ylide **1** (0.28 mmol, 1.4 equiv.), carboxylic acid **2** (0.2 mmol, 1.0 equiv.), aldehyde **3** (0.24 mmol, 1.2 equiv.), Et₃N (0.44 mmol, 2.2 equiv.), 4 Å MS (40 mg), Rh₂(cap)₄ (1 mol%) and DCE (2.0 mL), at 25 °C under N₂ atmosphere for 12 hours.

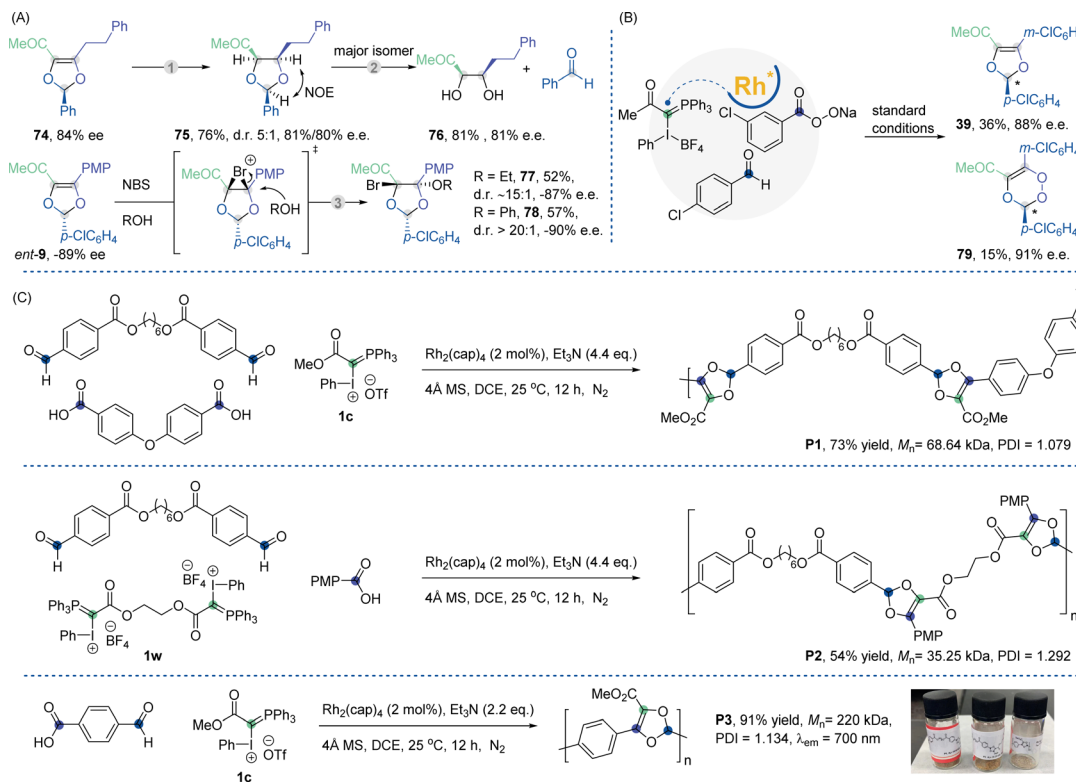
synthetic route towards this previously inaccessible ring structure (Scheme 2B).

Recently, multi-component reactions have emerged as a new tool in polymer science due to the possibility of creating new libraries of monomers and polymers with various functionalities.²³ On the other hand, transition-metal-catalyzed carbenic reactions has been established as a powerful tool for the bonds construction in polymerization processes.²⁴ In this context, our Rh-carbene mediated MCR was also investigated as a step-growth polymerization method. By varying the combination of components, this addition polymerization, which follows a classic step-growth polymerization mechanism, can produce polymers with different substituted 1,3-dioxole structures in the leading chains (Scheme 2C). We polymerized commercially available carboxylic diacids (AA-type monomers) and dialdehydes (BB-type monomers) with ester-substituted I^{III}/P^V-hybrid ylide **1c** to yield poly 1,3-dioxoles **P1** with a molar mass of up to 68 640 g mol^{−1}. The same type of polymerization using the dialdehydes and a newly prepared di-I^{III}/P^V-hybrid ylide **1w** with

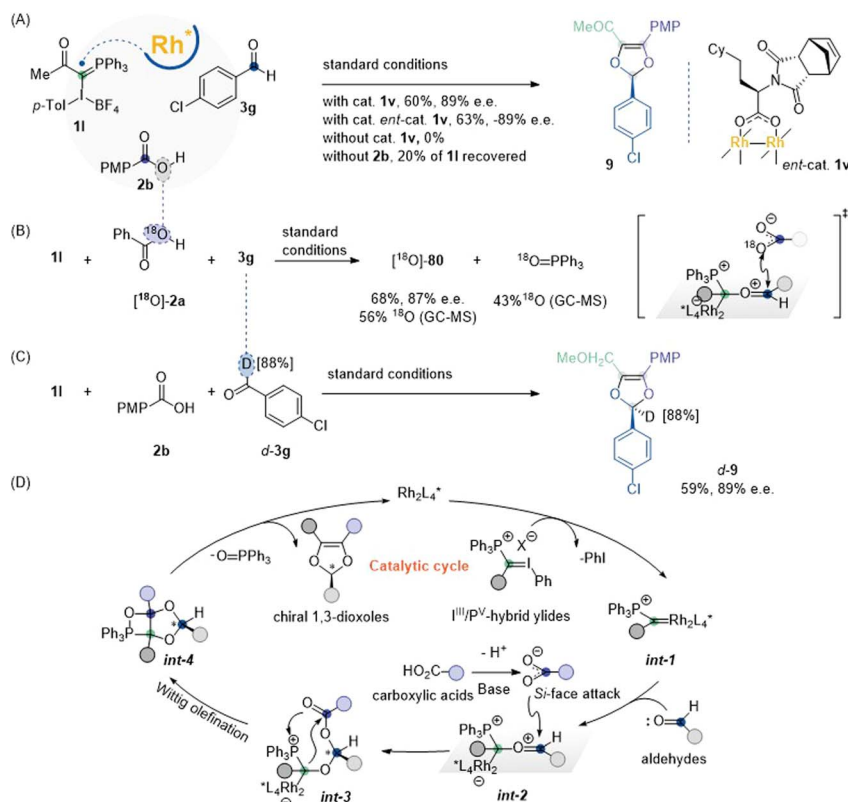
4-methoxybenzoic acid produced polymer **P2** with a molar mass of up to 35 250 g mol^{−1}. We also developed polymerization employing AB-type monomers containing an aldehyde and a carboxylic acid moiety. Polymerization of 4-formylbenzoic acid with I^{III}/P^V-hybrid ylide **1c** led to polymers **P3** with a molar mass of up to 220 000 g mol^{−1} and narrow dispersity of around 1.1, in good yield. Notably, this polymer exhibits fluorescent properties due to its significant hyper-conjugation system.

Control experiments were conducted to gain mechanistic insight into the reaction pathway (Scheme 3A). Firstly, a model reaction involving **11**, **2b**, and **3g** under standard conditions yielded 1,3-dioxole product **9** in 60% yield and 89% ee. Replacing catalyst **1v** with its enantiomer *ent*-**1v** caused a reversion of the chiral center in the dioxole product, indicating that the chirality of the α-position of the chiral ligand determines the absolute configuration of the product. Without Rh(II) catalyst **1v**, the reaction ceased, and no product **9** was obtained. In the absence of carboxylic acid, 20% of the I^{III}/P^V-hybrid ylide was recovered, indicating that the Rh(II) catalyst is tightly





Scheme 2 Synthetic transformation, construction of chiral 1,2,4-trioxene and polymerization reaction. (A) Two-step synthesis of chiral 1,2-diols. (1) 5% Pd/C (0.2 equiv.), H₂ (1 atm), acetone, rt 16 h. (2) 1 N HCl: acetone (1:1.5), rt, 4 h. (3) Nucleophile (2.0 equiv.), NBS (2.0 equiv.), DCM, 0 °C, 10 min. (B) Synthesis of chiral 1,2,4-trioxene skeleton. (C) Synthesis of polymers with different structures via Rh-catalyzed MCRs using two bifunctional (AA-type and BB-type) and one monofunctional monomer using an AB-type and a monofunctional monomer.



Scheme 3 Mechanistic study. (A) Control experiments. (B) ¹⁸O-Labeling experiment. (C) Deuterium labeling experiment. (D) Proposed reaction pathway.



associated with the carbonyl-ylide, preventing catalyst turnover and inhibiting complete consumption of the hybrid ylide substrates. The coupling of I^{III}/P^V-hybrid ylide **11** with ¹⁸O-**2a** and **3g** was performed to trace the source of oxygen in the 1,3-dioxole scaffold. This reaction yielded ¹⁸O-labeled 1,3-dioxole **80** in 68% yield and 87% ee (56% ¹⁸O-inc), along with the generation of PPh₃ = ¹⁸O (43% ¹⁸O-inc). The ¹⁸O-labeling experiment supported the hypothesis that two equivalent oxygen atoms from the carboxylate anion nucleophilically attack the Rh(II)-associated carbonyl-ylide (Scheme 3B). The deuterium labeling reaction unambiguously confirmed that the newly generated chiral center originated from the aldehyde component (Scheme 3C).

Based on these results and previous studies, a plausible mechanism for this cascade MCR is proposed (Scheme 3D). Initially, the Rh catalyst decomposes the I^{III}/P^V-hybrid ylide reagent to generate α-phosphonium Rh-carbenoid **int-1**, which has been tentatively assigned *via* real-time mass spectrometric (MS) analysis (see Section 8 in ESI†). This metal-carbene intermediate reacts exclusively with aldehydes through C–O bond formation to furnish Rh-bound carbonyl ylide **int-2**. The *Re*-face of this intermediate is shielded by the chiral framework on the Rh center, leaving the *Si*-face accessible to nucleophilic attack by the carboxylate ion.²⁵ Subsequent intramolecular attack from the Rh-bound carbon atom within **int-3** releases the Rh-catalyst and triggers the Wittig olefination step to form oxaphosphetanes fused **int-4**, which then undergoes cycloreversion to yield chiral 1,3-dioxole products.

Conclusions

In summary, we have developed a Rh(II)-catalyzed asymmetric three-component reaction that utilizes a programmed sequence of carbonyl ylide formation, cycloaddition, and Wittig olefination. This method provides efficient access to chiral 1,3-dioxoles with good to high yields and excellent enantioselectivity. The enantioselectivity is controlled by the chiral carboxylate ligands in the Rh catalysts, which form a Rh-associated carbonyl ylide complex, enabling stereoselective cycloaddition with the carboxylate ion during the C–O bonding step. This robust method employs simple and readily accessible materials, exhibits exceptional functional group tolerance, and has a broad substrate scope. It also allows for the facile late-stage introduction of optically pure 1,3-dioxoles into a wide range of natural and bioactive molecules. Further efforts are underway to expand the scope of *in situ* carbonyl ylide generation with ketones and to construct 1,3-dioxole derivatives with a chiral quaternary center.

Data availability

All data presented in this manuscript are available in the ESI.†

Author contributions

S. S. H. performed the experiments with contributions from J. L. L.; P. C. conduct real-time HRMS detection experiment; Z.

F. W. conceived the study; J. A. C. and Z. F. W. supervised the project; Z. F. W. wrote the manuscript with input from all authors. All authors have read and approved the final manuscript.

Conflicts of interest

The authors declare no competing financial interest.

Acknowledgements

This work was funded by the Natural Science Foundation of China (22101079, Z. W.) and the Shenzhen Science and Technology Innovation Commission (KCXFZ20201221173404013, J. C.). Z. Wang thanks the National Program for Thousand Young Talents of China. We thank the Analytical Instrumentation Center of Hunan University for mass spectrometry analysis. This work is dedicated to prof. Yong Huang (The Hong Kong University of Science and Technology) on the occasion of his 50th birthday.

Notes and references

- (a) R. A. Aitken and L. A. Power, *Adv. Heterocycl. Chem.*, 2013, **108**, 163–193; (b) R. A. Aitken, in *Comprehensive Heterocyclic Chemistry IV*, ed. D. S. Black, J. Cossy and C. V. Stevens, Elsevier, 2022, vol. 4, pp. 724–765.
- (a) J. Lv, Z. Li, A. Deng and H. Qin, *Org. Biomol. Chem.*, 2022, **20**, 658–666; (b) A. Zhang, Y. Zhang, A. Branfman, R. Baldessarini and J. Neumeyer, *J. Med. Chem.*, 2007, **50**, 171–181.
- (a) N. Arshad and C. Kappe, *Adv. Heterocycl. Chem.*, 2010, **99**, 33–59; (b) T. Saito, T. Yokozawa, T. Ishizaki, T. Moroi, N. Sayo, T. Miura and H. Kumobayashi, *Adv. Synth. Catal.*, 2001, **343**, 264–267; (c) H. Shimizu, T. Ishizaki, T. Fujiwara and T. Saito, *Tetrahedron: Asymmetry*, 2004, **15**, 2169–2172.
- (a) P. Vanelle, J. Meuche, J. Maldonado, M. Crozet, F. Delmas and P. Timon-David, *Eur. J. Med. Chem.*, 2000, **35**, 157–162; (b) A. Leite, K. da Silva, I. de Souza, J. de Araújo and D. Brondani, *Eur. J. Med. Chem.*, 2004, **39**, 1059–1065; (c) S. Sangeeta, N. Kumari, M. Maruthi, S. Agrawal, A. Sarkar and R. Tomar, *J. Mol. Liq.*, 2024, **398**, 124284; (d) F. Mao, H. Wang, W. Ni, X. Zheng, M. Wang, K. Bao, D. Ling, X. Li, Y. Xu, H. Zhang and J. Li, *ACS Chem. Neurosci.*, 2018, **9**, 328–345; (e) Y.-J. Wu and N. A. Meanwell, *J. Med. Chem.*, 2021, **64**, 9786–9874.
- (a) C. Ramsden, *Adv. Heterocycl. Chem.*, 2010, **100**, 1–51; (b) B. Batanero and F. Barba, *Org. Lett.*, 2005, **7**, 2567–2569; (c) V. Cherkasov, N. Druzhkov, T. Kocherova, G. Fukin and A. Shavyrin, *Tetrahedron*, 2011, **67**, 80–84; (d) M. Li and R. Hua, *J. Org. Chem.*, 2008, **73**, 8658–8660; (e) A. Giugni, D. Impalà, O. Piccolo, A. Vaccari and A. Corma, *Appl. Catal., B*, 2010, **98**, 72–78.
- (a) K. M. Huttunen, H. Raunio and J. Rautio, *Pharmacol. Rev.*, 2011, **63**, 750–771; (b) V. J. Stella, W. N. A. Charman and V. H. Naringrekar, *Drugs*, 1985, **29**, 455–473.



- 7 (a) N. D. Field, *J. Am. Chem. Soc.*, 1961, **83**, 3504–3507; (b) M. E. Alonso and A. Chitty Wladimir, *Tetrahedron Lett.*, 1981, **22**, 4181–4184; (c) M. E. Alonso, M. d. C. Garcia and A. W. Chitty, *J. Org. Chem.*, 1985, **50**, 3445–3449; (d) Y. R. Lee, J. Y. Suk and B. S. Kim, *Tetrahedron Lett.*, 1999, **40**, 6603–6607; (e) C. Batsila, G. Kostakis and L. P. Hadjirapoglou, *Tetrahedron Lett.*, 2002, **43**, 5997–6000; (f) V. Nikolaev, L. Hennig, H. Heimgartner, B. Schulze and V. Nikolaev, *Tetrahedron Lett.*, 2006, **47**, 2643–2647; (g) V. V. Nikolaev, H. Heimgartner, A. Linden, I. S. Krylov and V. A. Nikolaev, *Eur. J. Org. Chem.*, 2006, **2006**, 4737–4746; (h) A. E. Russell, J. Brekan, L. Gronenberg and M. P. Doyle, *J. Org. Chem.*, 2004, **69**, 5269–5274; (i) A. Padwa, J. Boonsombat and P. Rashatasakhon, *Tetrahedron Lett.*, 2007, **48**, 5938–5941; (j) M. Austeri, D. Rix, W. Zeghida and J. Lacour, *Org. Lett.*, 2011, **13**, 1394–1397; (k) C. Tortoreto, T. Achard, L. Egger, L. Guénée and J. Lacour, *Org. Lett.*, 2015, **18**, 240–243; (l) R. Pertschi, E. Brun, A. de Aguirre, L. Guénée, A. I. Poblador-Bahamonde and J. Lacour, *Helv. Chim. Acta*, 2021, **104**, e2100122.
- 8 (a) G. Wittig and G. Geissler, *Liebigs Ann. Chem.*, 1953, **580**, 44–57; (b) G. Wittig and U. Schöllkopf, *Chem. Ber.*, 1954, **87**, 1318–1330; (c) H. Pommer, *Angew. Chem., Int. Ed.*, 1977, **16**, 423–429; (d) H. J. V. Bestmann and O. Vostrowsky, *Top. Curr. Chem.*, 1983, **109**, 85–163; (e) K. C. Nicolaou, M. W. Härter, J. L. Gunzner and A. Nadin, *Liebigs Ann.*, 1997, **1997**, 1283–1301; (f) M. M. Heravi, V. Zadsirjan, M. Daraie and M. Ghanbarian, *ChemistrySelect*, 2020, **5**, 9654–9690; (g) D. H. A. Rocha, D. C. G. A. Pinto and A. M. S. Silva, *Eur. J. Org. Chem.*, 2018, **2018**, 2443–2457; (h) M. M. Heravi, M. Ghanbarian, V. Zadsirjan and B. Alimadadi Jani, *Monatsh. Chem.*, 2019, **150**, 1365–1407.
- 9 (a) P. A. Byrne and D. G. Gilheany, *Chem. Soc. Rev.*, 2013, **42**, 6670–6696; (b) P. Farfán, S. Gómez and A. Restrepo, *J. Org. Chem.*, 2019, **84**, 14644–14658.
- 10 (a) M. Das, M. Vu, Q. Zhang and X. Liu, *Chem. Sci.*, 2019, **10**, 1687–1691; (b) M. Vu, W. Leng, H. Hsu and X. Liu, *Asian J. Org. Chem.*, 2019, **8**, 93–96; (c) D. Filippini and M. Silvi, *Nat. Chem.*, 2021, **14**, 66–70.
- 11 (a) E. D. Matveeva, T. A. Podrugina, A. S. Pavlova, A. V. Mironov, R. Gleiter and N. S. Zefirov, *Eur. J. Org. Chem.*, 2009, **2009**, 2323–2327; (b) Z. Wang and X. Ye, *Synlett*, 2023, **35**, 1153–1159; (c) X. Ye, H. Pan, Y. Huang, J. Chen and Z. Wang, *Chem. Sci.*, 2024, **15**, 6515–6521.
- 12 (a) T. Koike, J.-K. Yu and M. M. Hansmann, *Science*, 2024, **385**, 305–311; (b) R. J. Ward, M. Jörges, H. Remm, E. Kiliani, F. Krischer, Q. Le Dé and V. H. Gessner, *J. Am. Chem. Soc.*, 2024, **146**, 24602–24608.
- 13 (a) V. V. Zhdankin, M. S. Yusubov, A. Yoshimura and V. V. Zhdankin, *Arkivoc*, 2016, **2016**, 342–374; (b) X. Mi, C. Pi, W. Feng and X. Cui, *Org. Chem. Front.*, 2022, **9**, 6999–7015; (c) P. Müller, *Acc. Chem. Res.*, 2004, **37**, 243–251.
- 14 (a) R. M. Moriarty, I. Prakash, O. Prakash and W. A. Freeman, *J. Am. Chem. Soc.*, 1984, **106**, 6082–6084; (b) Z. Huang, X. Yu and X. Huang, *J. Org. Chem.*, 2002, **67**, 8261–8264.
- 15 C.-Y. Zhou, J.-C. Wang, J. Wei, Z.-J. Xu, Z. Guo, K.-H. Low and C.-M. Che, *Angew. Chem., Int. Ed.*, 2012, **51**, 11376–11380.
- 16 D. Zhang and W. Hu, *Chem. Rec.*, 2017, **17**, 739–753.
- 17 (a) M. P. Doyle and D. C. Forbes, *Chem. Rev.*, 1998, **98**, 911–936; (b) H. M. L. Davies and R. E. J. Beckwith, *Chem. Rev.*, 2003, **103**, 2861–2904.
- 18 F. G. Adly, M. G. Gardiner and A. Ghanem, *Chem.–Eur. J.*, 2016, **22**, 3447–3461.
- 19 (a) K. Liao, W. Liu, Z. L. Niemeyer, Z. Ren, J. Bacsá, D. G. Musaev, M. S. Sigman and H. M. L. Davies, *ACS Catal.*, 2017, **8**, 678–682; (b) Z. J. Garlets, Y. T. Boni, J. C. Sharland, R. P. Kirby, J. Fu, J. Bacsá and H. M. L. Davies, *ACS Catal.*, 2022, **12**, 10841–10848.
- 20 A. S. Kalgutkar and J. S. Daniels, in *Metabolism, Pharmacokinetics and Toxicity of Functional Groups: Impact of Chemical Building Blocks on ADMET*, RSC Drug Discovery Series, ed. D. A. Smith, Royal Society of Chemistry, Cambridge, 2010, pp. 99–167.
- 21 (a) M. Kanamala, W. R. Wilson, M. Yang, B. D. Palmer and Z. Wu, *Biomaterials*, 2016, **85**, 152–167; (b) Y. Zhai, X. Zhou, L. Jia, C. Ma, R. Song, Y. Deng, X. Hu and W. Sun, *Polymers*, 2017, **9**, 698; (c) J. Li, X. Zhang, M. Zhao, L. Wu, K. Luo, Y. Pu and B. He, *Biomacromolecules*, 2018, **19**, 3140–3148; (d) N. Deirram, C. Zhang, S. S. Kermaniyan, A. P. R. Johnston and G. K. Such, *Macromol. Rapid Commun.*, 2019, **40**, 1800917; (e) E. R. Gillies, A. P. Goodwin and J. M. J. Fréchet, *Bioconjugate Chem.*, 2004, **15**, 1254–1263.
- 22 (a) J. Wang, C. Xu, Y. K. Wong, Y. Li, F. Liao, T. Jiang and Y. Tu, *Engineering*, 2019, **5**, 32–39; (b) T. Efferth, *Drug Resistance Updates*, 2005, **8**, 85–97; (c) J. N. Cumming, D. Wang, S. B. Park, T. A. Shapiro and G. H. Posner, *J. Med. Chem.*, 1998, **41**, 952–964.
- 23 (a) O. Kreye, T. Tóth and M. A. Meier, *J. Am. Chem. Soc.*, 2011, **133**, 1790–1792; (b) R. Kakuchi, *Polym. J.*, 2019, **51**, 945–953; (c) R. Kakuchi, *Angew. Chem., Int. Ed.*, 2014, **53**, 46–48; (d) P. Theato, *Multi-Component and Sequential Reactions in Polymer Synthesis*, Springer International Publishing, Heidelberg, 2015; (e) E. Blasco, M. Sims, A. Goldmann, B. Sumerlin and C. Barner-Kowollik, *Macromolecules*, 2017, **50**, 5215–5252.
- 24 L. Yu, X. Yao and J. Wang, *Acta Chim. Sin.*, 2023, **81**, 1015–1029.
- 25 Based on the catalysts' conformation and guiding principles proposed by Prof. Huw Davies, we proposed a possible asymmetric induction model. See the ESI† for details.

