

Cite this: *Chem. Sci.*, 2024, 15, 19564

All publication charges for this article have been paid for by the Royal Society of Chemistry

# Merging nucleophilic phosphine catalysis and photocatalysis for the rapid assembly of 2-oxabicyclo-[2.1.1]hexane scaffolds from feedstock allyl alcohols†

David M. Whalley, <sup>\*a</sup> Luca Carlino, <sup>a</sup> Okky Dwichandra Putra, <sup>b</sup>  
Niall A. Anderson, <sup>a</sup> Susannah C. Coote <sup>c</sup> and Olivier Lorthioir <sup>\*a</sup>

The previously unreported combination of nucleophilic phosphine catalysis and energy transfer catalysis allows for the rapid construction of structurally distinct 2-oxabicyclo[2.1.1]hexanes (2-oxa-BCH) from readily available building blocks with high atom economy. Previous multistep routes to these important phenyl ring bioisosteres have largely depended on the use of bespoke strain-release agents or on multiple post-functionalisation reactions to access structural diversity of the scaffold. In contrast, this cascade reaction allows the medicinal chemist to exploit the breadth of commercial allyl alcohols to synthesise systematically diverse 2-oxa-BCH architectures. Using a combination of polar and radical disconnections in the same reaction flask, every position of the scaffold can be substituted with useful functional handles such as protected amines, esters and alcohols, as well as arenes and alkyl groups. Cyclic allyl alcohols can even be employed to yield single diastereomers of  $sp^3$ -rich bridged spirocyclic structures. Aromatic groups at the 1-position can be varied to incorporate a plethora of arenes including medicinally relevant heterocycles such as indole, pyrazole and pyridine.

Received 2nd October 2024  
Accepted 31st October 2024

DOI: 10.1039/d4sc06684g

rsc.li/chemical-science

## Introduction

In recent years, there has been an increasing demand for novel  $sp^3$ -rich scaffolds to replace traditional planar arenes in medicinal chemistry campaigns.<sup>1</sup> Such proposed solutions include 1,3-bicyclo[1.1.1]pentanes (BCP), bicyclo[2.1.1]hexanes (BCH), bicyclo[3.1.1]heptanes (BCHep) and substituted cubanes.<sup>2</sup> However, it should be noted that the inclusion of a heteroatom in these scaffolds is linked to increased aqueous solubility as well as the potential for increasing drug potency, owing to the ability to form non-covalent interactions with water or the protein of interest respectively.<sup>3</sup> One such structure that has been relatively underexplored in comparison to its all-carbon counterparts is the 2-oxabicyclo[2.1.1]hexane (2-oxa-BCH).<sup>4</sup> Whilst initial reports have demonstrated the structure's use as a phenyl ring bioisostere,<sup>5</sup> a recent study from Peterson concerning the development of

a CNS-penetrant IRAK4 inhibitor also found that a 2-oxa-BCH outperformed conventional ether substituents in terms of potency whilst improving microsomal stability and lowering efflux, owing to the removal of a potentially metabolically labile benzylic C–H bond and installation of a quaternary centre.<sup>6</sup>

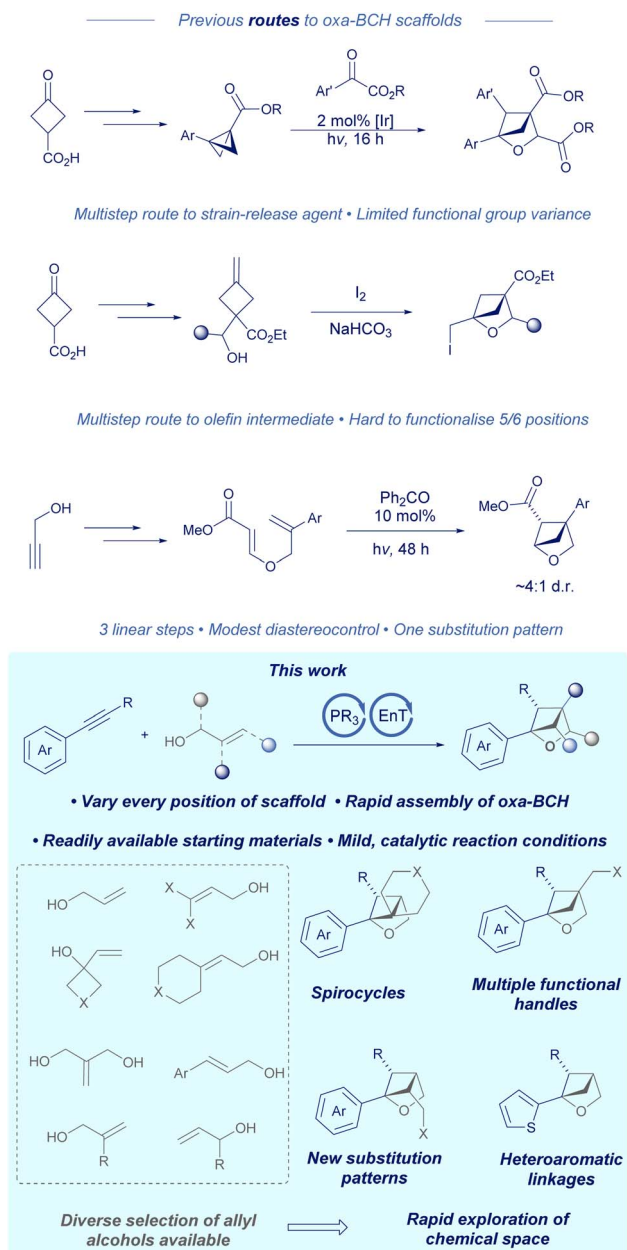
For chemists wishing to synthesise 2-oxa-BCHs, there are a handful of multistep routes (Scheme 1). One method developed by Glorius involves using a bicyclobutane derived from 3-oxocyclobutane-1-carboxylic acid synthesised in four linear steps, followed by a Lewis acid or iridium catalysed cycloaddition with a carbonyl compound to give a tri- or tetra-substituted 2-oxa-BCH.<sup>7</sup> The pendant ester or ketone group(s) would then need to undergo a post-functionalisation reaction to a suitable synthetic handle. Alternatively, using the work of Mykhailiuk and coworkers, propargylic alcohol can be arylated using Grignard/copper chemistry and then subsequently converted into a styrenyl diene starting material.<sup>8</sup> Irradiation for 48 hours with a benzophenone catalyst gives a 4,5-disubstituted 2-oxa-BCH in good yield bearing a pendant ester. Lastly, work from the same group describes a different route whereby 3-oxocyclobutane-1-carboxylic acid can be converted to the respective olefin using Wittig chemistry, followed by an iodine mediated alkoxyiodination reaction to give the 2-oxa-BCH product with a pendant alkyl iodide.<sup>5,9</sup> Either the initial 3-oxocyclobutane-1-carboxylic acid starting material can be converted in several

<sup>a</sup>Medicinal Chemistry, Research and Early Development, Oncology R&D AstraZeneca, Cambridge, CB2 0AA, UK. E-mail: david.whalley2@astrazeneca.com; olivier.lorthioir@astrazeneca.com

<sup>b</sup>Early Product Development and Manufacturing, Pharmaceutical Sciences R&D AstraZeneca, Pepparedsleden 1, Mölndal SE-43183, Gothenburg, Sweden

<sup>c</sup>Department of Chemistry, University of Bath, 1 South, Claverton Down, Bath, BA2 7AY, UK

† Electronic supplementary information (ESI) available. CCDC 2382092 and 2382093. For ESI and crystallographic data in CIF or other electronic format see DOI: <https://doi.org/10.1039/d4sc06684g>



Scheme 1 Comparison to previous routes to 2-oxabicyclo[2.1.1]hexanes.

steps to change the substitution pattern of the scaffold or the alkyl iodide can be derivatised to yield different functional handles.<sup>10</sup>

A common theme in the aforementioned routes is that each method either gives a fixed substitution pattern or requires multistep modifications of the starting material in order to engineer structural diversity. Given that a photochemical [2 + 2] disconnection of the 2-oxa-BCH negates the need for a cyclobutane containing starting material, we sought to design a cascade reaction that could utilise commonly available allyl alcohols as one of the respective olefin synthons, potentially unlocking a wealth of structural diversity and access to every position of the scaffold. We hypothesised that an arylalkyne

could serve as a second coupling partner and provide a suitable chromophore for photocycloaddition.

## Results and discussion

We initiated our study with the commercial 3-phenylpropiolonitrile **1** and allyl alcohol **2** under a combination of nucleophilic phosphine catalysis and energy transfer catalysis to mediate a conjugate addition and [2 + 2] cycloaddition respectively.<sup>11,12</sup> Dichloromethane was identified as the optimal solvent (Table 1 Entry 1–3), providing a quantitative yield of **3a** with good diastereoselectivity at 0.20 mmol scale. After confirming that the reaction did not proceed in the presence of an analogous base (Table 1, Entry 6) and that tributylphosphine/thioxanthone was a superior catalyst combination (Table 1, Entries 4–8), we were able to perform the reaction on a 1.0 mmol scale and confirmed the importance of both catalysts and light in the transformation (Table 1, Entries 10–12).

Whilst it is a common strategy to synthesise polyene precursors in a multistep process followed by a radical cyclisation cascade,<sup>13</sup> to the best of our knowledge, this protocol is the first example to demonstrate the compatibility of nucleophilic phosphine catalysts with energy transfer catalysis.<sup>14</sup> Moreover, the lack of stoichiometric reagents and modest equivalents of allyl alcohol renders the reaction highly atom economical and enables straightforward purification.

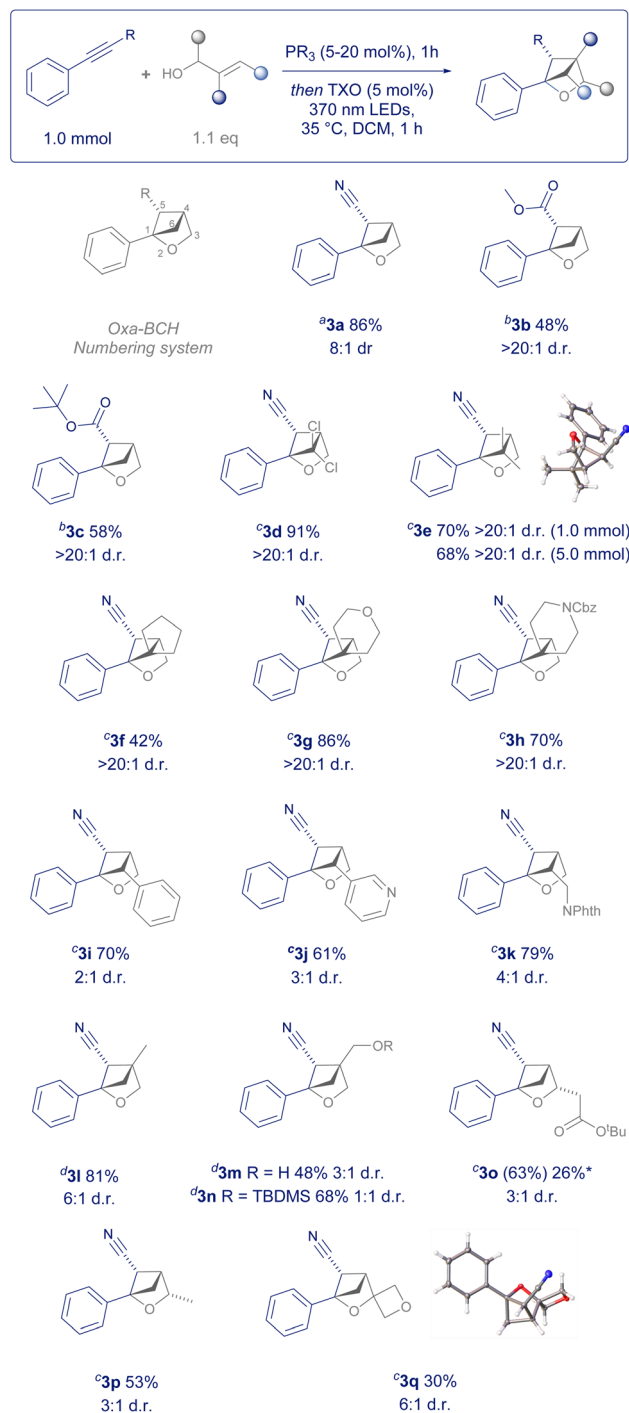
To explore the scope of this transformation, we firstly showed that commercially available methyl 3-phenylpropionate

Table 1 Reaction optimisation

Entry	Solvent	Nucleophilic catalyst	Photocatalyst	Yield <sup>a</sup> (d.r.) <sup>b</sup>
1	Acetone	PBu <sub>3</sub> (10 mol%)	TXO (15 mol%)	26% (6 : 1)
2	Toluene	PBu <sub>3</sub> (10 mol%)	TXO (15 mol%)	52% (5 : 1)
3	DCM	PBu <sub>3</sub> (10 mol%)	TXO (15 mol%)	>99% (7 : 1)
4	DCM	PMe <sub>3</sub> (10 mol%)	TXO (15 mol%)	96% (7 : 1)
5	DCM	PPh <sub>3</sub> (10 mol%)	TXO (15 mol%)	12% (5 : 1)
6	DCM	NEt <sub>3</sub> (10 mol%)	TXO (15 mol%)	n.d.
7	DCM	PBu <sub>3</sub> (10 mol%)	[Ir cat] (2 mol%)	40% (8 : 1)
8	DCM	PBu <sub>3</sub> (10 mol%)	Ph <sub>2</sub> CO (15 mol%)	43% (7 : 1)
9	DCM	PBu <sub>3</sub> (5 mol%)	TXO (5 mol%)	86% <sup>c</sup> (8 : 1)
10	DCM	PBu <sub>3</sub> (5 mol%)	—	<5%
11	DCM	—	TXO (5 mol%)	n.d.
12 <sup>d</sup>	DCM	PBu <sub>3</sub> (5 mol%)	TXO (5 mol%)	n.d.

<sup>a</sup> <sup>1</sup>H NMR yield against internal standard. <sup>b</sup> Determined *via* integration of crude <sup>1</sup>H NMR spectrum. <sup>c</sup> Isolated yield. <sup>d</sup> No irradiation. TXO = thioxanthone-9-one (370 nm irradiation); [Ir cat] = Ir(dFCF<sub>3</sub>ppy)<sub>2</sub>(dtbbpy)PF<sub>6</sub> (456 nm irradiation); Ph<sub>2</sub>CO (370 nm irradiation).





**Scheme 2** Scope of electron-withdrawing group and allyl alcohols. Major diastereomer depicted in all cases. Diastereomeric ratio (d.r.) determined from the crude  $^1\text{H}$  NMR spectrum and reported to the nearest whole number. *a* = 1 h  $\text{PBu}_3$  (5 mol%) catalysed conjugate addition, 1 h irradiation; *b* = 1 h  $\text{PBu}_3$  (15 mol%) catalysed conjugate addition, 1 h irradiation; *c* = 1 h  $\text{PMe}_3$  (20 mol%) catalysed conjugate addition, 1 h irradiation; *d* = 1 h  $\text{PMe}_3$  (20 mol%) catalysed conjugate addition, 16 h irradiation; \*63%  $^1\text{H}$  NMR yield and 26% isolated yield after recrystallisation.

was a competent reaction partner, giving product **3b** as a single diastereomer without the need for previously employed recrystallisation (Scheme 2).<sup>8</sup> **3c** demonstrated that *tert*-butyl esters

were also a competent functional group for the transformation, whereby the increased steric bulk diminished the side reactivity observed in less hindered esters.

We then systematically explored every position on the 2-oxabicyclo[2.1.1]hexane by varying the allyl alcohol coupling partner. Firstly, allyl alcohols substituted on the terminus of the alkene translated into 2-oxabicyclo[2.1.1]hexanes substituted on the 6- position, leading to a plethora of novel substitution patterns. Dichloro (**3d**) and dimethyl (**3e**) examples were given as single diastereomers in excellent yield with the configuration confirmed *via* single crystal X-ray diffraction.<sup>‡</sup> **3e** could also be scaled to 5.0 mmol in batch, when irradiated for an additional three hours. Likewise, allyl alcohols with a cyclic terminal substituent resulted in unusual spirocyclic products such as cyclopentyl **3f**, tetrahydropyran **3g** and benzylcarbamate protected piperidine **3h**, again as single diastereomers.

Commercial cinnamoyl alcohols gave rise to arylated and heteroarylated examples **3i** and **3j**, whilst an allyl alcohol bearing a protected amine could be prepared in one step and then converted to oxa-BCH **3k**. Both the 4- and 3-positions could also be substituted using this method. 2-Methylprop-2-en-1-ol, 2-methylenepropane-1,3-diol and its commercially available monoprotected silyl ether could be transformed into examples **3l–3n**. However, increasing steric bulk at this position does lead to an incremental loss of control of diastereoselectivity and required extended irradiation times.

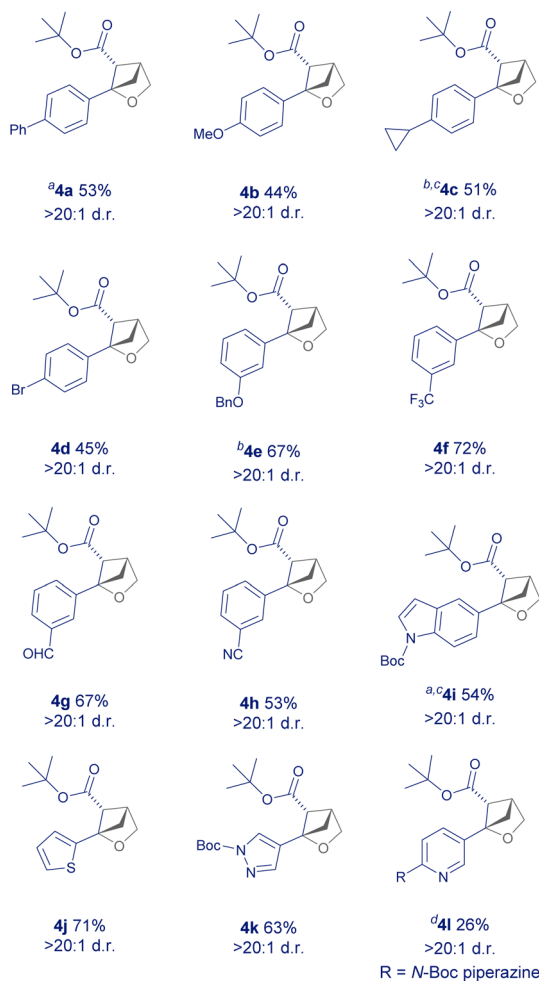
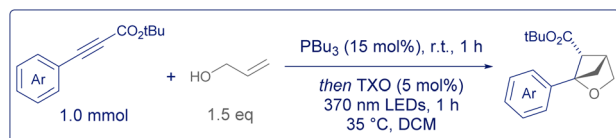
Racemic allyl alcohols with ester or alkyl substitution on the methylene position translated to 3-substituted 2-oxa-BCH scaffolds **3o** and **3p** in moderate yield. Whilst the respective dimethyl substituted allyl alcohol (2-methylbut-3-en-2-ol) was too hindered to undergo the required conjugate addition, the less encumbered 1-vinylcyclobutan-1-ol was shown to be a competent reaction partner in the process, allowing for a 3-substituted spirocyclic 2-oxabicyclo[2.1.1]hexane (**3q**) to be synthesised in one step from commercial sources and the structure confirmed by single crystal X-ray diffraction.<sup>‡</sup> Overall, the scope of readily available allyl alcohols demonstrates that this protocol enables the systematic exploration of every position on the 2-oxa-BCH scaffold, a crucial requirement for an extensive structure–activity relationship (SAR) study on any medicinal chemistry campaign.

Next, we turned our attention to the scope of the aromatic substituent of the arylalkyne (Scheme 3). Whilst simple arylpropionates or arylpropionitriles are commercially available, there are also many ways of accessing them synthetically. Sonogashira disconnections from the parent aryl halide, copper catalysed couplings from the arylboronic acid or functionalisation of the terminal alkyne with chloroformates are the most popular.<sup>15</sup>

Our reaction design allows for the incorporation of aromatic structures that may have been incompatible with previously reported conditions which relied heavily on strong electrophiles such as molecular iodine or nucleophilic Grignard reagents (Scheme 1).<sup>5,7–9</sup>

Firstly, *para*-substituted phenyl rings were well tolerated such as examples **4a** and **4b**, as well as groups such as cyclopropyl (**4c**) and bromide (**4d**) without significant ring opening or

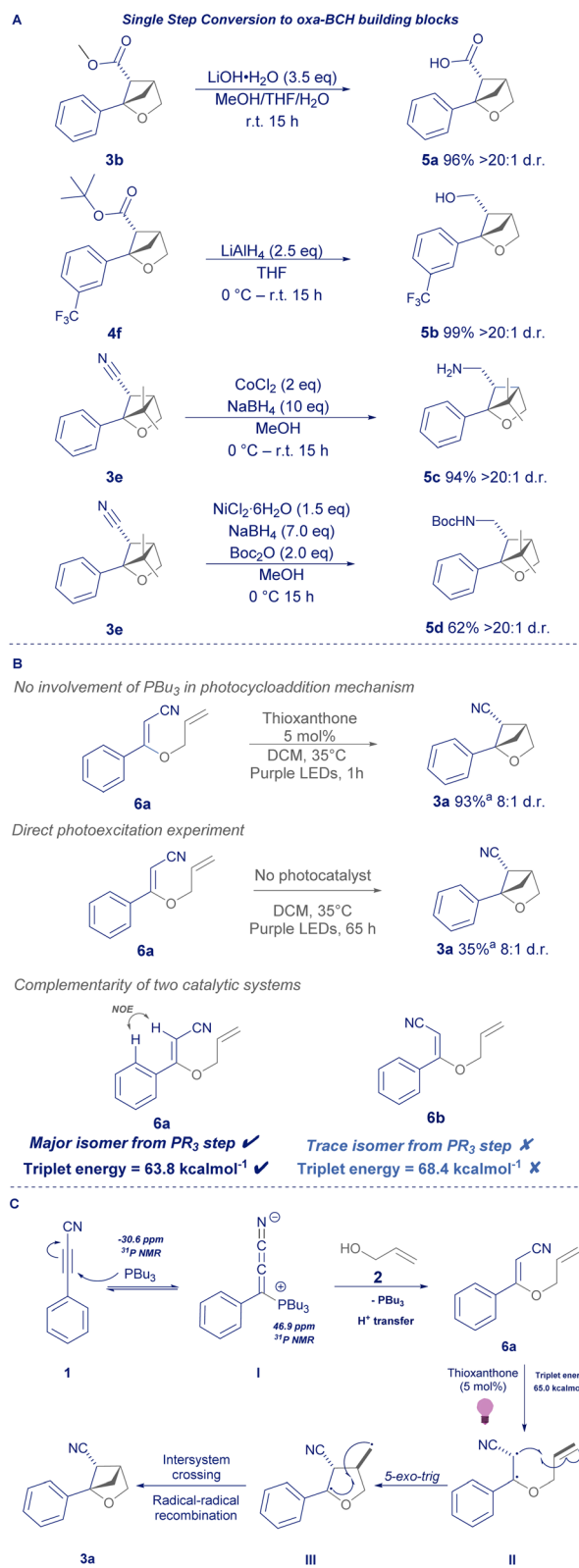




**Scheme 3** Scope of aryl group. *a* = 3 h  $\text{PBU}_3$  catalysed conjugate addition; *b* = 3 h irradiation; *c* = reaction carried out on 0.20 mmol scale; *d* = 3 h  $\text{PMe}_3$  (20 mol%) catalysed conjugate addition, 1 h irradiation.

dehalogenation of the product. Likewise, protected phenols such as **4e** and highly electron-withdrawing groups in the *meta* position such as trifluoromethyl (**4f**) gave the 2-oxa-BCH product in good yield. Reactive groups such as aldehyde (**4g**) and nitrile (**4h**) were tolerated despite the former being previously employed as an electrophilic substrate in other areas of phosphine organocatalysis.<sup>11</sup> A limitation of this process, however, is the use of *ortho*-substituted aromatics (such as 2-methyl), given their propensity to sterically hinder addition to the  $\beta$ -position of the alkyne starting material and diminish reactivity. Lastly, medically relevant heteroaromatics such as indole (**4i**), thiophene (**4j**) and pyrazole (**4k**) gave product in good yield and excellent diastereoselectivity. Example **4l** was a challenging substrate, potentially due to the nucleophilic pyridine nitrogen and electron rich piperazine substituent.

Having demonstrated that this process could use either esters or nitriles in the 5-position, we were keen to demonstrate that they can be converted to other useful functional



**Scheme 4** (A) = product post-functionalisation; (B) = mechanistic experiments; (C) = proposed mechanism. *a* = <sup>1</sup>H NMR yield.



handles in one step (Scheme 4A). Firstly, **3b** could be hydrolysed under standard conditions to free acid **5a**, and likewise a scope example from Scheme 3 was selected to demonstrate that the *tert*-butyl ester **4f** could be reduced in quantitative yield to the respective primary alcohol (**5b**). Similarly, the nitrile in **3e** could be reduced to free amine **5c** or be intercepted by di-*tert*-butyl dicarbonate to give *N*-Boc-protected amine **5d**.<sup>16,17</sup>

To probe the mechanism of the transformation, we initially followed the phosphine-mediated conjugate addition by <sup>31</sup>P NMR spectroscopy, which suggested that the reaction proceeded *via* a likely phosphonium intermediate (see ESI†).<sup>18</sup> Moreover, the lack of reactivity observed for species such as triethylamine and DABCO, implies that the phosphine is not acting as a Brønsted base in this transformation, but more likely a nucleophilic catalyst.<sup>19,20</sup> Isolation of intermediate **6a** and subsequent NMR analysis confirmed that the conjugate addition yields the proposed dienyl structure bearing a *Z*-configuration. **6a** was subjected to the reaction conditions in the absence of phosphine (Scheme 4B), giving high yield of product **3a**, confirming that the phosphine is not necessary for the photocycloaddition and that the trialkylphosphine can act as a spectator during the photocycloaddition.

Secondly, intermediate **6a** was subjected to prolonged irradiation in the absence of photocatalyst, giving modest yield of **3a**, suggesting that the mechanism doesn't require a redox event to undergo photocycloaddition. Lastly it was found that **6a** is stable to the mild thermal conditions of the photochemistry and does not undergo significant amounts of photoisomerisation (see ESI†).

Whilst triplet energies are generally difficult to measure experimentally, gratifyingly, time-dependent density functional theory (TD-DFT) revealed that the *Z*-isomer of the diene intermediate possesses a triplet energy lower than the photocatalyst (**6a** *Z*-isomer 63.8 kcal mol<sup>-1</sup>; **6b** *E*-isomer 68.4 kcal mol<sup>-1</sup>; thioxanthone 65.0 kcal mol<sup>-1</sup>), suggesting that the energy transfer pathway can proceed smoothly without the need for an initial photoisomerisation.<sup>21</sup>

Overall, we propose that the reaction proceeds *via* a phosphine catalysed conjugate addition of alkynyl starting material **1** and allyl alcohol **2**, *via* intermediate **I** to give **6a** (Scheme 4C). Irradiation at 370 nm facilitates the triplet energy transfer of the T<sub>1</sub> excited state of thioxanthone to **6a**, giving biradical intermediate **II**. A 5-*exo*-trig cyclisation (**II** to **III**), intersystem crossing and radical-radical recombination furnishes product **3a**.

## Conclusions

In conclusion we have shown that a diverse array of readily accessible coupling partners can be used to construct 2-oxabicyclo[2.1.1]hexane scaffolds in a straightforward, economical procedure. The reaction can yield an array of substitution patterns and useful functional handles for further incorporation into medicinal scaffolds inaccessible through previous methods, without the need to isolate synthetic intermediates.

Future work of our laboratory will focus on expanding this chemistry to new medicinally relevant scaffolds.

## Data availability

All the data related to the above-mentioned manuscript are available in the ESI.†

## Author contributions

D. M. W. was responsible for conceptualisation, investigation and methodology experiments. O. L. and N. A. A. were responsible for funding acquisition. O. L., N. A. A. and S. C. C. supervised the project. L. C. conducted the DFT calculations and O. D. P. acquired the X-ray crystallography data. The manuscript was written and revised by D. M. W., O. L., S. C. C. and N. A. A.

## Conflicts of interest

There are no conflicts to declare.

## Acknowledgements

The authors would like to thank Erin Braybrooke and Stephen Holman for assistance with high resolution mass spectrometry, Sophie Davies and William Hodds for reverse-phase purifications, and Peter Howe, Alfie Woodhouse, David Longmire and Sylvain Demanze for their assistance with NMR spectroscopy.

## Notes and references

‡ Deposition number 2382092 (**3e**) 2382093 (**3q**) contain(s) the supplementary crystallographic data for this paper. These data are provided free of charge by the Cambridge Crystallographic Data Centre.

- (a) F. Lovering, J. Bikker and C. Humblet, Escape from Flatland: Increasing Saturation as an Approach to Improving Clinical Success, *J. Med. Chem.*, 2009, **52**, 6752–6756; (b) T. T. Talele, Opportunities for Tapping into Three-Dimensional Chemical Space through a Quaternary Carbon, *J. Med. Chem.*, 2020, **63**, 13291–13315; (c) K. Hiesinger, D. Dar'In, E. Proschak and M. Krasavin, Spirocyclic Scaffolds in Medicinal Chemistry, *J. Med. Chem.*, 2021, **64**, 150–183; (d) M. Bührmann, S. Kallepu, J. D. Warmuth, J. N. Wiese, C. Ehrh, H. Vatheuer, W. Hiller, C. Seitz, L. Levy, P. Czodrowski, S. Sievers, M. P. Müller and D. Rauh, Fractory: Pharmacophore-Focused Design, Synthesis, and Evaluation of an sp<sup>3</sup>-Enriched Fragment Library, *J. Med. Chem.*, 2023, **66**, 6297–6314; (e) D.-H. Liu, P. M. Pflüger, A. Outlaw, L. Lückemeier, F. Zhang, C. Regan, H. Rashidi Nodeh, T. Cernak, J. Ma and F. Glorius, Late-Stage Saturation of Drug Molecules, *J. Am. Chem. Soc.*, 2024, **146**, 11866–11875.
- (a) B. R. Shire and E. A. Anderson, Conquering the Synthesis and Functionalization of Bicyclo[1.1.1]pentanes, *JACS Au*, 2023, **3**, 1539–1553; (b) T. Rigotti and T. Bach, Bicyclo



- [2.1.1]hexanes by Visible Light-Driven Intramolecular Crossed [2 + 2] Photocycloadditions, *Org. Lett.*, 2022, **24**, 8821–8825; (c) N. Frank, J. Nugent, B. R. Shire, H. D. Pickford, P. Rabe, A. J. Sterling, T. Zarganes-Tzitzikas, T. Grimes, A. L. Thompson, R. C. Smith, C. J. Schofield, P. E. Brennan, F. Duarte and E. A. Anderson, Synthesis of *meta*-substituted arene bioisosteres from [3.1.1]propellane, *Nature*, 2022, **611**, 721–726; (d) M. P. Wiesenfeldt, J. A. Rossi-Ashton, I. B. Perry, J. Diesel, O. L. Garry, F. Bartels, S. C. Coote, X. Ma, C. S. Yeung, D. J. Bennett and D. W. C. MacMillan, General access to cubanes as benzene bioisosteres, *Nature*, 2023, **618**, 513–518; (e) P. K. Mykhailiuk, Saturated bioisosteres of benzene: where to go next?, *Org. Biomol. Chem.*, 2019, **17**, 2839–2849; (f) M. A. M. Subbaiah and N. A. Meanwell, Bioisosteres of the Phenyl Ring: Recent Strategic Applications in Lead Optimization and Drug Design, *J. Med. Chem.*, 2021, **64**, 14046–14128; (g) J. Tsien, C. Hu, R. R. Merchant and T. Qin, Three-dimensional saturated C(sp<sup>3</sup>)-rich bioisosteres for benzene, *Nat. Rev. Chem.*, 2024, **8**, 605–627; (h) R. Bychek and P. K. Mykhailiuk, A Practical and Scalable Approach to Fluoro-Substituted Bicyclo[1.1.1]pentanes, *Angew. Chem., Int. Ed.*, 2022, **61**, e202205103; (i) A. Denisenko, P. Garbuz, Y. Makovetska, O. Shablykin, D. Lesyk, G. Al-Maali, R. Korzh, I. V. Sadkova and P. K. Mykhailiuk, 1,2-Disubstituted bicyclo[2.1.1]hexanes as saturated bioisosteres of *ortho*-substituted benzene, *Chem. Sci.*, 2023, **14**, 14092–14099.
- 3 V. V. Levterov, Y. Panasiuk, K. Sahun, O. Stashkevych, V. Badlo, O. Shablykin, I. Sadkova, L. Bortnichuk, O. Klymenko-Ulianov, Y. Holota, L. Lachmann, P. Borysko, K. Horbatok, I. Bodenchuk, Y. Bas, D. Dudenko and P. K. Mykhailiuk, 2-Oxabicyclo[2.2.2]octane as a new bioisostere of the phenyl ring, *Nat. Commun.*, 2023, **14**, 5608.
- 4 W. Kirmse and U. Mrotzek, 2-Oxabicyclo[2.1.1]hexan und 2-Oxabicyclo[2.1.1]hex-5-yl-Derivate, *Chem. Ber.*, 1988, **121**, 1013–1016.
- 5 V. V. Levterov, Y. Panasyuk, V. O. Pivnytska and P. K. Mykhailiuk, Water-Soluble Non-Classical Benzene Mimetics, *Angew. Chem., Int. Ed.*, 2020, **59**, 7161–7167.
- 6 (a) R. Evans, P. N. Bolduc, M. Pfaffenbach, F. Gao, T. May-Dracka, T. Fang, B. T. Hopkins, J. V. Chodaparambil, K. L. Henry, P. Li, C. Metrick, A. Nelson, P. Trapa, A. Thomas, L. Burkly and E. A. Peterson, The Discovery of 7-Isopropoxy-2-(1-methyl-2-oxabicyclo[2.1.1]hexan-4-yl)-N-(6-methylpyrazolo[1,5-a]pyrimidin-3-yl)imidazo[1,2-a]pyrimidine-6-carboxamide (BIO-7488), a Potent, Selective, and CNS-Penetrant IRAK4 Inhibitor for the Treatment of Ischemic Stroke, *J. Med. Chem.*, 2024, **67**, 4676–4690; (b) P. N. Bolduc, M. Pfaffenbach, R. Evans, Z. Xin, K. L. Henry, F. Gao, T. Fang, J. Silbereis, J. Vera Rebollar, P. Li, J. V. Chodaparambil, C. Metrick and E. A. Peterson, A Tiny Pocket Packs a Punch: Leveraging Pyridones for the Discovery of CNS-Penetrant Aza-indazole IRAK4 Inhibitors, *ACS Med. Chem. Lett.*, 2024, **15**, 714–721.
- 7 (a) Y. Liang, F. Paulus, C. G. Daniliuc and F. Glorius, Catalytic Formal [2 $\pi$ +2 $\sigma$ ] Cycloaddition of Aldehydes with Bicyclobutanes: Expedient Access to Polysubstituted 2-Oxabicyclo[2.1.1]hexanes, *Angew. Chem., Int. Ed.*, 2023, **62**, e202305043; (b) Y. Liang, R. Kleinmans, C. G. Daniliuc and F. Glorius, Synthesis of Polysubstituted 2-Oxabicyclo[2.1.1]hexanes via Visible-Light-Induced Energy Transfer, *J. Am. Chem. Soc.*, 2022, **144**, 20207–20213.
- 8 A. Denisenko, P. Garbuz, N. M. Voloshchuk, Y. Holota, G. Al-Maali, P. Borysko and P. K. Mykhailiuk, 2-Oxabicyclo[2.1.1]hexanes as saturated bioisosteres of the *ortho*-substituted phenyl ring, *Nat. Chem.*, 2023, **15**, 1155–1163.
- 9 V. V. Levterov, Y. Panasiuk, O. Shablykin, O. Stashkevych, K. Sahun, A. Rassokhin, I. Sadkova, D. Lesyk, A. Anisiforova, Y. Holota, P. Borysko, I. Bodenchuk, N. M. Voloshchuk and P. K. Mykhailiuk, 2-Oxabicyclo[2.1.1]hexanes: Synthesis, Properties, and Validation as Bioisosteres of *ortho*- and *meta*-Benzenes, *Angew. Chem., Int. Ed.*, 2024, **63**, e202319831.
- 10 For additional examples of applications of oxa-BCH scaffolds: (a) I. F. Yu, J. L. Manske, A. Diéguez-Vázquez, A. Misale, A. E. Pashenko, P. K. Mykhailiuk, S. V. Ryabukhin, D. M. Volochnyuk and J. F. Hartwig, Catalytic undirected borylation of tertiary C–H bonds in bicyclo[1.1.1]pentanes and bicyclo[2.1.1]hexanes, *Nat. Chem.*, 2023, **15**, 685–693; (b) J. M. Anderson, N. D. Measom, J. A. Murphy and D. L. Poole, Bridge Heteroarylation of Bicyclo[1.1.1]pentane Derivatives, *Org. Lett.*, 2023, **25**, 2053–2057; (c) A. A. Homon, O. V. Hryshchuk, O. V. Mykhailenko, B. V. Vashchenko, K. P. Melnykov, O. M. Michurin, C. G. Daniliuc, I. I. Gerus, V. O. Kovtunenkov, I. S. Kondratov and O. O. Grygorenko, 4-(Di-/Trifluoromethyl)-2-heterabicyclo[2.1.1]hexanes: Advanced Fluorinated Phenyl Isosteres and Proline analogues, *Eur. J. Chem.*, 2021, 6580–6590; (d) B. D. Dherange, M. Yuan, C. B. Kelly, C. A. Reiher, C. Grosanu, K. J. Berger, O. Gutierrez and M. D. Levin, Direct Deaminative Functionalization, *J. Am. Chem. Soc.*, 2023, **145**, 17–24; (e) C. E. Hendrick, J. R. Jorgensen, C. Chaudhry, I. I. Strambeanu, J. F. Brazeau, J. Schiffer, Z. Shi, J. D. Venable and S. E. Wolkenberg, Direct-to-Biology Accelerates PROTAC Synthesis and the Evaluation of Linker Effects on Permeability and Degradation, *ACS Med. Chem. Lett.*, 2022, **13**, 1182–1190; (f) S. Ni, N. M. Padial, C. Kingston, J. C. Vantourout, D. C. Schmitt, J. T. Edwards, M. M. Kruszyk, R. R. Merchant, P. K. Mykhailiuk, B. B. Sanchez, S. Yang, M. A. Perry, G. M. Gallego, J. J. Mousseau, M. R. Collins, R. J. Cherney, P. S. Lebed, J. S. Chen, T. Qin and P. S. Baran, A Radical Approach to Anionic Chemistry: Synthesis of Ketones, Alcohols, and Amines, *J. Am. Chem. Soc.*, 2019, **141**, 6726–6739.
- 11 For representative examples of trialkylphosphine catalysis: (a) H. Guo, Y. C. Fan, Z. Sun and Y. Wu O. Kwon, Phosphine Organocatalysis, *Chem. Rev.*, 2018, **118**, 10049–10293; (b) V. Y. Chen and O. Kwon, Unified Approach to Furan Natural Products via Phosphine-Palladium Catalysis, *Angew. Chem., Int. Ed.*, 2021, **60**, 8874–8881; (c) T. Harschneck and S. F. Kirsch, One-Pot Synthesis of 1,2-



- Dihydropyridines: Expanding the Diverse Reactivity of Propargyl Vinyl Ethers, *J. Org. Chem.*, 2011, **76**, 2145–2156; (d) D. Tejedor, F. García-Tellado, J. J. Marrero-Tellado and P. De Armas, Efficient Domino Process Based on the Catalytic Generation of Non-Metalated, Conjugated Acetylides in the Presence of Aldehydes or Activated Ketones, *Chem.–Eur. J.*, 2003, **9**, 3122–3131.
- 12 For representative examples of thioxanthone catalysed [2 + 2] cyclisations: (a) N. F. Nikitas, P. L. Gkizis and C. G. Kokotos, Thioxanthone: a powerful photocatalyst for organic reactions, *Org. Biomol. Chem.*, 2021, **19**, 5237–5253; (b) J. D. Williams, M. Nakano, R. Gérardy, J. A. Rincón, Ó. De Frutos, C. Mateos, J. C. M. Monbaliu and C. O. Kappe, Finding the Perfect Match: A Combined Computational and Experimental Study toward Efficient and Scalable Photosensitized [2 + 2] Cycloadditions in Flow, *Org. Process Res. Dev.*, 2019, **23**, 78–87; (c) A. Tröster, R. Alonso, A. Bauer and T. Bach, Enantioselective Intermolecular [2 + 2] Photocycloaddition Reactions of 2(1H)-Quinolones Induced by Visible Light Irradiation, *J. Am. Chem. Soc.*, 2016, **138**, 7808–7811; (d) T. Nevesely and C. G. Daniliuc, R. Gilmour, Sequential Energy Transfer Catalysis: A Cascade Synthesis of Angularly-Fused Dihydrocoumarins, *Org. Lett.*, 2019, **21**, 9724–9728; (e) E. Kumarasamy, R. Raghunathan, S. Jockusch, A. Ugrinov and J. Sivaguru, Tailoring Atropisomeric Maleimides for Stereospecific [2 + 2] Photocycloaddition—Photochemical and Photophysical Investigations Leading to Visible-Light Photocatalysis, *J. Am. Chem. Soc.*, 2014, **136**, 8729–8737; (f) R. Alonso and T. Bach, A Chiral Thioxanthone as an Organocatalyst for Enantioselective [2 + 2] Photocycloaddition Reactions Induced by Visible Light, *Angew. Chem., Int. Ed.*, 2014, **53**, 4368–4371.
- 13 J. Liao, X. Yang, L. Ouyang, Y. Lai, J. Huang and R. Luo, Recent advances in cascade radical cyclization of radical acceptors for the synthesis of carbo- and heterocycles, *Org. Chem. Front.*, 2021, **8**, 1345–1363.
- 14 For an example of nucleophilic triarylphosphine catalysis with uncatalysed UV sensitisation: (a) Q. Sun, C. J. Yaoab and B. König, A triphenylphosphine mediated photo-rearrangement and methanol addition of aryl chalcones to 1-propanones, *Photochem. Photobiol. Sci.*, 2015, **14**, 948–952, For an example of an iridium catalysed asymmetric allylic etherification and visible-light induced [2 + 2] cycloaddition; (b) P. Yang, R.-X. Wang, X.-L. Huang, Y.-Z. Cheng and S.-L. You, Enantioselective Synthesis of Cyclobutane Derivatives via Cascade Asymmetric Allylic Etherification/[2 + 2] Photocycloaddition, *J. Am. Chem. Soc.*, 2023, **145**, 21752–21759.
- 15 (a) T. Kawate, N. Iwase, M. Shimizu, S. A. Stanley, S. Wellington, E. Kazyanskaya and D. T. Hung, Synthesis and structure-activity relationships of phenyl-substituted coumarins with anti-tubercular activity that target FadD32, *Bioorg. Med. Chem. Lett.*, 2013, **23**, 6052–6059; (b) H. Rao, H. Fu, Y. Jiang and Y. Zhao, Highly Efficient Copper-Catalyzed Synthesis of Internal Alkynes via Aerobic Oxidative Arylation of Terminal Alkynes, *Adv. Synth. Catal.*, 2010, **352**, 458–462; (c) A. R. Bena, E. G. Bakalbassis, M. M. Sigalas and I. N. Lykakis, One-Pot Synthetic Approach to 3-Carboxyl- and 3-Ketopyridines in Aqueous Media, *J. Org. Chem.*, 2023, **88**, 8055–8068.
- 16 A. Karmakar, S. Ramalingam, M. Basha, G. K. Indasi, M. Belema, N. A. Meanwell, T. G. Dhar, R. Rampulla, A. Mathur, A. Gupta and A. K. Gupta, Facile Access to 1,4-Disubstituted Pyrrolo[1,2-a]pyrazines from  $\alpha$ -Aminoacetonitriles, *Synthesis*, 2019, **52**, 441–449.
- 17 S. Caddick, D. B. Judd, A. K. d. K. Lewis, M. T. Reich and M. R. V. Williams, A generic approach for the catalytic reduction of nitriles, *Tetrahedron*, 2003, **59**, 5417–5542.
- 18 J. Helberg, Y. Oe and H. Zipse, Mechanistic Analysis and Characterization of Intermediates in the Phosphane-Catalyzed Oligomerization of Isocyanates, *Chem.–Eur. J.*, 2018, **24**, 14387–14391.
- 19 E. C. Swift, S. Shekhar and B. J. Kotecki, Synthesis of Enantioenriched  $\beta$ -Aryl- $\beta$ -aryloxy Esters via Sequential Photoisomerization and Enantioselective Hydrogenation, *Org. Lett.*, 2020, **22**, 5363–5368.
- 20 J. Inanaga, Y. Baba and T. Hanamoto, Organic Synthesis with Trialkylphosphine Catalysts. Conjugate Addition of Alcohols to  $\alpha,\beta$ -Unsaturated Alkynic Acid Esters, *Chem. Lett.*, 1993, **22**, 241–244.
- 21 L. D. Elliott, S. Kayal, M. W. George and K. Booker-Milburn, Rational Design of Triplet Sensitizers for the Transfer of Excited State Photochemistry from UV to Visible, *J. Am. Chem. Soc.*, 2020, **142**, 14947–14956.

