

Cite this: *RSC Sustainability*, 2024, 2, 1613

# Sustainable synthesis of diethyl carbonate from carbon dioxide and ethanol featuring acetals as regenerable dehydrating agents†

Wahyu S. Putro,<sup>a</sup> Seiichiro Ijima,<sup>a</sup> Seiji Matsumoto,<sup>b</sup> Satoshi Hamura,<sup>b</sup> Mizuho Yabushita,<sup>c</sup> Keiichi Tomishige,<sup>c</sup> Norihisa Fukaya<sup>\*a</sup> and Jun-Chul Choi<sup>\*a</sup>

CO<sub>2</sub> valorization, which helps to offset the negative environmental impact of anthropogenic CO<sub>2</sub> emission, is a key aspect of the circular economy and a promising carbon capture and utilization strategy. Among the products of this valorization, dialkyl carbonates such as diethyl carbonate (DEC) draw much attention because of their low toxicity, high polarity, and broad application scope, and the related cost-effective and scalable synthesis methods are therefore highly sought after. Herein, DEC was sustainably synthesized from CO<sub>2</sub> and ethanol in the presence of acetals as regenerable organic dehydrating agents and dibutyltin(IV) oxide as a catalyst under optimized conditions (ethanol/acetal ratio, temperature, reaction time, presence or absence of Lewis-acidic additive). DEC yield, which was positively correlated with acetal hydrolyzability and negatively correlated with acetal regeneration efficiency (regenerability), increased in the presence of the Lewis-acidic acetal hydrolysis promoter (scandium(III) triflate). Acetal regenerability was strongly impacted by the ethanol/acetone ratio, molecular sieve amount, and the type of acetal regeneration catalyst, e.g., an acidic ion exchange catalyst (Amberlyst) showed high activity and stability for the regeneration of various acetals. The obtained findings pave the way for the use of acetals as sustainable dehydrating agents for direct closed-loop DEC synthesis and thus contribute to the establishment of a greener society.

Received 12th October 2023  
Accepted 22nd April 2024

DOI: 10.1039/d3su00367a

rsc.li/rscsus

## Sustainability spotlight

Conversion of CO<sub>2</sub> to value-added chemicals coupled with byproduct regeneration helps to minimize the negative environmental impact of modern industry in the context of climate change and sustainability. This work focuses on the development of waste-free synthesis of diethyl carbonate (DEC) from CO<sub>2</sub> by which hydrolysis products can be reverted to initial dehydrating agents. The regeneration of the dehydrating agent was simply achieved under ambient conditions using recyclable Amberlyst as a catalyst. Therefore, we believe that this approach could open a new promising direction to valorize CO<sub>2</sub> and recycle the waste to produce organic carbonate in a greener fashion, in line with the UN sustainable goals: responsible consumption and production (SDG 12), and climate action (SDG 13).

## Introduction

CO<sub>2</sub> valorization, which refers to the conversion of CO<sub>2</sub> to value-added products coupled with byproduct regeneration and helps to minimize the negative environmental impact of modern industry in the context of climate change and sustainability, is a key aspect of the circular economy<sup>1</sup> and a promising carbon

capture and utilization strategy.<sup>2,3</sup> Currently, dialkyl carbonates have drawn much attention as valorization products because of their low toxicity, high polarity, and numerous applications in fuel additives, batteries, and polymer synthesis.<sup>4</sup>

Given that diethyl carbonate (DEC) has a higher oxygen content than methyl *tert*-butyl ether (41% vs. 18%) and is therefore a promising alternative to this fuel additive, cost-effective and scalable DEC synthesis methods are in high demand.<sup>5</sup> Compared to traditional procedures such as Bayer phosgenation,<sup>6</sup> ENIChem oxidative carbonylation,<sup>7,8</sup> and Asahi-Kasei indirect *trans*-esterification,<sup>9</sup> the direct synthesis of DEC from CO<sub>2</sub> and ethanol (EtOH) offers the benefit of higher sustainability, with DEC yield strongly depending on the catalyst-dehydrating agent combination due to the severe limitation originated from chemical equilibrium.<sup>10</sup> High DEC yields were achieved by

<sup>a</sup>National Institute of Advanced Industrial Science and Technology (AIST), Tsukuba Central 5, 1-1-1 Higashi, Tsukuba, Ibaraki, 305-8565, Japan. E-mail: n.fukaya@aist.go.jp; junchul.choi@aist.go.jp

<sup>b</sup>Tosoh Corporation, 3-8-2 Shiba, Minato-ku, Tokyo 105-8623, Japan

<sup>c</sup>Department of Applied Chemistry, School of Engineering, Tohoku University, 6-6-07, Aoba, Aramaki, Aoba-ku, Sendai, Miyagi, 980-8579, Japan

† Electronic supplementary information (ESI) available. See DOI: <https://doi.org/10.1039/d3su00367a>



combining CeO<sub>2</sub> as a catalyst<sup>11</sup> with 2-cyanopyridine,<sup>12</sup> 2-furonitrile,<sup>13,14</sup> acetonitrile,<sup>15</sup> benzonitrile,<sup>16</sup> butylene oxide,<sup>17</sup> chloroacetate,<sup>18</sup> and orthoesters<sup>19</sup> as dehydrating agents, although the efficient regeneration of these agents remains challenging.

The use of chemically recyclable dehydrating agents allows for circular chemical utilization and, hence, more sustainable CO<sub>2</sub> valorization. Previously, we reported the sustainable synthesis of DEC from CO<sub>2</sub> and tetraethyl orthosilicate (TEOS),<sup>20</sup> showing that the obtained byproduct (disiloxane) can be recycled back to TEOS to establish a closed-loop reaction system. Similarly, 2-cyanopyridine and 2-furonitrile can be regenerated from each hydration product, 2-picolinamide and 2-furamide, respectively.<sup>21,22</sup> Given that the regeneration step is generally sluggish and requires high temperatures, dehydrating agents that can be simply regenerated under mild conditions are highly sought after.

When selecting an appropriate dehydrating agent, one should consider the trade-off between dehydration performance and regenerability, *i.e.*, strong dehydrating ability allows for high DEC yields at the cost problematic regeneration, whereas high regenerability is typically associated with low DEC yields. In the latter scenario, DEC production can be enhanced through the use of additives. For example, CeO<sub>2</sub> was combined with a zeolite cocatalyst (H-FAU) to increase DEC yield (to 72% at maximum) in a process using an acetal (2,2-diethoxypropane) as a dehydrating agent.<sup>23,24</sup> The low DEC yield observed in the absence of H-FAU (10%) indicated that the acetal itself did not sufficiently promote the DEC formation. Our group reported that the yield of dimethyl carbonate (DMC) in the system with dibutyltin(IV) oxide (Bu<sub>2</sub>SnO) as a catalyst and 2,2-dimethoxypropane as a dehydrating agent increased from 17% to 40% after the introduction of [Ph<sub>2</sub>NH<sub>2</sub>]<sup>+</sup>OTf<sup>-</sup> as an acidic cocatalyst.<sup>25</sup> To date, the regeneration of spent acetals to realize their closed-loop recycling has not yet been reported (Fig. 1).

The ready availability, ease of regeneration, and benign nature of acetals make them promising dehydrating agents for the sustainable synthesis of DEC despite their inferiority to orthoesters or alkoxy silanes in terms of dehydration ability.<sup>26</sup> In particular, acetals can be regenerated by reacting their hydrolysis products (ketones) with (i) orthoesters ((RO)<sub>3</sub>CH) in the presence of catalysts such as Cu(BF<sub>4</sub>)<sub>2</sub>·xH<sub>2</sub>O<sup>27</sup> and 2,3-dichloro-5,6-dicyano-*p*-benzoquinone<sup>28</sup> or (ii) triethoxysilane ((EtO)<sub>3</sub>SiH) in the presence of antimony(V) catalyst.<sup>29</sup> However, these reactions produce unexpected esters and siloxanes as byproducts. In contrast, acetal synthesis from ketones and alcohols, which is promoted by In(OTf)<sub>3</sub>,<sup>30</sup> PPh<sub>3</sub>-CCl<sub>4</sub>,<sup>31</sup> HCl,<sup>32</sup> Eosin Y,<sup>33</sup> and Ru-pincer catalysts,<sup>34</sup> affords water as the only byproduct and is

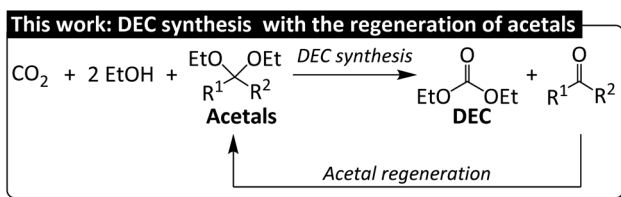


Fig. 1 This work related to the DEC synthesis featuring with the regeneration of spent acetal.

therefore a more promising route, although the complex preparation of these catalysts and their presence in the homogeneous system present certain complications. Herein, we reported the use of solid acid catalyst for the regeneration of acetal from ethanol.

As a part of our continuous research on the conversion of CO<sub>2</sub> into dialkyl carbonates, we herein report the Bu<sub>2</sub>SnO-catalyzed direct synthesis of DEC from CO<sub>2</sub> and EtOH in the presence of acetals (*e.g.*, 2,2-diethoxypropane) as dehydrating agents. Acetal is promising for realizing sustainability because of the simple regeneration, but its dehydrating rate is supported by Lewis acidic cocatalyst Sc(OTf)<sub>3</sub> for promoting the corresponding DEC yield. The byproduct of DEC synthesis, namely water, reacts with acetals to produce ketones (Fig. 2a), which subsequently react with EtOH to regenerate acetals (Fig. 2b) and complete the circular synthesis of DEC.

## Experimental section

### Materials

Bu<sub>2</sub>SnO (98%), scandium(III) triflate (Sc(OTf)<sub>3</sub>; 99%), and 3 Å molecular sieves (MS3A) were purchased from Sigma Aldrich (USA). Super dry EtOH (99.5%), super dry acetone (99.5%), and Nafion NR-50 were purchased from Wako Pure Chemical Industries (Japan). 2,2-Diethoxypropane (95%), 4-*tert*-butyltoluene (95%) and Amberlyst 15(H) were purchased from Tokyo Chemical Industries Co., Ltd. (Japan), and Alfa Aesar (USA) respectively. H-FAU (SiO<sub>2</sub>/Al<sub>2</sub>O<sub>3</sub> molar ratio = 5.5) was received from Tosoh Corporation (Japan). All compounds were used without further purification or pretreatment.

### DEC synthesis

All reactions and operations involving moisture-sensitive compounds (all acetals and super dry EtOH) were performed in a nitrogen-filled glove box. General DEC syntheses from CO<sub>2</sub> and EtOH in the presence of Bu<sub>2</sub>SnO and acetals were carried out in an autoclave with an inner volume of 10 mL. The following example can be viewed as representative. The autoclave was charged with a magnetic stirrer bar, 2,2-diethoxypropane (1.7 mL, 10.7 mmol), Bu<sub>2</sub>SnO (0.54 g; 20 mol% with

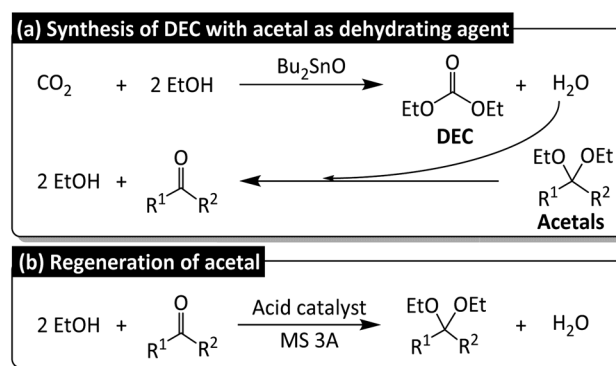


Fig. 2 (a) Direct synthesis of diethyl carbonate (DEC) from CO<sub>2</sub> and ethanol (EtOH) in the presence of acetals as dehydrating agents, (b) acetal regeneration from corresponding ketones.



respect to 2,2-diethoxypropane), Sc(OTf)<sub>3</sub> (2.1 mg, 4.3 μmol; 0.04 mol% with respect to 2,2-diethoxypropane with ratio of Sn/Sc = 500), and EtOH (2.4 mL, 42.5 mmol; EtOH/acetal = 4 : 1) in the stated order, sealed, purged five times with 5 MPa CO<sub>2</sub> (~3 g of CO<sub>2</sub>), maintained under pressure for 10 min, heated to 160 °C for the required amount of time, and cooled to room temperature using an ice bath.

Reaction mixtures were analyzed by gas chromatography (GC; internal standard = 4-*tert*-butyltoluene, injection temperature = 210 °C, detection temperature = 220 °C, initial temperature = 40 °C, and final temperature = 210 °C) using a Shimadzu GC-2014 instrument equipped with a flame ionization detector and an Rtx column. The column temperature was increased to 50 °C at a heating rate of 10 °C min<sup>-1</sup>, held for 9 min, increased to 110 °C at the same heating rate, held for 12 min, and finally increased to 210 °C at heating rate of 50 °C min<sup>-1</sup>. The carrier gas (nitrogen) was supplied at a pressure of 114 kPa and a flow rate of 3 mL min<sup>-1</sup>. DEC yield and material balance (MB) were calculated as

$$\text{DEC yield based on acetal (\%)} = 100\% \times (\text{mmol DEC} / \text{initial mmol acetal}),$$

$$\text{MB (\%)} = 100\% \times (\text{mol ketone} + \text{mol remaining acetal}) / \text{initial mol acetal}.$$

### Acetal synthesis

Similar to DEC, acetals were synthesized in a nitrogen-filled glove box. The following example can be viewed as representative. A 50 mL round-bottom flask was charged with a magnetic stirrer bar, EtOH (18.4 g; 0.4 mol), acetone (5.8 g, 0.1 mol), H-FAU (1.275 g; 0.9 mmol H<sup>+</sup>), and MS3A (10 g), and the mixture was stirred under ambient conditions for the required amount of time. The content of water adsorbed by the molecular sieve (MS) was determined by Karl-Fischer titration (KEM ADP-611) to control the reaction progress. The reaction mixture was analyzed by GC as above. <sup>1</sup>H nuclear magnetic resonance (NMR) spectra were recorded on a Bruker ADVANCE III HD instrument (<sup>1</sup>H NMR at 400 MHz, <sup>13</sup>C{<sup>1</sup>H} NMR at 100.7 MHz). Acetal yield MB were calculated as

$$\text{Acetal yield (\%)} = 100\% \times (\text{mol acetal} / \text{initial mol ketone}),$$

$$\text{MB (\%)} = 100\% \times (\text{mol acetal} + \text{mol remaining ketone}) / \text{initial mol ketone}.$$

### Catalyst reusability testing in normal reactor

The first reaction was performed according to the procedure described above. At the end of the reaction, the mixture was analyzed by GC, and the solid and liquid phases were separated by centrifugation at 4000 rpm for 6 min. The thus isolated H-FAU was calcined at 500 °C for 3 h and vacuum-dried for 20 h prior to reuse. Spent Nafion NR-50 and Amberlyst 15(H) were separated from MS3A powder using a sieve and dried in a vacuum oven at 120 °C for 20 h prior to reuse. Activity test was

carried out for a second time with the substrate/catalyst ratio adjusted accordingly.

### Catalyst reusability testing in SpinChem reactor

Unlike the reaction in the normal reactor, that in the four-compartment SpinChem reactor was performed with the catalyst and MS loaded in separate compartments. The MS and ion-exchange catalysts (Nafion and Amberlyst) were present as pellets, which facilitated the separation and collection of the spent catalyst. The spent catalyst was dried in a vacuum oven at 120 °C for 20 h prior to reuse.

## Results and discussion

### Synthesis of DEC from CO<sub>2</sub> and EtOH

To optimize the conditions of DEC synthesis, we explored the effects of the EtOH/acetal molar ratio, temperature (160–220 °C), and reaction time using Bu<sub>2</sub>SnO as a catalyst and 2,2-diethoxypropane (**1**) as a dehydrating agent (Table 1). The amount of DEC initially increased with increasing EtOH/acetal molar ratio (from 0.9 mmol at 2/1 (entry 2) to 1.6 mmol at 4/1 (entry 4)) but decreased when this ratio became overly large (entries 5 and 6). The optimum temperature was identified as 180 °C (1.6 mmol of DEC, entry 4). It was found that side reactions such as the thermal decomposition of **1** and aldol condensation of acetone to form 2-ethoxypropene and mesityl oxide was observed from 0.09 to 1.54 and 0 to 0.05 mmol (Fig. S1†), respectively, thus resulting in decreased MB (Table S1†). These side products were also detected in previous studies when **1** was used as a dehydrating agent for DEC synthesis.<sup>23</sup> Prolonging the reaction time increased the DEC amount to 1.3 mmol but decreased MB (entry 8). Thus, the conditions of entry 4 were selected as the optimal for further experiments.

Acid additives can promote the hydrolysis of acetals and thus accelerate the direct synthesis of organic carbonates, *e.g.*, an

Table 1 Condition optimization for Bu<sub>2</sub>SnO-catalyzed DEC synthesis<sup>a</sup>

Entry	EtOH/acetal (mol mol <sup>-1</sup> )	T (°C)	t (h)	DEC <sup>b</sup> (mmol)	MB <sup>c</sup> (%)
1	2/1	160	20	0.5	92
2	2/1	180	20	0.9	85
3	4/1	160	20	0.8	90
4	4/1	180	20	1.6	85
5	10/1	180	20	1.3	85
6	20/1	180	20	0.8	85
7	20/1	200	20	1.0	77
8	20/1	200	48	1.3	65
9	20/1	220	20	0.8	71

<sup>a</sup> Reaction conditions: 5 MPa CO<sub>2</sub> at room temperature, 20 mol% Bu<sub>2</sub>SnO relative to acetal. <sup>b</sup> DEC determined by GC using 4-*tert*-butyltoluene as internal standard. <sup>c</sup> MB = material balance (%).



acidic triflate was shown to enhance the catalytic performance of  $\text{Bu}_2\text{SnO}$  in DMC synthesis,<sup>25</sup> and an  $\text{CeO}_2 + \text{H-FAU}$  physically mixed catalysts was shown to effectively promote DEC formation.<sup>23</sup> Therefore, we examined the effect of  $\text{Sc}(\text{OTf})_3$  as an acid additive at different EtOH/acetal ratios and temperatures of 160 and 180 °C (Fig. 3).

The addition of  $\text{Sc}(\text{OTf})_3$  increased DEC production under all conditions. In particular, the introduction of this additive increased the amount of DEC three-fold (from 0.5 to 1.5 mmol) at 160 °C and EtOH/acetal ratio = 2 and almost two-fold (from 1.6 to 2.8 mmol of DEC) at 180 °C and EtOH/acetal ratio = 4. These results suggested that  $\text{Sc}(\text{OTf})_3$  effectively promoted acetal hydrolysis at various temperatures and EtOH/acetal ratios. The effect of acetal screening for the DEC synthesis was subsequently examined in the absence and presence of  $\text{Sc}(\text{OTf})_3$  (Fig. 4).

With these optimized conditions in hand, we screened different acetals in the absence and presence of  $\text{Sc}(\text{OTf})_3$  at 180 °C, 20 h, and EtOH/acetal = 4/1 (Fig. 4). The length of the alkyl substituent of acetals (1–3) was positively correlated with DEC amount irrespective of the presence of  $\text{Sc}(\text{OTf})_3$ , which was ascribed to the fact that ketones with longer chains are less readily converted into acetals, *i.e.*, longer-chain acetals are hydrolyzed more readily (Table S3†).<sup>35,36</sup> 2,2-Ethoxypentane (3) showed the highest DEC yield (34% with  $\text{Sc}(\text{OTf})_3$  and 24% without  $\text{Sc}(\text{OTf})_3$ ). Acetal 4 (DEC yield = 29% with  $\text{Sc}(\text{OTf})_3$  and 16% without  $\text{Sc}(\text{OTf})_3$ ) performed similarly to 1 (DEC yield = 26% with  $\text{Sc}(\text{OTf})_3$  and 15% without  $\text{Sc}(\text{OTf})_3$ ) despite being more readily hydrolyzable. 3-Ethoxy-2-pentene ( $m/z = 114$ ) was detected as a major byproduct (Fig. S2†), accounting for the low DEC yield. In the case of 5,  $\text{Sc}(\text{OTf})_3$  had no positive effect on DEC yield (2%), *i.e.*, 5 was a poor dehydrating agent for DEC synthesis. Thus, DEC yield was strongly influenced by acetal hydrolyzability.

The increased DEC yields observed in the presence of  $\text{Sc}(\text{OTf})_3$  for all acetals except 5 (26–34% *vs.* 15–24% without  $\text{Sc}(\text{OTf})_3$ ) indicated that this additive promoted acetal hydrolysis and was well tolerated for catalyzing the hydrolysis of various acetals. Notably,  $\text{Sc}(\text{OTf})_3$  did not adversely affect MB when acetals 2–4 were used (Table S4†). Apart from having a low

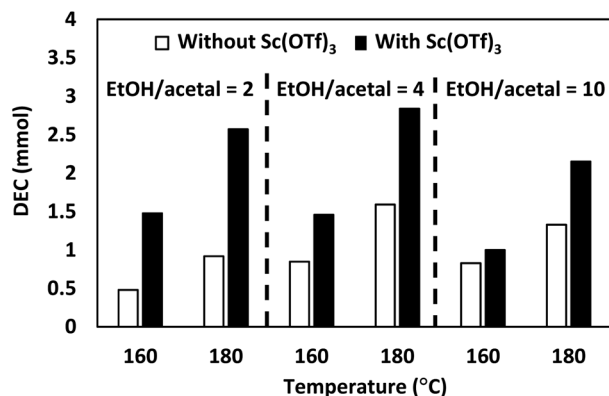


Fig. 3 Effect of  $\text{Sc}(\text{OTf})_3$  on DEC synthesis. Reaction conditions: 5 MPa  $\text{CO}_2$  at room temperature, 20 mol%  $\text{Bu}_2\text{SnO}$  relative to acetal, 0.04 mol%  $\text{Sc}(\text{OTf})_3$  relative to acetal ( $\text{Sn}/\text{Sc} = 500$ ), 20 h. DEC amount was determined by GC using 4-*tert*-butyltoluene as internal standard.

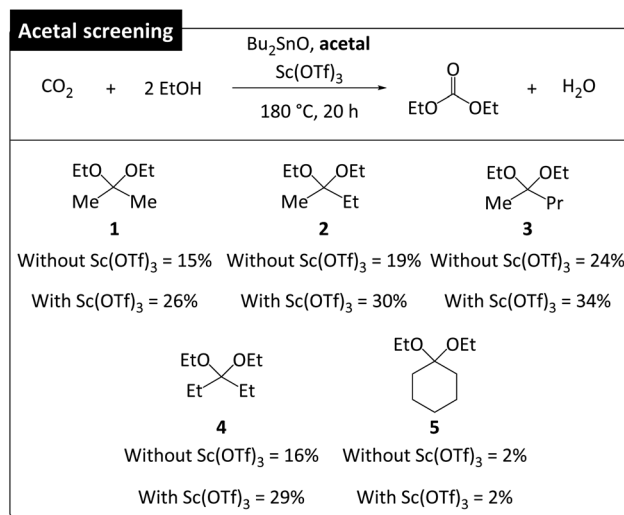


Fig. 4 Screening of acetals as dehydrating agents for  $\text{Bu}_2\text{SnO}$ -catalyzed DEC synthesis with and without  $\text{Sc}(\text{OTf})_3$ . Reaction conditions: 5 MPa  $\text{CO}_2$  at room temperature, 40 mmol EtOH, 10 mmol acetal (EtOH/acetal = 4), 20 mol%  $\text{Bu}_2\text{SnO}$  relative to acetal, 0.04 mol%  $\text{Sc}(\text{OTf})_3$  relative to acetal ( $\text{Sn}/\text{Sc} = 500$ ), 180 °C, 20 h. DEC yield (%) was determined by GC using 4-*tert*-butyltoluene as internal standard compound.

dehydrating ability, 5, engaged in side reactions, which resulted in a substantial MB decrease and low DEC yield. High MBs can be achieved when acetal hydrolysis affords ketones as the sole products (Fig. 5). These are general illustrative reactions from DEC synthesis using acetal as the dehydrating agent.

One of the main issues regarding the use of organic dehydrating agents in the synthesis of organic carbonates is finding an effective regeneration process. The regeneration of orthoesters remains unknown,<sup>19</sup> and that of 2-cyanopyridine,<sup>22,37</sup> furanonitrile<sup>21</sup> and alkoxy silanes<sup>20</sup> requires high temperatures. Hence, easily regenerable dehydrating agents are required to realize high sustainability. To clarify the potential sustainability of the current reaction, we examined the regeneration of acetals from the corresponding ketones under ambient conditions.

### Acetal regeneration

Acetal regeneration was first examined by reacting acetone as a model substrate with EtOH in the presence of H-FAU as a catalyst. Given the reversibility of acetal formation from

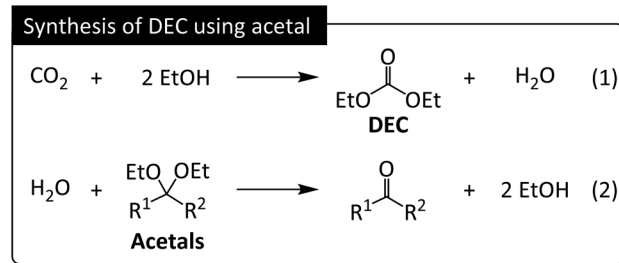


Fig. 5 DEC synthesis from  $\text{CO}_2$  and EtOH. Acetals exert their dehydrating effect by reacting with water to generate ketones and EtOH.



alcohols and carbonyl compounds, water removal is required to overcome the equilibrium limitation.<sup>32</sup> Herein, we used MS3A to bind water and monitored the amount of MS3A-bound water using Karl-Fischer titration to control the reaction progress. The effects of the EtOH/acetone ratio and MS loading on acetal formation are given in Fig. 6 associated with monitoring H<sub>2</sub>O amount adsorbed by MS3A.

A 1 h reaction under ambient conditions afforded 22 mmol of **1** at an EtOH/acetone ratio of 1 and twice this amount (51 mmol of **1**) at a higher EtOH/acetone ratio of 15 (Fig. 6a). The yield of **1** hardly changed at EtOH/acetone ratios of >4. Given that MS adsorbed more than 95% of water formed (Table S5†), this behavior could not be caused by MS3A saturation with water. The zeolite catalyst turned red after exposure to the acetal but remained white when exposed to acetone (Fig. S3†). The use of acetal-exposed catalyst drastically decreased the acetal yield to 3%, which suggested that the acetal deactivated the catalysts. The addition of **1** to the mixture of acetone and EtOH decreased the **1** yield to 10% (Table S6†). In the presence of **1**, the use of an acetal-pretreated catalyst hindered acetal production (Table S7†). These results indicated that the catalyst was deactivated by the acetal itself, which explains the saturation behavior observed at 50% acetal yield.

The regeneration of acetals from the corresponding ketones is a moisture-sensitive process, and the presence of dehydrant is necessary to avoid shifting the equilibrium back to the reactant. In the absence of MS3A, the yield of **1** was as low as 9%, increasing 28% and 48% at MS loadings of 5 g to 12 g MS3A, respectively (Fig. 6b). In line with the increased yield of **1**, the amount of water adsorbed by MS also increased (because of the increased MS loading). Notably, side reactions comprising aldol condensation were hardly observed when the effect of MS loading was evaluated, which resulted in high MB (Table S8†).

Acid catalysis is a common feature of successful acetal formation, which is, however, mainly focused on the

development of homogeneous catalysts.<sup>38</sup> Encouraged by the catalytic performance of H-FAU, we evaluated the performances of solid acid catalysts at the same amount of H<sup>+</sup> (0.09 mmol) under optimal conditions (Fig. 7a). Unlike in a previous report on isomerization and alkylation reactions, sulphated zirconia (SO<sub>4</sub><sup>2-</sup>/ZrO<sub>2</sub>) with superacidic sites was less active than H-FAU (27 vs. 46%),<sup>39</sup> *i.e.*, strongly acidic sites were less favorable for acetal formation. The two main types of ion-exchange resins based on styrene-based sulfonic acids (Amberlyst and Dowex resins) and the perfluorosulfonic acid-based resin (Nafion, Table S11†) afforded yields of 45, 27, and 41%, respectively. The three highly active catalysts (H-FAU, Nafion, Amberlyst) were then subjected to a reusability test (Fig. 7b). H-FAU exhibited poor stability, as revealed by its marked activity decrease in the second and third cycles, whereas ion-exchange catalysts remained stable. The red color of spent catalysts indicated the high affinity of organic compounds (mostly acetal product) to the catalyst surface. Annealing at 500 °C restored the white color of the catalyst but resulted in an activity drop, which was ascribed to zeolite deactivation due to deprotonation of H-FAU which probably attached in MS. Given that H-FAU and MS powder were used in the form of a physical mixture, the active protons of the catalyst were prone to become attached to MS. This result inspired us to use the SpinChem reactor allowing for reactions with the catalyst and MS located in separate compartment (Fig. 8).

The SpinChem reactor contains four compartments attached in a stirrer shaft and therefore allowed for higher recycling effectivity.<sup>40,41</sup> The catalyst was set in one compartment of this

#### Acetal regeneration

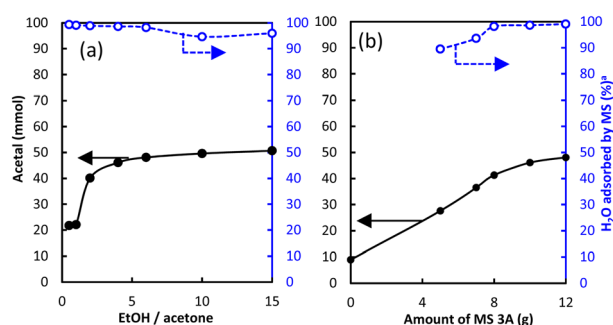
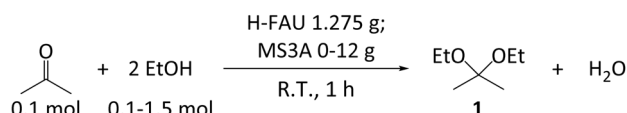


Fig. 6 (a) Effect of EtOH/acetone ratio on the formation of **1**. Reaction conditions: 0.1 mol acetone, 1.275 g H-FAU, 10 g MS3A, 1 h, ambient conditions. (b) Effect of MS3A loading. Reaction conditions: 0.1 mol acetone, 0.4 mol ethanol, 1.275 g H-FAU, 1 h, ambient conditions. <sup>a</sup>wt% of total H<sub>2</sub>O adsorbed by MS after the reaction based on the acetal formation.

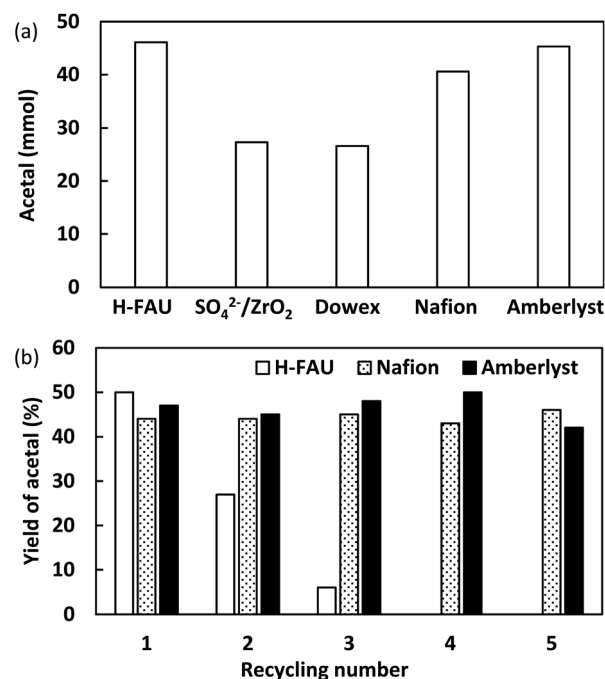


Fig. 7 (a) Catalyst screening. Reaction conditions: 0.1 mol acetone, 0.4 mol ethanol, 10 g MS3A, 0.09 mmol H<sup>+</sup>, H-FAU → 1 h, SO<sub>4</sub><sup>2-</sup>/ZrO<sub>2</sub>, Dowex → 2 h, Nafion → 3 h, and Amberlyst → 2 h, ambient conditions. (b) Reusability test of various catalysts. Acetal quantitation was achieved by GC using 4-*tert*-butyltoluene as an internal standard.



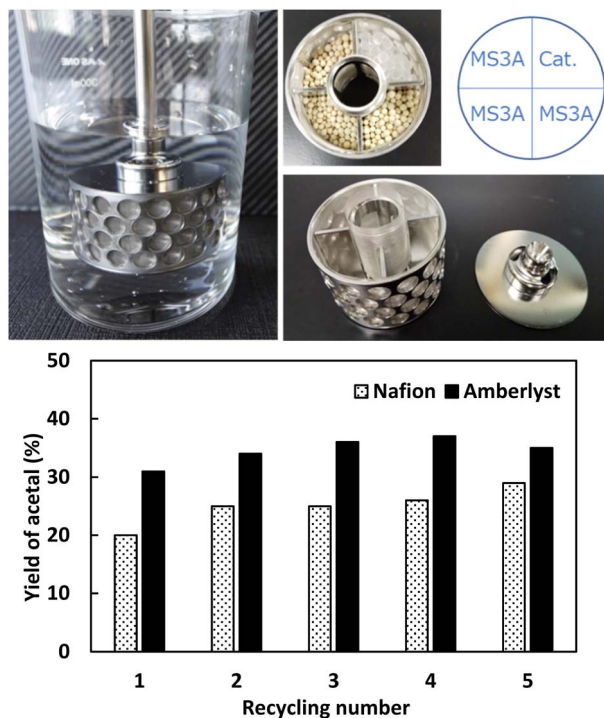


Fig. 8 (top) Photograph of SpinChem reactor and (bottom) results of Nafion and Amberlyst reusability testing in the same reactor.

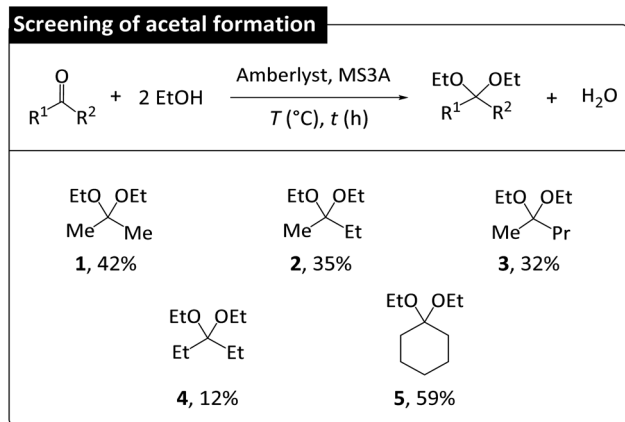


Fig. 9 Scope of acetal regeneration from corresponding ketones. Reaction conditions: 0.1 mol ketone, 0.4 mol EtOH, 10 g MS3A, 0.2 g Amberlyst, room temperature, 1 h. Acetal yield (%) determined by GC using 4-*tert*-butyltoluene as internal standard.

reactor, and the other compartment was charged with MS. Compared with normal reactions, those carried out in SpinChem reactor featured lower yields. For example, Amberlyst showed a steady activity at a level of 45% yield for five consecutive runs in the normal reactor, whereas its activity in the SpinChem reactor was as low as 33% yield. The activity of H-FAU stabilized at an acetal yield of 27% after four runs, which suggested that the SpinChem reactor setup increased catalyst durability (Fig. 8). Compared to the zeolite catalyst, ion-exchange catalysts exhibited higher resilience in both reactors, with Amberlyst showing higher activity than Nafion.

Therefore, we used Amberlyst as a catalyst for the regeneration of acetals previously used for DEC synthesis (Fig. 8).

The screening of acetal formation was performed using the normal reaction system, as it resulted in higher catalyst activity. The formation of **1** from acetone proceeded in 42% yield, whereas lower yields (35% of **2** and 32% of **3**) were obtained for substrates with longer alkyl chains. The regeneration of **4** proceeded in 12% yield. The regeneration of **5** proceeded in 59% yield, which reflected the elevated reactivity of the parent cyclic ketone and agreed with a previous study according to which the feasibility of acetal formation is determined by acetal hydrolyzability.<sup>32</sup> That is, water-sensitive acetals were effective for DEC synthesis but were more difficult to regenerate.

The correlation between acetal and DEC yields observed with/without  $\text{Sc}(\text{OTf})_3$  (Fig. 11) was negative, with the trendline slope becoming steeper upon the introduction of  $\text{Sc}(\text{OTf})_3$ . The more water-tolerant acetals (e.g., **5**) affording low DEC yields showed higher regeneration reactivities, and *vice versa*, which is in line with a previous report (Table S3<sup>†</sup>).<sup>36</sup> Besides, a hemiacetal of **5** was obtained, accounting for about one third of the acetal formed at the beginning of the reaction (Table S16<sup>†</sup>). The amount of this hemiacetal decreased with time, as expected for an intermediate. The datapoints of **4** was outliers because of the occurrence of a prominent side reaction during the synthesis of DEC in this case (Fig. S2<sup>†</sup>). The presence of catalyst and dehydrating agent is significant for the DEC synthesis because the reaction was not observed without their existence (Table S19,† entries 1–3). The

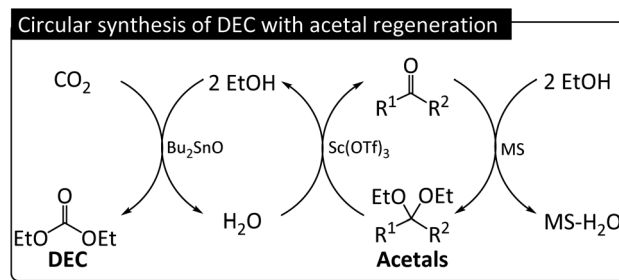


Fig. 10 Illustration of DEC synthesis using acetals as regenerable dehydrating agents.

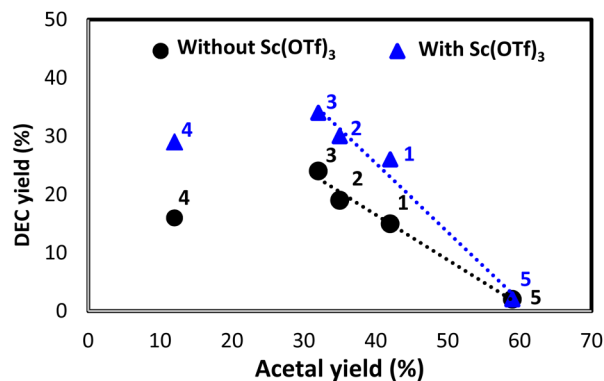


Fig. 11 Relationship between DEC yield (from Fig. 4) and acetal yield (from Fig. 9).



addition of only  $\text{Sc}(\text{OTf})_3$  slightly improve the yield of DEC, but  $\text{Bu}_2\text{SnO}$  catalyzing the reaction boosted the DEC yield significantly (entries 4–6). This result is lower than previous reports applying TEOS, orthoester and 2-cyanopyridine as dehydrating agent or  $\text{CeO}_2$  as a catalyst (entries 7–13). However, this work reports not only focusing on the DEC synthesis but the regeneration of spent acetal is also discussed. The fact that the regeneration of acetals proceeded under ambient conditions demonstrated the feasibility of the regeneration process and the closed-loop green synthesis of DEC (Fig. 10).

## Conclusion

Sustainable DEC synthesis was realized using acetals as regenerable dehydrating agents, with the optimal conditions identified as EtOH/acetal ratio = 4, temperature = 180 °C, and duration = 20 h. The addition of  $\text{Sc}(\text{OTf})_3$  as an acetal hydrolysis catalyst increased DEC yields under all conditions. Acetal hydrolyzability was positively correlated with DEC yield, and acetal regenerability was strongly affected by the EtOH/acetal ratio and MS loading. Acetal formation poisoned the zeolite catalyst and terminated the catalytic process at an acetal yield of 50%. Ion-exchange acid catalysts, namely Nafion and Amberlyst, exhibited high activity and stability for acetalization in normal and SpinChem reactors. Amberlyst could also be used to regenerate acetals previously utilized for DEC synthesis. DEC yield was negatively correlated with acetal regenerability, and the slope of the corresponding trendline increased upon the introduction of  $\text{Sc}(\text{OTf})_3$ . This result indicates that the trade-off between acetal dehydration power and regeneration ability should be considered to improve the ecofriendliness and industrial feasibility of organic carbonate synthesis. This report opens a promising prospective in industrial application for the development of sustainable synthesis of DEC.

## Author contributions

Wahyu S. Putro: conceptualization, investigation, writing, reviewing, and editing the original paper. Seichiro Ijima: investigation, data validation, and formal analysis. Seiji Matsumoto: writing, reviewing, and editing. Satoshi Hamura: writing, reviewing, and editing. Mizuho Yabushita: writing, reviewing, and editing. Keiichi Tomishige: writing, reviewing, and editing. Norihisa Fukaya: conceptualization, supervising, reviewing, and editing the original paper. Jun-Chul Choi: conceptualization, supervising, reviewing, and editing the original paper.

## Conflicts of interest

The authors declare no competing financial interests or personal relationships that could have appeared to influence the work reported in this paper.

## Acknowledgements

The authors thank Dr Tadahiro Nitta for providing the experimental assistance.

## References

- 1 M. Aresta, A. Dibenedetto and A. Angelini, *Chem. Rev.*, 2014, **114**, 1709–1742.
- 2 M. Tamura, M. Honda, Y. Nakagawa and K. Tomishige, *J. Chem. Technol. Biotechnol.*, 2014, **89**, 19–33.
- 3 K. Tomishige, Y. Gu, Y. Nakagawa and M. Tamura, *Front. Energy Res.*, 2020, **8**, 117.
- 4 S. Huang, B. Yan, S. Wang and X. Ma, *Chem. Soc. Rev.*, 2015, **44**, 3079–3116.
- 5 K. Shukla and V. C. Srivastava, *RSC Adv.*, 2016, **6**, 32624–32645.
- 6 Z. Kricsfalussy, H. Steude, H. Waldmann, K. Hallenberger, W. Wagner and H.-J. Traenckner, *US Pat.*, 5523452, 1996.
- 7 U. Romano, F. Rivetti and N. Di Muzio, *US Pat.*, 4318862, 1982.
- 8 K. Tomishige, T. Sakai, S. I. Sakai and K. Fujimoto, *Appl. Catal., A*, 1999, **181**, 95–102.
- 9 S. Fukuoka, M. Kawamura, K. Komiya, M. Tojo, H. Hachiya, K. Hasegawa, M. Aminaka, H. Okamoto, I. Fukawa and S. Konno, *Green Chem.*, 2003, **5**, 497–507.
- 10 M. Honda, M. Tamura, Y. Nakagawa and K. Tomishige, *Catal. Sci. Technol.*, 2014, **4**, 2830–2845.
- 11 Y. Yoshida, Y. Arai, S. Kado, K. Kunimori and K. Tomishige, *Catal. Today*, 2006, **115**, 95–101.
- 12 M. Honda, M. Tamura, Y. Nakagawa, K. Nakao, K. Suzuki and K. Tomishige, *J. Catal.*, 2014, **318**, 95–107.
- 13 Y. Gu, K. Matsuda, A. Nakayama, M. Tamura, Y. Nakagawa and K. Tomishige, *ACS Sustain. Chem. Eng.*, 2019, **7**, 6304–6315.
- 14 W. Sun, P. Li, M. Yabushita, Y. Nakagawa, Y. Wang, A. Nakayama and K. Tomishige, *ChemSusChem*, 2016, **16**, e202300768.
- 15 M. Honda, S. Kuno, N. Begum, K. I. Fujimoto, K. Suzuki, Y. Nakagawa and K. Tomishige, *Appl. Catal., A*, 2010, **384**, 165–170.
- 16 M. Honda, S. Kuno, S. Sonehara, K. I. Fujimoto, K. Suzuki, Y. Nakagawa and K. Tomishige, *ChemCatChem*, 2011, **3**, 365–370.
- 17 E. Leino, P. Mäki-Arvela, K. Eränen, M. Tenho, D. Y. Murzin, T. Salmi and J. P. Mikkola, *Chem. Eng. J.*, 2011, **176–177**, 124–133.
- 18 A. A. Marciniak, O. C. Alves, L. G. Appel and C. J. A. Mota, *J. Catal.*, 2019, **371**, 88–95.
- 19 W. S. Putro, Y. Munakata, S. Ijima, S. Shigeyasu, S. Hamura, S. Matsumoto, T. Mishima, K. Tomishige, J.-C. Choi and N. Fukaya, *J. CO<sub>2</sub> Util.*, 2022, **55**, 101818.
- 20 W. S. Putro, A. Ikeda, S. Shigeyasu, S. Hamura, S. Matsumoto, V. Y. Lee, J.-C. Choi and N. Fukaya, *ChemSusChem*, 2020, **14**, 842–846.
- 21 Y. Nagasaki, M. Tamura, M. Yabushita, Y. Nakagawa and K. Tomishige, *ChemCatChem*, 2022, **14**, 1–8.
- 22 M. Honda, M. Tamura, Y. Nakagawa, S. Sonehara, K. Suzuki, K. I. Fujimoto and K. Tomishige, *ChemSusChem*, 2013, **6**, 1341–1344.
- 23 T. Chang, M. Tamura, Y. Nakagawa, N. Fukaya, J.-C. Choi, T. Mishima, S. Matsumoto, S. Hamura and K. Tomishige, *Green Chem.*, 2020, **22**, 7321–7327.



- 24 T. Chang, M. Yabushita, Y. Nakagawa, N. Fukaya, J.-C. Choi, T. Mishima, S. Matsumoto, S. Hamura and K. Tomishige, *Catal. Sci. Technol.*, 2023, **13**, 5084–5093.
- 25 J.-C. Choi, K. Kohno, Y. Ohshima, H. Yasuda and T. Sakakura, *Catal. Commun.*, 2008, **9**, 1630–1633.
- 26 T. Sakakura, J.-C. Choi, Y. Saito and T. Sako, *Polyhedron*, 2000, **19**, 573–576.
- 27 R. Kumar and A. K. Chakraborti, *Tetrahedron Lett.*, 2005, **46**, 8319–8323.
- 28 B. Kaimi and A. M. Ashtiani, *Chem. Lett.*, 1999, **28**, 1199–1200.
- 29 R. A. Ugarte and T. W. Hudnall, *Green Chem.*, 2017, **19**, 1990–1998.
- 30 B. T. Gregg, K. C. Golden and J. F. Quinn, *Tetrahedron*, 2008, **64**, 3287–3295.
- 31 N. S. Radulović and M. S. Nešić, *RSC Adv.*, 2016, **6**, 93068–93080.
- 32 J. L. Dong, L. S. H. Yu and J. W. Xie, *ACS Omega*, 2018, **3**, 4974–4985.
- 33 H. Yi, L. Niu, S. Wang, T. Liu, A. K. Singh and A. Lei, *Org. Lett.*, 2017, **19**, 122–125.
- 34 C. Gunanathan, L. J. W. Shimon and D. Milstein, *J. Am. Chem. Soc.*, 2009, **131**, 3146–3147.
- 35 J. M. Bell, D. G. Kubler, P. Sartwell and R. G. Zepp, *J. Org. Chem.*, 1965, **30**, 4284–4292.
- 36 M. J. Huggins and D. G. Kubler, *J. Org. Chem.*, 1972, **40**, 2813–2815.
- 37 H. Ohno, M. Ikhlayel, M. Tamura, K. Nakao, K. Suzuki, K. Morita, Y. Kato, K. Tomishige and Y. Fukushima, *Green Chem.*, 2021, **23**, 457–469.
- 38 A. Clerici, N. Pastori and O. Porta, *Tetrahedron*, 1998, **54**, 15679–15690.
- 39 A. Corma, M. I. Juan-Rajadell, J. M. López-Nieto, A. Martínez and C. Martínez, *Appl. Catal., A*, 1994, **111**, 175–189.
- 40 H. Mallin, J. Muschiol, E. Byström and U. T. Bornscheuer, *ChemCatChem*, 2013, **5**, 3529–3532.
- 41 S. Pithani, S. Karlsson, H. Emtenäs and C. T. Öberg, *Org. Process Res. Dev.*, 2019, **23**, 1926–1931.

