




Biomass composting with gaseous carbon dioxide capture†

Cite this: *RSC Sustainability*, 2024, 2, 621

Received 7th November 2023
Accepted 18th January 2024

DOI: 10.1039/d3su00411b

rsc.li/rscsus

Ethan Woods, Vanessa Rondon Berrio, Yaojing Qiu, Perry Berlin, Nicolas Clauser and William Joe Sagues *

Biomass carbon removal and storage (BiCRS) technologies must scale rapidly to mitigate climate change *via* the removal of carbon dioxide (CO₂) from the atmosphere. BiCRS technologies passively concentrate atmospheric CO₂ and thus greatly reduce energy demands for atmospheric carbon removal, relative to direct air capture (DAC) technologies. Composting with gaseous CO₂ capture is an overlooked BiCRS technology with significant potential for atmospheric carbon removal. For the first time, we demonstrate the capture of high purity gaseous CO₂ from biomass composting. Biomass is composted in simple, closed reactors with automated cycling of air or oxy-fuel to generate gaseous streams with CO₂ concentrations varying between 18 and 95%, which are significantly higher than the CO₂ concentration of air (~0.04%); the minimum thermodynamic energy needed for CO₂ capture from composting is 72–98% lower than that for the capture of CO₂ directly from the air. Genomic data indicate microbial diversity decreases with the use of oxy-fuel relative to air. Globally, the composting of food waste could capture 0.3–1.0 billion tonnes of biogenic CO₂ per year, and the inclusion of other biomass feedstocks could increase the total capture rate to more than 3.5 billion tonnes per year.

Introduction

By 2050, billions of tonnes of CO₂ must be removed from the atmosphere annually to keep global warming below 2 °C and avoid the worst effects of climate change, according to the Intergovernmental Panel on Climate Change (IPCC).¹ Biomass carbon removal and storage (BiCRS) entails a set of carbon

Sustainability spotlight

Atmospheric carbon removal technologies that scale quickly and are of low technical, economic, environmental, and social risk are needed urgently. Biomass carbon removal and storage (BiCRS) technologies use biomass to remove CO₂ from the atmosphere and store that CO₂ underground or in long-lived products. Many BiCRS technologies have potential negative side effects that hinder the overall sustainability, including nutrient robbery, indirect land use change, and soil degradation. Composting with gaseous CO₂ capture has the potential to avoid such negative side effects by providing substantial ecosystem benefits in addition to carbon removal. This work addresses the following UN Sustainable Development Goals: climate action, responsible consumption and production, sustainable cities and communities, clean water and sanitation, and industry, innovation, and infrastructure.

dioxide removal (CDR) technologies that rely on the passive process of photosynthesis to remove carbon from the atmosphere with subsequent stabilization and sequestration of the biomass carbon.² Specifically, BiCRS technologies must (1) use biomass to remove CO₂ from the atmosphere, (2) store that CO₂ underground or in long-lived products, and (3) do no damage to – and ideally promote – food security, rural livelihoods, biodiversity conservation, and other important values.² Relative to direct air capture technologies, BiCRS technologies require significantly less energy in the forms of electricity and heat, which enables the potential for significantly lower costs of CO₂ capture and stabilization.³ The leading BiCRS technologies include gasification, pyrolysis, combustion, anaerobic digestion, fermentation and biomass burial.⁴ Given the urgency of the changing climate, society needs BiCRS solutions that scale quickly with minimal risk. Herein, we demonstrate for the first time composting with CO₂ capture and sequestration as a new BiCRS technology pathway with potential to deliver near-term carbon removal with substantial co-benefits. Composting, like all BiCRS technologies, begins with CO₂ fixation in living biomass *via* photosynthesis followed by temporary carbon storage in various forms of biomass products, as shown in Fig. 1. Composting utilizes naturally occurring microorganisms

Department of Biological & Agricultural Engineering, North Carolina State University, 3110 Faucette Dr., Raleigh, NC 27695, USA. E-mail: wjsagues@ncsu.edu

† Electronic supplementary information (ESI) available: Materials and methods.^{15–20} Additional bioreactor gas composition data in Fig. S1.† Thermodynamic minimum work requirements for CO₂ separation from various gas streams in Table S1.† Predicted pathways heatmap with PICRUST2 (Phylogenetic Investigation of Communities by Reconstruction of Unobserved States) from 16S rRNA. Functional genes involved in denitrification to form nitrous oxide. Relative abundance of bacteria at taxonomic level for compost samples. See DOI: <https://doi.org/10.1039/d3su00411b>



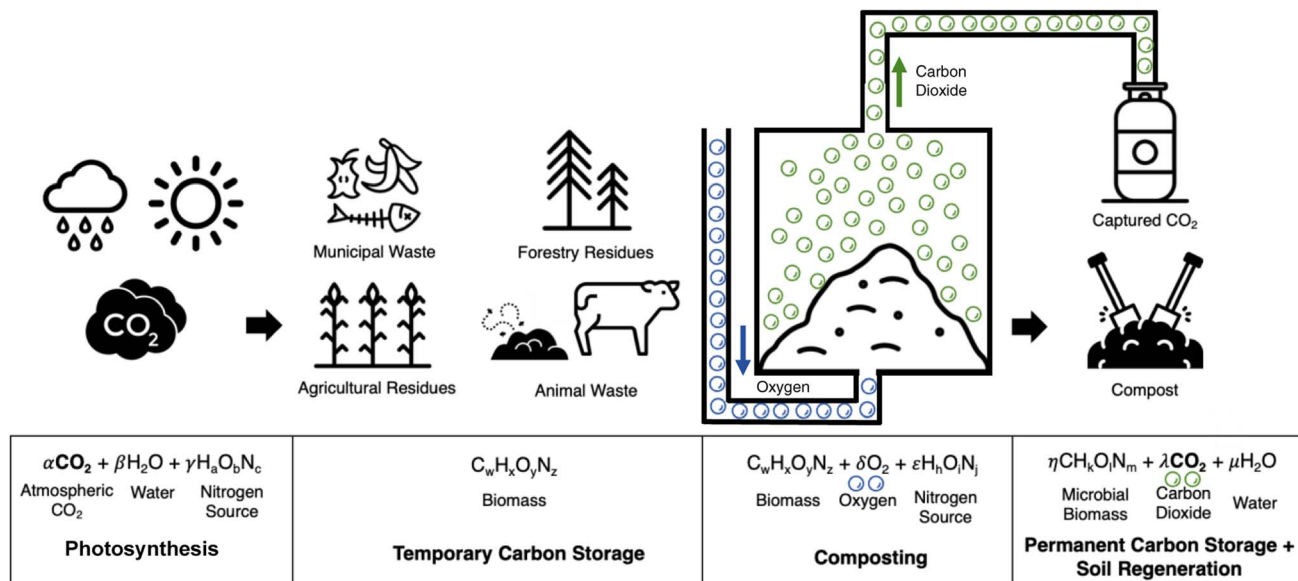


Fig. 1 Process for atmospheric carbon removal *via* composting of biomass waste with gaseous CO₂ capture.

to passively convert part of the carbon stored in biomass to CO₂ *via* aerobic respiration.⁵ Essentially, composting controls and accelerates the natural decay of organic carbon. Significant quantities of CO₂ are released during the composting process, thereby offering an opportunity for atmospheric carbon removal if the CO₂ is captured and sequestered permanently. Globally, the composting of food waste could capture 0.3–1.0 billion tonnes of biogenic CO₂ per year, and the inclusion of other biomass feedstocks could increase the total capture rate to more than 3.5 billion tonnes of biogenic CO₂ per year, thereby representing a significant opportunity for atmospheric carbon removal.^{6,7}

Composting is an autothermal process wherein the operating temperature is naturally maintained at 40–65 °C due to exothermic biochemical reactions, thereby reducing the need for energy input to control temperature and potentially offering the opportunity to recover heat for other uses. The elevated temperature of composting deactivates pathogens and weed seeds in the biomass waste materials, ensuring the solid compost product will not promote plant disease or weed growth when applied to soils. According to EPA regulations, static aerated composters must treat organic materials at 55 °C or higher for 3 days and windrow composters must treat organic materials at 55 °C or higher for 15 days or longer with at least 5 turning events to inactivate pathogens.⁸ Industrial composting operators typically allow their compost to degrade in open piles, and use aeration and/or mixing to control the temperature of their organic material, and temperatures exceeding 55 °C are common.⁹ Unlike most other BiCRS technologies, composting returns organic carbon and nutrients (NPK) to the soil for fertilization and regeneration. In addition, composting is capable of handling inconsistent, diverse, and low quality biomass feedstocks due to the robust and abundant communities of wild-type microorganisms that thrive on decaying

biomass of varying compositions. The conditions in landfills and lagoons promote anaerobic decomposition of biomass which releases significant quantities of heat trapping methane.¹⁰ The use of aerobic microorganisms prevents methane generation during composting. However, traditional composting methods have been shown to produce methane when not operated in an optimal fashion with sufficient oxygen supply, and thus new composting methods that eliminate methane generation are needed.¹¹ Nitrous oxide has also been observed from composting operations with excessive nitrogen loading, warranting careful mixing of feedstocks and frequent gas monitoring to minimize nitrous oxide emissions.¹¹ Engineered anaerobic digestion (AD) is similar in approach to that of composting given its reliance on wild-type communities of microorganisms. However, AD operations are difficult to reliably control, require costly inputs, have relatively slow kinetics, and are limited to fewer biomass feedstocks.⁴ Notably, the AD of lignocellulosic biomass typically requires exogenous energy input to maintain temperatures of 50–60 °C for optimal enzyme performance, whereas aerobic composting achieves these temperatures passively.^{12–14} Like composting, AD has the potential to recycle nutrients to the soil through application of digestate, but there are some potential barriers including the presence of pathogens and excess ammonium.¹⁵ Finally, composting generates significant quantities of relatively pure water *via* biochemical reactions, as shown in Fig. 1. Currently, much of the water generated from composting is passively evaporated from open compost piles to the atmosphere. In closed systems, the opportunity exists to capture the water for other uses, such as irrigation of crops.

Capturing CO₂ from composting operations can be accomplished *via* pre- or post-composting, analogous to pre- and post-combustion CO₂ capture.¹⁶ In pre-composting CO₂ capture, pure O₂ or oxy-fuel (a mix of O₂ and CO₂) is fed to the



composting reaction with subsequent collection of high purity CO₂ (~95 vol%); the term pre-composting is used because gas separation takes place prior to composting *via* separation of O₂ from N₂ in air. In post-composting CO₂ capture gas separation takes place after composting *via* CO₂ separation from N₂. For the first time, we generate high purity biogenic CO₂ from composting and demonstrate the potential of pre- and post-composting CO₂ capture. In addition, we quantify pertinent composting metrics including carbon to nitrogen ratio, moisture content, gas concentrations, and the carbon conversion efficiency. We also explore the variation in microbial diversity and abundance between different gas atmospheres.

Results and discussion

Carbon conversion efficiency

An important metric for the efficiency of composting is the percentage of initial carbon converted to CO₂, which is referred to as carbon conversion efficiency, or CCE (eqn (1)).

$$\text{Carbon conversion efficiency} = \text{CCE} = \frac{\text{mass of carbon in feedstock converted to CO}_2}{\text{initial mass of carbon in feedstock}} \quad (1)$$

The CCE values for traditional composting range from 10 to 75%, with the composition of the feedstock and composting conditions playing major roles.^{17–19} Food and animal waste feedstocks typically have CCE values exceeding 30%, whereas lignocellulosic materials have CCE values less than 30%.^{17–19} CCE values in excess of 30% are achieved in both air and oxy-fuel composting reactions in this study, as shown in Table 1. The composting reaction under air conditions exhibits higher CCE than oxy-fuel, due in part to the increased kinetics at the beginning of the reaction. A lag phase is observed under oxy-fuel conditions, which is likely due to the microbes adapting to and selecting for the high CO₂ environment. At the end of 15 days, all reactors still exhibit CO₂ production, indicating that the composting reactions are not complete, which is deemed acceptable since the primary objective of this work is to demonstrate the ability to generate high purity biogenic CO₂ from composting. The increase in moisture content shown in Table 1 is due to the synthesis of water from the biomass waste; see Fig. 1 for the biochemical reaction stoichiometry.

High purity CO₂ capture

The generation of high purity CO₂ is achieved using oxy-fuel (70 vol% CO₂ and 30 vol% O₂) and air, as shown in Fig. 2. As the O₂ concentration decreases the CO₂ concentration increases due to the biochemical reactions involved in microbial respiration, as shown in Fig. 1. The oxy-fuel reactors achieve CO₂ concentrations exceeding 95 vol%, similar to the concentrations achieved during ethanol fermentation of starch.²⁰ Oxy-fuel is used over pure O₂ due to the safety concerns of using pure O₂ in the presence of biomass for extended periods of time; proof of concept using pure O₂ is demonstrated for several hours of operation and the resultant data can be found in Fig. S1.† The air-fed reactors achieve CO₂ concentrations exceeding 18 vol%, similar to the concentrations achieved from lime calcination.²¹ Notably, gas chromatography showed no methane present in the headspace of both air and oxy-fuel reactors; the gas samples were taken from the reactors when oxygen levels were near-zero. Regarding N₂O emissions, 16S rRNA sequencing data were used to conduct a Phylogenetic Investigation of Communities by Reconstruction of Unobserved States (PICRUSt2) analysis, which

showed a lack of genes necessary for N₂O synthesis; see ESI† for more information. As shown in Fig. 2, the reactors that operate under pressure (3 psig), demonstrate less frequent gas cycling due to the availability of more O₂ to the microbes, relative to the ambient pressure reactors. The reactors are pressurized to ensure the high purity CO₂ gas can be ejected downstream for capture before injecting fresh O₂ and to increase the CO₂ productivity per cycle. As shown in Table S1,† the minimum thermodynamic energies required for capturing CO₂ from the air-fed and oxy-fuel fed composting reactors are 144 and 10 kJ per kg CO₂, respectively, which are 72% and 98% lower than that for direct air capture (500 kJ per kg CO₂). Thus, composting with CO₂ capture has the potential to be considerably more energy efficient than direct air capture. We recognize a transition from traditional open composting system to engineered composting systems with CO₂ capture would require a substantial investment in infrastructure due to the increase in process intensity and complexity. However, with CO₂ purities ranging from 18 to 95%, this investment would likely be less intensive than other carbon capture

Table 1 Initial and final carbon to nitrogen ratios and moisture contents, and carbon conversion efficiencies (CCEs) for biomass waste composted under air and oxy-fuel conditions

Oxidant	C : N ratio		Moisture content		Carbon conversion efficiency (CCE)
	Initial	Final	Initial	Final	
Air	21.3	14.5 ± 0.4	61.9%	67.6% ± 0.2%	39.3% ± 0.3%
Oxy-fuel	21.3	15.2 ± 0.1	61.9%	65.1% ± 0.2%	30.6% ± 1.7%



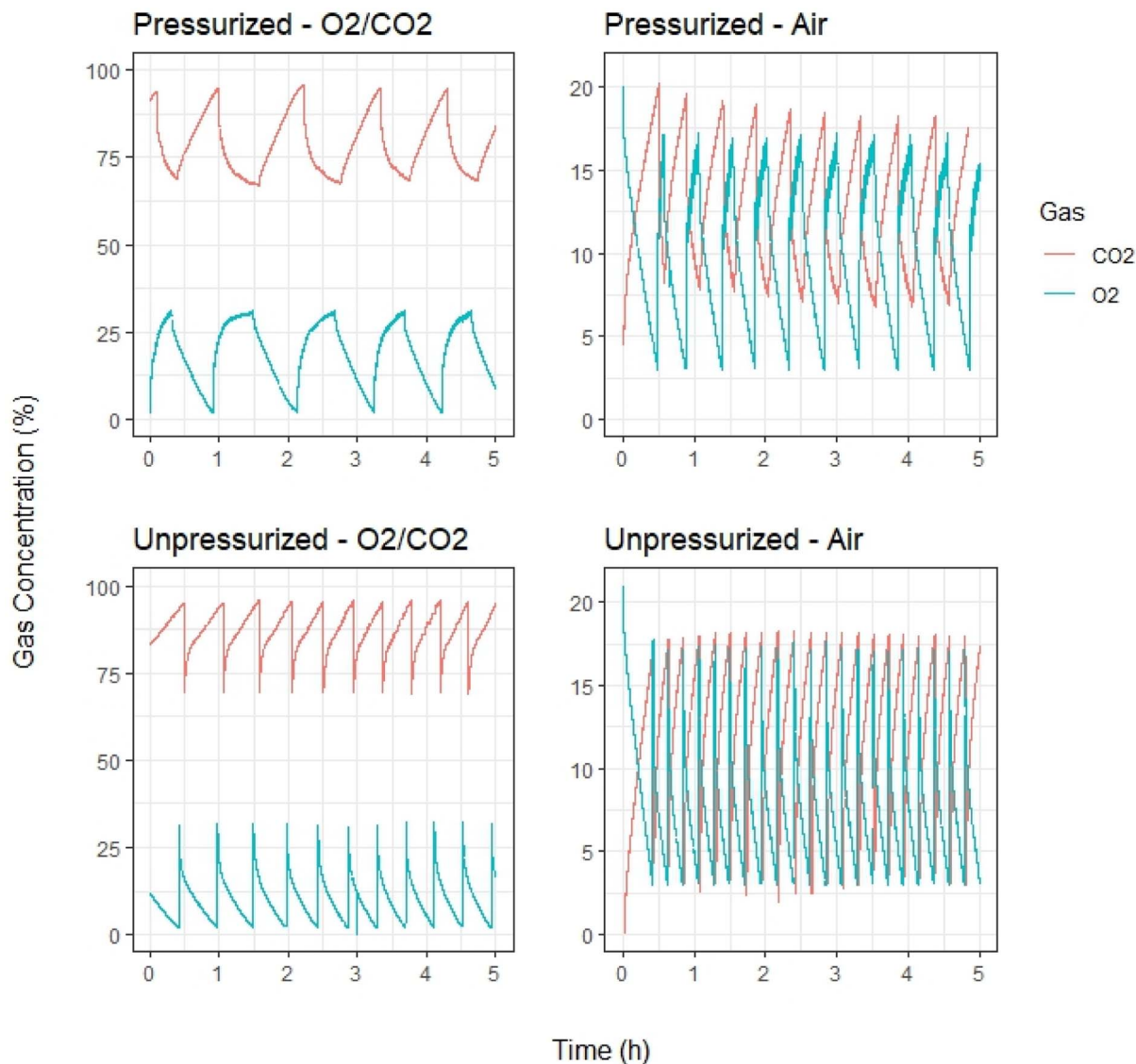


Fig. 2 Experimental bioreactor gas composition data demonstrating the process of achieving high purity biogenic CO₂ using oxy-fuel (O₂/CO₂) and air under ambient and pressurized conditions. Data collected over a 5 hour period once reactors are at steady state.

pathways, such as direct air capture. In the current composting industry, a relatively large facility generates 20 000 wet tonnes of compost per year.²² If CO₂ capture is implemented at such a facility, approximately 10 000 tonnes of CO₂ would be captured per year. Thus, the scale of CO₂ capture per site is relatively small compared with other biomass facilities such as bioenergy with carbon capture and sequestration, which can capture more than 500 000 tonnes of CO₂ per year per site.⁴ However, there is sufficient compost feedstock available to capture relatively large quantities of biogenic CO₂ at new, larger industrial composting facilities (Fig. 3).

Microbial diversity

16S and internal transcribed spacer (ITS) rRNA sequencing are performed to understand the microbial diversity of bacteria and

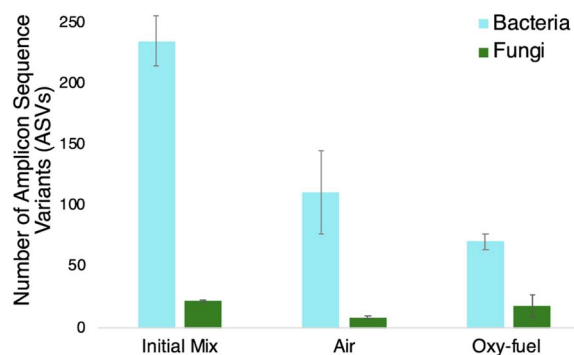


Fig. 3 The microbial diversity of the initial mix before composting and final compost materials after 15 days of reaction under air and oxy-fuel conditions.



fungi, respectively, present in the biomass materials under different composting conditions. Notably, the use of oxy-fuel causes a decrease in microbial diversity, relative to air, which can be explained by the very high CO₂ environment (~95 vol%). The high CO₂ environment can lead to relatively high levels of carbonic acid production, which may contribute to the decrease in microbial diversity. Notably, the number of amplicon sequence variants (ASVs) indicates relative microbial diversity, but does not indicate relative abundance; see ESI† for information pertaining to relative abundance. The air-fed reactors also exhibit a reduced diversity relative to the initial mix, which indicates that moderate CO₂ concentrations (~18 vol%) also select for certain microbes. Although the CO₂ concentration in the air-fed reaction is lower than the oxy-fuel reaction, it is still much higher than the ambient CO₂ concentration.

Conclusions

For the first time, we demonstrate the capture of high purity gaseous CO₂ from biomass composting using simple, closed bioreactors with automated gas cycling. CO₂ concentrations ranging from 18 to 95 vol% are obtained using air and oxy-fuel as oxidants, requiring 72–98% less energy for final CO₂ capture and purification relative to direct air capture. Microbial biodiversity in the composting process is reduced in such systems likely due to the elevated CO₂ concentrations. The potential for atmospheric carbon removal exists *via* composting with CO₂ capture, and further work should include complete bioprocess optimization with multiple feedstocks and life cycle assessment to quantify the net carbon removal potential. In addition, further metagenomic analyses are needed to understand and improve microbial metabolics and kinetics. Finally, the solid compost products resultant from systems with CO₂ capture must be assessed for quality and compared to state-of-the-art compost products.

Author contributions

E. Woods led experimental work and contributed to literature review and writing. V. R. Berrio, Y. Qiu, and P. Berlin contributed to literature review and experimental work. N. Clauser contributed to literature review and writing. W. J. Sagues led literature review and writing.

Conflicts of interest

The authors declare the following competing financial interest(s): William J. Sagues has equity in Flip Biosystems, Inc.

Acknowledgements

This research was financially supported by funding internal to North Carolina State University *via* a Goodnight Early Career Award. The authors acknowledge “The Noun Project” (<https://thenounproject.com/>) for the icons used in the graphical abstract.

References

- 1 M. Allen, H. Coninck, O. Pauline, O. Hoegh-Guldberg, D. Jacob, K. Jiang, A. Revi, J. Rogelj, J. Roy, D. Shindell, W. Solecki, M. Taylor, P. Tschakert and H. Waisman, *IPCC*, 2018.
- 2 D. Sandalow, J. Friedmann and C. McCormick, *ICEF*, 2021.
- 3 J. K. Soeherman, A. J. Jones and P. J. Dauenhauer, *ACS Eng. Au*, 2023, 3(2), 114–127.
- 4 J. P. Dees, W. J. Sagues, E. D. Woods, H. Goldstein, A. J. Simon and D. Sanchez, *Green Chem.*, 2023, 25, 2930–2957.
- 5 R. Rynk, L. Cooperband, C. Oshins, H. Wescott, J. Bonhotal, M. Schwarz, R. Sherman and S. Brown, *Why Compost?*, Elsevier Inc., 2022.
- 6 N. S. Bentsen, C. Felby and B. J. Thorsen, *Prog. Energy Combust. Sci.*, 2014, 40, 59–73.
- 7 Food and Agriculture Organization of the United Nations, *Food Wastage Footprint*, 2013.
- 8 EPA Composting Regulations, https://www3.epa.gov/npdes/pubs/503pe_5.pdf.
- 9 F. Michel, T. O'Neill, R. Rynk, J. Gilbert, S. Wisbaum and T. Halbach, *Passively Aerated Composting Methods, Including Turned Windrows*, Elsevier Inc., 2022.
- 10 C. Oshins, F. Michel, P. Louis, T. L. Richard and R. Rynk, *The Composting Process*, Elsevier Inc., 2022.
- 11 S. L. Nordahl, C. V. Preble, T. W. Kirchstetter and C. D. Scown, *Environ. Sci. Technol.*, 2023, 57, 2235–2247.
- 12 L. Kabaivanova, P. Petrova, V. Hubenov and I. Simeonov, *Life*, 2022, 12, 702.
- 13 F. R. Amin, H. Khalid, H. Zhang, S. Rahman, R. Zhang, G. Liu and C. Chen, *AMB Express*, 2017, 7, 72.
- 14 C. Sawatdeenarunat, K. C. Surendra, D. Takara, H. Oechsner and S. K. Khanal, *Bioresour. Technol.*, 2015, 178, 178–186.
- 15 P. Swiatczak and A. Cydzik-Kwiatkowska, *Water, Air, Soil Pollut.*, 2018, 229, 247.
- 16 M. Bui, C. S. Adjiman, A. Bardow, E. J. Anthony, A. Boston, S. Brown, P. S. Fennell, S. Fuss, A. Galindo, L. A. Hackett, J. P. Hallett, H. J. Herzog, G. Jackson, J. Kemper, S. Krevor, G. C. Maitland, M. Matuszewski, I. S. Metcalfe, C. Petit, G. Puxty, J. Reimer, D. M. Reiner, E. S. Rubin, S. A. Scott, N. Shah, B. Smit, J. P. M. Trusler, P. Webley, J. Wilcox and N. Mac Dowell, *Energy Environ. Sci.*, 2018, 11, 1062–1176.
- 17 G. Breitenbeck and D. Schellinger, *Compost Sci. Util.*, 2004, 12, 365–371.
- 18 X. Hao, C. Chang and F. Larney, *J. Environ. Qual.*, 2004, 33, 37–44.
- 19 J. K. Andersen, A. Boldrin, T. H. Christensen and C. Scheutz, *Waste Manage.*, 2011, 31, 1934–1942.
- 20 D. Sanchez, N. Johnson and S. McCoy, *Proc. Natl. Acad. Sci. U. S. A.*, 2018, 115, 4875–4880.
- 21 W. J. Sagues, H. Jameel, D. L. Sanchez and S. Park, *Energy Environ. Sci.*, 2020, 13, 2243–2261.
- 22 R. Rynk, N. Koerting, J. Ziegenbein, J. Hardin, C. Oshins, N. J. Brown, N. J. Lampen and D. Lilkas-Rain, *Facility Management*, Elsevier Inc., 2021.

