



Cite this: *Environ. Sci.: Adv.*, 2024, 3, 1474

Advancements in visible light-driven micro/nanomotors for photodegradation of environmental pollutants

Vanessa R. Ferreira  and Manuel Azenha *

Visible light-driven motors (Vis-LDMs) have shown significant potential for water decontamination processes through the synergistic interaction between their active movement and photocatalytic properties, enabling more efficient degradation of organic pollutants. This review highlights recent advances in Vis-LDMs photocatalysts for sustainable environmental pollution mitigation. Innovations include fuel-less Vis-LDMs with hybrid structures and crystalline materials, and biofuel alternatives like water and glucose, though logistical challenges persist. The use of natural materials like lignin and cellulose nanocrystals promotes sustainability but faces energy conversion efficiency challenges. Strategies to enhance efficiency, such as doping and heterojunction formation, are discussed. Advances in stability, reuse, and magnetic recovery capabilities are also reviewed. Collective behavior and environmental adaptability are explored to improve catalytic efficiency. Despite the presented advances, definitive solutions to these limitations have not yet been found. A perspective on the directions for future research is also included in this review, namely the need to resolve issues of scalability, cost-effectiveness, and environmental compatibility. Additionally, investing in Vis-LDMs with programmable routes and precise navigation can enhance versatility and accuracy. Selective behavior to target hazardous contaminants is important; the molecular imprinting technique being a potential solution. Future research should also focus on real-world testing and navigation improvements. Overcoming these challenges is essential to fully harness the potential of Vis-LDMs for environmental remediation and global environmental health.

Received 27th June 2024
Accepted 4th September 2024

DOI: 10.1039/d4va00230j

rsc.li/esadvances

Environmental significance

Visible light-driven micro/nanomotors (Vis-LDMs) represent a promising avenue for ecological and efficient self-propulsion. Visible light is abundant, clean, and controllable, offering low cost and ease of use, making Vis-LDMs ideal for tasks like environmental remediation. Recent studies focus on Vis-LDMs for environmental pollutant removal by photocatalysis, highlighting their potential to degrade organic pollutants effectively. The review of research studies in this field, especially those published from 2020 to 2024, addresses the need to summarize and organize the existing knowledge. This will facilitate scientific and technological advancements, providing a comprehensive overview of materials, synthesis methods, recent innovations, and challenges. Such efforts aim to establish a solid foundation for future research, enhancing the application of Vis-LDMs in environmental pollutant photocatalysis and contributing to more sustainable environmental practices.

1. Introduction

Micro/nanomotors are devices capable of autonomously moving in unstirred liquid environments through catalytic reactions or external stimuli,¹ enabling them as useful devices for applications in environmental remediation,^{2,3} encompassing monitoring and cleaning of aquatic and terrestrial environments, and also in biomedicine,^{4,5} such as targeted drug delivery, diagnostics, and therapies. The mobility of these

motors is facilitated by various mechanisms, one of which involves morphological asymmetry. This asymmetry is often created by metal deposition on one side, forming two distinct hemispheres. This design, commonly referred to as a Janus structure, enables movement generation by creating chemical or thermal gradients.⁶ Additionally, other mechanisms contribute to the autonomous motion of micro/nanomotors. These include catalytic reactions, where the motor surface interacts with specific reactants to produce propulsion; light-induced propulsion through photothermal or photocatalytic effects; and manipulation by magnetic or electric fields.^{5,7-11} These diverse propulsion mechanisms enhance the versatility

CIQUP/IMS, Department of Chemistry and Biochemistry, Faculty of Sciences, University of Porto, Rua do Campo Alegre s/n, 4169-007 Porto, Portugal. E-mail: mazenha@fc.up.pt



and applicability of these motors in different environments and tasks.¹

Studies on micro/nanomotors are classified into five categories based on the type of energy used: chemical fuels, magnetic fields, electric fields, ultrasound, and light.¹² Motors powered by chemical fuels, such as H₂O₂, generate bubbles or chemical gradients to move. These motors face challenges of motion control and toxicity due to the catalytic decomposition of H₂O₂ into O₂ and H₂O, leading to uncontrolled autonomous motion.⁷ Electric motors use electric gradients to move, but their application is generally restricted to two-dimensional movements.⁸ Ultrasound provides robust propulsion but requires sophisticated equipment.⁹ Magnetic micromotors use magnetic fields for propulsion and control, allowing precise manipulation in liquids. Made from ferromagnetic materials, they are ideal for applications like targeted drug delivery and contaminant removal due to their remote controllability. However, their effectiveness can be limited by the strength of the magnetic field required and challenges in complex environments.¹¹ Light-driven motors, especially those driven by visible light, have gained emphasis due to advantages such as low cost, ease of control, and the ability to perform complex tasks.⁵ Visible light is an abundant, clean, and controllable energy source, making it promising for various applications such as detection, biomedicine, and environmental

remediation.¹ The particularity of being able to move under visible light offers an ecological and efficient propulsion method, with potential applications in microscopic cargo transport and complex tasks.¹⁰

Focusing on visible light-driven motors (Vis-LDMs) may present different propulsion mechanisms, with the most described in the literature being autophoresis, autoelectrophoresis, autodiffusiophoresis and bubble propulsion.¹² In autophoresis, light increases the temperature in a specific region of the motor, creating a thermal gradient that generates movement. Heat-sensitive materials, such as certain metals and semiconductors, respond to temperature changes by expanding or contracting, resulting in a force that moves the motor.¹³ In autoelectrophoresis, light generates an electric field around charged particles, resulting from photocatalytic reactions on the motor surface.¹⁴ This electric field induces the movement of charged particles, creating a propulsion effect.¹⁵ In bubble propulsion, light hits motors causing photolysis and the release of gas that accumulates as bubbles on the motor surface.¹⁶ The expulsion of bubbles generates the impulse that moves the motor in the opposite direction.¹⁷ In autodiffusiophoresis, light creates chemical gradients around particles, activating chemical reactions that result in concentration differences. These gradients induce directional movements of particles based on diffusion forces.^{18,19}

Vis-LDMs, compared to static photocatalytic systems operated under magnetic stirring, offer the advantage of higher catalytic efficiency due to improved mixing of reactants. These motors can be employed in dynamic applications, such as pollutant removal, with simple light irradiation. Furthermore, with advanced design, it is possible to control the direction and speed of movement. However, these motors are complex to design and manufacture, can be sensitive to environmental conditions, and have limitations regarding the available energy for movement. Scaling up for large-scale use is challenging due to the complexity of fabrication and control.²⁰ On the other hand, static photocatalytic systems are simpler to scale for industrial processes, such as water treatment, due to their straightforward design. They provide greater stability and durability as they do not suffer from mechanical wear and have reduced maintenance costs. However, these systems exhibit reduced efficiency due to the lack of movement, which limits reactant mixing, as evidenced by some studies.^{21,22} They are less effective in dynamic environments and rely on appropriate lighting conditions, making them more suitable for stationary applications.

The literature review methodology, followed to structure this review, considered a search conducted in major databases, such as Web of Science, PubMed and Scopus. The research was conducted in phases to reach the final topic. In the first phase, all publications, including patents, released over the past 10 years (2014–2024) were searched using the keywords “micromotor,” OR “nanomotor,” OR “microswimmer,” OR “nanoswimmer.” This initial search yielded 2100 articles, of which 175 were relevant to environmental remediation, identified by applying additional keywords (“Photodegradation” OR “Pollutant Degradation” OR “Environmental Remediation”). 39

Dr Vanessa Ferreira works as a researcher at the Faculty of Sciences, University of Porto. With a PhD in chemistry, she has forged a career with a specialized focus on molecular imprinting. She has been developing selective adsorbent materials through molecular imprinting techniques, catering to diverse applications such as detection, analytical separation, and drug delivery. Over the preceding 6 years, Dr Vanessa Ferreira focused on the theme of selective photocatalysis. She has contributed to scientific literature with 6 research articles and a review on advancements in sol-gel molecular imprinting. In her most recent pursuits, Dr Vanessa Ferreira has embarked on pioneering research concerning selective light-driven micromotors. These micromotors are based on semiconductor metal oxides, and their development is intricately linked to the principles of sol-gel molecular imprinting.

Dr Manuel A. Azenha is a professor at the University of Porto and a researcher at the Chemistry Research Center (CIQUP). His scientific journey spans almost three decades, marked by significant contributions and developments in various fields. Initially, his work centered around speciation, toxicity, and bioavailability of metals. In the past twenty years, however, Dr Azenha has shifted his research focus, delving into the realm of solid-phase micro-extraction techniques, and later on his attention was captivated by the field of molecular imprinting. His work embraces its various formats, including sol-gel processes, radically polymerized polymers, and bioimprinting techniques. He has ventured into nano-scale imprinting and selective photocatalysis. Furthermore, Dr Azenha's involvement in computational simulations and chemometrics signifies his role in integrating modern computational tools and statistical techniques with chemical analysis.



of the articles were review articles, which revealed a growing interest in these devices for environmental remediation in recent years, with more than 2/3 of the reviews²³ published in the last 5 years. When the search was further restricted to “visible light-driven” AND (micromotor OR nanomotor OR microswimmer OR nanoswimmer) AND (“photodegradation” OR “pollutant degradation” OR “environmental remediation”), only 2 reviews were found. One of these reviews included only a small subsection on the topic, with the last comprehensive review published in 2020,²⁴ highlighting the emergent nature of this research area.

Hence, the review of the research on Vis-LDMs applied to environmental pollutant removal by photocatalysis was motivated by the absence of bibliographic reviews after 2020 on this specific topic. This literary gap justifies the urge to organize and summarize the available information, facilitating scientific and technological advancement in this promising area. To structure the available literature, the following inclusion and combined rules were applied:

- Studies on Vis-LDMs photocatalysts, regardless of format and size.
- Studies demonstrating photocatalytic capacity in the degradation of organic pollutants.
- Literature published in the period 2020–June 2024.

Based on the latest reviews on Vis-LDMs and environmental remediation,^{24–27} the main advantages and limitations of these devices in the context of pollutant photodegradation have been identified. This review focuses on the primary adaptations made to Vis-LDMs over the past four years to address these identified limitations, with a continuous emphasis on enhancing photocatalytic performance for pollutant degradation. The review presents and discusses the main developments in the field of Vis-LDMs, offering a comprehensive overview of materials, synthesis methods, and the challenges to be overcome for the efficient application of Vis-LDMs in environmental pollutant photocatalysis.

2. Vis-LDMs photocatalysts: materials and methods

The essence of Vis-LDMs photocatalysts lies in utilizing energy from visible radiation to generate photoexcited e^+/h^- pairs that activate oxidation–reduction reactions, while employing this energy for self-propulsion.²⁵ The most commonly used photocatalysts for Vis-LDMs applications combine good absorption of visible light, efficient charge separation, and high chemical stability. Considering this, the choice of photocatalytic materials to use as well as the synthesis methods are important for the preparation of photocatalytic Vis-LDMs.

2.1 Photocatalytic materials

Among the materials most studied and utilized up to 2020 were gC_3N_4 , $BiVO_4$, CdS , WO_3 , and MoS_2 , due to their favorable properties and potential for various applications, especially in pollutant degradation.²⁴ More recently, photocatalysts with narrow bandgaps, which demonstrate a capacity for absorption

and response to visible light, such as Ag_3PO_4 (≈ 2.45 eV), $BiOI$ (≈ 1.7 eV), Cu_2O (≈ 2.1 eV), and gC_3N_4 (≈ 2.7 eV), were tested for the obtained Vis-LDMs. Table 1 summarizes the most recently explored photocatalysts, highlighting their beneficial characteristics and limitations, along with possible strategies to overcome these limitations.

2.1.1 Graphitic carbon nitride (gC_3N_4). gC_3N_4 is an active catalyst under visible light, which has attracted considerable interest for various environmental applications in the past decade.²³ Its advantages include being a non-metallic material, being active under visible light, and being easily synthesized. Vis-LDMs based on gC_3N_4 have demonstrated excellent performance as propellers in aqueous media, using very low concentrations of H_2O_2 or even without H_2O_2 under visible light. These micromotors mostly utilize a bubble propulsion mechanism, associated especially with the spherical and tubular forms of gC_3N_4 , for the removal of organic contaminants in water.²⁸ Additionally, gC_3N_4 stands out for its chemical and thermal stability, as well as being eco-friendly, non-toxic, biodegradable, and suitable for water treatment and air purification. However, rapid e^+/h^- pair recombination and insufficient efficiency in charge separation and transfer were the main limitations identified in its application as a Vis-LDMs photocatalyst.²⁹ The most recent strategies explored to overcome these limitations focus on structural modifications, both morphologically and on the surface, associated with doping and heterojunction processes^{30–32} (strategies explored in Section 4.2).

2.1.2 Copper(i) oxide (Cu_2O). Cu_2O was predominantly described for the preparation of photocatalytic Vis-LDMs with asymmetric structures,⁵² forming heterostructures with other conductors/semiconductors.^{13,33} Although Cu_2O has potential as a photocatalyst in Vis-LDMs, the main limitations identified include limited photocatalytic efficiency, low chemical stability, and sensitivity to visible light which, if excessive, reduces the useful lifetime of the photocatalyst as it promotes its self-destruction. In recent years, the introduction of defects and control of crystal facets³⁴ have been among the main surface modifications studied to address these limitations, considering the important physicochemical crystalline properties of Cu_2O ³³ (strategies explored in Section 4.2.2).

2.1.3 Silver phosphate (Ag_3PO_4). Ag_3PO_4 is considered a promising photocatalyst, regarded as one of the semiconductors with the highest photocatalytic activities under visible light, being effective in degrading a wide range of organic pollutants.^{21,35,36} The crystalline structure of Ag_3PO_4 favors efficient separation of e^+/h^- pairs, minimizing recombination and maximizing photocatalytic efficiency. Additionally, Ag_3PO_4 is highly effective in generating highly reactive free radicals, such as hydroxyl radicals, which are crucial for contaminant degradation. However, photocatalysis by Vis-LDMs based on Ag_3PO_4 remains at the laboratory scale due to its uncontrollable photocorrosion and high cost.³⁷ To improve stability and efficiency, recent modifications explored doping with other metals, forming composites, or incorporating Ag_3PO_4 into support matrices,^{29,38} (examples discussed in Section 4.2.2).

2.1.4 Bismuth oxyiodide ($BiOI$). $BiOI$, another visible light-excited semiconductor with studied photocatalytic activity for



Table 1 Key findings concerning the photocatalyst materials and synthesis methods

Conditions	Benefits	Limitations	Ways to overcome the limitations	References
Photocatalytic materials				
Low bandgap photocatalysts				
gC_3N_4	High performance in aqueous media using low concentrations of H_2O_2	Rapid e^+/h^- recombination and inefficient charge separation	Structural modifications, doping, and heterojunction processes	28–32
Cu_2O	Facilitates the formation of heterojunctions and different morphologies	Limited photocatalytic efficiency and low chemical stability	Introduction of defects and control of crystal facets	33 and 34
Ag_3PO_4	Increased effectiveness in generating reactive radicals	Photocorrosion and high cost	Doping, formation of composites, and incorporation into support matrices	35–38
BiOI	Efficient e^+/h^- separation and chemical stability	Low electrical conductivity and slow hole transfer	Morphological alternatives and formation of heterojunctions	39–43
Photocatalytic materials				
High bandgap photocatalysts (TiO_2 and ZnO)				
	Chemical stability, low cost, non-toxic and environmentally friendly	Limited visible light absorption and rapid charge recombination	Enhance visible light absorption: p–n junctions, surface doping, and dye sensitization	44–48
Synthesis methods				
Photocatalyst				
Sol-gel	Produces Vis-LDMs with high surface area and controlled porosity	Complexity of process optimization and extended processing times	Use of the mildest synthesis conditions and explore faster drying and thermal treatment methods	24
Hydrothermal/solvothermal	Produces nanostructured crystalline materials with tailored properties	High processing temperatures and pressures; low reproducibility and homogeneity and potential for particle aggregation	Use reagents that allow for synthesis at lower temperatures and employ stabilizing agents to prevent aggregation	25
Electrochemical	Used for preparing Vis-LDMs with tube forms; simple, cost-effective, and scalable	Difficulties in achieving precise and uniform control over the morphology of the produced structures	Adjust parameters such as current, voltage, and deposition time, and explore modifications in electrode conditions to achieve desired morphologies	49
Synthesis Methods				
Asymmetry required for movement				
Chemical vapor deposition (CVD) and electrodeposition (ED)	CVD for depositing thin films and forming Janus structures. – ED for forming solid coatings with controlled dimensions	Equipment cost and complexity, and difficult control of thickness and uniformity	Controlled atmospheres and temperature conditions	44 and 50
Template-assisted electrochemical deposition	Provides control over morphology for optimized photocatalytic efficiency and propulsion	Difficulty in removing templates and issues with uniformity and morphology control	Use templates that can be easily removed by physical or chemical methods, such as dissolution in appropriate solvents or thermal degradation	39 and 51

pollutant degradation, is less explored. Due to its layered structure, BiOI exhibits efficient e^+/h^- pair separation, resulting in high photocatalytic activity for the degradation of organic pollutants.⁵⁴ Additionally, it shows good chemical stability under aqueous and oxidizing conditions, which is beneficial for

water treatment applications.⁵⁵ However, its photocatalytic activity has been described as limited due to low electrical conductivity, and slow hole transfer kinetics.^{26,56} Recently, attempts have been made to address some of these limiting issues primarily through morphology control^{39–43} (examples



discussed in Sections 4.2.2 and 4.3), forming heterojunctions, doping, or adjusting the composition of BiOI.

2.1.5 High bandgap (UV range) photocatalysts. In addition to low bandgap photocatalysts, higher bandgap photocatalysts such as TiO_2 and ZnO have also been explored for the synthesis of Vis-LDMs, leveraging their excellent photocatalytic properties. Various strategies have been investigated to enhance the light absorption capacity of semiconductor-based micromotors with high bandgaps suitable for the visible light spectrum. These strategies include integrating photocatalysts capable of absorbing visible light through p-n junctions,^{44,45} employing surface doping techniques,^{46,47} and utilizing dye sensitization methods.⁴⁸

Doping is an effective technique to adjust the bandgap energy of high-band-gap photocatalysts, making them more responsive to visible light. This technique introduces new energy levels within the material bandgap, modifying the band structure to allow electrons to be excited by lower energy photons.⁵⁷ Additionally, dopants can create defects in the material's crystalline structure, such as oxygen vacancies, which act as capture centers for electrons or holes, decreasing the excitation energy. Doping can also alter the width and position of the valence and conduction bands through crystal lattice distortion or changes in the material's bonding chemistry.⁵⁸ Finally, the presence of dopants can induce local polarizations within the crystalline lattice, altering the charge distribution and local potentials, modifying the bandgap structure.⁵⁹ The interest in doping highly active photocatalysts, such as TiO_2 and ZnO , to obtain Vis-LDMs has remained high. Noble metals are the most common dopants due to several advantages, namely the high catalytic activity achieved and easy incorporation into the photocatalyst structure during the doping process.⁵⁸ Moreover, they improve charge separation by acting as charge capture centers, facilitating efficient separation of electrons and holes generated during the photocatalytic process. Light absorption is also enhanced, especially in the case of noble metals as Au and Ag, which exhibit plasmonic properties, contributing to greater light absorption by the photocatalyst.⁶⁰

Lastly, noble metals offer chemical stability, which is crucial to ensure the long-term durability and efficiency of doped photocatalysts.⁴⁶

The formation of heterojunctions, combining two distinct semiconductors, is an effective technique for spatial separation of photogenerated e^+/h^- pairs.^{44,61-63} When semiconductors have different Fermi energy levels, an embedded electric field develops at the interface due to the spontaneous diffusion of electrons from the higher Fermi level semiconductor to the lower one. Upon light exposure, electrons and holes can move between the semiconductors through this electric field, reducing recombination. The formation of the electric field and carrier transfer depend on factors such as semiconductor conductivity, work function, and band potentials.⁶⁴ Gibbs and collaborators⁴⁵ combined TiO_2 (n-type) and CuO_2 (p-type) semiconductors to create hybrid Vis-LDMs using electron beam evaporation on SiO_2 microspheres. In this study, a p-type semiconductor (CuO_2) was combined with an n-type semiconductor (TiO_2) to modify the electrical conductivity of the hybrid photocatalyst. The use of TiO_2 introduced a small amount of impurities into the CuO_2 crystalline structure, modifying its electronic properties and reducing the bandgap. A potential barrier formed at the CuO_2 - TiO_2 junction, creating an internal electric field that prevents electron-hole recombination, thereby increasing photocatalytic efficiency (Fig. 1). This strategy can be applied to other semiconductors, such as ZnO , and offers a more economical approach since it does not require noble metals commonly used in efficient Vis-LDMs production.

Organic dye sensitization also allows for the reduction of a high bandgap photocatalyst bandgap, enabling visible light absorption. This is achieved by impregnating dyes onto the photocatalyst surface, enabling it to absorb visible light photons that it previously could not.⁶⁵ These sensitizing dyes must present several conditions to optimize photocatalytic activity under visible light. First, they must strongly absorb within the visible light range (400–700 nm) in order to have a high molar extinction coefficient that guarantees significant light absorption. Chemical and photochemical stability is

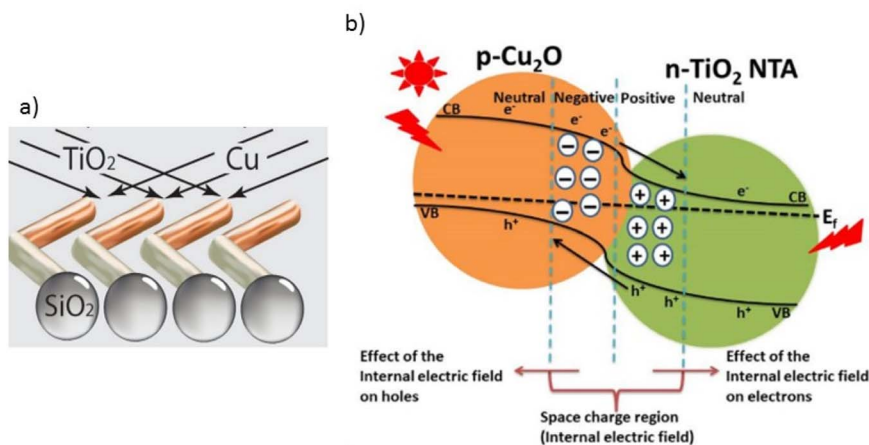


Fig. 1 Representative scheme (a) of the Vis-LDMs and (b) charge transfer in a heterostructure with a p-n junction. Reproduced with permission from ref. 45 (Copyright © 2020 WILEY-VCH).



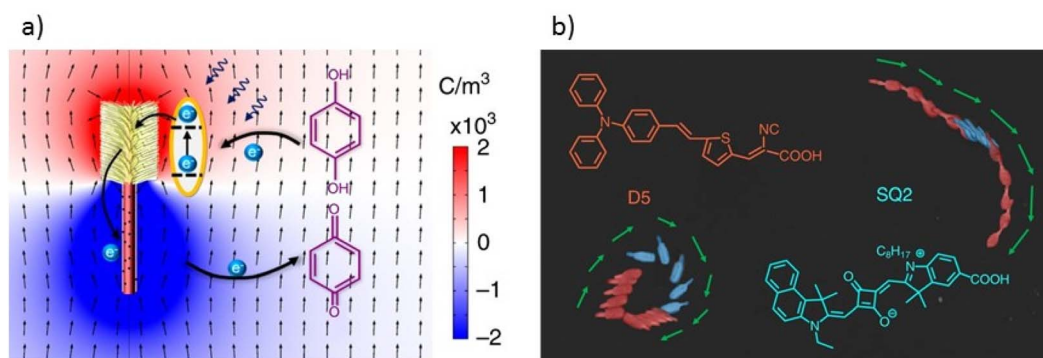


Fig. 2 Representation of (a) dye-sensitized nanotrees, activated by a photoelectrochemical reaction with numerically simulated charge distribution (displayed in a color map); (b) movement generated by nanotrees sensitized with the dyes D5 and SQ2 under alternating illumination of blue light (475 nm) and red light (660 nm) (Including the molecular structures of the dyes D5 and SQ2). Adapted from ref. 48 (Licensed under an open-access Creative Commons CC BY 4.0 license).

crucial to resist photodegradation during photocatalysis. They must bind strongly to the photocatalyst surface and be chemically compatible to avoid adverse reactions. The other essential parameter is to possess the ability to efficiently transfer excited electrons to the photocatalyst conduction band, and their effectiveness in charge separation to minimize e^+/h^- recombination.⁶⁶ Zheng *et al.*⁴⁸ demonstrated the use of Vis-LDMs nanotrees based on Si/TiO₂. Dyes with different sensitivities to visible light (green, red, and blue) were incorporated into the nanotree surfaces to control the nanomotor movement according to the irradiation light source (Fig. 2a). Groups of Si/TiO₂ nanomotors with N719, D5, and SQ2 were created, each absorbing visible light in a specific range. Under blue or red visible light, the groups with SQ2 and D5 were activated, exhibiting movements controlled by the corresponding light source. The nanomotors with SQ2 (red) and D5 (blue) exhibited spontaneous and different trajectories under blue and red light, respectively (Fig. 2b).

The intensive research conducted since 2020 into the modification of some of the previously mentioned materials to address their limitations will be focused on in Section 4.1.

2.2 Synthesis methods

The synthesis of Vis-LDMs typically involves different methods to enhance their light absorption capabilities and photocatalytic efficiency, and the sol gel method,^{67–69} hydrothermal/solvothermal method^{16,31,48,70} and electrochemical method^{51,71} are the most cited as summarized in Table 1. The sol-gel process is widely used for synthesizing Vis-LDMs based on semiconductor materials and makes it possible to obtain motors with high surface areas and controlled porosity. In this method, metal alkoxides or metal salts are hydrolyzed and condensed to form a gel, which is then dried and calcined to obtain the desired oxide material.²⁴ The hydrothermal/solvothermal method involves the crystallization of substances from high-temperature aqueous or solvent solutions under high pressure, for obtaining Vis-LDMs. By controlling the reaction parameters such as temperature, time, and solvent, nanostructured materials with tailored properties can be

synthesized. This method is associated with the synthesis of amorphous or spherical Vis-LDMs morphology as commonly described in the literature.²⁵ The electrochemical method, particularly anodic oxidation, is associated with the preparation of Vis-LDMs with a tube form, by electrochemically oxidizing a metal substrate in an electrolyte solution.⁴⁹ The setup includes a metal working electrode, an inert counter electrode, and an electrolyte containing fluoride ions. Parameters like voltage, time, and temperature control the nanotube dimensions. Post-treatment steps such as rinsing and annealing improve their properties. This method is simple, cost-effective, and scalable, making it ideal for applications in photocatalysis, energy storage, sensors, and biomedical fields.⁵⁹

Regarding the preparation of Janus structures, widely studied for achieving more efficient and directional self-propulsion, chemical vapor deposition (CVD) and electrodeposition (ED) methods are the most commonly described in the literature. The PVD technique is used to uniformly deposit thin films on substrates by vaporizing the target material and depositing it in a controlled manner. PVD can be generally divided into two sub-techniques: conventional PVD and glancing angle deposition (GLAD). Conventional PVD, widely associated with the sputtering technique, is the most common approach for synthesizing Vis-LDMs, allowing the deposition of different inorganic and organic components.^{44,50} Pt and Au are the most widely used elements for fabricating photonic Vis-LDMs.¹ More recently, major updates in this technique have focused on using more economical metals or metal oxides that introduce new characteristics to Vis-LDMs. The GLAD technique, associated with the E-beam technique, is a PVD variant where vapor is deposited at an adjustable angle, creating an elongated tail on one hemisphere of the Vis-LDMs.⁷² The ED method uses simultaneous oxidation and reduction to form solid coatings on substrates. It is more cost-effective than PVD and suitable for synthesizing Vis-LDMs with controllable dimensions. Common techniques include membrane-assisted electrodeposition and bipolar electrochemical deposition, using alumina oxide and polycarbonate membranes. Recent improvements include deposition in controlled atmospheres



and under precise temperature conditions to minimize defects and improve film quality. Additionally, techniques for micro-scale deposition have been developed, enabling the fabrication of Vis-LDMs with specific characteristics in very small regions.^{39,51} Template-assisted electrochemical deposition provides precise control over morphology, enabling the formation of complex structures essential for optimizing photocatalytic efficiency and propulsion in Vis-LDMs. It is scalable, straightforward, and allows for versatile material composition, incorporating dopants and modifiers tailored to specific applications. Operating efficiently with low energy consumption, this method ensures economic and environmentally friendly manufacturing, enhancing motor stability and performance.

3. Vis-LDMs photocatalysis applied to the degradation of environmental pollutants

Vis-LDMs have been designed to enhance and accelerate the water decontamination process through the synergistic interaction between their active movement and their photocatalytic properties, allowing more efficient degradation of organic pollutants. The operation process of Vis-LDMs involves two main stages: capture/adsorption and degradation. In the first stage, capture involves the physical adsorption or chemical binding of pollutants to the surface of the photocatalytic Vis-LDMs.²⁵ The efficiency of this adsorption is dependent on the surface characteristics of the Vis-LDMs. Another significant point is that due to the micromixing and increased mass transfer in solution caused by the fast movement of Vis-LDMs, the degradation process is significantly enhanced.⁷³ However, for the entire process to occur efficiently, it is crucial to establish stable and robust contact between the Vis-LDMs and the contaminants.

Ideally, these motors should also be programmed for selective adsorption of the contaminants of interest. However, such selective adsorption has not yet been described in the literature for Vis-LDMs. Following the capture stage, degradation occurs, which is the core of water pollution treatment. This process involves chemical reactions that generate chemically active substances, primarily reactive oxygen species (ROS), to decompose pollutants into harmless substances such as H₂O and CO₂. This approach prevents secondary pollution, ensuring that no intermediate substances or new pollutants are formed.²⁵ Photocatalytic Vis-LDMs have been extensively studied for the photodegradation of different organic pollutants. Research has focused on a range of substances, such as pesticides,^{39,74} phenolic compounds^{36,64,70,75} and phthalates. Additionally, there has been significant interest in the degradation of dyes,^{30,31,39,40,56,61,76–83} psychoactive drugs^{73,84} and therapeutic agents.^{19,32,85–87} More recently, studies have explored the photodegradation of explosives like picric acid, using tubular Vis-LDMs based on TiO₂/Fe₃O₄/CdS⁸⁸ as well as the degradation of microplastic components.^{29,41,89}

3.1 Benefits and challenges of using Photocatalytic Vis-LDMs as an emerging technology for the degradation of environmental pollutants

The use of photocatalytic Vis-LDMs is revolutionizing environmental remediation by harnessing visible light energy for precise and efficient cleaning operations. These miniaturized devices integrate advanced engineering and materials science, enabling them to operate in complex and specific environments while minimizing harm to ecosystems (Fig. 3). One of the most remarkable features of photocatalytic Vis-LDMs is their ability to move in complex environments with precision. Due to their small size and high mobility, these robots can access and clean specific contaminated areas, minimizing collateral damage to surrounding ecosystems. This precision allows for a more

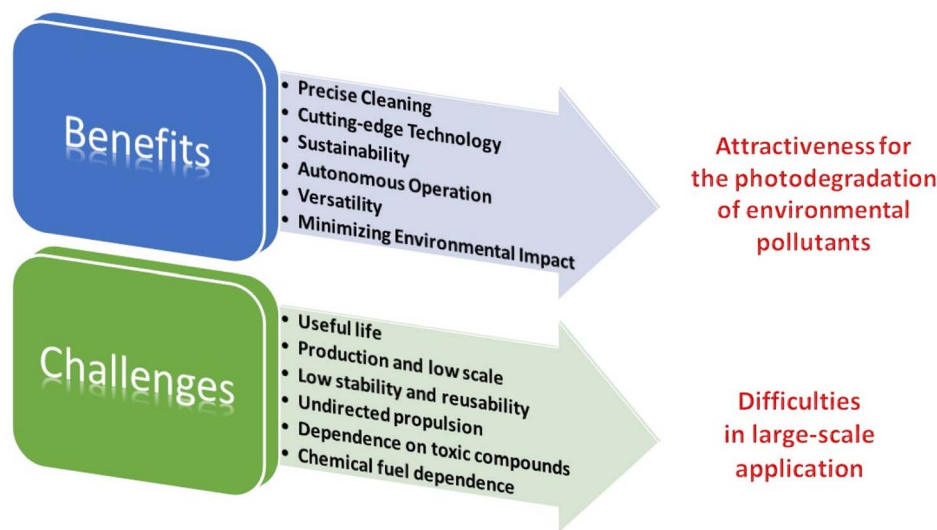


Fig. 3 Schematic of the benefits and limitations highlighted until 2020, in the use of photocatalytic Vis-LDMs in the degradation of environmental pollutants.



targeted, efficient, and safe approach, especially in hard-to-reach locations.²⁴

Photocatalytic Vis-LDMs reduce the need for harmful chemicals, offering an eco-friendly alternative for the degradation of environmental pollutants. While Vis-LDMs most of the time need H₂O₂, which is not inherently eco-friendly, they are comparatively more environmentally friendly than traditional methods for degrading environmental pollutants which often involve substances that, while effective, can cause additional disruptions to ecosystems. Vis-LDMs mitigate these adverse effects, providing a greener and less invasive alternative. Their versatility allows Vis-LDMs to adapt to different tasks, such as cleaning oil spills and removing pollutants from water and air.³ Equipped with autonomous capabilities, these robots can operate continuously in remote or hazardous environments without the need for constant human supervision, which is crucial in situations where human presence would be risky or impractical.²⁵ Furthermore, their focus on energy efficiency and sustainability results in a reduced environmental footprint, making them ideal for long-term cleaning efforts. In summary, photocatalytic Vis-LDMs have significant potential to effectively mitigate pollution, contributing to a cleaner and more sustainable future.

Despite the previously highlighted benefits, the practical application of photocatalytic Vis-LDMs in the degradation of environmental pollutants faces significant challenges (Fig. 3). First, the materials used in the construction of Vis-LDMs are prone to consumption through oxidation, resulting in a short useful life time.²⁴ Research of new materials to prolong the durability of these devices is necessary. Enhancing the cost-effectiveness of Vis-LDMs by increasing their useful lifetime and improving their stability and reusability is a crucial step. Furthermore, most photocatalytic Vis-LDMs described up to 2020 rely on fuels such as H₂O₂, which is effective in pollutant degradation but generates reactive species like hydroxyl radicals.²⁵ Fuel-free or biofuel-powered Vis-LDMs should be explored as more sustainable alternatives.²⁷ The cost of catalysts is also a challenge, as Pt and Au, commonly used, are expensive and toxic. The toxicity of materials is another concern since some can cause secondary pollution. Alternative materials that are economic, eco-friendly, and biocompatible need to be investigated.²⁴ The removal of Vis-LDMs after decontamination is an important challenge that needs to be addressed. Additionally, synthesis techniques need to be adapted for efficient and cost-effective industrial-scale production.² Innovations in materials and synthesis methods are required to optimize Vis-LDMs and overcome these challenges. The environment in which Vis-LDMs operate also influences their performance.

A possible significant disadvantage of Vis-LDMs is their limited navigation range, typically only a few millimeters. This limitation can impact their performance and applicability in pollutant treatment in several ways. First, the reduced range implies that these motors can only operate effectively in very small areas, which limits their use in larger environments, such as large-scale wastewater treatment systems. Furthermore, the ability of the motors to distribute themselves uniformly across large areas is compromised, resulting in zones where the

treatment is ineffective and pollutants are not adequately degraded. The distances travelled by LDMs in general may be increased by a few orders of magnitude if guiding steering systems are applied such as directed light sources or magnetic fields.^{90,91} However, practical implementation of such guiding systems may be difficult in the environment.

The gravitational sedimentation of Vis-LDMs is another possible limitation that may significantly influence the performance of these devices in the environment. It is known that the shape, composition, density, propulsion mode, and viscosity, among other factors, determine whether the LDMs settle or not.⁹² If the conditions allow for settling and stratification, their ability to move freely and reach all areas of the fluid is compromised. This results in decreased pollutant treatment efficiency. The accumulation of motors at the bottom can also obstruct flow channels, impacting system operation. For photocatalytic Vis-LDMs, stratification can decrease light activation efficacy, as thicker layers at the bottom may prevent uniform light exposure, leading to irregular activation and reduced catalytic performance.

The composition of wastewater, including inorganic ions and sulfur, can affect the movement and efficiency of Vis-LDMs, reducing their lifespan and effectiveness.³

Considering the main limitations identified in the use of photocatalytic Vis-LDMs for the degradation of environmental pollutants, the following sections will present and discuss the innovations/modifications described in recent years to surpass them.

4. Most recent advances in photocatalytic Vis-LDMs applied to the degradation of environmental pollutants

Recent advances found in the area of photocatalytic Vis-LDMs were divided into three important points that respond to some of the main limitations mentioned previously.

4.1 More ecological, sustainable and biocompatible variants of Vis-LDMs

As previously mentioned, most Vis-LDMs depended on materials and processes that can be harmful to the environment, making them unsustainable in the long term. Additionally, many of these motors are not biocompatible, limiting their application in certain applications. In light of these challenges, there is the urge to develop eco-friendlier, sustainable, and biocompatible variants of Vis-LDMs. The creation of motors that use biodegradable and non-toxic materials, sourced from the environment, along with manufacturing processes that minimize environmental impact, is crucial for advancing the large-scale use of these devices. Moreover, the development of new devices that use biofuels or even operate without the need for additional fuels, thereby enhancing movement and consequently increasing photonic activity, is essential. Therefore, the pursuit of greener and more environmentally friendly Vis-LDMs



is not only a matter of technological progress but also an ethical and environmental responsibility.

4.1.1 Absence of fuel or the use of biofuels. The elimination of the need for fuel for the self-propulsion of Vis-LDMs is a major concern, but it also presents significant challenges, as it is associated with a decrease in propulsion speed and a consequent reduction in the photodegradative efficiency of these motors.^{44,82,84,93,94} The development of Vis-LDMs that do not require conventional fuels for self-propulsion represents a recent advancement. These motors utilize exclusively visible light energy as a clean and abundant energy source to generate movement. However, the practical implementation of these Vis-LDMs faces several technical challenges. One of the main difficulties is the efficiency of converting light energy into movement, which requires materials and mechanisms that can maximize this conversion efficiently and sustainably.

Rojas *et al.*²¹ described the creation of Vis-LDMs based on Ag_3PO_4 that self-propel efficiently without the need for external fuels. This was achieved by exploiting the different crystalline facets exposed on the surface of the micromotors. Using a scalable precipitation method, the researchers synthesized self-propelled Ag_3PO_4 particles in amorphous (am- Ag_3PO_4), cubic (c- Ag_3PO_4), and tetrahedral shapes (t- Ag_3PO_4) (Fig. 4a). t- Ag_3PO_4 demonstrated the highest movement capability due to more active facets. In addition to movement capability, Ag_3PO_4 micromotors also exhibited fluorescence (Fig. 4a), allowing

their tracking by fluorescence methods. They showed anti-biofilm activities against both Gram-positive and Gram-negative bacteria. The enhanced diffusion of the particles promoted effective biofilm removal, surpassing static methods (Fig. 4b). This study investigated crystalline Ag_3PO_4 photocatalytic micromotors, as well as their static Vis-LDM analogs (in the absence of light), for eradicating bacterial biofilms of *Pseudomonas aeruginosa* (Gram-negative) and methicillin-resistant *Staphylococcus aureus* (MRSA, Gram-positive) using visible light, without the need for H_2O_2 during 7 days of incubation at 37 °C. Under static conditions, all micromotors reduced biofilm viability significantly: 66% for am- Ag_3PO_4 , 74% for c- Ag_3PO_4 , and 45% for t- Ag_3PO_4 . When the micromotors were in motion, viability dropped further to 17% for am- Ag_3PO_4 , 57% for c- Ag_3PO_4 , and 15% for t- Ag_3PO_4 . These micromotors also notably decreased biofilm thickness for *P. aeruginosa* from 77 μm in control samples to 45%, 38%, and 18% of the original thickness for am- Ag_3PO_4 , c- Ag_3PO_4 , and t- Ag_3PO_4 , respectively. For MRSA, the micromotors were even more effective, with viability reduced to 1% for am- Ag_3PO_4 , 32% for c- Ag_3PO_4 , and 18% for t- Ag_3PO_4 under static conditions, and further to 0.5%, 4%, and 4% under moving conditions. Biofilm thickness also decreased significantly from 19 μm in the control to 9 μm for am- Ag_3PO_4 , 8 μm for c- Ag_3PO_4 , and 13 μm for t- Ag_3PO_4 . The different efficiencies between MRSA and *P. aeruginosa* are attributed to variations in biofilm matrix composition and the autoaggregation capabilities of the pathogens, with *P. aeruginosa* showing greater biofilm complexity. This work suggests a Vis-LDM for biofilm eradication, without the need for H_2O_2 , more efficient against MRSA biofilms than *Pseudomonas aeruginosa* biofilms.

A recent study described an easy and scalable method to produce hybrid inorganic–organic tubular Vis-LDMs, consisting of a mesoporous silica structure coated with an organic semiconducting triazine–thiophene polymer (Tz–Th).⁸⁴ These Vis-LDMs were applied in the capture and degradation of psychoactive drugs in wastewater effluents, particularly methamphetamine derivatives. The synthesis process involved a mesoporous silica template combined with an active polymer containing thiophene and triazine units. The well-defined tubular structure of these motors allowed for efficient directional movement under visible light without the need for fuel, also exhibiting lifting and rotational movements due to the polymeric coating accumulation. Under visible light irradiation, these Vis-LDMs could degrade methamphetamines into smaller organic fragments within 20 minutes, achieving complete removal of intermediates after 2 hours. Two aspects stand out in this work: firstly, the targeted photocatalytic degradation of hard to degrade and highly hazardous pollutants in water effluents, by the exclusive effect of light without the need for other fuels, that offers an innovative and practical solution to environmental problems related to drug contamination; secondly, the low-cost and scalable synthesis process using easily available precursors, and the well-defined morphology that provides stability and efficient propulsion in aqueous media.

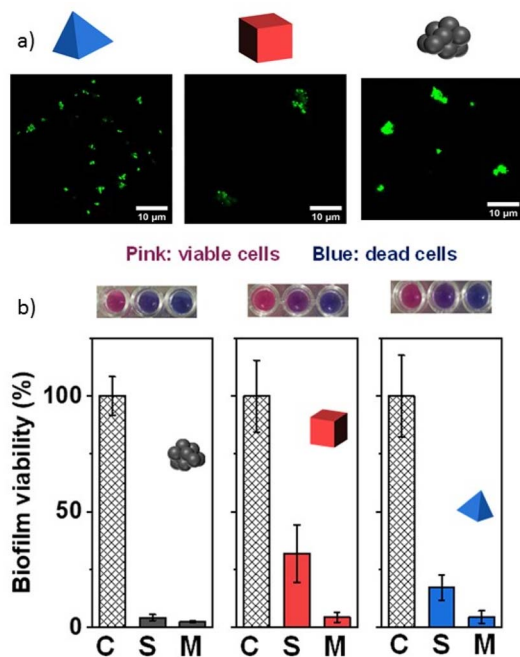


Fig. 4 (a) Fluorescence microscopy images of Vis-LDMs based on Ag_3PO_4 in tetrahedral, cubic, and amorphous forms in pure water under light excitation ($\lambda = 488 \text{ nm}$); (b) effect of Vis-LDMs on methicillin-resistant *S. aureus* biofilms under visible light irradiation and in the dark for 60 minutes. C (control): without light irradiation and Vis-LDMs, S (static): in the presence of Vis-LDMs and M (moving): in the presence of Vis-LDMs and light. Adapted from ref. 21 (Licensed under an open-access Creative Commons CC BY 4.0 license).



The complexity of the mechanisms required for self-propulsion without traditional fuels increases the difficulty in constructing these motors. Vis-LDMs need sophisticated systems that can capture and utilize light effectively, transforming it into continuous movement without the need for external interventions or refueling. This may justify the limited investment in recent years in this emerging challenge in the field of photocatalytic Vis-LDMs. The use of biofuels for the self-propulsion of Vis-LDMs has been explored, as a viable alternative to overcome the limitations of not using fuels.^{13,75,88} Biofuels are generally less polluting and can be used in many existing motors with some modification, facilitating the transition to more sustainable energy sources. Additionally, they ensure the energy conversion efficiency of Vis-LDMs due to their specific chemical and physical properties, maintaining self-propulsion and consequently photocatalytic efficiency, which is often compromised in the absence of fuel.

Yang *et al.*¹³ developed a highly efficient Vis-LDMs based on Cu₂O@GO, capable of utilizing different biocompatible fuels. Due to doping with graphene oxide (GO), these micromotors exhibit enhanced photocatalytic performance and can be activated by both visible light and near-infrared (NIR) light. GO contributes to better charge separation, increased surface area, enhanced light absorption, and the introduction of local photothermal effects. These improvements enable the Vis-LDMs based on Cu₂O@GO to be efficiently propelled by biocompatible fuels and sustainable energy. Compared to conventional Cu₂O micromotors, which operate only under visible light, Cu₂O@GO micromotors demonstrated speeds three times faster under full visible light with glucose fuel. Furthermore, due to the enhanced photocatalytic and local thermal effects provided by GO, these micromotors demonstrated propulsion under NIR using biocompatible fuels such as glucose, leucine, and urea, achieving speeds of up to 11.5 μm s⁻¹ with glucose. This new approach of GO doping significantly improves the propulsion of traditional LDMs, extending their activation to include NIR light, and enabling efficient propulsion using biofuels.

In another study, Kutorglo *et al.*⁷⁵ demonstrated the possibility of using photoactive and enzymatic systems for developing Vis-LDMs with proven photocatalytic activity in the removal of organic pollutants. Using a scalable synthesis process, light-absorbing polypyrrole nanoparticles were impregnated in a bienzymatic system composed of glucose oxidase (GOx) and catalase (Cat). This design enabled the creation of Vis-LDMs that efficiently degrade organic pollutants using only visible light and a biofuel, glucose. The impregnation into the enzymatic system allowed the simultaneous use of light and glucose as energy sources. GOx uses glucose to produce H₂O₂, which is then decomposed by Cat, generating active radicals and oxygen bubbles that propel the nanoparticles. Visible light heats the nanoparticles, activating enzymatic activity. The irregular distribution of GOx and Cat on the nanoparticle surface results in non-homogeneous peroxide creation and degradation, providing random propulsion to the Vis-LDMs. These new nanomotors were tested in the degradation of chlorophenol, demonstrating a removal capacity

exceeding 95% of chlorophenol in 1 hour, without the need for external agitation, in the presence of glucose (5% v/v).

The use of biofuels for the self-propulsion of Vis-LDMs faces several significant challenges. One of the main difficulties is the need to continuously supply a source of biofuel, which can be logistically complex and economically impracticable on a large scale. Additionally, there is a possibility of deterioration of biofuels over time, which can compromise the efficiency and durability of Vis-LDMs. Moreover, the integration of biofuels with micromotors requires fuel storage and delivery systems, increasing the complexity and cost of the design and manufacture of these devices. Despite being a good option, the absence of the need for fuels will always be the best option.

4.1.2 Use of natural resources for Vis-LDMs production.

The use of biological resources for the production of Vis-LDMs presents several advantages, including the sustainability, reusability, biocompatibility, and the ability to integrate enzymes and biomolecules to create innovative and efficient propulsion mechanisms.^{81,87,93,95-97}

Recently, the utilization of biological resources to produce Vis-LDMs gained increased importance. A notable example is the use of lignin, an abundant and sustainable biological resource, ideal for producing carbon-based functional materials due to its high carbon content (~60%) and different phenolic units. A recent study employed lignin for photocatalytic and self-propulsion applications.⁸¹ Initially, precursor carbon particles rich in hydroxyl groups, called HCLSSs, were prepared through the hydrothermal carbonization of lignin microcapsules (Fig. 5a). Upon heating these urea-coated HCLSSs, carbon spheres with a gC₃N₄ layer were formed, providing the essential -OH groups for the formation of photocatalysts (Fig. 5b). After coating one side of the spheres with Pt/Pd, they became self-propelling in the presence of fuels such as H₂O₂ and under visible light irradiation. These new photocatalytic Vis-LDMs demonstrated enhanced activity, degrading 49% of the pollutant RhB in 60 minutes at an intensity of 100 mW cm⁻². The removal rate was three times higher compared to that of Vis-LDMs based on gC₃N₄.

Dhar *et al.*⁸² described the creation of Vis-LDMs inspired by biological motors, utilizing modified cellulose nanocrystals (CNCs) for self-propulsion. These nanomotors were capable of degrading pollutants and performing magnetic hyperthermia to clear arterial plaques. Derived from renewable biomass, the CNCs were decorated with catalytically active and magneto-responsive nanoparticles (Fe₂O₃/Pd) by sustainable means. These Vis-LDMs exhibited enhanced propulsion with lower concentrations of H₂O₂, remotely controlled by chemomagnetic field gradients. The motion associated with these Vis-LDMs was propelled by heterogeneous bubble dynamics, degrading pollutants and generating heat through hyperthermia, increasing degradation rates in real-time. In a microfluidic channel, their dynamics were controlled by magnetic fields and pH gradients, representing chemotaxis in cell-like environments. For the evaluation of the photocatalytic performance of Vis-LDMs based on CNCs in pollutant degradation, methylene blue (MB) was used as the model pollutant. The nanomotors modified with Fe₂O₃ and Pd nanoparticles showed



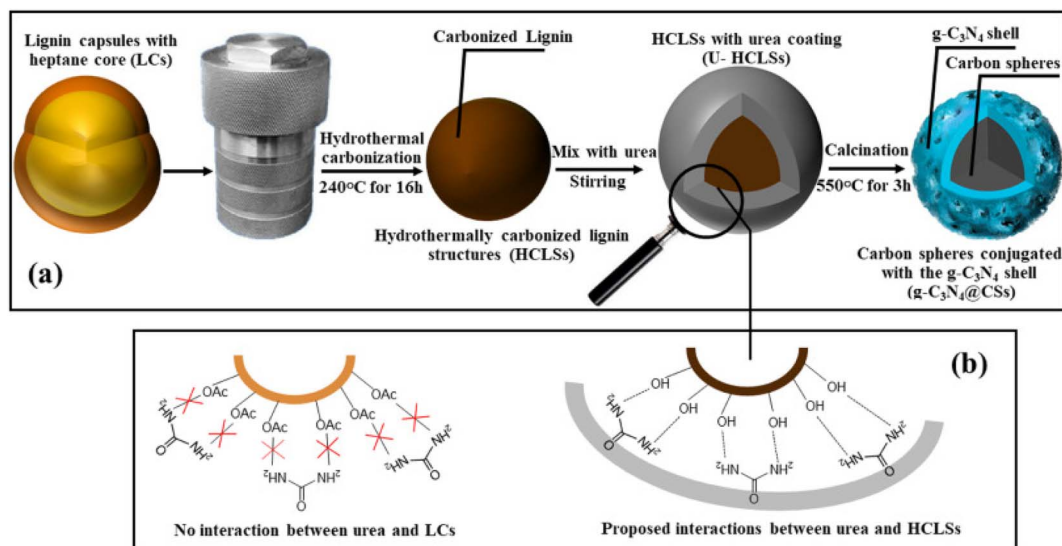


Fig. 5 (a) Synthesis scheme of g-C₃N₄@CSs from kraft lignin and urea. (b) Proposed molecular interactions between urea and the surfaces of CSs (made of acetylated lignin) and urea/HCLs, with and without the presence of -OH groups on the surfaces of HCLs. Adapted from ref. 81 (Licensed under an open-access Creative Commons CC BY 4.0 license).

a significantly improved degradation rate compared to unmodified CNCs. The FeCNC nanomotors exhibited a degradation rate (kFeCNC) of 0.470 mg L⁻¹ min⁻¹, while the Pd-FeCNC nanomotors achieved a kPd-FeCNC of 1.04 mg L⁻¹ min⁻¹, attributed to the generation of peroxide radicals by Fe²⁺ ions and the catalytic activity of Pd nanoparticles. These Vis-LDMs did not require toxic fuels and were able to degrade the dye within 10 minutes at low concentrations. The adsorption of MB was enhanced by the hydrophilic nature and negative surface charge of the CNCs. However, the catalytic activity decreased over time due to the poisoning of the nanomotors, caused by the release of iron or palladium ions, which altered the motion dynamics of the Vis-LDMs.

In another study, tubular Vis-LDMs nanorockets based on halloysite with self-propulsion controlled by chemicals and visible light were developed.⁸⁷ Halloysite is a natural clay mineral with a unique tubular structure, known as halloysite nanotubes (HNTs). This mineral has been explored in environmental remediation and catalysis, but only with this work has its application for Vis-LDMs preparation been

demonstrated.⁹⁴ Compared to traditional manufacturing of tubular micro/nanomotors, this approach has the advantage of using natural clay as a substrate, which is abundant and does not require complex equipment. In this study, HNT nanorockets were further modified with silver (Ag) and α-Fe₂O₃ nanoparticles to achieve greater photodegradation performance compared to control samples using only a self-propulsion mechanism. This improvement in propulsion speed results from efficient charge separation within the α-Fe₂O₃ photocatalytic layer. Electrons from the valence band of Fe₂O₃ migrated to the conduction band and became trapped in the metallic layers of the Ag particles, resulting in a net negative charge on the Ag particles. These electrons on the surface of Ag facilitated the decomposition of H₂O₂, generating more bubbles and consequently better propulsion (Fig. 6).

To assess the photocatalytic performance of Vis-LDMs nanorockets for water remediation, tetracycline hydrochloride was used as a model contaminant. The three-component Ag-Fe₂O₃/HNT nanorockets achieved 91% removal efficiency within 30 minutes under visible light, outperforming α-Fe₂O₃/

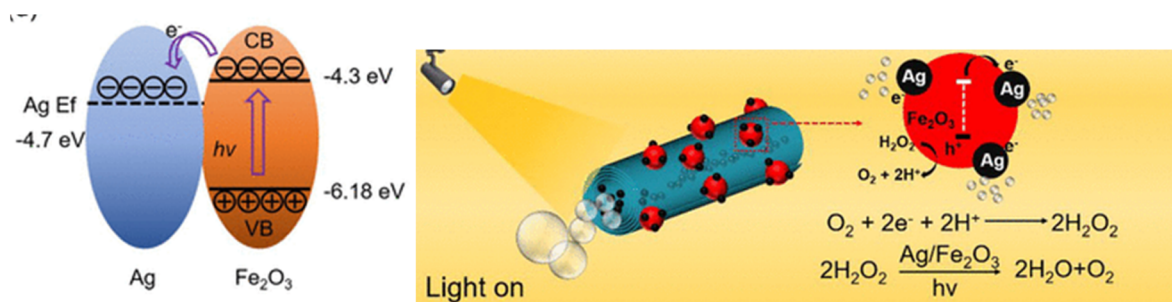


Fig. 6 Band structure of the Ag-Fe₂O₃ heterostructure and schematic illustration of a visible light-enhanced propulsion mechanism. Reprinted with permission from ref. 87 (Copyright © 2022 American Chemical Society).



HNTs (61%) and Ag/HNTs (57%). The removal efficiency was significantly reduced without H_2O_2 , highlighting its importance. Kinetic analysis showed the highest rate constant (0.045 min^{-1}) for Ag- Fe_2O_3 /HNTs. The nanorockets exhibited high stability over multiple uses. Radical scavenging tests indicated that $\cdot\text{OH}$ was the dominant species in the degradation process, as other radicals had minimal impact. The photocatalytic performance of various catalysts was evaluated using electron paramagnetic resonance (EPR) to measure hydroxyl radicals ($\cdot\text{OH}$) and confirm degradation mechanisms. The spin-trapping agent DMPO was used, revealing that Ag- Fe_2O_3 /HNTs generated more $\cdot\text{OH}$ than Ag/HNTs or $\alpha\text{-Fe}_2\text{O}_3$ /HNTs, which aligned with its superior degradation performance.

A similar study was conducted by Xing *et al.*⁹⁶ where Vis-LDMs based on NiMn-CLDH nanosheets functionalized with ascorbic acid (AA-NiMn-CLDHs@HNTs-Ag) were discussed. These nanomotors were assembled from NiMn-CLDH nanosheets with intrinsic oxidase/peroxidase activity and HNTs, forming a unique 3D hierarchical architecture with more accessible reactive sites. Silver nanoparticles were introduced into the HNT lumen, acting as catalysts for H_2O_2 decomposition to produce O_2 bubbles for nanomotor propulsion. Benefiting from autonomous motion, 3D hierarchical morphology, and robust peroxidase-like activity, AA-NiMn-CLDHs@HNTs achieved enhanced photocatalytic activity for phenol degradation (89% in 30 minutes, by the Fenton reaction).

Recently, new Vis-LDMs based on galactooligosaccharides were designed for visible-light-controlled water disinfection, addressing the serious hazard posed by waterborne pathogens to potable water sources.⁹⁷ These Vis-LDMs are recognized as promising agents for *in vivo* antibacterial therapy, yet face significant challenges in water disinfection. The study described the use of galactooligosaccharide-derived N-nitrosamines as visible light-sensitive fuel for spontaneous antibacterial nitric oxide production by nanomotors. This solar-to-chemical energy conversion powered nanomotor self-

diffusiophoresis, enhancing diffusion in water and biofilm penetration, leading to significant pathogen and biofilm inhibition and elimination in aquatic environments. Post-treatment, prebiotic-based disinfectant residues can be selectively utilized by beneficial bacteria, effectively reducing environmental and human health risks. To assess the water disinfection capabilities of prebiotic nanomotors, an aqueous suspension of preformed biofilms ($1 \text{ cm} \times 1 \text{ cm}$) was treated with $600 \mu\text{g}$ of these nanomotors under sunlight. Unlike the control biofilms, which showed no significant change, the biofilms treated with Vis-LDMs were almost completely dissociated after 5 hours of irradiation. This treatment resulted in a dramatic reduction in colony-forming units (CFU) from 3.33×10^7 ; CFU mL^{-1} in the control to approximately 500 CFU mL^{-1} , achieving a bactericidal rate of 99.99%. These antibacterial Vis-LDMs were efficient, eco-friendly, and low-energy, showing promising potential for water disinfection.

Moreover, Xue *et al.*⁹⁵ presented a novel biocatalytic Vis-LDMs based on a covalent organic framework (COF), intelligently controlled by visible light due to the presence of a photosensor and catalase. This Vis-LDM comprised a mesoporous COF (RT-COF-1) as a matrix for loaded spiropyran (PAH), a molecular photosensor that changes its spatial conformation upon exposure to specific wavelengths of light, enabling light-controlled substitution of the nanomotor mechanism. Additionally, encapsulated catalase (CAT) within the COF established an H_2O_2 concentration gradient between the nanomotor surface and the surrounding solution, resulting in self-propelled motion. These Vis-LDMs demonstrated efficiency in RhB removal through self-diffusiophoresis and enhanced Brownian motion. The Vis-LDMs speed was precisely adjusted by alternating between different wavelengths of light due to the photoisomerization of the incorporated photo-switch. Under blue light, the nanomotor exhibited high efficiency in RhB removal, achieving 79.8% removal in just 30 minutes, significantly reducing adsorption time and energy consumption

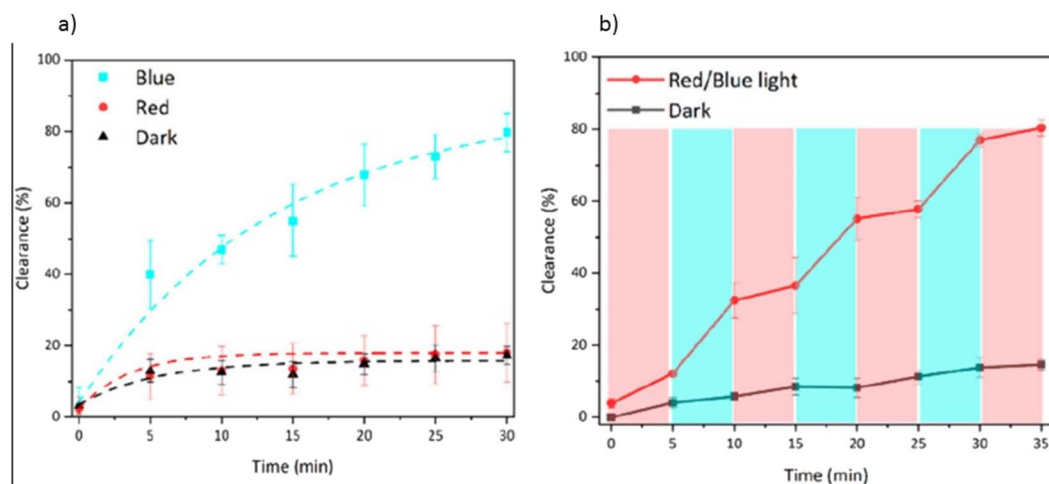


Fig. 7 Results of (a) removal of RhB over time by the Vis-LDMs under blue, red and dark irradiation in a solution containing 50 mM H_2O_2 ; (b) removal of RhB by the Vis-LDMs under red/blue light switching (5 minutes each, red line) and when kept in the dark (black line). Reprinted with permission from ref. 95 (Copyright © 2023 American Chemical Society).



without manual stirring (Fig. 7a). When using red light, the Vis-LDM motion and contaminant removal were deactivated. Furthermore, the nanomotor allowed for on-demand RhB removal by simply switching between blue and red light, contributing to an innovative approach for light-controlled water remediation (Fig. 7b).

Despite these advancements, the integration of biological components with inorganic or synthetic materials requires precise control of manufacturing conditions to ensure compatibility and performance. Furthermore, the variability of biological resources, the stability and durability of bio-components, and the need for efficient synthesis and purification techniques for large-scale production pose significant challenges. Nevertheless, this is a rapidly expanding field crucial for the development and prosperity of Vis-LDMs photocatalysts applied to environmental pollutant removal.

4.2 Enhancing self-propulsion and subsequent photonic activity

4.2.1 Combination of visible light with other external parameters.

The strategic combination of visible light with other external parameters can lead to significant advancements in the efficiency and functionality of Vis-LDMs. By carefully adjusting the light intensity and wavelength, as well as the chemical and physical environment, it is possible to optimize self-propulsion and photonic activity, making way for increased interest in these devices optimized for the photodegradation of environmental pollutants. The combination with magnetic fields is the most studied strategy in recent years, allowing the guidance and/or control of the Vis-LDMs direction.^{31,44,74,79,86,88,99,98}

In one study, hybrid-powered Vis-LDMs were prepared, based on photocatalytic (BiVO_4) and magnetic (Fe_3O_4) materials, designed to self-propel under sunlight and operate precisely under a magnetic field within macrochannels.⁸⁹ These motors demonstrated an efficient capacity to degrade different

synthetic microplastics. The BiVO_4 -based photocatalytic motors were shown to efficiently self-propel in aqueous media under visible light, attaching to microplastics with different polymer structures, including polylactic acid (PLA), polycaprolactone (PCL), polyethylene terephthalate (PET), and polypropylene (PP), subsequently degrading them into small organic molecules and oligomers (Fig. 8). The combination of visible light irradiation and a magnetic field enabled controlled movement within multichannels, accelerating the photodegradation process. For the first time, Vis-LDMs demonstrated the capability to capture and transport a large amount of microplastics in a complex labyrinth in response to sunlight, in addition to efficiently degrading them into smaller oligomers and polymers. The study investigated the photocatalytic degradation of plastics using various methods. Microplastics were treated with photocatalysts under visible light, showing gradual weight loss over 7 days. PLA experienced the most degradation ($\sim 70\%$), while PCL, PET, and PP were less affected ($\sim 10\%$). Plastics treated with photocatalysts showed increased hydrophilicity and surface roughness. X-ray photoelectron spectroscopy and scanning electron microscopy confirmed oxidation and morphological changes. The photocatalyst effectiveness declined after 7 days, but they could be recovered due to their magnetic properties. This method was energy-efficient, driven solely by wireless energy, without the need for pre-treatment or bulky mechanical agitators used in conventional systems, offering an alternative approach for the real-time removal and degradation of different microplastics.

Zheng *et al.*³¹ described heterogeneous Vis-LDMs fabricated by a one-step hydrothermal method that simultaneously deposits gC_3N_4 photocatalysts and Fe_3O_4 magnetic nanoparticles onto kapok fibers (KF), creating $\text{gC}_3\text{N}_4\text{-Fe}_3\text{O}_4\text{@KF}$ micromotors. These devices, remotely controllable by visible light, exhibited linear movement and self-rotation in the presence of H_2O_2 , with speed modulated by the concentration of H_2O_2 and light intensity. The addition of Fe_3O_4 nanoparticles

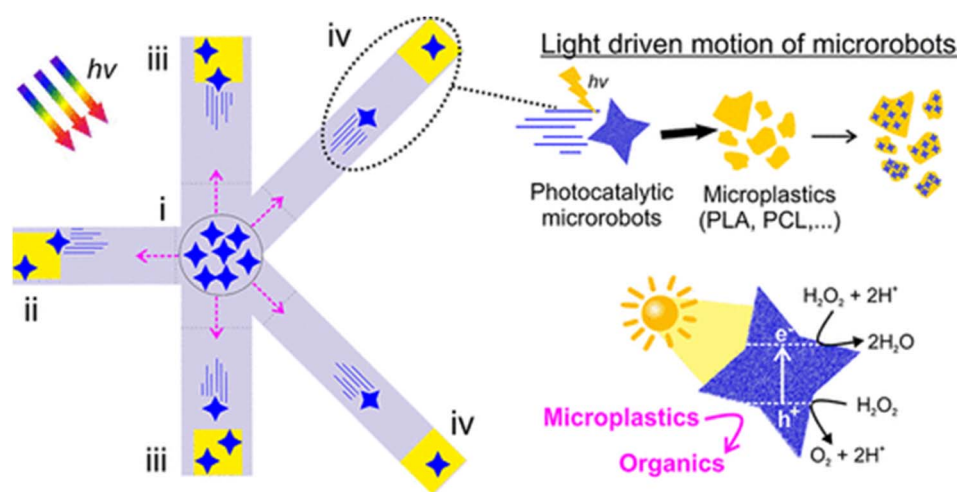


Fig. 8 Representative scheme of the autonomous movement, capture, transport and degradation of microplastics by the Vis-LDMs based on $\text{BiVO}_4/\text{Fe}_3\text{O}_4$ under a solar simulator in a labyrinth with five channels, with lengths of 0.4 cm (ii), 0.6 cm (iii) and 0.8 cm (iv), in the presence of H_2O_2 0.1% v/v. Reprinted with permission from ref. 89 (Copyright © 2021 American Chemical Society).



enhanced the photocatalytic Fenton reaction, increasing the production of reactive species for the degradation of environmental pollutants. The study demonstrated that the combination of photocatalytic Fenton oxidation with enhanced mass transfer due to self-propulsion and self-rotation resulted in significantly more efficient degradation of RhB dye (99.8% in 60 minutes) compared to stationary systems. The magnetic properties of the Vis-LDMs facilitated their collection and recycling.

Building on previous work, dual-mode Vis-LDMs based on foam-like carbon nitride (fC_3N_4) with Fe_3O_4 nanoparticles (Fe_3O_4/fC_3N_4) demonstrated self-propulsion through chemical and magnetic stimuli, which increased photocatalytic activity and subsequent degradation of organic pollutants.⁸⁶ These Vis-LDMs exhibited a three-dimensional porous structure, attributed to the presence of fC_3N_4 , and efficient photocatalytic performance under visible light with low H_2O_2 levels ($\leq 2\%$) due to the presence of Fe_3O_4 nanoparticles (~ 50 nm). The Vis-LDMs, when exposed to visible light, initially showed modest tetracycline removal efficiency, improving from 10% to 40% as light intensity increased (300 and 600 $mW\ cm^{-2}$), in 80 min. However, with the addition of H_2O_2 , efficiency significantly increased, reaching up to 96.4% with 2% H_2O_2 . The enhanced photoactivity was due to electron trapping by Fe_3O_4 nanoparticles, resulting in greater visible light absorption and efficient e^-/h^+ pair separation. Under an external magnetic field, the collective behavior of the Vis-LDMs significantly increased the local concentration of catalysts, improving pollutant removal efficiency. The magnetic properties of Fe_3O_4 facilitated recycling and enabled targeted catalysis.

Shivalkar *et al.*⁷⁴ presented adaptable Vis-LDMs effective under adverse environmental conditions, taking advantage of the improved movement associated with external magnetic fields and medium temperature. These micromotors, composed of carbon dots, iron oxide nanoparticles, and a thermosensitive polymer (Pluronic-F127), were capable of moving for long distances in hostile environments, making them viable for water treatment. These Vis-LDMs demonstrated programmable and controllable propulsion in response to stimuli such as pH, temperature, and viscosity, exhibiting low cytotoxicity and being fabricated from economical precursors. The cylindrical thermosensitive magnetic Vis-LDM exhibited controlled movement using magnetic fields and temperature, demonstrating functional efficacy and adaptability for complex operations. The thermosensitive polymer allowed the micromotors to be monitored, reused after magnetic separation, or self-destructed depending on the medium temperature. They were effective in degrading toxic pesticides like profenofos, achieving over 70% degradation in about 8 hours under standard conditions (pH = 4.5 and a viscosity of 1%). Even in a more viscous medium (pH = 8.5 and a viscosity of 5%), the degradation rate was 60% in 8 hours, showing efficiency in pollutant removal.

4.2.2 Enhancing visible light absorption capacity. Enhancing the visible light absorption capacity of Vis-LDMs is crucial to improve their self-propulsion and photonic activity. This results in higher energy efficiency, improved propulsion, greater versatility, and sustainability, making these devices more effective and applicable in different technological and

environmental areas. Numerous studies have focused on enhancing light absorption capacity to improve the performance of photocatalytic Vis-LDMs. The primary strategies adopted include modifications to activate Vis-LDMs, specifically doping,^{29,83,85,99} heterojunction formation^{30,39,80} and crystallinity adjustments.^{21,53,76,100}

4.2.2.1 Doping. Self-propelled spherical bubble-driven Vis-LDMs (Pt-ZnIn₂S₄) with high mobility and photocatalytic performance, designed for photocatalytic water purification, were described by Yuan *et al.*⁹⁹ Using a simple and efficient UV reduction method, Pt doping in ZnIn₂S₄ microspheres formed by nanosheets was demonstrated. The Pt nanoparticles enhanced the separation and migration of photogenerated carriers at the semiconductor interfaces, improving visible light absorption due to their electron-accepting capability as cocatalysts and the localized surface plasmon resonance effect. The asymmetric structure of Pt-ZnIn₂S₄ micromotors facilitated the decomposition of H_2O_2 , generating oxygen bubbles that propelled the Vis-LDMs at a maximum speed of $970 \pm 150\ \mu m\ s^{-1}$. Compared to traditional photocatalysts, the bubble-collapse-driven movement of the new Pt-ZnIn₂S₄ micromotors improved solution agitation and mass transfer, allowing more efficient and rapid degradation of methyl orange (MO) dye and tetracycline hydrochloride (TCH) without the need for mechanical stirring.

In another study, a chemical precipitation method was used to synthesize an Fe-doped ZnO-CdS-based Vis-LDMs with enhanced visible light absorption.⁸³ The new Fe-doped Vis-LDMs exhibited strong room-temperature ferromagnetism and approximately 7% improved photocatalytic efficiency compared to undoped ZnO-CdS nanocomposites. The photocatalytic performance of the Fe-doped ZnO-CdS Vis-LDMs was evaluated for the degradation of MB dye under visible light. The study compared Fe-doped ZnO-CdS with pure ZnO and ZnO-CdS nanocomposites. The energy band theory suggests that heterostructured nanocomposites, like ZnO-CdS, have altered bandgaps due to the interactions between different materials, which can enhance photocatalytic activity. Among the tested catalysts, Fe-doped ZnO-CdS demonstrated superior performance. Pure ZnO achieved 31% degradation of MB dye, while ZnO-CdS improved this to 71% in 80 minutes. The Fe-doped ZnO-CdS nanocomposite outperformed both, achieving 78% degradation, under the same conditions. This enhancement was attributed to the increased visible light absorption capacity imparted by the Fe doping, which significantly boosted the inherent light absorption capabilities of the micromotors.

Liu *et al.*⁸⁵ described the synthesis of Vis-LDMs based on Au-doped ZnO, using vertically aligned ZnO arrays, for enhanced photocatalytic degradation of tetracycline. Due to efficient movement capacity and charge separation improved by the vertical alignment of the ZnO array combined with Au doping, these light-driven nanomotors removed approximately all tetracycline ($40\ mg\ L^{-1}$) in 30 minutes and maintained stable photocatalytic activity for four cycles without apparent deactivation. The enhanced photocatalytic performance of Au-doped ZnO nanomotors with vertically aligned ZnO arrays is attributed to several factors. The vertical alignment facilitates



efficient charge carrier movement and reduces electron-hole recombination. Au doping enhances charge separation by capturing electrons and promotes photocatalytic efficiency through surface plasmon resonance (SPR), increasing light absorption. This structure provides a large surface area and more active sites for the reaction, maintaining stability and preventing Au leaching over multiple cycles. The system generates reactive oxygen species (ROS) under visible light, effectively degrading tetracycline into non-toxic byproducts. This results in a highly efficient, stable photocatalytic system for environmental applications. This strategy developed to enhance antibiotic degradation shows great potential for environmental management.

4.2.2.2 Heterojunction formation. Spherical Vis-LDMs based on carbon microspheres (CMSs) coated with gC_3N_4 demonstrated enhanced capability for photodegradation of organic pollutants.³⁰ The morphology and composition of the $gC_3N_4@CMS$ micromotor were identified as the main factors responsible for the higher photonic capacity acquired, as a result of the increased absorption capacity of visible light. Asymmetric photocatalytic redox reactions at gC_3N_4 on the symmetrical surface of the carbon micromotor under visible light improved bubble propulsion. This occurred because gC_3N_4 forms a highly catalytic microporous structure, facilitating bubble evolution in addition to increasing the surface area available for light absorption. Thus, self-propulsion reached speeds exceeding $168 \mu m s^{-1}$ under visible light with a power of

$250 mW cm^{-2}$ in the presence of 30% H_2O_2 (Fig. 9). The high photocatalytic activity of porous gC_3N_4 , combined with the rapid movement of Vis-LDMs, resulted in accelerated degradation of RhB in 60 minutes under visible light (96%), a performance twice that of micromotors without propulsion. In addition to their high performance, these $gC_3N_4@CMS$ micromotors present the advantages of low cost and a simple structure, facilitating large-scale manufacturing.

Zhou *et al.*³⁹ developed Vis-LDMs based on rGO/ZnO/BiOI/Co-Pi/Pt in such a way that ZnO nanoparticles increased the electronic mobility of the motor for electron transfer, the transparent conductive films of reduced graphene oxide, rGO, acted as electron acceptors, while cobalt phosphate (Co-Pi) accepted holes, thus enhancing BiOI with catalytic sites to improve light absorption, charge separation, and consequently more efficient surface reactions. Pt nanoparticles were crucial in catalyzing the degradation of H_2O_2 , generating bubbles to drive the tubular Vis-LDMs. RhB degradation tests revealed that Vis-LDMs based on BiOI degraded 94% of dye molecules in 30 minutes under visible light, compared to only 5.2% in the dark. The combination of real-time chemistry, collective behavior of micromotors, and visible light-excited BiOI photocatalyst action provided an efficient and active platform for water purification.

The combination of heterojunction strategies involving two photocatalysts along with doping has also been explored and has proven to be a highly promising option. For example, Dharmana *et al.*⁷⁶ described Vis-LDMs based on ZnO/SnS core-

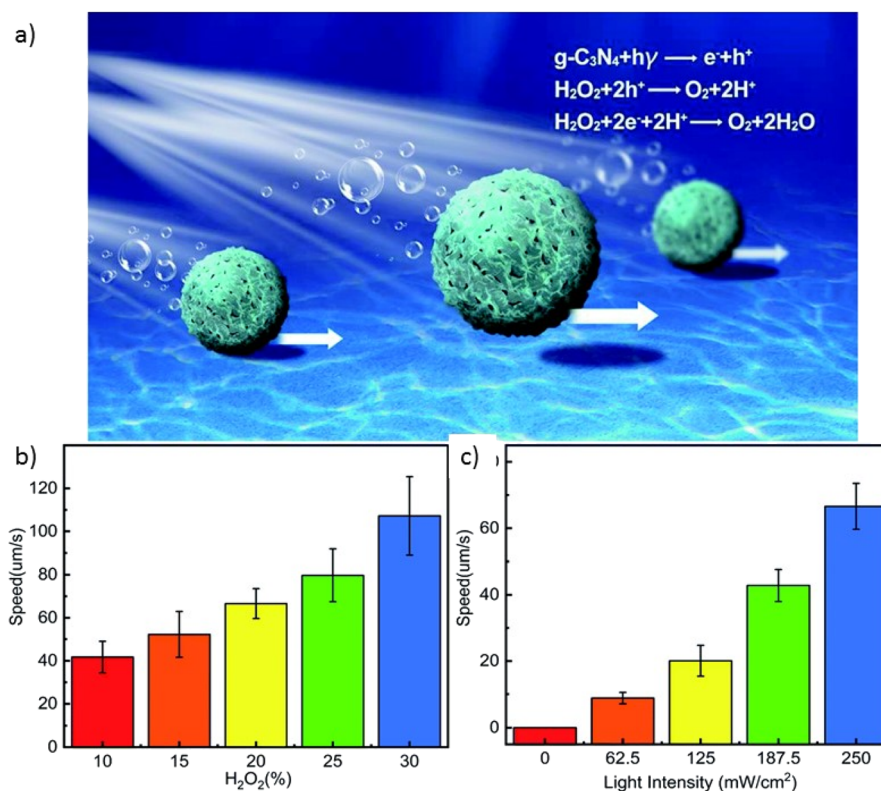


Fig. 9 Schematic representation of (a) the self-propulsion by $gC_3N_4@CMS$ micromotors; (b) speed of the $gC_3N_4@CMS$ micromotor versus H_2O_2 concentration; (c) speed of the $gC_3N_4@CMS$ micromotor versus light intensity. Adapted from ref. 30 (Licensed under an open-access Creative Commons CC BY 4.0 license).



shell heterojunctions doped with V_2O_5 for enhanced photocatalytic activity in the removal of MB under 300 W visible light illumination. In this work, the heterojunction was crucial for creating mixed crystalline phases on the Vis-LDMs surface, leading to a plasmonic effect. Coupled with V_2O_5 doping, which adjusted the semiconductor bandgap, this resulted in improved visible light absorption, enhancing both the motor self-propulsion and the speed and efficiency of pollutant removal, achieving degradation rates of over 96% in 2 hours.

In another study, Dai *et al.*²⁹ described a plasmonic $Ag/Ag_3PO_4/gC_3N_4$ -based Vis-LDMs, where the gC_3N_4 nanosheet was uniformly wrapped around the Ag_3PO_4 nanopolyhedron, resulting in a hybrid nanomotor. A charge transfer bridge formed between Ag_3PO_4 and gC_3N_4 due to the reduction of Ag nanoparticles, inhibiting e^+/h^- pair recombination and promoting the transfer of photogenerated carriers to produce more active species in the photocatalytic reaction (Fig. 10). The surface plasmon resonance of Ag nanoparticles improved visible light absorption and utilization. This hybridization, compared to Ag_3PO_4 and Ag/Ag_3PO_4 motors, exhibited higher photocatalytic activity, with a phenanthrene degradation rate of 0.01756 min^{-1} , being three times and twice higher than that of Ag_3PO_4 and Ag/Ag_3PO_4 , respectively. Additionally, it was observed that after four reaction cycles, the $Ag/Ag_3PO_4/gC_3N_4$ photocatalyst maintained high photocatalytic activity, likely due to Ag doping, which increased the chemical resistance of Vis-LDMs by inhibiting photocorrosion.

4.2.2.3 Crystallinity adjustments. The crystallinity of a material significantly influences its light absorption capacity through its ordered structure, photon absorption efficiency, and enhanced electronic properties. All these influence the propulsion and photocatalytic performance of Vis-LDMs. Zhu *et al.*, described that the growth of Cu_2O crystal facets can significantly impact its optical and electrical properties, with $\{110\}$ and $\{111\}$ facets exhibiting high activity.⁸⁰ The excellent crystallinity of Cu_2O can inhibit the recombination of photo-generated charges, improving its photocatalytic activity. However, photocatalytic Vis-LDMs based on Cu_2O typically exhibit a spherical shape, resulting in low crystallinity and

limited exposure of crystal facets, leading to weak separation of photoexcited e^+/h^- pairs and light-driven propulsion. Therefore, current research focuses on adapting crystal morphology and preserving facets with controllable indices in a single colloid. In another study polyhedral architectures of Cu_2O with well-defined facets (including low-index facets of $\{100\}$, $\{111\}$, and $\{110\}$, and high-index facets of $\{211\}$, $\{311\}$, $\{332\}$, and $\{544\}$) have been described to enhance photocatalytic properties and effective separation of photo-generated e^+/h^- pairs.⁵³ Truncated octahedral Cu_2O nanomotors exhibited stable performance and vigorous movement under visible light, even at high temperatures (70°C), due to the efficiency of the separation of photo-generated e^+/h^- pairs, demonstrating efficacy under various irradiation conditions (blue and green light) and with different types of biofuels (pure water, glucose, and tannic acid). Compared to a spheroid, a polyhedral crystal of Cu_2O with higher crystallinity and more exposed controllable index facets exhibited more vigorous movement under visible light due to faster and better separation efficiency of photo-generated e^+/h^- pairs, due to the formation of a heterojunction surface between the $\{100\}$ and $\{111\}$ facets (Fig. 11).

The photocatalytic performance of Cu_2O and TiO_2 nanocomposites was evaluated for MB dye degradation. Among the tested materials, the truncated octahedral Vis-LDMs based on Cu_2O demonstrated the best performance, reducing the total MB degradation time from 80 to 50 minutes compared to pure Cu_2O nanoparticles. The photocatalytic efficiency increased with the amount of Vis-LDMs nanowires and octahedra achieved MB degradation in 35 minutes, faster than other forms. This improvement is attributed to the enhanced separation of e^+/h^- pairs provided by the p-n heterojunction between Cu_2O and TiO_2 . The results show that the truncated octahedral Vis-LDMs based on Cu_2O exhibits nearly double the photocatalytic efficiency of pure Cu_2O , mainly due to the anatase structure and exposed $\{111\}$ facets that facilitate charge transfer and enhance dye degradation.

Studying different crystallinity phases, including the amorphous phase, of Vis-LDMs based on Ag_3PO_4 with two distinct morphologies, cubic and tetrahedral, allowed the identification

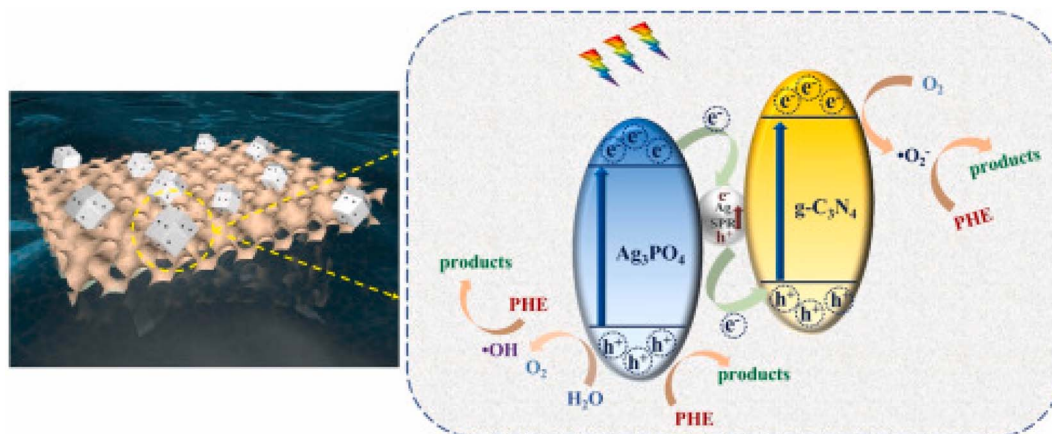


Fig. 10 Schematic representation of a Vis-LDMs based on $Ag/Ag_3PO_4/gC_3N_4$ with representation of charge transfer in a heterostructure. Reprinted with permission from ref. 29 (Copyright © 2022 WILEY-VCH).



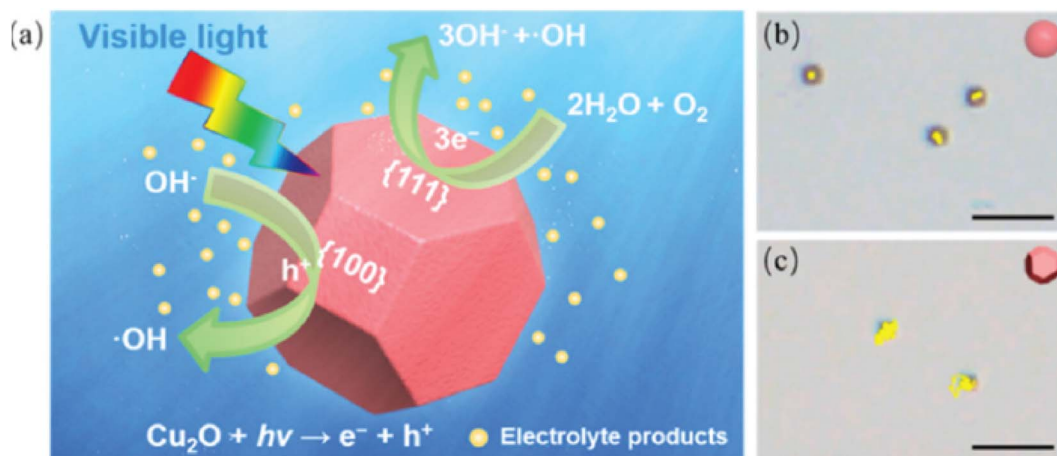


Fig. 11 (a) Scheme of the propulsion mechanism of a truncated octahedral Vis-LDMs based on Cu_2O in pure water under visible light irradiation. (b and c) Motion trajectories of spherical (b) and truncated octahedral (c) Cu_2O motors over 3 seconds. Scale bar: 5 μm . Reprinted with permission from ref. 53 (Copyright © 2021 Royal Society of Chemistry).

of distinct and more adjustable self-propulsion forms under different working conditions, namely without fuel or surfactants.²¹ The enhanced movement of the particles promoted biofilm removal in comparison with static control experiments, demonstrating the possibility of a new class of light-driven biofilm-eradicating micromotors that do not require the use of both H_2O_2 and UV light. Differences in these movements were detected according to morphology, which were correlated with photocatalytic activity. It was the tetrahedral Vis-LDMs based on Ag_3PO_4 with dominant {111} facets exposed on the surface that showed more efficient propulsion movement and consequently higher biofilm inactivation activity. These results make sense considering that the dominant facets in this morphology were the most photonically active, allowing for more efficient bacterial biofilm inactivation by visible light photodegradation as mentioned above (Section 4.1.1).

4.3 Enhancing stability, reusability and collective behavior

Enhancing the stability and reusability of Vis-LDMs is crucial for several reasons. First, it prolongs the useful life time of the devices, ensuring consistent and durable operation over time. Furthermore, it contributes to improved efficiency and more consistent photonic activity. Economically, the efficient reusability of Vis-LDMs reduces costs associated with maintenance and manufacturing, in addition to conserving resources. In terms of applicability, more stable and reusable motors can be used under a variety of conditions and in a variety of experiments, making them more flexible and versatile. Environmentally, the reuse of Vis-LDMs reduces waste generation and the environmental impact associated with the production and disposal of new devices. Recently, there has been concern about demonstrating the stability, but mainly the reusability of Vis-LDMs.^{40,55,81}

In the study by Zhan *et al.*⁵⁵ the focus was on preparing photocatalytic Vis-LDMs that could be easily recovered and reused in the degradation of organic pollutants. Using a simple

hydrothermal method (Fig. 12), BiOI/AgI/Fe₃O₄/Au micromotors were produced. The BiOI/AgI heterojunction was responsible for increased stability of the photocatalytic Vis-LDMs due to reduced charge recombination, improved charge separation efficiency, better adsorption of reagent molecules, and prevention of corrosion and degradation caused by visible light activity. Additionally, the integration of Fe₃O₄ allowed for the recyclability and reusability of the Vis-LDMs, confirmed by the application of a magnet. After four reuse cycles, one hour each, a slight reduction in the RhB degradation rate was observed, from 53.2% to 44.3%, demonstrating the viability of recovering and reusing the micromotors for pollutant degradation applications.

In recent studies, a viable method to facilitate the reuse of Vis-LDMs has been the addition of magnetic response capabilities, allowing for the easy recovery of the micromotors by

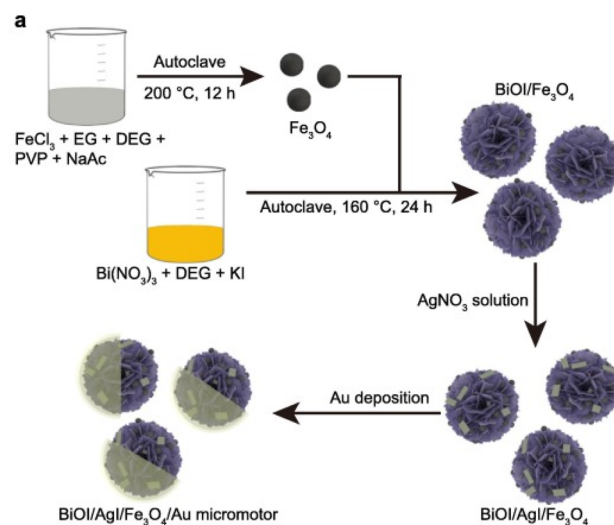


Fig. 12 Synthesis scheme of a Vis-LDMs based on BiOI/AgI/Fe₃O₄ doped with Au. Reprinted with permission from ref. 55 (Copyright © 2020 WILEY-VCH).



external magnetic stimuli.^{40,55} Regarding stability, the heterojunction has emerged as the most effective approach to protect Vis-LDMs from environmental factors and irradiation to which they are exposed.⁸¹

Adaptability to adverse environmental conditions, namely extreme salinity or pH of the environment, is essential for the development of more efficient Vis-LDMs. For this it is also necessary to guarantee the chemical stability of the materials used. Jiang and collaborators⁹³ described Vis-LDMs with good stability that conferred the ability to adapt to complex external environments, such as those with high salinity. They adjusted the energy bandgap of rutile TiO₂ to generate photogenerated e⁻/h⁺ pairs under visible light and deposited Pt nanoparticles and polyaniline on the surface of TiO₂ microspheres to facilitate movement in ion-rich environments. The innovation lies in modifying the surface of the Vis-LDMs with polymers for ion tolerance, ensuring the integrity of photogenerated electron transport. Conductive polyaniline was chosen as the coating, acting as a barrier against ion penetration and maintaining the transport of photogenerated electrons and holes (Fig. 13a). The operating mechanism of the rS-TiO₂@Pt/PANI micromotors is illustrated in Fig. 13b. Under visible light illumination, a redox reaction occurs on the illuminated side of the Vis-LDMs, inducing movement through the asymmetric distribution of byproducts. These new Vis-LDMs exhibited electrophoretic movement in NaCl solutions with concentrations up to 0.1 mol L⁻¹, reaching a speed of 0.47 μm s⁻¹ without the need for additional chemical fuels. The propulsion of the micromotors was generated exclusively by water splitting under visible light illumination, offering several advantages over traditional micromotors, such as biocompatibility and the ability to operate in high ionic strength environments.

Rh₂O₃-Au nanorods powered by visible light¹⁰¹ were indicated for use under adverse pH conditions due to their demonstrated resistance to strong acids and bases. This resistance was attributed to the chemical properties of their constituents. The choice of Au, a noble metal with high resistance to corrosion and chemical reactions, which does not easily react with the strongest acids and bases, combined with the selection of Rh₂O₃, a stable compound with strong bonds and a crystalline structure resistant to strong acids and bases, resulted in Vis-LDMs nanorods with high chemical resistance

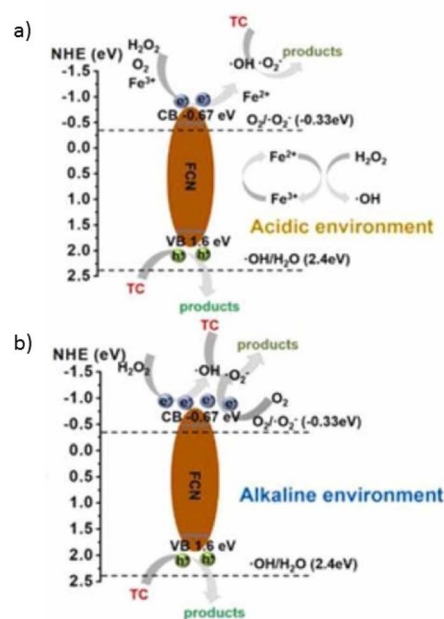


Fig. 14 Representative scheme of the photodegradation process that occurred (a) in an acidic environment and (b) in an alkaline environment. Reprinted with permission from ref. 102 (Copyright © 2022 WILEY-VCH).

and stability, making them suitable for adverse pH conditions. Additionally, Rh₂O₃ formed a heterojunction with Au, allowing the Rh₂O₃-Au nanorods to move in the direction of the hemisphere where Au was, under visible light *via* self-electrophoresis, with the speed increasing with light intensity (maximum 28.5 μm s⁻¹ with 10% H₂O₂).

Similarly, new Vis-LDMs based on gC₃N₄ doped with Fe³⁺ (FCN) with enhanced photocatalytic capabilities under extreme pH conditions have been described.¹⁰² In the presence of H₂O₂, these new Vis-LDMs demonstrated the ability to degrade tetracycline (50 mg L⁻¹) with a constant rate of 0.034 min⁻¹ at acidic pH (3.1) and 0.091 min⁻¹ at alkaline pH within the first 20 minutes, corresponding to a degradation percentage exceeding 85%. Fe³⁺ doping facilitated the formation of Fe-N bonds, similar to those found in biologically rich residues with enzyme centers containing Fe-N, which enhanced e⁻/h⁺ pair absorption

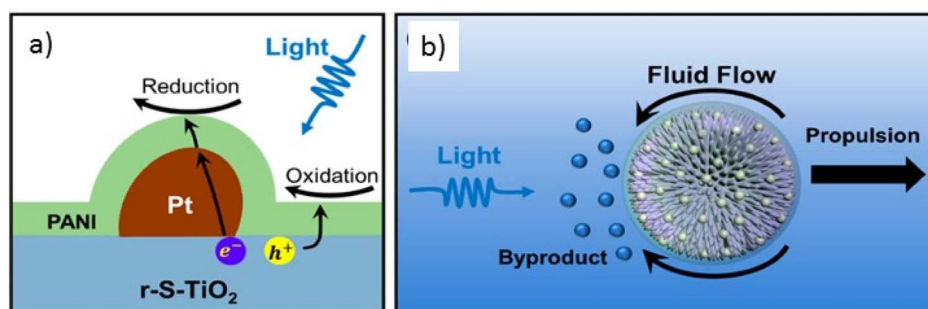


Fig. 13 Schematics demonstrating (a) a photoelectrochemical reaction that occurs on the surface of the micromotor; (b) micromotor propulsion under visible light illumination. Adapted from ref. 93 (Licensed under an open-access Creative Commons CC BY 4.0 license).



and separation, accelerated the $\text{Fe}^{2+}/\text{Fe}^{3+}$ catalytic cycles, and served as active sites for the production of photon-generated carriers (Fig. 14). This study demonstrated a simple and cost-effective approach for synthesizing efficient visible-light-driven photocatalysts for the photo-Fenton reaction, overcoming the challenge of low catalytic activity under alkaline conditions.

In summary, the adaptation of Vis-LDMs to adverse environmental conditions, achieved by the stability of the materials, can improve photocatalytic efficiency under any less favorable condition, allowing them to operate consistently and effectively.

Regarding the collective behavior of Vis-LDMs, this can enhance their efficiency in several ways. Operating collectively, Vis-LDMs can synchronize their movements, distribute

capacities evenly, and increase their load carrying capacity. This results in more efficient use of energy and resources, and enables them to perform complex tasks more effectively than if they were operating individually. In essence, the collective behavior of Vis-LDMs can make them more efficient and versatile in their photocatalytic activity. For example, a study described Vis-LDMs inspired by the swarming behavior of bacteria, aiming for cooperation and communication among them, as well as the cooperative transport of large loads.¹⁰³ The Vis-LDMs based on BiVO_4 and GO/BiVO_4 , were synthesized by a hydrothermal method, demonstrating self-propulsion without the need for fuel and dynamic collective “predator-prey” behavior using the photocatalytic reaction of BiVO_4 . A unique behavior was observed: smaller ($2\ \mu\text{m}$) BiVO_4 particles

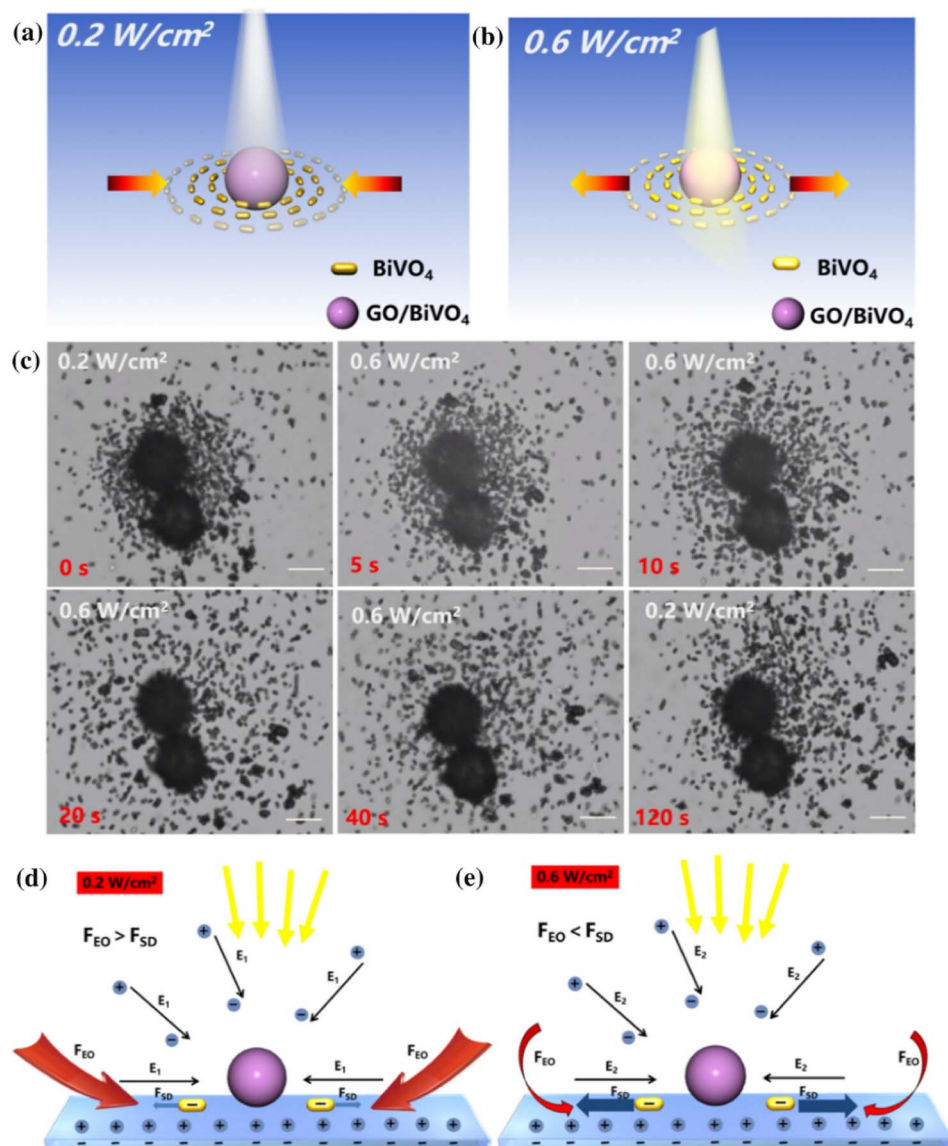


Fig. 15 Schematic illustration showing (a and b) the movement of BiVO_4 particles around the GO/BiVO_4 micromotor under light irradiation of $0.2\ \text{W cm}^{-2}$ and $0.6\ \text{W cm}^{-2}$, respectively; (c) optical microscope images showing the aggregation and disaggregation process of BiVO_4 micromotors (scale bar: $5\ \mu\text{m}$); (d and e) schematic illustration of the aggregation and disassembly behavior based on the competition between the mechanisms of autodiffusiophoresis and electroosmosis, respectively. Adapted from ref. 103 (Licensed under an open-access Creative Commons CC BY 4.0 license).



(“predators”) were attracted to larger (10 μm) GO/BiVO_4 particles (“prey”) under weak light (0.2 W cm^{-2}), managing to escape under intermediate light (0.6 W cm^{-2}) (Fig. 15a–c). The average speed of the Vis-LDMs increased with light intensity; however, the GO/BiVO_4 micromotor did not move under weak light due to the higher drag force of the fluid. Doping with GO accelerated the photocatalytic reaction, resulting in higher speed under intense light. Under weak light, the electric field generated by the photocatalytic reaction caused an electroosmotic flow that attracted the smaller BiVO_4 micromotors to the larger ones. Under intermediate light, self-diffusiophoresis dominated,

dispersing the BiVO_4 micromotors (Fig. 15d). By adjusting the light intensity, it was possible to control the formation and dispersion of micromotor clusters. This mechanism achieved excellent catalytic performance, presenting a rate constant of $1.87 \times 10^{-2} \text{ L m}^{-2} \text{ s}^{-1}$.

This cooperative effect demonstrated a new capability of Vis-LDMs in terms of adaptability and controllable behavior. Specifically, the ability to control the formation and dispersion of clusters by adjusting light intensity allows for precise manipulation of micromotor activity, optimizing their efficiency for specific tasks. Furthermore, the dynamic response of

Table 2 Summary of the recent solutions used to address specific limitations of Vis-LDM photocatalysts

Challenges	Recent solutions	References
Ecological, sustainable and biocompatible variants of Vis-LDMs		
Absence of fuel	Optimizing the morphology to obtain crystalline Vis-LDMs with greater exposure of crystal facets that enhances photocatalytic activity ($\{110\}$ and $\{111\}$)	21 and 84
Biofuels (<i>e.g.</i> glucose, and tannic acid)	Hybridization of Vis-LDMs with inorganic molds and organic polymers, such as thiophene and triazine units, guides movement and increases photocatalytic activity Impregnation of Vis-LDMs with an enzymatic system (<i>i.e.</i> , GO_x/Cat): GO_x uses glucose to produce H_2O_2 , which is then broken down by Cat, generating active radicals and oxygen bubbles that propel the nanoparticles Doping of Vis-LDMs with GO: this improves photocatalytic activity by enhancing charge separation, increasing surface area, improving light absorption, and introducing local photothermal effects	13, 75 and 88
Natural resources for Vis-LDM production	Using biological resources rich in carbon and phenolic units (like lignin or halloysite) for the production of functional Vis-LDMs. Creating Vis-LDMs inspired by biological motors involves using modified cellulose nanocrystals or NiMn-CLDH nanosheets with ascorbic acid. For example, NiMn-CLDH nanosheets have built-in oxidase/oxidase activity and, with ascorbic acid, form a 3D structure with more reactive sites, enhancing photonic efficiency Impregnation of Vis-LDMs with a molecular photosensor like spiropyran that changes its spatial conformation upon exposure to specific wavelengths of light, enabling light-controlled substitution of the motor mechanism	77, 78 and 95–97
Combination with other external parameters	Creating hybrid-powered Vis-LDMs using magnetic materials such as Fe_3O_4 that enhanced the photocatalytic Fenton reaction, increasing the production of reactive species for the degradation of environmental pollutants	31, 74, 86 and 89
Doping	Doping with noble metals (Pt and Au): this enhances the separation and movement of photogenerated carriers at semiconductor interfaces and improves visible light absorption due to their ability to accept electrons as cocatalysts and their localized surface plasmon resonance effect	29, 83, 85 and 99
Heterojunction formation	Creating Vis-LDMs by forming heterojunctions with two semiconductors (<i>e.g.</i> ZnO/BiOI ; ZnO/SnS ; TiO_2/CdS ; and $\text{Ag}_3\text{PO}_4/\text{gC}_3\text{N}_4$) that enhances photocatalytic activity by facilitating charge separation. The electric field at their interface helps separate e^+/h^- pairs, reducing recombination and increasing reaction efficiency. Additionally, using semiconductors with complementary band gaps broadens light absorption, further boosting photonic performance	30, 39 and 80
Crystallinity adjustments	Optimizing the morphology to obtain crystalline Vis-LDMs with greater exposure of crystal facets that enhances photocatalytic activity ($\{110\}$ and $\{111\}$)	21, 53, 76 and 100
Enhancing stability, reusability and collective behavior		
Reuse	Creating hybrid-powered Vis-LDMs using magnetic materials such as Fe_3O_4 that allow programmable and controllable propulsion in response to magnetic fields for recovery and reuse	40, 55 and 81
Collective behavior	Creating Vis-LDMs with the same photocatalytic base (<i>ie.</i> BiO_4), but different diameters by doping with GO in order to obtain smaller BiVO_4 particles (“predators”) that are attracted by larger GO/BiVO_4 particles (“prey”) giving rise to a dynamic collective movement	103
Stability	Modifying the surface of Vis-LDMs with polymers like polyaniline to improve ion tolerance, protect photogenerated electron transport, act as a barrier against ion penetration, and maintain stability under varying salinity and pH conditions	93, 101 and 102



micromotors to different light intensities creates a form of adaptation, making Vis-LDMs more versatile and effective in different environments. In terms of photocatalytic performance, the micromotors, including BiVO₄ and GO/BiVO₄ variants, showed high efficiency in RhB dye degradation. Under light intensities of 0.2 W cm⁻² and 0.6 W cm⁻², the Vis-LDMs achieved a 97.4% degradation rate, in 30 minutes. UV-vis spectroscopy confirmed effective dye degradation, as indicated by the decreasing absorption peak of RhB. The degradation followed first-order kinetics with an apparent rate constant of 0.076 min⁻¹. The normalized rate constant of $1.87 \times 10^{-2} \text{ L m}^{-2} \text{ s}^{-1}$ highlighted the micromotors' strong performance in organic pollutant removal. Overall, the BiVO₄-based Vis-LDMs demonstrated excellent photocatalytic efficiency.

Table 2 compiles the main advances in photocatalytic Vis-LDMs applied to the degradation of environmental pollutants, with a brief summary of each solution used to address specific limitations encountered.

5. Conclusions

This review addresses recent advances in Vis-LDMs photocatalysts, highlighting their great potential to effectively and sustainably mitigate environmental pollution. It focuses on recent achievements for tackling the limitations identified in the field, and provides an overview of materials, synthesis techniques, and applications in the removal of pollutants. The choice of materials such as gC₃N₄,^{30–32} Cu₂O,^{33,34,52,53} Ag₃PO₄,^{21,29,35–37} and BiOI^{39–43} is crucial for the efficacy of the photocatalysts, despite the challenges entailed by these materials such as rapid pair recombination and low charge efficiency. Semiconductors like TiO₂ and ZnO continue to be extensively explored despite their limitations in absorbing visible light. Strategies such as doping,^{46,47} forming heterojunctions^{44,45} and dye sensitizing⁴⁸ have been used to improve these properties. However, additional challenges like durability, dependence on toxic chemical fuels, stability, and recovery of Vis-LDMs still require future efforts to overcome them. Innovations in photocatalytic materials, surface modifications, and synthesis conditions have been explored to optimize the application of Vis-LDMs in the photodegradation of pollutants.

Recent advances in fuel-less Vis-LDMs relied on inorganic-organic hybrid structures⁸⁴ and crystalline materials with adjustable morphologies that increase the exposure of the most active crystalline facets.²¹ While these modifications extend their applications and improve sustainability, they may reduce the efficiency of light energy conversion, decreasing movement and photonic efficacy. Alternatives with biofuels such as water, glucose, and tannic acid⁵³ have been explored due to their lower toxicity, although they also face logistical and economic challenges, such as the need for continuous supply and the complexity of storage and delivery.

The transition to natural/biological materials has been explored to promote sustainability and environmental efficiency in Vis-LDMs. Using natural resources like lignin,⁷⁷ cellulose nanocrystals,⁷⁸ and halloysite⁸⁷ a sustainable approach for producing these devices has been developed. These

materials offer biocompatibility and resource reuse, allowing the integration of enzymes and biomolecules for innovative propulsion mechanisms.⁹⁷ However, these new Vis-LDMs face challenges in energy conversion efficiency and the integration of biological and inorganic components, requiring more appropriate synthesis techniques.

Strategies to increase the efficiency and versatility of Vis-LDMs, such as doping, heterojunction formation, and crystallinity adjustments, have been described in this review.

The stability and reuse of Vis-LDMs are limitations that must be overcome to extend their useful lifetime, improve efficiency, and reduce costs. Recent advances, including the integration of magnetic capabilities to facilitate the recovery of motors and the development of materials resistant to adverse conditions, have been described in this review.

Adapting to environmental conditions and the collective behavior of Vis-LDMs have been explored as challenges to improve their catalytic efficiency under adverse conditions. Collective work among Vis-LDMs demonstrated the possibility of synchronized movements and uniform distribution of capabilities, increasing operational efficiency. This allowed Vis-LDMs to adapt to environmental conditions while maintaining controllable and stable behavior.

Photocatalytic Vis-LDMs have demonstrated strong effectiveness in pollutant removal across various applications. When addressing bacterial biofilms, these micromotors excel, particularly when in motion, leading to significant reductions in both biofilm viability and thickness. In the degradation of organic pollutants, such as dyes, these micromotors achieve high removal rates, with enhancements from additives like hydrogen peroxide further boosting efficiency. For microplastic remediation, Vis-LDMs effectively reduce plastics to smaller fragments, with their magnetic properties aiding in recovery and continued use. Advances in photocatalytic materials, including Fe-doped ZnO-CdS and Cu₂O-TiO₂ composites, have further improved degradation performance, underscoring the versatility and enhanced capabilities of these technologies in environmental cleanup.

In summary, Vis-LDMs demonstrate enormous potential for the effective photodegradation of pollutants, with recent advances indicating significant progress in overcoming challenges and expanding possibilities for future practical applications. However, it is important to note that despite these advances, definitive solutions to these limitations are still needed.

6. Future perspectives

Despite Vis-LDMs representing an emerging research area poised to revolutionize the field of photodegradation of pollutants, significant technical and scientific challenges still need to be overcome for this technology to reach its full maturity and commercialization. Specifically, scalability, cost-effectiveness, and environmental compatibility remain key concerns. While Vis-LDMs have shown effectiveness on a small scale in laboratory settings, scaling up their production and deployment to tackle real-world environmental challenges



presents a substantial obstacle. Developing manufacturing processes capable of producing these robots in large quantities while maintaining quality and consistency is essential for practical implementation on a larger scale.

Cost-effectiveness is another critical factor requiring attention. Currently, the production and deployment of Vis-LDMs can be costly, limiting their accessibility and viability for wide adoption. Finding ways to reduce production costs without compromising the performance and reliability of these robots is essential to make them economically feasible for environmental cleanup applications. Furthermore, ensuring the environmental compatibility of Vis-LDMs is crucial. It is important to evaluate the potential ecological impacts of deploying these robots in natural environments and mitigate any adverse effects on ecosystems. Designing Vis-LDMs with biodegradable materials or incorporating mechanisms for safe disposal after use can help minimize their environmental footprint. Addressing these challenges will be crucial to unlock the full potential of Vis-LDMs in environmental cleanup and realize their benefits for sustainable development and environmental protection. Collaboration among researchers, engineers, and industry stakeholders will be essential to overcome these obstacles and drive innovation in this field.

The incorporation of programmable routes and precise navigation would also be beneficial to allow Vis-LDMs to access hard to reach areas with accuracy and autonomy, enhancing their versatility and ability to navigate challenges without causing damage due to their flexible nature. In order to locate and remove the most hazardous contaminants from wastewater, Vis-LDMs should exhibit selective behavior. The molecular imprinting technique, where a molecule (template) is imprinted onto a material (matrix) during preparation, followed by template removal to leave complementary cavities allowing selective adsorption, presents a potential solution to this problem. However, current literature on selective micro/nanomotors has primarily focused on those driven by magnetic fields, with limited research on light-driven micro/nanomotors, particularly Vis-LDMs.

Regarding the disadvantage the limited navigation range of Vis-LDMs, this becomes particularly challenging when they are required to operate in large volumes of water, often measured in cubic meters. Developing hybrid Vis-LDMs that integrate different propulsion mechanisms, such as chemical and magnetic, could offer navigation control by directed light or magnetic fields, resulting in much greater travel distances. Alternatively, operating a large volume of fluid through small flow systems, where limited range is less of an issue or directed light is of easy implementation, represents another potential solution to this limitation. Gravitational sedimentation of Vis-LDMs is another possible significant limitation, associated with all micromotors in general, having the potential to greatly affect the physical characteristics of movement and the catalytic properties of these devices. This issue is rarely accounted for in the literature, as corroborated by the fact that none of the recent papers reviewed here tackle it. It is desirable that researchers include the assessment of the settling properties of LDMs in their studies. In case it is found necessary to mitigate the impact

of sedimentation, some strategies can be adopted. One possible approach is to develop Vis-LDMs with properties that minimize sedimentation, such as rougher surfaces that enhance suspension, or the incorporation of stabilizing agents. External techniques, such as electric and magnetic fields, can also help keep the motors suspended and evenly distributed within the fluid. Adjusting operational conditions, such as the fluid viscosity and density, can reduce the sedimentation rate and improve the overall efficiency of the Vis-LDMs in pollutant treatment. Reducing the density of Vis-LDMs is also crucial, as it can delay sedimentation; this can be achieved, for example, through the synthesis of hollow structures.

Future research efforts should focus on testing these robots in real world contaminated samples to assess their practical feasibility and address navigation challenges. In conclusion, overcoming these challenges through collaborative research and innovation will be essential for fully harnessing the potential of Vis-LDMs for environmental remediation, contributing to a cleaner and healthier environment globally.

Data availability

The data supporting this review are available through the literature, with many documents accessible through open access.

Author contributions

Conceptualization and writing—review and editing, V. R. A. F. and M. A. A. All authors have read and agreed to the published version of the manuscript.

Conflicts of interest

There are no conflicts to declare.

Acknowledgements

This work was financed by the Portuguese Foundation for Science and Technology (FCT) through financial support to CIQUP (UIDB/00081/2020 and UIDP/00081/2020) and to IMS (LA/P/0056/2020).

References

- 1 V. R. A. Ferreira and M. A. Azenha, Recent Advances in Light-Driven Semiconductor-Based Micro/Nanomotors: Optimization Strategies and Emerging Applications, *Molecules*, 2024, 29(5), 23699–23731, DOI: [10.3390/molecules29051154](https://doi.org/10.3390/molecules29051154).
- 2 B. Jurado-Sánchez and J. Wang, Micromotors for environmental applications: a review, *Environ. Sci.: Nano*, 2018, 5(7), 1530–1544, DOI: [10.1039/C8EN00299A](https://doi.org/10.1039/C8EN00299A).
- 3 H. Ye, Y. Wang, D. Xu, X. Liu, S. Liu and X. Ma, Design and fabrication of micro/nano-motors for environmental and sensing applications, *Appl. Mater. Today*, 2021, 23(2), 101007–101021, DOI: [10.1016/j.apmt.2021.101007](https://doi.org/10.1016/j.apmt.2021.101007).



- 4 X. Zeng, M. Yang, H. Liu, Z. Zhang, Y. Hu, J. Shi, *et al.*, Light-driven micro/nanomotors in biomedical applications, *Nanoscale*, 2023, **15**(46), 18550–18570, DOI: [10.1039/D3NR03760F](https://doi.org/10.1039/D3NR03760F).
- 5 K. Yuan, J. Bujalance-Fernández, B. Jurado-Sánchez and A. Escarpa, Light-driven nanomotors and micromotors: envisioning new analytical possibilities for bio-sensing, *Microchim. Acta*, 2020, **187**(10), 132–144, DOI: [10.1007/s00604-020-04541-y](https://doi.org/10.1007/s00604-020-04541-y).
- 6 B. Jurado-Sánchez, M. Pacheco, R. Maria-Hormigos and A. Escarpa, Perspectives on Janus micromotors: Materials and applications, *Appl. Mater. Today*, 2017, **9**(2), 407–418, DOI: [10.1016/j.apmt.2017.09.005](https://doi.org/10.1016/j.apmt.2017.09.005).
- 7 A. Somasundar and A. Sen, Chemically Propelled Nano and Micromotors in the Body: Quo Vadis?, *Small*, 2021, **17**(5), 1–7, DOI: [10.1002/smll.202007102](https://doi.org/10.1002/smll.202007102).
- 8 Y. Wu, S. Yakov, A. Fu and G. Yossifon, A Magnetically and Electrically Powered Hybrid Micromotor in Conductive Solutions: Synergistic Propulsion Effects and Label-Free Cargo Transport and Sensing, *Adv. Sci.*, 2023, **10**(8), 1–13, DOI: [10.1002/advs.202204931](https://doi.org/10.1002/advs.202204931).
- 9 Y. Xiao, J. Zhang, B. Fang, X. Zhao and N. Hao, Acoustics-Actuated Microrobots, *Micromachines*, 2022, **13**(3), 481–496, DOI: [10.3390/mi13030481](https://doi.org/10.3390/mi13030481).
- 10 H. Wang, H. K. Bisoyi, X. Zhang, F. Hassan and Q. Li, Visible Light-Driven Molecular Switches and Motors: Recent Developments and Applications, *Chem.–Eur. J.*, 2022, **28**(18), 1877–1899, DOI: [10.1002/chem.202103906](https://doi.org/10.1002/chem.202103906).
- 11 H. Zhou, C. C. Mayorga-Martinez, S. Pané, L. Zhang and M. Pumera, Magnetically Driven Micro and Nanorobots, *Chem. Rev.*, 2021, **121**(8), 4999–5041, DOI: [10.1021/acs.chemrev.0c01234](https://doi.org/10.1021/acs.chemrev.0c01234).
- 12 F. Soto, E. Karshalev, F. Zhang, B. Esteban Fernandez de Avila, A. Nourhani and J. Wang, Smart Materials for Microrobots, *Chem. Rev.*, 2022, **122**(5), 5365–5403, DOI: [10.1021/acs.chemrev.0c00999](https://doi.org/10.1021/acs.chemrev.0c00999).
- 13 Q. Yang, H. Xu, H. Wen, H. Zhao, X. Liu, Y. Cai, *et al.*, Graphene oxide induced enhancement of light-driven micromotor with biocompatible fuels, *Appl. Mater. Today*, 2021, **22**(12), 100943–1010036, DOI: [10.1016/j.apmt.2021.100943](https://doi.org/10.1016/j.apmt.2021.100943).
- 14 K. Alageshwaramoorthy, P. Mannu, S. Mahalingam, T. T. T. Nga, H. W. Chang, Y. Masuda, *et al.*, Synthesis and characterization of visible-light-driven novel CuTa2O6 as a promising practical photocatalyst, *Front. Chem.*, 2023, **11**(June), 1–12, DOI: [10.3389/fchem.2023.1197961](https://doi.org/10.3389/fchem.2023.1197961).
- 15 X. Liang, F. Mou, Z. Huang, J. Zhang, M. You, L. Xu, *et al.*, Hierarchical Microswarms with Leader-Follower-Like Structures: Electrohydrodynamic Self-Organization and Multimode Collective Photoresponses, *Adv. Funct. Mater.*, 2020, **30**(16), 1908602–1908620, DOI: [10.1002/adfm.201908602](https://doi.org/10.1002/adfm.201908602).
- 16 K. Villa, F. Novotný, J. Zelenka, M. P. Browne, T. Ruml and M. Pumera, Visible-Light-Driven Single-Component BiVO4 Micromotors with the Autonomous Ability for Capturing Microorganisms, *ACS Nano*, 2019, **13**(7), 8135–8145, DOI: [10.1021/acs.nano.9b03184](https://doi.org/10.1021/acs.nano.9b03184).
- 17 Y. Wang, Z. Li, A. A. Solovev, G. Huang and Y. Mei, Light-controlled two-dimensional TiO2 plate micromotors, *RSC Adv.*, 2019, **9**(50), 29433–29439, DOI: [10.1039/C9RA06426E](https://doi.org/10.1039/C9RA06426E).
- 18 T. Yu, A. G. Athanassiadis, M. N. Popescu, V. Chikkadi, A. Güth, D. P. Singh, *et al.*, Microchannels with self-pumping walls, *ACS Nano*, 2020, **14**(10), 13673–13680, DOI: [10.1021/acsnano.0c05826](https://doi.org/10.1021/acsnano.0c05826).
- 19 K. Feng, L. Zhang, J. Gong, J. Qu and R. Niu, Visible light triggered exfoliation of COF micro/nanomotors for efficient photocatalysis, *Green Energy Environ.*, 2023, **8**(2), 567–578, DOI: [10.1016/j.gee.2021.09.002](https://doi.org/10.1016/j.gee.2021.09.002).
- 20 R. Dong, Y. Cai, Y. Yang, W. Gao and B. Ren, Photocatalytic Micro/Nanomotors: from Construction to Applications, *Accounts of Chemical Research*, 2018, **2**(3), 133–152, DOI: [10.1021/acs.accounts.8b00249](https://doi.org/10.1021/acs.accounts.8b00249).
- 21 D. Rojas, M. Kuthanova, K. Dolezelikova and M. Pumera, Facet nanoarchitectonics of visible-light driven Ag3PO4 photocatalytic micromotors: Tuning motion for biofilm eradication, *NPG Asia Mater.*, 2022, **14**(1), 236–255, DOI: [10.1038/s41427-022-00409-0](https://doi.org/10.1038/s41427-022-00409-0).
- 22 J. Wang, R. Dong, Q. Yang, H. Wu, Z. Bi, Q. Liang, *et al.*, One body, two hands: Photocatalytic function- and Fenton effect-integrated light-driven micromotors for pollutant degradation, *Nanoscale*, 2019, **11**(35), 16592–16598, DOI: [10.1039/C9NR04295D](https://doi.org/10.1039/C9NR04295D).
- 23 M. P. Rayaroth, G. Lee and Y. S. Chang, Recent developments in graphitic carbon nitride (g-C3N4) applications in micromotors, *Results Eng.*, 2024, **22**(1), 102244–102256, DOI: [10.1016/j.rineng.2024.102244](https://doi.org/10.1016/j.rineng.2024.102244).
- 24 D. Zhou, R. Zhuang, X. Chang and L. Li, Enhanced Light-Harvesting Efficiency and Adaptation: A Review on Visible-Light-Driven Micro/Nanomotors, *Research*, 2020, **2020**(25), 6821595–6821608, DOI: [10.34133/2020/6821595](https://doi.org/10.34133/2020/6821595).
- 25 L. Kong, C. C. Mayorga-Martinez, J. Guan and M. Pumera, Photocatalytic Micromotors Activated by UV to Visible Light for Environmental Remediation, Micropumps, Reversible Assembly, Transportation, and Biomimicry, *Small*, 2020, **16**(27), 1–14, DOI: [10.1002/smll.201903179](https://doi.org/10.1002/smll.201903179).
- 26 M. Safdar, J. Simmchen and J. Jänis, Light-driven micro- and nanomotors for environmental remediation, *Environ. Sci.: Nano*, 2017, **4**(8), 1602–1616, DOI: [10.1039/C7EN00367F](https://doi.org/10.1039/C7EN00367F).
- 27 K. Villa and M. Pumera, Fuel-free light-driven micro/nanomachines: Artificial active matter mimicking nature, *Chem. Soc. Rev.*, 2019, **48**(19), 4966–4978, DOI: [10.1039/C9CS00090A](https://doi.org/10.1039/C9CS00090A).
- 28 Y. Wang, M. Ding, Z. Li and M. Li, Visible light photocatalytic degradation of dyes by Ag3PO4/g-C3N4/CQDs composite, *Surf. Interfaces*, 2024, **44**(20), 103585, DOI: [10.1016/j.surfin.2023.103585](https://doi.org/10.1016/j.surfin.2023.103585).
- 29 Y. Dai, Y. Wang, G. Zuo, J. Kong, Y. Guo, C. Sun, *et al.*, Photocatalytic degradation mechanism of phenanthrene over visible light driven plasmonic Ag/Ag3PO4/g-C3N4 heterojunction nanocomposite, *Chemosphere*, 2022, **293**(21), 133575, DOI: [10.1016/j.chemosphere.2022.133575](https://doi.org/10.1016/j.chemosphere.2022.133575).
- 30 X. Song, Y. Tao, J. Liu, J. Lin, P. Dai, Q. Wang, *et al.*, Photocatalytic-induced bubble-propelled isotropic g-C3N4-



- coated carbon microsphere micromotors for dynamic removal of organic pollutants, *RSC Adv.*, 2022, **12**(21), 13116–13126, DOI: [10.1039/D2RA01577C](https://doi.org/10.1039/D2RA01577C).
- 31 C. Zheng, X. Song, Q. Gan and J. Lin, High-efficiency removal of organic pollutants by visible-light-driven tubular heterogeneous micromotors through a photocatalytic Fenton process, *J. Colloid Interface Sci.*, 2023, **630**(12), 121–133, DOI: [10.1016/j.jcis.2022.10.021](https://doi.org/10.1016/j.jcis.2022.10.021).
- 32 M. P. Rayaroth, D. Oh, C. S. Lee, N. Kumari, I. S. Lee and Y. S. Chang, Carbon-nitride-based micromotor driven by chromate-hydrogen peroxide redox system: Application for removal of sulfamethaxazole, *J. Colloid Interface Sci.*, 2021, **597**(2), 94–103, DOI: [10.1016/j.jcis.2021.03.164](https://doi.org/10.1016/j.jcis.2021.03.164).
- 33 J. Wang, H. Wu, X. Liu, Q. Liang, Z. Bi, Z. Wang, *et al.*, Carbon-Dot-Induced Acceleration of Light-Driven Micromotors with Inherent Fluorescence, *Adv. Intell. Syst.*, 2020, **2**(3), 1–6, DOI: [10.1002/aisy.201900159](https://doi.org/10.1002/aisy.201900159).
- 34 Q. Wang, R. Dong, Q. Yang, J. Wang, S. Xu and Y. Cai, Highly efficient visible-light-driven oxygen-vacancy-based Cu₂O micromotors with biocompatible fuels, *Nanoscale Horiz.*, 2020, **5**(2), 325–330, DOI: [10.1039/C9NH00592G](https://doi.org/10.1039/C9NH00592G).
- 35 M. Al Kausor, S. S. Gupta and D. Chakraborty, Ag₃PO₄-based nanocomposites and their applications in photodegradation of toxic organic dye contaminated wastewater: Review on material design to performance enhancement, *J. Saudi Chem. Soc.*, 2020, **24**(1), 20–41, DOI: [10.1016/j.jscs.2019.09.001](https://doi.org/10.1016/j.jscs.2019.09.001).
- 36 Y. Wang, W. Feng, A. Gong, W. Zhang, L. Qiu, Y. Chen, *et al.*, Photocatalytic Degradation of Polycyclic Aromatic Hydrocarbons by Ag₃PO₄/MoS₂ Composite, *Catal. Lett.*, 2024, **154**(7), 3574–3593, DOI: [10.1007/s10562-024-04612-2](https://doi.org/10.1007/s10562-024-04612-2).
- 37 X. Li, P. Xu, M. Chen, G. Zeng, D. Wang, F. Chen, *et al.*, Application of silver phosphate-based photocatalysts: Barriers and solutions, *Chem. Eng. J.*, 2019, **366**(1), 339–357, DOI: [10.1016/j.cej.2019.02.083](https://doi.org/10.1016/j.cej.2019.02.083).
- 38 G. Panthi, K. R. Gyawali and M. Park, Towards the enhancement in photocatalytic performance of ag₃po₄ nanoparticles through sulfate doping and anchoring on electrospun nanofibers, *Nanomaterials*, 2020, **10**(5), 36–49, DOI: [10.3390/nano10050929](https://doi.org/10.3390/nano10050929).
- 39 H. Zhou, B. Wu, L. Dekanovsky, S. Wei, B. Khezri, T. Hartman, *et al.*, Integration of BiOI nanosheets into bubble-propelled micromotors for efficient water purification, *FlatChem*, 2021, **30**(55), 100294–100303, DOI: [10.1016/j.flatc.2021.100294](https://doi.org/10.1016/j.flatc.2021.100294).
- 40 Y. Liu, J. Li, J. Li, X. Yan, F. Wang, W. Yang, *et al.*, Active magnetic Fe³⁺-doped BiOBr micromotors as efficient solar photo-fenton catalyst, *J. Cleaner Prod.*, 2020, **252**(3), 119573–119588, DOI: [10.1016/j.jclepro.2019.119573](https://doi.org/10.1016/j.jclepro.2019.119573).
- 41 K. Khairudin, N. F. Abu Bakar and M. S. Osman, Magnetically recyclable flake-like BiOI-Fe₃O₄ microswimmers for fast and efficient degradation of microplastics, *J. Environ. Chem. Eng.*, 2022, **10**(5), 108275–108290, DOI: [10.1016/j.jece.2022.108275](https://doi.org/10.1016/j.jece.2022.108275).
- 42 Y. Zhang, Y. Li and Y. Yuan, Carbon Quantum Dot-Decorated BiOBr/Bi₂WO₆ Photocatalytic Micromotor for Environmental Remediation and DFT Calculation, *ACS Catal.*, 2022, **12**(22), 13897–13909, DOI: [10.1021/acscatal.2c04149](https://doi.org/10.1021/acscatal.2c04149).
- 43 D. Gong, Y. Li, H. Zhou, B. Gu, N. Celi, D. Zhang, *et al.*, BiOX-loaded biohybrid magnetic microrobots for enhanced photocatalysis under visible light, *Appl. Mater. Today*, 2023, **35**(2), 26–41, DOI: [10.1016/j.apmt.2023.101915](https://doi.org/10.1016/j.apmt.2023.101915).
- 44 S. Varun, B.-W. Park, S. Guo, A. Peter and M. S. van Aken, Multiwavelength-Steerable Visible-Light-Driven Magnetic CoO–TiO₂ Microswimmers, *ACS Appl. Mater. Interfaces*, 2020, **12**(2), 24149–24155, DOI: [10.1021/acsami.0c06100](https://doi.org/10.1021/acsami.0c06100).
- 45 É. O'Neel-Judy, D. Nicholls and J. G. G. John Castañeda, Light-Activated Multi-Semiconductor Hybrid Microswimmers, *Small*, 2018, **14**(2), 1801860–1801869, DOI: [10.1002/smll.201801860](https://doi.org/10.1002/smll.201801860).
- 46 X. Wang, V. Sridhar, S. Guo, N. Talebi, A. Miguel-López, K. Hahn, *et al.*, Fuel-Free Nanocap-Like Motors Actuated Under Visible Light, *Adv. Funct. Mater.*, 2018, **28**(25), 1705862–1705899, DOI: [10.1002/adfm.201705862](https://doi.org/10.1002/adfm.201705862).
- 47 Z. Jiang and X. Yu, Performance of Visible-Light-Driven Photocatalytic Pavement in Reduction of Motor Vehicles' Exhaust Gas, *Transp. Res. Rec.*, 2020, **2674**(11), 512–519, DOI: [10.1177/0361198120947084](https://doi.org/10.1177/0361198120947084).
- 48 J. Zheng, B. Dai, J. Wang, Z. Xiong, Y. Yang, J. Liu, *et al.*, Orthogonal navigation of multiple visible-light-driven artificial microswimmers, *Nat. Commun.*, 2017, **8**(1), 1–7, DOI: [10.1038/s41467-017-01778-9](https://doi.org/10.1038/s41467-017-01778-9).
- 49 H. Wang and M. Pumera, Fabrication of micro/nanoscale motors, *Chem. Rev.*, 2015, **115**(16), 8704–8735, DOI: [10.1021/acs.chemrev.5b00047](https://doi.org/10.1021/acs.chemrev.5b00047).
- 50 V. Sridhar, B. W. Park and M. Sitti, Light-Driven Janus Hollow Mesoporous TiO₂–Au Microswimmers, *Adv. Funct. Mater.*, 2018, **28**(25), 1704902–1704915, DOI: [10.1002/adfm.201704902](https://doi.org/10.1002/adfm.201704902).
- 51 M. Enachi, M. Guix, V. Postolache, V. Ciobanu, V. M. Fomin, O. G. Schmidt, *et al.*, Light-Induced Motion of Microengines Based on Microarrays of TiO₂ Nanotubes, *Small*, 2016, **12**(39), 5497–5505, DOI: [10.1002/smll.201670203](https://doi.org/10.1002/smll.201670203).
- 52 D. Zhou, Y. C. Li, P. Xu, N. S. McCool, L. Li, W. Wang, *et al.*, Visible-light controlled catalytic Cu₂O–Au micromotors, *Nanoscale*, 2017, **9**(1), 75–78, DOI: [10.1039/C6NR08088J](https://doi.org/10.1039/C6NR08088J).
- 53 W. Liu, X. Chen, X. Ding, Q. Long, X. Lu, Q. Wang, *et al.*, Visible-light-driven cuprous oxide nanomotors with surface-heterojunction-induced propulsion, *Nanoscale Horiz.*, 2021, **6**(3), 238–244, DOI: [10.1039/D0NH00663G](https://doi.org/10.1039/D0NH00663G).
- 54 R. Dong, Y. Hu, Y. Wu, W. Gao, B. Ren, Q. Wang, *et al.*, Visible-light-driven BiOI-based janus micromotor in pure water, *J. Am. Chem. Soc.*, 2017, **139**(5), 1722–1725, DOI: [10.1021/jacs.6b09863](https://doi.org/10.1021/jacs.6b09863).
- 55 Z. Zhan, F. Wei, J. Zheng, C. Yin, W. Yang, L. Yao, *et al.*, Visible light driven recyclable micromotors for “on-the-fly” water remediation, *Mater. Lett.*, 2020, **258**(3), 126825–126838, DOI: [10.1016/j.matlet.2019.126825](https://doi.org/10.1016/j.matlet.2019.126825).
- 56 Y. Huang, H. Xu, H. Yang, Y. Lin, H. Liu and Y. Tong, Efficient Charges Separation Using Advanced BiOI-Based Hollow Spheres Decorated with Palladium and



- Manganese Dioxide Nanoparticles, *ACS Sustain. Chem. Eng.*, 2018, **6**(2), 2751–2757, DOI: [10.1021/acssuschemeng.7b04435](https://doi.org/10.1021/acssuschemeng.7b04435).
- 57 A. Khlyustova, N. Sirotkin, T. Kusova, A. Kraev, V. Titov and A. Agafonov, Doped TiO₂: The effect of doping elements on photocatalytic activity, *Mater. Adv.*, 2020, **1**(5), 1193–1201, DOI: [10.1039/D0MA00171F](https://doi.org/10.1039/D0MA00171F).
- 58 S. S. Mohtar, F. Aziz, A. F. Ismail, N. S. Sambudi, H. Abdullah, A. N. Rosli, *et al.*, Impact of doping and additive applications on photocatalyst textural properties in removing organic pollutants: A review, *Catalysts*, 2021, **11**(10), 1–31, DOI: [10.3390/catal11101160](https://doi.org/10.3390/catal11101160).
- 59 L. Xu, F. Mou, H. Gong, M. Luo and J. Guan, Light-driven micro/nanomotors: From fundamentals to applications, *Chem. Soc. Rev.*, 2017, **46**(22), 6905–6926, DOI: [10.1039/C7CS00516D](https://doi.org/10.1039/C7CS00516D).
- 60 A. Piątkowska, M. Janus, K. Szymański and S. Mozia, C-, n- and s-doped tio₂ photocatalysts: A review, *Catalysts*, 2021, **11**(1), 1–56, DOI: [10.3390/catal11010144](https://doi.org/10.3390/catal11010144).
- 61 X. Cui, J. Li, D. H. L. Ng, J. Liu, Y. Liu and W. Yang, 3D hierarchical ACFs-based micromotors as efficient photo-Fenton-like catalysts, *Carbon*, 2020, **158**, 738–748, DOI: [10.1016/j.carbon.2019.11.048](https://doi.org/10.1016/j.carbon.2019.11.048).
- 62 K. Villa, Exploring innovative designs and heterojunctions in photocatalytic micromotors, *Chem. Commun.*, 2023, **59**(54), 8375–8383, DOI: [10.1039/D3CC01634J](https://doi.org/10.1039/D3CC01634J).
- 63 N. Wolff, V. Ciobanu, M. Enachi, M. Kamp, T. Braniste, V. Duppel, *et al.*, Advanced Hybrid GaN/ZnO Nanoarchitected Microtubes for Fluorescent Micromotors Driven by UV Light, *Small*, 2020, **16**(2), 1–10, DOI: [10.1002/smll.201905141](https://doi.org/10.1002/smll.201905141).
- 64 W. Zhao, Y. Li, P. Zhao, L. Zhang, B. Dai, H. Huang, *et al.*, Insights into the photocatalysis mechanism of the novel 2D/3D Z-Scheme g-C₃N₄/SnS₂ heterojunction photocatalysts with excellent photocatalytic performances, *J. Hazard. Mater.*, 2021, **402**(20), 123711–123726, DOI: [10.1016/j.jhazmat.2020.123711](https://doi.org/10.1016/j.jhazmat.2020.123711).
- 65 S. K. Choi, H. S. Yang, J. H. Kim and H. Park, Organic dye-sensitized TiO₂ as a versatile photocatalyst for solar hydrogen and environmental remediation, *Appl. Catal., B*, 2012, **121**(12), 206–213, DOI: [10.1016/j.apcatb.2012.04.011](https://doi.org/10.1016/j.apcatb.2012.04.011).
- 66 M. Watanabe, Dye-sensitized photocatalyst for effective water splitting catalyst, *Sci. Technol. Adv. Mater.*, 2017, **18**(1), 705–723, DOI: [10.1080/14686996.2017.1375376](https://doi.org/10.1080/14686996.2017.1375376).
- 67 L. Wang, M. N. Popescu, F. Stavale, A. Ali, T. Gemming and J. Simmchen, Cu@TiO₂ Janus microswimmers with a versatile motion mechanism, *Soft Matter*, 2018, **14**(34), 6969–6973, DOI: [10.1039/C8SM00808F](https://doi.org/10.1039/C8SM00808F).
- 68 M. Wittmann, A. Ali, T. Gemming, F. Stavale and J. Simmchen, Semiconductor-Based Microswimmers: Attention to Detail Matters, *J. Phys. Chem. Lett.*, 2021, **12**(39), 9651–9656, DOI: [10.1021/acs.jpcclett.1c02658](https://doi.org/10.1021/acs.jpcclett.1c02658).
- 69 Z. Deng, F. Mou, S. Tang, L. Xu, M. Luo and J. Guan, Swarming and collective migration of micromotors under near infrared light, *Appl. Mater. Today*, 2018, **13**(33), 45–53, DOI: [10.1016/j.apmt.2018.08.004](https://doi.org/10.1016/j.apmt.2018.08.004).
- 70 X. Li, Y. M. Sun, Z. Y. Zhang, N. X. Feng, H. Song, Y. L. Liu, *et al.*, Visible light-driven multi-motion modes CNC/TiO₂ nanomotors for highly efficient degradation of emerging contaminants, *Carbon*, 2019, **155**(2), 195–203, DOI: [10.1016/j.carbon.2019.08.039](https://doi.org/10.1016/j.carbon.2019.08.039).
- 71 J. Wang, Z. Xiong, J. Zheng, X. Zhan and J. Tang, Light-Driven Micro/Nanomotor for Promising Biomedical Tools: Principle, Challenge, and Prospect, *Acc. Chem. Res.*, 2018, **51**(9), 1957–1965, DOI: [10.1021/acs.accounts.8b00254](https://doi.org/10.1021/acs.accounts.8b00254).
- 72 D. Nicholls, A. Deverse, R. Esplin, J. Castañeda, Y. Loyd, R. Nair, *et al.*, Shape-Dependent Motion of Structured Photoactive Microswimmers, *ACS Appl. Mater. Interfaces*, 2018, **10**(21), 18050–18056, DOI: [10.1021/acsmi.8b01940](https://doi.org/10.1021/acsmi.8b01940).
- 73 H. Wang, M. G. Potroz, J. A. Jackman, B. Khezri, T. Marić, N. J. Cho, *et al.*, Bioinspired Spiky Micromotors Based on Sporopollenin Exine Capsules, *Adv. Funct. Mater.*, 2017, **27**(32), 1–9, DOI: [10.1002/adfm.201702338](https://doi.org/10.1002/adfm.201702338).
- 74 S. Shivalkar, S. Yadav, A. Tauheed, M. Tariq, S. K. Samanta, M. P. Sk, *et al.*, Programmed Logic Operation-Based Controlled Movement of Self-Destructive Microbots for Toxic Pesticide Degradation, *ACS Appl. Eng. Mater.*, 2023, **1**(11), 2858–2867, DOI: [10.1021/acsaenm.3c00383](https://doi.org/10.1021/acsaenm.3c00383).
- 75 E. M. Kutorglo, R. Elashnikov, S. Rimpelova, P. Ulbrich, J. Říhová Ambrožová, V. Svorcik, *et al.*, Polypyrrole-Based Nanorobots Powered by Light and Glucose for Pollutant Degradation in Water, *ACS Appl. Mater. Interfaces*, 2021, **13**(14), 16173–16181, DOI: [10.1021/acsmi.0c20055](https://doi.org/10.1021/acsmi.0c20055).
- 76 G. Dharmana, M. P. Srinivasa Rao and D. M. Potukuchi, Visible light driven robust photocatalytic activity in vanadium-doped ZnO/SnS core-shell nanocomposites for decolorization of MB dye towards wastewater treatment, *Inorg. Nano-Met. Chem.*, 2022, **52**(8), 1059–1076, DOI: [10.1080/24701556.2022.2075386](https://doi.org/10.1080/24701556.2022.2075386).
- 77 X. Chen, X. Ding, Y. Liu, J. Li, W. Liu, X. Lu, *et al.*, Highly efficient visible-light-driven Cu₂O@CdSe micromotors adsorbent, *Appl. Mater. Today*, 2021, **25**(2), 101200–101222, DOI: [10.1016/j.apmt.2021.101200](https://doi.org/10.1016/j.apmt.2021.101200).
- 78 X. Li, Y. Zhao, D. Wang and X. Du, Dual-propelled PDA@MnO₂ nanomotors with NIR light and H₂O₂ for effective removal of heavy metal and organic dye, *Colloids Surf., A*, 2023, **658**(22), 130712–130729.
- 79 G. T. Rao and R. V. S. S. N. Ravikumar, Novel Fe-doped ZnO-CdS nanocomposite with enhanced visible light-driven photocatalytic performance, *Mater. Res. Innovations*, 2021, **25**(4), 215–220, DOI: [10.1080/14328917.2020.1774726](https://doi.org/10.1080/14328917.2020.1774726).
- 80 H. Zhu, Y. Li and X. Jiang, Room-temperature synthesis of cuprous oxide and its heterogeneous nanostructures for photocatalytic applications, *J. Alloys Compd.*, 2019, **772**(25), 447–459, DOI: [10.1016/j.jallcom.2018.09.092](https://doi.org/10.1016/j.jallcom.2018.09.092).
- 81 Y. Cui, X. Sheng, P. R. Anusuyadevi, M. Lawoko and A. J. Svagan, Self-assembled carbon spheres prepared from abundant lignin and urea for photocatalytic and self-propelling applications, *Carbon Trends*, 2021, **3**(2), 100040–100052, DOI: [10.1016/j.cartre.2021.100040](https://doi.org/10.1016/j.cartre.2021.100040).
- 82 P. Dhar, S. Narendren, S. S. Gaur, S. Sharma, A. Kumar and V. Katiyar, Self-propelled cellulose nanocrystal based catalytic nanomotors for targeted hyperthermia and



- pollutant remediation applications, *Int. J. Biol. Macromol.*, 2020, **158**(3), 1020–1036, DOI: [10.1016/j.ijbiomac.2020.04.204](https://doi.org/10.1016/j.ijbiomac.2020.04.204).
- 83 M. Jamdar, R. Monsef, S. H. Ganduh, E. A. Dawi, L. S. Jasim and M. Salavati-Niasari, Unraveling the potential of sonochemically achieved DyMnO₃/Dy₂O₃ nanocomposites as highly efficient visible-light-driven photocatalysts in decolorization of organic contamination, *Ecotoxicol. Environ. Saf.*, 2024, **269**(23), 115801–115813, DOI: [10.1016/j.ecoenv.2023.115801](https://doi.org/10.1016/j.ecoenv.2023.115801).
- 84 Y. S. Kochergin, K. Villa, A. Nemeškalová, M. Kuchař and M. Pumera, Hybrid Inorganic–Organic Visible–Light–Driven Microrobots Based on Donor–Acceptor Organic Polymer for Degradation of Toxic Psychoactive Substances, *ACS Nano*, 2021, **15**(11), 18458–18468, DOI: [10.1021/acsnano.1c08136](https://doi.org/10.1021/acsnano.1c08136).
- 85 M. Liu, J. Jiang, H. Tan, B. Chen, J. Ou, H. Wang, *et al.*, Light-driven Au–ZnO nanorod motors for enhanced photocatalytic degradation of tetracycline, *Nanoscale*, 2022, **14**(35), 12804–12813, DOI: [10.1039/D2NR02441A](https://doi.org/10.1039/D2NR02441A).
- 86 K. Feng, J. Gong, J. Qu, R. Niu and J. Gong, Dual-Mode-Driven Micromotor Based on Foam-like Carbon Nitride and Fe₃O₄ with Improved Manipulation and Photocatalytic Performance, *ACS Appl. Mater. Interfaces*, 2022, **14**(39), 44271–44281, DOI: [10.1021/acsmi.2c10590](https://doi.org/10.1021/acsmi.2c10590).
- 87 J. Wang, J. Si, Y. Hao, J. Li, P. Zhang, C. Zuo, *et al.*, Halloysite-Based Nanorockets with Light-Enhanced Self-Propulsion for Efficient Water Remediation, *Langmuir*, 2022, **38**(3), 1231–1242, DOI: [10.1021/acs.langmuir.1c03024](https://doi.org/10.1021/acs.langmuir.1c03024).
- 88 Y. Ying, J. Plutnar and M. Pumera, Six-Degree-of-Freedom Steerable Visible-Light-Driven Microsubmarines Using Water as a Fuel: Application for Explosives Decontamination, *Small*, 2021, **17**(23), 1–10, DOI: [10.1002/sml.202100294](https://doi.org/10.1002/sml.202100294).
- 89 S. M. Beladi-Mousavi, S. Hermanová, Y. Ying, J. Plutnar and M. Pumera, A Maze in Plastic Wastes: Autonomous Motile Photocatalytic Microrobots against Microplastics, *ACS Appl. Mater. Interfaces*, 2021, **13**(21), 25102–25110, DOI: [10.1021/acsmi.1c04559](https://doi.org/10.1021/acsmi.1c04559).
- 90 X. Zhou, Z. Li, L. Tan, Y. Zhang and Y. Jiao, Near-Infrared Light-Steered Graphene Aerogel Micromotor with High Speed and Precise Navigation for Active Transport and Microassembly, *ACS Appl. Mater. Interfaces*, 2020, **12**(20), 23134–23144, DOI: [10.1021/acsmi.0c04970](https://doi.org/10.1021/acsmi.0c04970).
- 91 J. Wang and W. Gao, Nano/microscale motors: Biomedical opportunities and challenges, *ACS Nano*, 2012, **6**(7), 5745–5751, DOI: [10.1021/nn3028997](https://doi.org/10.1021/nn3028997).
- 92 J. Elgeti, R. G. Winkler and G. Gompper, Physics of microswimmers - Single particle motion and collective behavior: A review, *Rep. Prog. Phys.*, 2015, **78**(5), 56601, DOI: [10.1088/0034-4885/78/5/056601](https://doi.org/10.1088/0034-4885/78/5/056601).
- 93 H. Jiang, X. He, M. Yang and C. Hu, Visible Light-Driven Micromotors in Fuel-Free Environment with Promoted Ion Tolerance, *Nanomaterials*, 2023, **13**(12), 15987–15999, DOI: [10.3390/nano13121827](https://doi.org/10.3390/nano13121827).
- 94 Y. Liu, Y. Tang, P. Wang and H. Zeng, Carbonaceous halloysite nanotubes for the stabilization of Co, Ni, Cu and Zn in river sediments, *Environ. Sci.: Nano*, 2019, **6**(8), 2420–2428, DOI: [10.1039/C9EN00326F](https://doi.org/10.1039/C9EN00326F).
- 95 J. Xue, M. Zhang, J. Yong, Q. Chen, J. Wang, J. Xu, *et al.*, Light-Switchable Biocatalytic Covalent–Organic Framework Nanomotors for Aqueous Contaminants Removal, *Nano Lett.*, 2023, **23**(23), 11243–11251, DOI: [10.1021/acsnanolett.3c03766](https://doi.org/10.1021/acsnanolett.3c03766).
- 96 N. Xing, Y. Lyu, J. Yang, X. Zhang, Y. Han and Z. D. H. L. N. and J. L. Weilin, Motion-based phenol detection and degradation using 3D hierarchical AA–NiMn–CLDHs@HNTs–Ag nanomotors, *Environ. Sci.: Nano*, 2022, **9**(8), 2815–2826, DOI: [10.1039/D2EN00322H](https://doi.org/10.1039/D2EN00322H).
- 97 Z. He, Y. Li, L. Yang, Y. Li, D. Cao, S. Wang, *et al.*, Sunlight-triggered prebiotic nanomotors for inhibition and elimination of pathogen and biofilm in aquatic environment, *J. Colloid Interface Sci.*, 2024, **665**(2), 634–642, DOI: [10.1016/j.jcis.2024.03.163](https://doi.org/10.1016/j.jcis.2024.03.163).
- 98 J. Wang, Z. Xiong and J. Tang, The Encoding of Light-Driven Micro/Nanorobots: from Single to Swarming Systems, *Adv. Intell. Syst.*, 2021, **3**(4), 233–248, DOI: [10.1002/aisy.202000170](https://doi.org/10.1002/aisy.202000170).
- 99 M. Yuan, M. Gong, H. Huang and Z. Y. Y. and S. W. Yu, Bubble-propelled plasmon-reinforced Pt–ZnIn₂S₄ micromotors for stirring-free photocatalytic water purification, *Inorg. Chem. Front.*, 2022, **9**(22), 5725–5734, DOI: [10.1039/D2QI01291J](https://doi.org/10.1039/D2QI01291J).
- 100 J. Zeng, L. Xie, T. Liu, Y. He, W. Liu, Q. Zhang, *et al.*, Super-Assembled Multilayered Mesoporous TiO₂ Nanorockets for Light-Powered Space-Confined Microfluidic Catalysis, *ACS Appl. Mater. Interfaces*, 2023, **3**(1), 788–799, DOI: [10.1021/acsmi.3c19302](https://doi.org/10.1021/acsmi.3c19302).
- 101 D. Cui, X. Lyu, S. Duan, Y. Peng and W. Wang, Rhodium Oxide Nanorod Motors Powered by Light across the Full Visible Spectrum, *ACS Appl. Nano Mater.*, 2022, **5**(10), 14235–14240, DOI: [10.1021/acsanm.2c03560](https://doi.org/10.1021/acsanm.2c03560).
- 102 H. Sun, L. Wang, F. Guo, Y. Shi, L. Li, X. Zheng and W. S. Xu Yan, Fe-doped g-C₃N₄ derived from biowaste material with Fe–N bonds for enhanced synergistic effect between photocatalysis and Fenton degradation activity in a broad pH range, *J. Alloys Compd.*, 2022, **900**(2), 163410–163419, DOI: [10.1016/j.jallcom.20](https://doi.org/10.1016/j.jallcom.20).
- 103 Z. Chen, J. Jiang, X. Wang, H. Zhang, B. Song and B. Dong, Visible light-regulated BiVO₄-based micromotor with biomimetic ‘predator-bait’ behavior, *J. Mater. Sci.*, 2022, **57**(6), 4092–4103, DOI: [10.1007/s10853-022-06882-w](https://doi.org/10.1007/s10853-022-06882-w).

