



Cite this: *Chem. Commun.*, 2025, 61, 11053

Received 27th April 2025,
Accepted 16th June 2025

DOI: 10.1039/d5cc02354h

rsc.li/chemcomm

Asymmetric total syntheses of immunosuppressive diterpenoids triptobenzenes N and R via a remote Csp³–H functionalization†‡

Nanda Kishore Roy,^{§a} Ranjit Murmu,^{§a} Mintu Munda,^{§a} Sovan Niyogi^{§a} and Alakesh Bisai^{§*ab}

The total syntheses of the naturally occurring diterpenoids triptobenzenes N (**1c**) and R (**1d**) have been accomplished via a late-stage δ-Csp³–H functionalization of an enone intermediate. The highly functionalized dienone intermediate **2** was utilized as a common scaffold for this study. An XRD analysis of compounds **8** and **4** confirmed the stereochemistry of the quaternary centers of the abietane core. Finally, a chemoselective ketal protection and reduction completed the first total syntheses of the immunosuppressive diterpenoids triptobenzenes N (**1c**) and R (**1d**).

The abietane diterpenoids (**1a–d**; Fig. 1) are architecturally complex secondary metabolites sharing a carbocyclic core having a *trans*-decalin motif and are useful targets for drug discovery.¹ In the modern era, scientists have been interested in synthesizing such diterpenoids not only because of their interesting structural scaffolds but also for their important bioprofiles.¹ In 1999, Li *et al.* isolated diterpenoids named triptobenzenes L (**1a**) and N (**1c**) as well as 15 other diterpenoids from the *T_{II}* extract of *T. wilfordii*.² Later, in 2013, Song *et al.* isolated triptobenzene R (**1d**) from the roots of *T. wilfordii*, along with four more abietane diterpenoids.³ Structurally, both triptobenzenes N (**1c**) and R (**1d**) contain two quaternary stereogenic centers and a primary alcohol group in the 'A' ring. Triptobenzene N (**1c**) also contains an additional benzylic ketone functionality. Recent studies revealed significant pharmacological activities of the isolate of *T. wilfordii*, including

antifertility,⁴ *anti*-rheumatoid-arthritis⁵ and immunosuppressive⁶ activities.

Structurally, abietane diterpenoids **1a–d** share a common 6/6/6 carbocyclic framework with three contiguous stereogenic centers [four for each of **1a** and **1b**] where a *trans*-decalin scaffold is embedded with an aromatic ring (Fig. 1). Importantly, two stereogenic centers feature challenging all-carbon quaternary centers situated at the 1 and 3 positions of the cyclohexane A ring.⁷

Despite important bioprofiles reported for selected congeners, there are only a few reports on asymmetric total syntheses of diterpenoids **1a–d**. In 2018, Carter *et al.* reported on an L-proline-sulfonamide-catalyzed Yamada–Otani reaction and a Pummerer reaction as key strategies for synthesizing aromatic abietane diterpenoids.⁸ In 2023, Chou *et al.* reported a semi-synthetic route to aromatic abietanes starting from commercially available dehydroabietic acid.⁹ Recently, our group¹⁰ reported a catalytic asymmetric approach to diterpenoids **1a–b**. However, no synthesis of immunosuppressive diterpenoids triptobenzenes N (**1c**) and R (**1d**) has yet been reported.

Metal-free activation of typically inert Csp³–H bonds is one of the most important research topics of modern organic synthesis. In this regard, in 2022, our group reported on functionalization of an aliphatic Csp³–H bond of an indolosesquiterpene moiety for the total syntheses of naturally xiamycins C–F achieved by utilizing the pioneering work of Tahara *et al.*^{11a,b} Herein, we report a highly regioselective remote Csp³–H activation for the first total

^a Department of Chemical Sciences, Indian Institute of Science Education and Research Kolkata, Mohanpur, 741246, West Bengal, India.
E-mail: alakesh@iiserkol.ac.in

^b Department of Chemistry, Indian Institute of Science Education and Research Bhopal, Bhauri, Bhopal – 462 066, Madhya Pradesh, India

† This paper is dedicated respectfully to Prof. Deevi Basavaiah, University of Hyderabad, India, on the occasion of his 75th birthday.

‡ Electronic supplementary information (ESI) available. CCDC 2411032 (**8**) and 2417922 (**4**). For ESI and crystallographic data in CIF or other electronic format see DOI: <https://doi.org/10.1039/d5cc02354h>

§ These authors contributed equally.

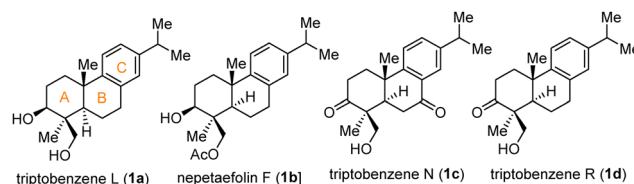
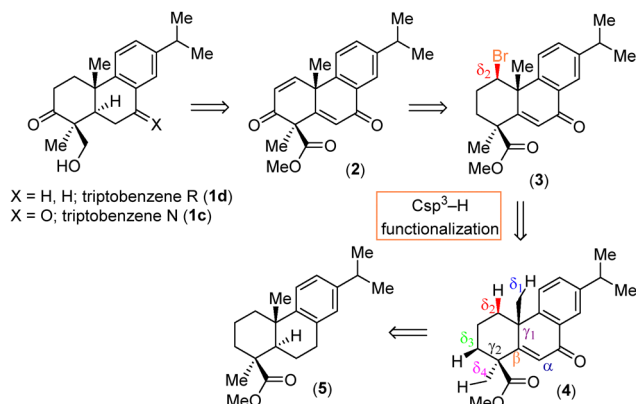


Fig. 1 Naturally occurring abietane diterpenoids **1a–d**.





Scheme 1 Our retrosynthetic analysis.

syntheses of the abietane diterpenoids triptobenzenes N (**1c**) and R (**1d**). Our retrosynthetic approach is outlined in Scheme 1. It was envisioned that a collective total synthesis of naturally occurring abietane diterpenoids **1c–d** could be accomplished from an advanced highly functionalized enone **2** (Scheme 1). Enone **2** could be made by carrying out a β -elimination of tricyclic bromo compound **3** followed by allylic oxidation. The secondary bromide **3** could be derived from the enone **4** via a key formal Csp³–H functionalization,^{11a,b} which in turn could be accessed from the methyl calistrisate **5** in two steps (Scheme 1).

Based on above hypothesis, we started our synthesis from abietic acid **6**, a naturally occurring diterpenoid (Scheme 2). Compound **6** was converted to methyl calistrisate **5** following our reported procedure (Scheme 2).^{12a}

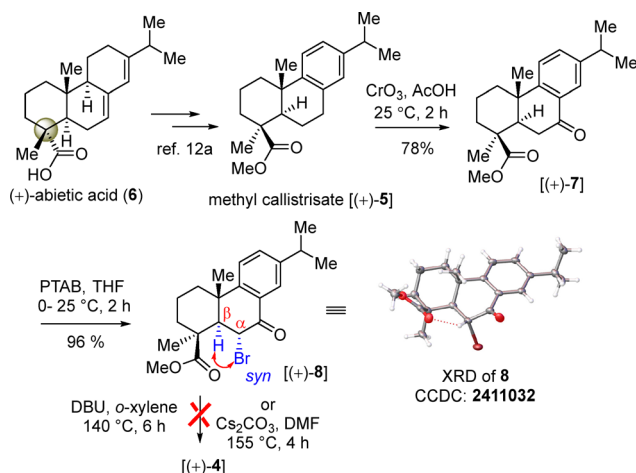
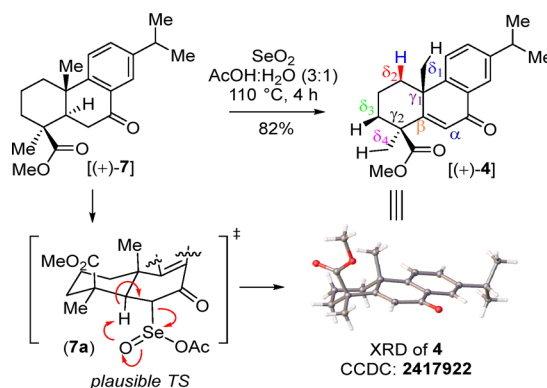
Then, benzylic oxidation of **5** afforded product **7** in 78% yield. Next, we thought of accessing enone **4** following a two-step protocol, namely α -bromination of **7** with phenyl trimethyl ammonium tribromide (PTAB) followed by β -elimination. Although, a reaction of **7** with PTAB afforded, in 96% yield, α -bromo ketone **8**, whose identity was unequivocally proved from an X-ray analysis [CCDC 2411032†], we were unfortunately unable to access enone **4** from **8** under base-promoted β -elimination. In fact, the XRD analysis of **8** (as reported earlier

by Clark *et al.*,^{12b} CCDC 2411032†) showed a *syn* orientation of β -H with the α -Br atom. Additionally, epimerization of α -Br was considered probably not possible due to the ' α -H' of keto **8** being stabilized through an H-bonding interaction with 'O' of the ester (Scheme 2). Gratifyingly, a one-step procedure using SeO₂ under an elevated temperature afforded **4** in 82% yield.¹³ The structure of **4** was also confirmed from an XRD analysis (CCDC 2417922†). A plausible mechanism for enone formation through intermediate **7a** is shown in Scheme 3.

Having secured enone **4**, we next looked into the key Csp³–H functionalization (Table 1). Towards this goal, we screened various conditions under metal-free formal C–H activation pathway affording Csp³–H halogenation. Initially, we tried several reactions using iodine with PhI(OAc)₂ in the presence of light or under an elevated temperature. However, to our displeasure, these reactions led to a multitude of spots or decomposition of the mass balance. Initially, it was believed that the presence of angular methyl and axial ester at the 1,3-position of the A ring (Fig. 1) would create difficulties for the Csp³–H bond activation.

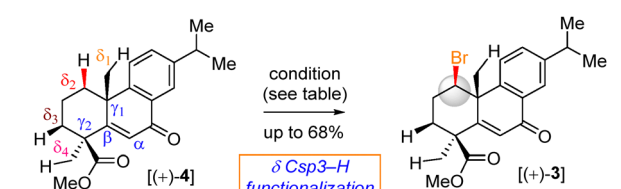
Thus, we thought of investigating our previously reported conditions on the formal Csp³–H functionalization (Table 1).^{11a,b} We hence carried out a thorough screening of acids, solvents, electrophiles, and the best result was obtained using NBS as an electrophile in the presence of catalytic sulfuric acid in acetic anhydride solvent (Table 1). Following an exhaustive optimization, it was found that product **3** could be obtained in an isolated yield of 68% (entry 8, Table 1). Delightfully, secondary bromide **3** was obtained as a single diastereomer (dr > 20:1), suggesting a highly face-selective nature of this δ -Csp³–H functionalization.

A proposed mechanism for the Csp³–H functionalization of **4** with NBS in the presence of catalytic sulfuric acid is illustrated in Scheme 3. According to this proposal, activation of the enone **4** with acetic anhydride leads to enol acetate carbocation intermediate **4b** via protonated species **4a** (Scheme 3). Next, a *syn*-selective 1,2-migration of the angular methyl group occurs, forming olefin intermediate **4d** via a relatively stable benzylic carbocation **4c** (Scheme 3). Subsequently, the formation of a bromonium ion intermediate **4e** from the convex face is followed by another *syn*-selective 1,2-migration of the methyl group (see, intermediates **4f–g**) ultimately resulting in compound **3** as a single diastereomer (Scheme 4).^{11b}

Scheme 2 Synthesis of α -bromo ketone **8**.

Scheme 3 Synthesis of enone [(+)-4].



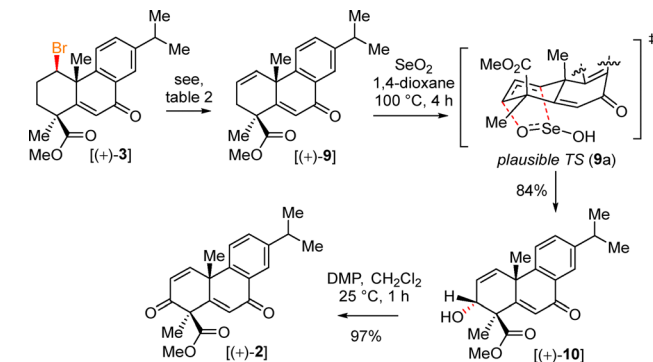
Table 1 Optimization of δ -Csp³-H functionalization of [(+)-4]


Entry	Solvent	Br ⁺ source	H ⁺ source (cata.)	Temp (°C)	Time (h)	Yield ^{a,b} (%)
1.	CH ₂ Cl ₂	Br ₂ (1.1 eq.)	HCl	20	8	— ^c
2.	Ac ₂ O	Br ₂ (1.2 eq.)	AcOH	25	8	— ^c
3.	AcOH	NBS (1.2 eq.)	H ₂ SO ₄	20	6	— ^d
4.	CH ₂ Cl ₂	NBS (1.1 eq.)	H ₂ SO ₄	20	4	13
5.	CH ₂ Cl ₂	NBS (1.1 eq.)	H ₂ SO ₄	25	8	17
6.	DCE ^e	NBS (1.1 eq.)	H ₂ SO ₄	25	8	38
7.	Ac ₂ O	NBS (1.1 eq.)	H ₂ SO ₄	25	2	57
8.	Ac ₂ O	NBS (1.1 eq.)	H ₂ SO ₄	25	4	68
9.	Ac ₂ O	NBS (1.1 eq.)	H ₂ SO ₄	30	4	63
10.	Ac ₂ O	NBS (1.1 eq.)	H ₂ SO ₄	40	6	62

^a Optimization reactions were carried out on 0.10 mmol of substrate. ^b Yields are reported for products obtained after column chromatography. ^c Starting materials at levels of 48–56% were recovered in addition to decomposition products. ^d Complex mixture of products. ^e DCE = 1,2-dichloroethane.

After successful δ -Csp³-bromination, an E2-elimination of secondary bromide **3** was performed to achieve olefin **9** in 96% yield (Scheme 5 and Table 2).¹⁴

Next, allylic oxidation of olefin **9** with SeO₂ under an elevated temperature afforded allylic alcohol **10** in 84% yield as a single diastereomer (dr > 20:1). A plausible transition state for the allylic oxidation is depicted in Scheme 5. Due to steric hindrance created by the angular methyl group, SeO₂ was believed to approach from the α -face of **9**, forming a single diastereomer of **10**. Next, DMP oxidation of **10** afforded diketone intermediate **2** in 97% yield (Scheme 5). Furthermore, hydrogenation of bis-enone derivative **2** in the presence of 10% (w/w)



Scheme 5 Synthesis of di-enone [(+)-2].

Table 2 Optimization of E2-elimination of secondary bromide **3**

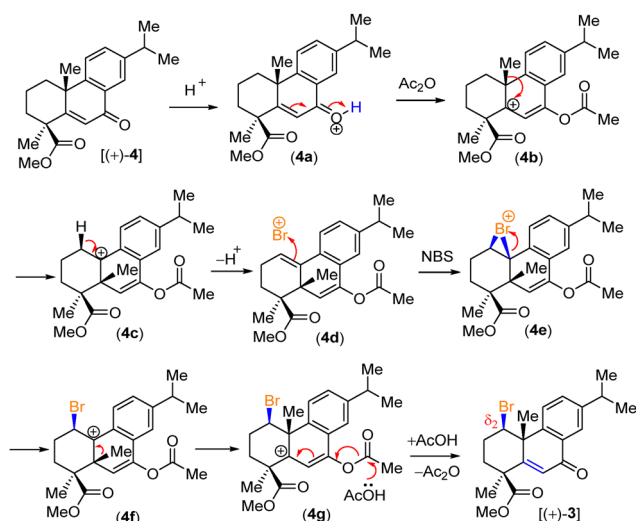
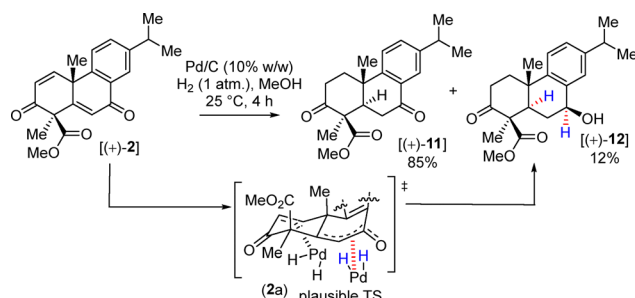
Entry ^a	Solvent	Base	Temp (°C)	Time (h)	Yield ^b (%)
1.	<i>o</i> -Xylene	DBU	140	6	45
2.	DMF	Na ₂ CO ₃	155	6	52
3.	DMF	K ₂ CO ₃	155	4	77
4.	DMF	CS ₂ CO ₃	155	1	96

^a Optimization was carried out on 0.10 mmol of substrate. ^b Yields are reported for products obtained after column chromatography.

Pd/C and H₂ (1 atm.) furnished **11** in 85% yield along with **12** as an over-reduced product (Scheme 6). During a longer period of hydrogenation, the benzylic enone could also co-ordinate with the Pd surface and stereoselectively transfer H₂ onto the more exposed α -face of enone **2** (Scheme 6).

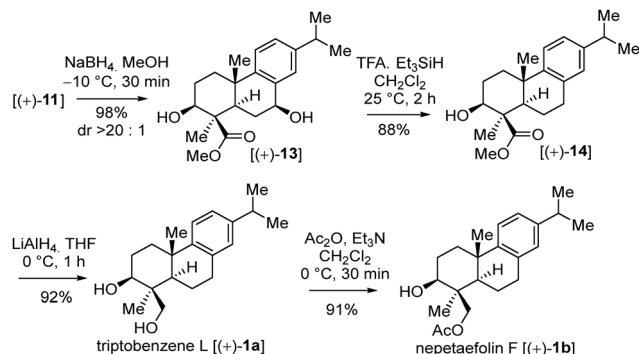
Next, a highly diastereoselective reduction of diketone **11** with NaBH₄ at –10 °C for 30 min furnished diol **13** in 98% yield with a dr > 20:1 (Scheme 7). With diol **13** secured, we then moved ahead with the synthesis of triptobenzene L (**1a**). Accordingly, chemoselective reduction of **13** using TFA/Et₃SiH furnished the β -hydroxy ester **14** in 88% yield, which was followed by LiAlH₄ reduction to complete the synthesis of triptobenzene L (**1a**) (Scheme 7). Along a similar line, a site-selective monoacetylation of triptobenzene L (**1a**) completed the total synthesis of nepetaefolin F (**1b**) (Scheme 7).

Next, total syntheses of triptobenzene N (**1c**) and triptobenzene R (**1d**) were undertaken (Schemes 8 and 9). In this regard, bis-ketal protection of **11** using excess equivalents of ethylene glycol in the presence of catalytic *p*-TSA under refluxing toluene

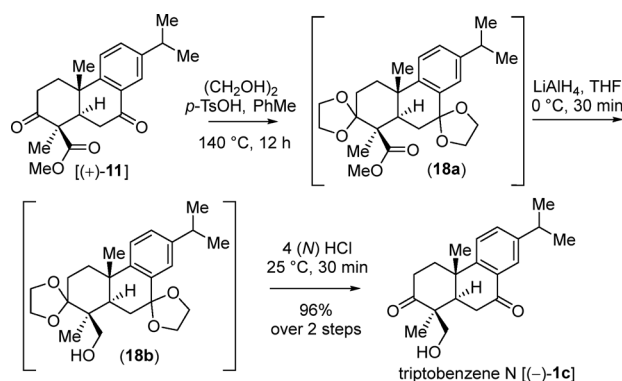
Scheme 4 Plausible mechanism of Csp³-H bromination of [(+)-4].

Scheme 6 Synthesis of di-ketone [(+)-11].

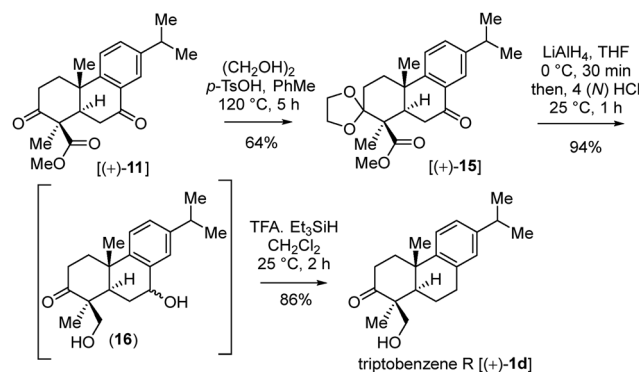




Scheme 7 Total syntheses of triptobenzene L [(+)-1a] and nepetaefolin F [(+)-1b].



Scheme 8 Total synthesis of triptobenzene N [(-)-1c].



Scheme 9 Total synthesis of triptobenzene R [(+)-1d].

furnished bis-ketal **18a** (Scheme 8).¹⁵ Next, LiAlH₄ reduction of **18a** in the same pot (see **18b**) followed by deprotection of bis-ketal completed the first total synthesis of triptobenzene N (**1c**) (Scheme 8).

Conversely, the chemoselective ketal protection in refluxing toluene afforded **15** in 64% yield (Scheme 9).¹⁶ Finally, LiAlH₄ reduction of ester **15** followed by the ketal deprotection (see diol **16**), and subsequent treatment with TFA/Et₃SiH completed the first total synthesis of triptobenzene R (**1d**) (Scheme 9).

In conclusion, the first total syntheses of the immunosuppressive diterpenoids triptobenzenes N (**1c**) and R (**1d**) have been accomplished *via* a key Csp³-H functionalization. XRD analyses of enone **4** and α -bromoketone **8** indirectly confirmed the stereochemistry of the quaternary centers of these diterpenoids. Further application of this Csp³-H functionalization strategy in the context of total syntheses of other complex natural products is ongoing in our laboratory.

Financial support from the SERB [CRG/2023/000782] [SCP/2022/000486], STARS-MoE [STARS/2023/0753] and CSIR [02(0403)/21/EMR-II] is gratefully acknowledged. NKR thanks the UGC; RM thanks the CSIR for research fellowships. AB is a SERB-STAR Fellow and sincerely acknowledges the SERB [STR/2020/000061] for generous support.

Conflicts of interest

There are no conflicts to declare.

Data availability

The data supporting this article have been included in the ESI.† CCDC 2411032 and 2417922 contain the crystallographic data for compounds **8** and **4** reported in this article.†

Notes and references

- H. Duan, Y. Takaishi, H. Momota, Y. Ohmoto, T. Taki, Y. Jia and D. Li, *J. Nat. Prod.*, 1999, **62**, 1522–1525.
- C. G. Zhang, G. X. Chou, X. D. Mao, Q. S. Yang and J. L. Zhou, *J. Nat. Prod.*, 2017, **80**, 1742–1749.
- J.-Y. Lia, Y. Peng, L.-Z. Lia, P.-Y. Gao, C. Gao, S.-X. Xia and S.-J. Song, *Helv. Chim. Acta*, 2013, **96**, 313–319.
- J.-P. Bai and Y.-L. Shi, *Contraception*, 2002, **65**, 441–445.
- J. Cibere, Z. Deng, Y. Lin, R. Ou, Y. He, Z. Wang, A. Thorne, A. J. Lehman, I. K. Tsang and J. M. Esdaile, *J. Rheumatol.*, 2003, **30**, 465–467.
- J. M. Fidler, G. Y. Ku, D. Piazza, R. Xu, R. Jin and Z. Chen, *Transplantation*, 2002, **74**, 445–457.
- J.-W. Yang and Y. Orihara, *Tetrahedron*, 2002, **58**, 1265–1270.
- X. Li and R. G. Carter, *Org. Lett.*, 2018, **20**, 5546–5549.
- X.-D. Mao, T.-T. Du, Q. Gu Li, Yang, H.-L. Shi, R. Hong and G.-X. Chou, *ACS Omega*, 2023, **8**, 14830–14840.
- (a) R. Murmu, D. Jana, S. Noskar, M. Majhi and A. Bisai, *J. Org. Chem.*, 2025, **90**, 4973–4992; (b) R. Murmu, S. Kundu, M. Maji, S. Pal, A. Mondal and A. Bisai, *Chem. Commun.*, 2024, **60**, 9737–9740.
- (a) H. Mizuno, T. Ohsawa and A. Tahara, *Chem. Pharm. Bull.*, 1976, **24**, 1527–1531; (b) M. Munda, R. Nandi, V. R. Gavitt, S. Kundu, S. Niyogi and A. Bisai, *Chem. Sci.*, 2022, **13**, 11666–11671.
- (a) M. Munda, D. Chatterjee, M. Majhi, S. Biswas, D. Pal and A. Bisai, *RSC Adv.*, 2024, **14**, 20420–20424; (b) J. F. Cutfield, T. N. Waters and G. R. Clark, *J. Chem. Soc., Perkin Trans. 2*, 1974, 150–157.
- M. A. El Had, J. J. Guardia, J. M. Ramos, M. Taourirte, R. Chahboun and E. Alvarez-Manzaneda, *Org. Lett.*, 2018, **20**, 5666–5670.
- R. P. Robinson, L. Buckbinder, A. I. Haugeto, P. A. McNiff, M. L. Millham, M. R. Reese, J. F. Schaefer, Y. A. Abramov, J. Borden, Y. A. Chantigny, E. F. Kleinman, E. R. Laird, B. P. Morgan, J. C. Murray, E. D. Salter, M. D. Wessel and S. A. Yocum, *J. Med. Chem.*, 2009, **52**, 1731–1743.
- J.-L. Dong, L.-S.-H. Yu and J.-W. Xie, *ACS Omega*, 2018, **3**, 4974–4985.
- (a) F. Ono, H. Takenaka, T. Fujikawa, M. Mori and T. Sato, *Synthesis*, 2009, 1318–1322; (b) S. Kundu, D. Jana, N. Mandal, A. Mondal, R. Murmu, N. K. Roy, A. Datta and A. Bisai, *Chem. Sci.*, 2024, **15**, 14946–14953.

