

# ChemComm

Chemical Communications

Accepted Manuscript

This article can be cited before page numbers have been issued, to do this please use: A. Casnati and C. G. Werncke, *Chem. Commun.*, 2025, DOI: 10.1039/D5CC02761F.



This is an Accepted Manuscript, which has been through the Royal Society of Chemistry peer review process and has been accepted for publication.

Accepted Manuscripts are published online shortly after acceptance, before technical editing, formatting and proof reading. Using this free service, authors can make their results available to the community, in citable form, before we publish the edited article. We will replace this Accepted Manuscript with the edited and formatted Advance Article as soon as it is available.

You can find more information about Accepted Manuscripts in the [Information for Authors](#).

Please note that technical editing may introduce minor changes to the text and/or graphics, which may alter content. The journal's standard [Terms & Conditions](#) and the [Ethical guidelines](#) still apply. In no event shall the Royal Society of Chemistry be held responsible for any errors or omissions in this Accepted Manuscript or any consequences arising from the use of any information it contains.

## ARTICLE

## Linear Open-Shell 3d-Metal Silylamides – A Versatile Tool in Coordination Chemistry

Alessandra Casnati, C. Gunnar Werncke<sup>a,\*</sup>Received 00th January 20xx,  
Accepted 00th January 20xx

DOI: 10.1039/x0xx00000x

Linear 3d-metal complexes with open-shell metal ions have fascinated coordination chemists for decades. Originally the focus lied on metal(II) species, yet the synthetic possibilities to acquire their reduced analogues, together with the introduction of NHC's as stabilizing co-ligands, has expanded the structural knowledge and feasible oxidation states to +I and even 0. Despite a certain wealth of structural data, the knowledge about the reactivity or even catalytic applications of such compounds remained comparably thin for a long time given the intrinsic lability of these coordinatively and electronically unsaturated compounds. In this feature article we review the emerging chemistry and reactivity of silylamide based complexes, as mostly for these a comprehensive, broader picture of their reactivity patterns has been developed in recent years. Together with related, selected reactivity examples of other linear metal complexes, the review shall serve as an entry point for interested molecular organic/inorganic chemists to join the scientific endeavour within this field.

## Introduction

Low-coordinate open-shell 3d-metal complexes, more precisely linear complexes have fascinated inorganic chemists for decades, as reflected in a number of reviews over the time.<sup>1,2</sup> The interest is founded foremost in acquiring a fundamental understanding of an electronically and coordinatively highly unsaturated metal ion. Further, these molecules may provide general insights into elusive low-coordinate intermediates in catalysis. Seminal research on low-coordinate 3d-metal complexes dates back to the 1960s when Bürger and Wannagat used the hexamethyldisilazanide ligand ( $-\text{N}(\text{SiMe}_3)_2$ ) for the synthesis of the di- or trivalent 3d-transition metal complexes  $\text{M}^n(\text{N}(\text{SiMe}_3)_2)_n$  ( $n = 2, 3$ ).<sup>3,4</sup> They were unaware at the time that the divalent  $\text{M}(\text{N}(\text{SiMe}_3)_2)_2$  actually forms dimers ( $\text{Mn} - \text{Co}$ )<sup>5,6</sup> or solvent adducts ( $\text{Cr} - \text{Ni}$ )<sup>6–10,11,12</sup> but can occur monomeric in solution.<sup>10,12–14</sup> Evidence for actual linear open-shell 3d-metal complexes was obtained in the gas phase via electron diffraction studies in 1985 for  $\text{Mn}(\text{CH}_2^t\text{Bu})_2$ .<sup>15</sup> In the same year  $\text{Mn}(\text{C}(\text{SiMe}_3)_3)_2$  (Figure 1, left) was structurally characterized by single-crystal X-Ray diffraction analysis.<sup>16</sup> In the following decades a variety of two-coordinate 3d-metal(II) complexes bearing different sterically encumbering anionic ligands  $\text{X}^-$  such as terphenyls,<sup>17</sup> (thio)phenolates,<sup>18</sup> primary arylamides<sup>19,20,21</sup> or secondary (aryl)silylamides (Figure 1) was reported.<sup>21,22</sup> These complexes are often stabilized by intramolecular metal-arene interactions,<sup>2</sup> with interligand dispersion forces being a further contributing factor.<sup>23</sup>

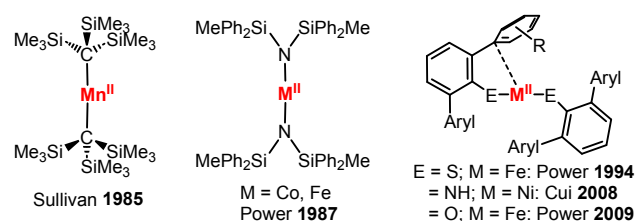
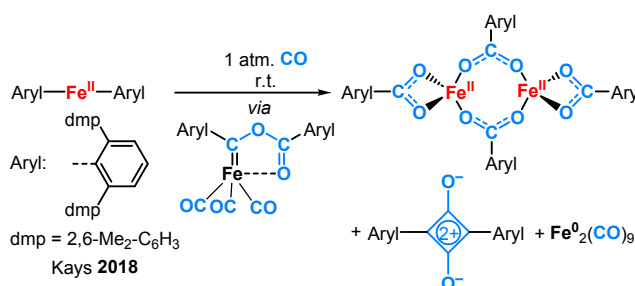


Figure 1. Seminal examples of linear open-shell 3d-metal(II) compounds.

Despite the well-developed synthetic access, comprehensive reactivity studies on linear complexes is still lacking. For a long time it allowed only for a fragmented insight into the reactivity of a two-coordinate metal(II) ion. A fundamental problem is associated with maintaining the integrity of the central  $\text{MX}_2$  fragment. The reaction with substrates is often associated with insertion into the  $\text{M}-\text{X}$  bond, subsequent rearrangements and/or redox state dis/comproportionation, often in an unpredictable manner. A representative example is the reaction of  $\text{Fe}(\text{Aryl})_2$  with CO (Scheme 1): It leads amongst other to purely organic products and aryl free metal carbonyls.<sup>24</sup>



Scheme 1. Deconstruction of a linear iron(II) aryl complex by reaction with CO under M–L bond insertion, redox disproportionation and complete ligand rearrangement.

<sup>a</sup> Philipps-University Marburg, Department of Chemistry, Hans-Meerwein-Str. 4, D-35037 Marburg, Germany; E-Mail: [gunnar.werncke@chemie.uni-marburg.de](mailto:gunnar.werncke@chemie.uni-marburg.de)<sup>b</sup> Leipzig University, Faculty of Chemistry, Institute of Inorganic Chemistry and Crystallography, Johannisallee 29, D-04103 Leipzig, Germany; E-Mail: [gunnar.werncke@chemie.uni-leipzig.de](mailto:gunnar.werncke@chemie.uni-leipzig.de)

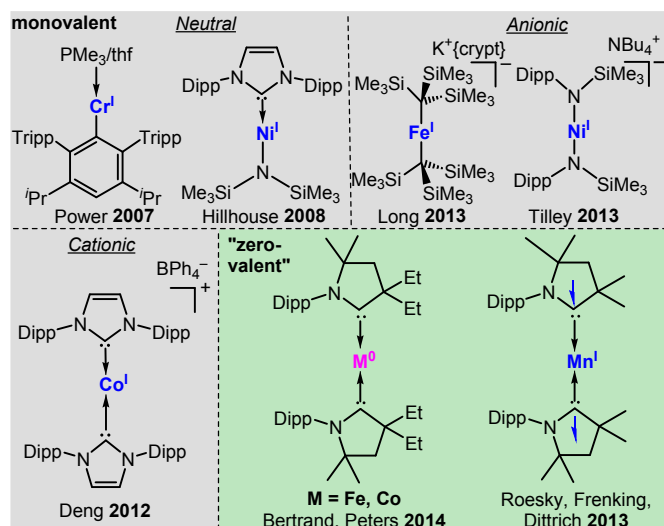


Figure 2. Seminal examples of linear open-shell 3d-metal(I) complexes.

Further, the coordinatively and electronically deficient nature of a two-coordinate 3d-metal(II) ion lacks to a certain degree the electrons/reducibility for many bond activation and cleavage processes. It was overcome by reduction of the metal ion to the monovalent and even zerovalent state, aided by N-heterocyclic carbenes (NHC) as well as cyclic amino alkyl carbenes (cAAC, Figure 2).<sup>25</sup> Here the  $\pi$ -accepting capabilities of carbenes stabilizes the low-valent metal center via back donation into the empty p-orbital of the carbene.<sup>25,26</sup> The electron-accepting nature of especially cAAC's is exemplified for  $Mn(cAAC)_2$ .<sup>27</sup> Here, the metal is not zero-valent but adopts the oxidation state +I with a  $4s^1d^5$  configuration. The metal(I) ion couples antiferromagnetically with an electron that resides equally on both cAAC ligands. For Fe and Co delocalisation of spin density onto the carbene ligands is less pronounced (approx.  $0.25 e^-$ )<sup>28,29</sup> and is mostly absent for Ni due to its stable  $d^{10}$  configuration.<sup>30</sup> For cationic complexes  $[ML_2]^+$  ( $L = NHC$  or cAAC;  $M = Cr, Fe - Ni$ )<sup>28,31</sup> the spin density is predicted to be metal centered due to charge-dependent d-orbital contraction.

### Scope

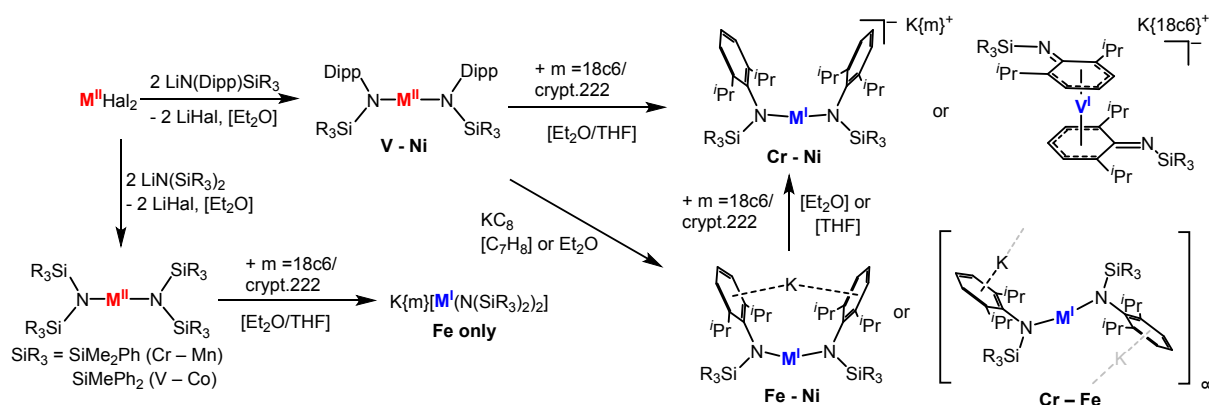
In this perspective we will give an overview of the synthesis of linear metal(II/I) complexes, their electronic properties as well

as emerging reactivity patterns. We will mostly regard compounds containing silylamide ligands ( $L = X$ ), namely those of the type  $[MX_2]^{0,-}$  and  $MX(NHC)$ . The focus on silylamide complexes is due to the fact that reports on respective metal complexes as stable platforms for substrate activation are the most prevalent and recent, thus allowing to extract predictable knowledge for future endeavours. Suitable studies on related and other complexes will be addressed where appropriate or at the end. By that we aim to inspire interested chemists to further exploit the chemistry of these seemingly simple and intriguing yet synthetically challenging class of molecules.

### Synthesis:

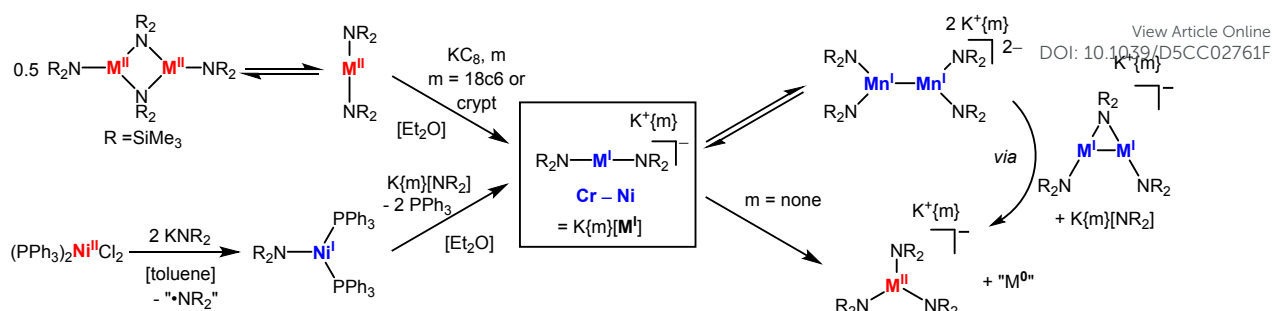
#### Homoleptic metal(II/I) amides

The formation of neutral linear metal(II) complexes bearing two anionic ligands in general, and those using amide ligands in particular, is straightforward (Scheme 2). Reaction of a metal(II) halide in  $Et_2O$  (or other weakly coordinating solvents) with two equivalents of the respective alkali metal ( $A_M$ ) salt of the ligand yields the envisioned complexes.<sup>32–35,36,37–40</sup> To prevent dimerization via bridging ligands steric the bulky disilylamide  $-N(SiR_3)_2$  ( $R = Me, iPr$  and/or  $Ph$ ) or aryl/silylamide  $L = -N(Dipp)SiR_3$  ( $R = Me, iPr, Ph$  and/or 2-propenyl)<sup>37,41</sup> ligands are used. This works generally well for  $Mn$  to  $Ni$ , whereas for the early transition metals  $V$  and  $Cr$  intramolecular C–H bond activation is observed.<sup>35,39</sup> For the heavier  $Cu^I$ , the reaction leads to reduction of the metal by the amide ligands to yield the diamagnetic, monovalent  $[CuL_2]^-$ . Only by the unintuitive use of  $Cu^I$  the isolation of the highly instable, paramagnetic  $[CuL_2]$  was achieved under redox disproportionation of the metal.<sup>42</sup> Reduction of divalent  $[ML_2]$  to the anionic metal(I) derivatives with commonly  $KC_8$  is performed in the presence of suitable chelating agents, such as crown-ethers, crypt.222 or even donor solvents (THF or DME), to mask the potassium cation and prevent decomposition. Only for aryl/silylamides it was found that  $K^+$  can be stabilized via the arene rings in an intra- or intermolecular fashion.<sup>43,44</sup> Lighter alkali metals can be used as reductants, too. However, rapid degradation in the absence of suitable chelators was observed which is likely due to insufficient stabilisation via  $A_M^+-arene$  interactions.<sup>43</sup>



Scheme 2. Overview of the synthesis of two-coordinate metal(II) and metal(I) silylamides.



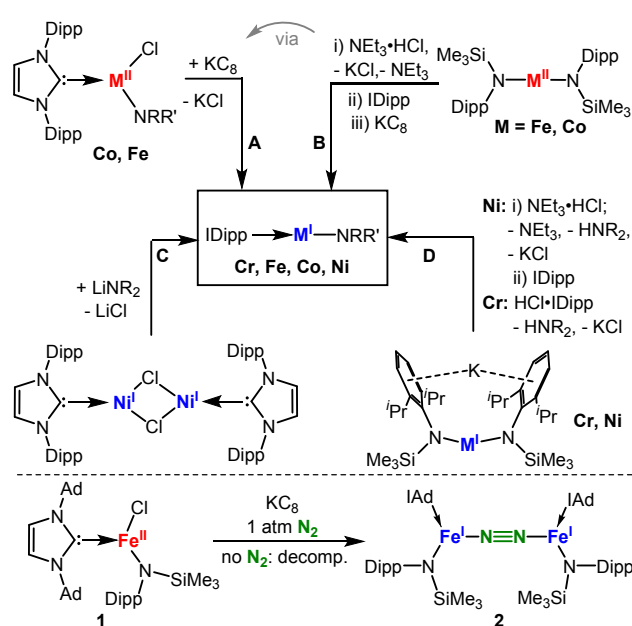


Scheme 3. Overview over the synthesis of two-coordinate 3d-metal(I) hexamethyldisilazanes ( $R = SiMe_3$ ).

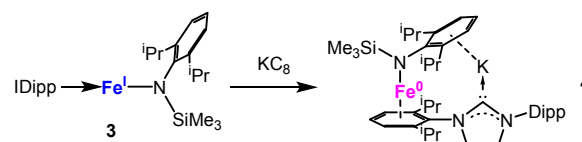
$M(NR_2)_2$  type complexes ( $R = SiMe_3$ ) with comparably less bulky disilazane ligands form dimers in solid state ( $Mn - Co$ ) or are isolated as mononuclear solvent adducts ( $Cr - Cu^{6-10,45}$ ), yet exist in part as monomers in solution (Scheme 3). This behaviour allows for their reduction with  $KC_8$  to  $[M(NR_2)_2]^-$  ( $= [M^I]^-$  for  $R = SiMe_3$ ) for  $Cr - Ni$  in the presence of crypt.222 or 18c6.<sup>13,32,46</sup> The masking agents are mandatory as otherwise oxidation state redistribution to metal(II) and metal(0) species, is observed.<sup>46</sup> It is likely induced by the competition between the 3d-metal(I) and  $A_M$  cations for the amide ligands. For  $[Ni(NR_2)_2]^-$  a different synthetic approach proved synthetically more viable, given the notoriously labile  $Ni(NR_2)_2$  precursor.<sup>4,10</sup> In monovalent  $[Ni(PPh_3)_2NR_2]$ , which is obtained from reduction and ligand exchange of  $[Ni(PPh_3)_2Cl_2]$  with  $LiNR_2$ , both phosphines can be easily replaced by  $KNR_2$  in the presence of 18-crown-6 or crypt.222 (Scheme 3).<sup>13</sup> The synthesis of these unencumbered metal(I) complexes can be performed in THF without solvent coordination, which hints to the electron rich nature of the metal(I) ion in these anionic complexes. Furthermore, the anionic charge (partially) compensates the reduced steric encumbrance of the ligands and gives an open metal site for substrate activation. The reduced steric protection leads for  $[Mn(NR_2)_2]^-$  to dimerization in solid state with formation of an unsupported  $Mn-Mn$  bond.<sup>32</sup> Such a behaviour is in stark contrast to the amide bridged neutral parent compounds. It can be reasoned by the electron configuration of  $3d^5 4s^1$  for  $Mn^I$ , and in line with the observations made for the few other  $Mn(I)$  dimers.<sup>47</sup> It hints to the decomposition pathway of these less encumbered metal(I) silylamides: Dimerization may initiate amide ligand loss to give  $[M_2(NR_2)_2(\mu_2-NR_2)]^-$  (Scheme 3), which was isolated in case of nickel.<sup>13</sup> Subsequent redox disproportionation and ligand distribution then yield in  $[M(NR_2)_3]^-$  and amorphous metal  $M^0$ .<sup>32</sup>

#### NHC based metal(I) amides

There are four synthetic paths to the subtitle compounds (Scheme 4): Reduction of the mixed NHC/L ligated metal(II) halide (A), which can also be generated in-situ (B) via partial ammonolysis using bulky IDipp or IMes.<sup>48-50</sup> The steric effects of the employed NHC was found to be consequential for iron as the attempted reduction of  $[(IAd)FeCl(N\{Dipp\}SiMe_3)]$ . That bears the smaller carbene IAd (1,3-diadamantyl-imidazolin-2-ylidene), yielded in decomposition.<sup>51</sup> The degradation was prevented by the presence of  $N_2$ , and gave a dinuclear,  $N_2$ -bridged iron(I) complex (Scheme 4). The halide/amide ligand



Scheme 4 Top: General synthetic pathways to neutral, linear 3d-metal(I) (silyl)amides depicted using IDipp (IDipp = 1,3-Bis(2,6-diisopropylphenyl)imidazol-2-ylidene). Bottom: Effect of  $N_2$  atmosphere on the reduction of 1.



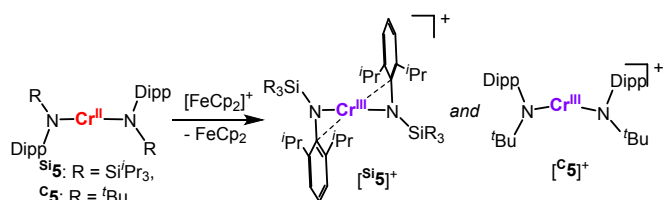
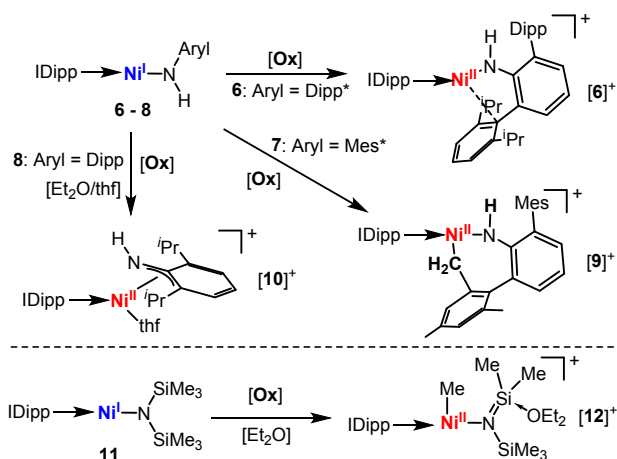
Scheme 5. Reduction of the linear iron(I) silylamide complex  $Fe(IDipp)(N\{Dipp\}SiMe_3)$ , 3.

exchange can also be performed in the monovalent state, mostly notably using an NHC ligated metal(I) halide (C).<sup>52-54</sup> Otherwise, the NHC can be introduced at last by using complexes of the type  $KML_2$  (D) either via in-situ ammonolysis and NHC addition ( $Ni$ , NHC = IDipp) or direct reaction with the respective imidazolium salts ( $Cr$ , NHC = IMes, IDipp).<sup>55,56</sup> For the iron complex  $Fe(IDipp)(N\{Dipp\}SiMe_3)$ , 3, (IDipp = 1,3-bis(2,6-diisopropylphenyl)imidazol-2-ylidene) (Scheme 5) further reductions was attempted.<sup>49</sup> In the obtained complex 4 the zerovalent metal does not bind to the carbon donor of the NHC but prefers the interaction with a flanking arene substituent.

#### Cationic linear metal amide complexes

One-electron oxidation of above-shown neutral amide based complexes into their cationic form was possible for chromium.



Scheme 6. Oxidation of the linear chromium(II) complexes **5** and **5'**.

Scheme 7. Oxidation of neutral linear nickel(II) amides and resulting cationic metal(III) complexes.

Oxidation of  $[\text{Cr}(\text{N}(\text{Dipp})\text{Si}^i\text{Pr}_3)_2]$ , **5**,<sup>33</sup> leads to cationic  $[\text{5}]^+$  that displays a shorter metal-amide bond with a persistent strong secondary metal-arene interaction due to its electronic deficiency (Scheme 6). The seemingly very similar  $[\text{Cr}(\text{N}(\text{Dipp})^t\text{Bu}_2)]$ , **5'**,<sup>57</sup> does not exhibit such secondary interactions – even upon oxidation ( $[\text{5'}]^+$ ). Here, it is attributed to a stronger  $\pi$ -donating effect of the alkyl amide ligands. Oxidation of the heteroleptic complexes  $\text{Ni}(\text{IDipp})(\text{NHDipp}^*)$ , **6** ( $\text{Dipp}^* = 2,6\text{-Dipp-C}_6\text{H}_3$ ),<sup>53</sup> invokes stronger secondary metal-ligand interactions ( $[\text{6}]^+$ , Scheme 7, top), overall illustrating nicely the impact of the complexes' charge and oxidation state of the metal on its electron deficiency in these linear complexes. Reducing the steric bulk for the nickel complexes  $\text{Ni}(\text{IDipp})(\text{NHAr})$  results in a C–H bond activated complex ( $[\text{9}]^+$ ,  $\text{Aryl} = \text{Mes}^* = 2,6\text{-Mes-C}_6\text{H}_3$ )<sup>53</sup> or for  $\text{Aryl} = \text{Dipp}$  in disruption of the aromaticity of the arylimido ligand and an allyl-like coordination ligand ( $[\text{10}]^+$ ).<sup>52</sup> For the silylamide complex  $[\text{Ni}(\text{IDipp})\text{N}(\text{SiMe}_3)_2]$ , **11**, oxidation effectuates a methyl-shift from the ligand to the metal ( $[\text{12}]^+$ , Scheme 7, bottom).<sup>52</sup>

### Structural Features and Electronic as well as Magnetic Properties of two-coordinate metal complexes

#### Structure and ligand field considerations

For linear 3d-metal complexes a (near) linear L–M–L would be initially expected, due to the absence of Jahn-Teller distortion for linear molecules. Nonetheless, deviations from linearity were shown to required little energy.<sup>34</sup> As such perfect linearity is rarely observed in solid state and mostly result of a crystallographic inversion centre on the metal atom. As such the L–M–L angles range from 165 to 179°, and were commonly

imposed by secondary metal-ligand or inter-ligand dispersion interactions. The low-coordinate nature of the metal ion results in a small ligand field splitting. It is computed between 4000 to 8000  $\text{cm}^{-1}$  and results in exclusively high-spin metal ions.<sup>34,44,58–60</sup> The general d-orbital order of linear metal(II) complexes of the type  $\text{MX}_2$  ( $\text{X} = \text{anionic } \sigma\text{-donor ligand}$ ) is shown in Figure 3A. The non-bonding, energetically degenerate  $d_{xy}$  and  $d_{xz}$  orbitals are the lowest, followed by the likewise degenerate  $d_{x^2-y^2}$  and  $d_{yz}$ .<sup>2</sup> The  $d_{z^2}$  orbital is expected to be the highest in energy as it is aligned with the principal bond axis. However, the  $d_{z^2}$  is overall close to  $d_{xy}/d_{yz}$  due to varying amounts of mixing with the 4s orbital (Figure 3B).<sup>34,59–61</sup> Depending on the electron count it can create orbitally degenerate states and by that spin-orbital coupling is maintained.<sup>20,62</sup> This behaviour is in contrast to higher-coordinate metal ions where orbital degeneracy is mostly quenched due to Jahn-Teller distortions. Even more remarkable, the weak ligand field can effectuate a non-Aufbau configuration as the energy separation between the orbitals is less than the electron-electron repulsion. It was first shown for the linear cobalt(II) methanide complex  $\text{Co}(\text{C}(\text{SiMe}_2\text{ONaph})_3)_2$  (Figure 3C) which exhibits an orbital angular momentum of  $L = 3$  – the theoretical maximum for 3d metals.<sup>59,63</sup> Reduction to the monovalent state, the 3d/4s mixing becomes more pronounced, and leads to a partially inverse orbital situation with the  $3d_{z^2}+4s$  now being the lowest. Such a situation was computed for  $[\text{Fe}(\text{C}(\text{SiMe}_3)_3)_2]^-$  (Figure 3D), and experimentally supported by electron density analysis.<sup>60</sup> Changing to silylamide ligands as in  $[\text{Fe}(\text{NR}_2)_2]^-$ , the degeneracy of the  $d_{xz}$  and  $d_{yz}$  orbitals is partially lifted due to the interaction with the coplanar amide ligands (Figure 3E).<sup>32</sup> Artificial bending of the principal ligand axis in  $[\text{Fe}(\text{NR}_2)_2]^-$  type complexes was shown to have little impact down to 140°. For smaller angles, the AILFT orbitals no longer coincides with the N–M–N pseudo axis, and the orbital order associated with the linear ligand field is lost.<sup>63</sup> Comparison of the computed ligand field splitting for the different metals in the amide complexes further shows the effect of a stronger spin-orbit coupling: When going to the heavier elements ( $\text{Cr} \rightarrow \text{Co}$ ) the ligand influence onto the magnitude of the orbital splitting is lowered.<sup>32</sup> Ligand field analysis of linear metal(0) ions is missing so far, yet even strong 4s/3d-mixing is likely.

#### Magnetism

The magnetic free ion behaviour, resembling the situation of lanthanide ions,<sup>20,32,46,63,64</sup> was exploited for creating 3d-metal based single-ion magnets (SIM's). In short, SIM's are paramagnetic compounds that display slow relaxation of magnetisation that originates from the intrinsic properties of a molecular, mononuclear system.<sup>65</sup> The core feature of SIM's is the presence of large magnetic anisotropy that arises from partially filled, energetically degenerate orbitals or low-lying excited states. As such the overall spin of the molecule can be oriented in the presence of an external magnetic field. The magnetisation persists after removal of the external field if a considerable barrier ( $U_{\text{eff}}$ ) is present. For 3d-metal based SIM's the effective barrier for spin reversal is generally defined as  $U_{\text{eff}} = D^*S^2$  where  $D$  denotes the axial zero-field splitting parameter.<sup>65</sup> If  $D < 0$  it





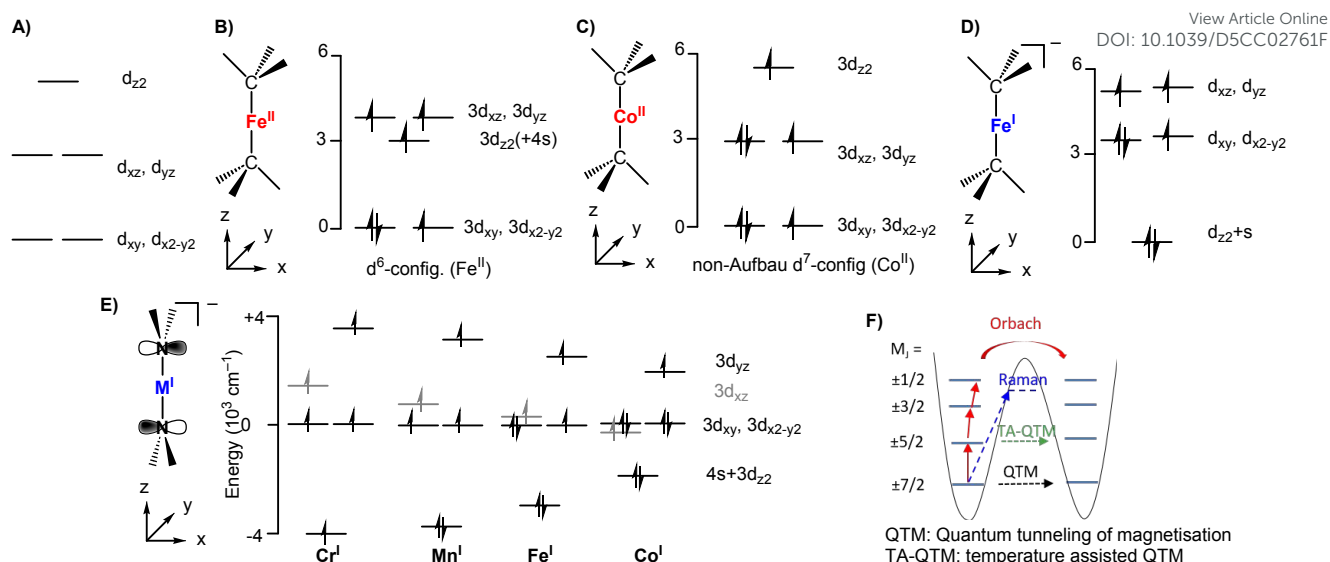


Figure 3. A) Exemplary d-orbital splitting scheme of a linear 3d-metal(II) with pure  $\sigma$ -donor ligands. B) calculated d-orbital splitting of the iron(II) silylmethanide  $\text{Fe}(\text{C}(\text{SiMe}_3)_3)_2$  under consideration of 4s orbital involvement.<sup>60</sup> C) non-Aufbau electron configuration of a  $d^7$ -ion calculated for  $[\text{Co}^{\text{II}}(\text{C}(\text{SiMe}_2\text{ONaph})_3)_2]$ .<sup>59</sup> D) calculated d-orbital splitting of the iron(II) silylmethanide  $[\text{Fe}(\text{C}(\text{SiMe}_3)_3)_2]^-$ .<sup>58</sup> E) d-orbital splitting of the metal(I) silylamides  $[\text{M}^{\text{I}}(\text{N}(\text{SiMe}_3)_3)_2]^-$  ( $\text{M} = \text{Cr} - \text{Co}$ ).<sup>58</sup> F) Magnetic relaxation pathways (depicted for a  $M_j = \pm 7/2$  system). QTM: Quantum tunneling of magnetisation TA-QTM: temperature assisted QTM

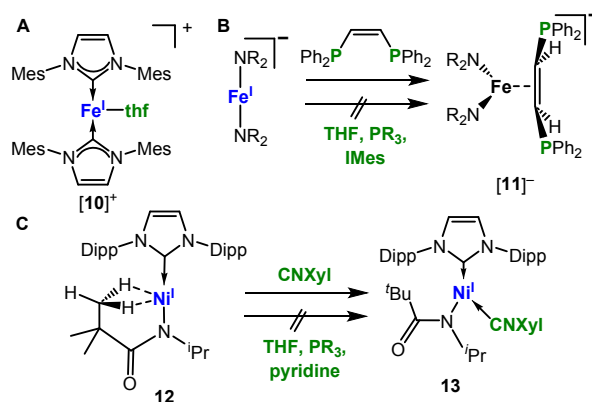
creates a double well situation (Figure 3E) with lowest-lying  $+M_s$  and  $-M_s$  states being separated by the barrier  $U_{\text{eff}}$ . Substantial efforts have been spent on 3d-metal based SIM's to maximize  $D$ , while maintaining a high  $S$ . Further, non-Kramers half-integer systems are deemed superior due to suppression of through-barrier tunnelling. For linear metal complexes it however was shown, that the relaxation barrier corresponds directly to the energy spacing between the ground and first excited spin-orbit coupled  $M_j$  states (Figure 3F). The seminal example of a linear SIM constituted  $[\text{Fe}(\text{C}(\text{SiMe}_3)_3)_2]^-$  with an effective relaxation barrier of  $U_{\text{eff}} = 226 \text{ cm}^{-1}$ .<sup>58,66</sup> It aligns with the energy gap between the two lowest magnetic states ( $M_j = \pm 7/2, \pm 5/2$ ) of approximately  $240 \text{ cm}^{-1}$ . The gap correlates directly with the spin orbit coupling constant  $\zeta$  via  $2D = \zeta/M_s$  ( $\zeta = 361 \text{ cm}^{-1}$  and  $M_s = 3/2$ ) for a free iron(I) ion.  $[\text{Fe}(\text{C}(\text{SiMe}_3)_3)_2]^-$  showed magnetic blocking (at 4.5 K) – unprecedented by a mononuclear 3d-metal complex at the time. In a similar vein the ground-breaking  $S = 3/2$  complex  $\text{Co}(\text{C}(\text{SiMe}_2\text{ONaph})_3)_2$  exhibits an even higher  $U_{\text{eff}}$  of  $450 \text{ cm}^{-1}$ ,<sup>59</sup> which also corresponds to the ground/first excited state energy spacing ( $M_j = \pm 9/2, \pm 7/2$ ). The presence of a  $S = 3/2$  ion in a linear environment is however not a sufficient criterion for a high  $U_{\text{eff}}$ . For the related  $[\text{Fe}(\text{N}(\text{SiMe}_3)_2)_2]^-$  a reduced  $U_{\text{eff}}$  (only up to  $64 \text{ cm}^{-1}$ ) and no magnetic blocking was determined although the computed energy spacing between the ground and first excited  $M_j$  states was close to that of  $[\text{Fe}(\text{C}(\text{SiMe}_3)_3)_2]^-$ .<sup>32</sup> Subsequently, steric encumbrance was revealed as a further crucial factor (as in  $[\text{Fe}(\text{N}(\text{SiMePh}_2)_2)_2]^-$  or  $[\text{KFe}(\text{N}(\text{Dipp})\text{SiMe}_3)]$  with its ligands being interlocked by secondary  $\text{K}^+$ -coordination) which mitigates vibrational distortions perpendicular to the  $\text{X-Fe-X}$  axis.<sup>32,46</sup> For the cationic cyclic alkyl amino carbene iron(I) complex  $[\text{Fe}(\text{cAAC})_2]^+$  the negative impact of  $\pi$ -interactions was discussed for the observed absence of a sizable relaxation barrier ( $U_{\text{eff}} < 20 \text{ cm}^{-1}$ ).<sup>67</sup> The related cobalt complex

$[\text{Co}(\text{IMes})_2]^+$  (IMes = 1,3-bis(2,4,6-trimethylphenyl)imidazol-2-ylidene)) exhibits also a rather low barrier ( $U_{\text{eff}} = 22.4 \text{ cm}^{-1}$ ).<sup>68</sup>

## Reactivity

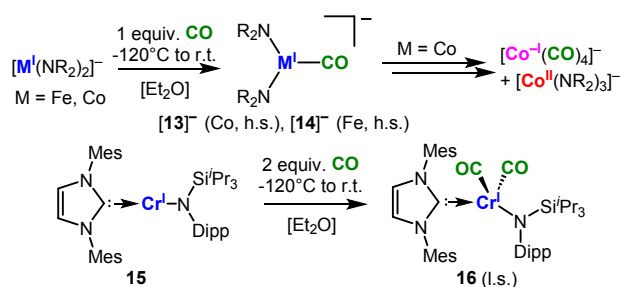
### General coordination behaviour

As intuitively expected, the general coordination behaviour of linear complexes should be dictated by their coordinative and electronic unsaturation. Indeed, in the neutral and moreover cationic state the complexes behave mostly as Lewis acids. This property is however lost in the anionic state, a difference that can be nicely illustrated for the three metal(I) complexes shown in **Scheme 8**. The cationic  $[\text{Fe}(\text{IMes})_2]^+$  readily forms Lewis-base adducts with THF (**[10]<sup>+</sup>**, **Scheme 8A**).<sup>69</sup> In contrast, the anionic  $[\text{Fe}(\text{NR}_2)_2]^-$  is indifferent towards any regular donor ligands (e.g. phosphines or NHC's).<sup>70</sup> Moreover, in the interaction with the ethylene bridged diphosphine 1,2-bis(diphenylphosphine)-ethylene the metal in  $[\text{Fe}(\text{NR}_2)_2]^-$  does not bind via the P-donors but the ethylene backbone (**[11]<sup>-</sup>**, **Scheme 8B**).



**Scheme 8.** Examples for the general coordination behaviour of linear open-shell metal(I) complexes towards donor ligands.



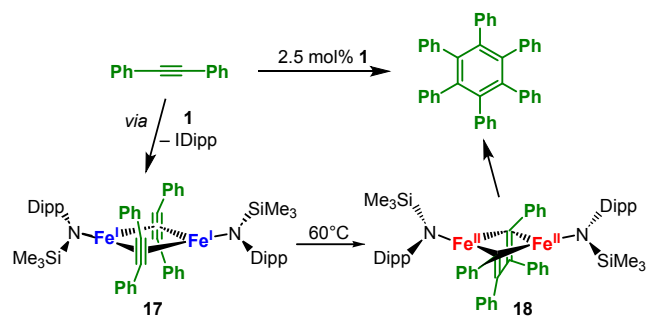
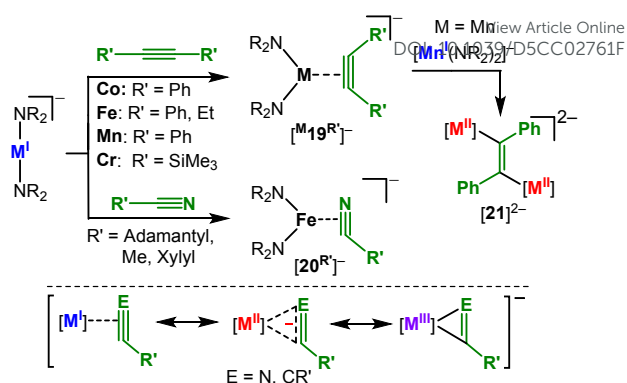


Scheme 9. Reaction of linear metal(I) complexes with CO.

The neutral Ni(I) amidate complex **12** (Scheme 8C) displays bis( $\sigma$ -C-H)-agostic interactions between the amidate's tert-butyl function and the nickel(I) ion due to its coordinative unsaturation. On the other hand the complex is inert towards donor-ligands with the exception of isonitriles that are also capable of M→L backbonding (**13**). This observation emphasizes the role of the overall charge of the complex, irrespective of a low oxidation state of the central metal ion. The second effect of a low-coordinate state is the strong preference for higher spin-states. It was nicely demonstrated in case of CO: Its reaction with  $[M^I]^-$  at low temperatures yields in the isolation of monocarbonyl adducts (**13**<sup>-</sup> and **14**<sup>-</sup>, Scheme 9, top).<sup>71</sup> Despite considerable M→ligand  $\pi$ -backbonding the high-spin state is maintained. The monocarbonyl complexes are however highly labile and undergo dismutation reactions (e.g. for cobalt it gives  $[Co(CO)_4]^-$  and  $[Co(NR_2)_3]^-$ ).<sup>71</sup> In case of the neutral chromium(I) complex **15** the coordination of two CO ligands are sufficient to invoke the low-spin state (**16**, Scheme 9, bottom).

### C≡C/C=C/C≡N bond activation

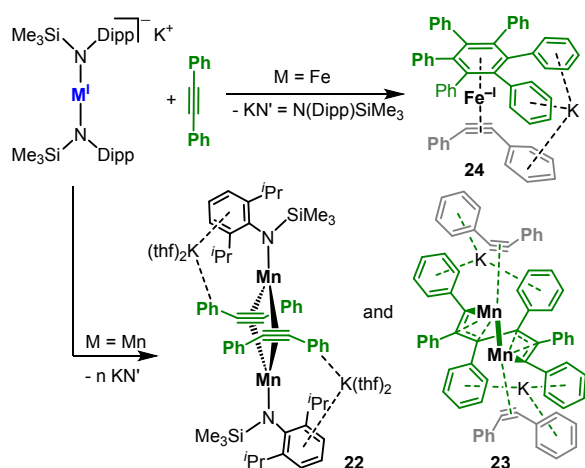
Besides CO, alkenes and alkynes are known to interact strongly with low-valent 3d-metals in organometallic chemistry. The group of Tilley reported first on the heteroleptic iron(I) complex  $[(IDipp)Fe(N\{Dipp\}SiMe_3)]$  as catalyst for cyclotrimerisation of terminal and internal alkynes (Scheme 10).<sup>49</sup> Detailed studies of the reaction mechanism and isolation of intermediates gave a bimetallic pathway under carbene dissociation (**17**).<sup>72</sup> At 60 °C oxidative coupling takes place resulting in the dimetalla(II) butadienediyl complex **18** as evidenced by isolation of both reaction intermediates. At this point a third alkyne likely coordinates and subsequently inserts into a metal-carbon bond

Scheme 10.  $[(IPr)Fe(N\{SiMe_3\}Dipp)]$ , **1**, as precatalyst for cyclotrimerisation of terminal and internal alkynes, and isolable reaction intermediates **17** and **18**.

Scheme 11. General reaction of alkynes with linear metal(I) silylamides (top) and electronic resonance structures obtained from CASSCF calculations.

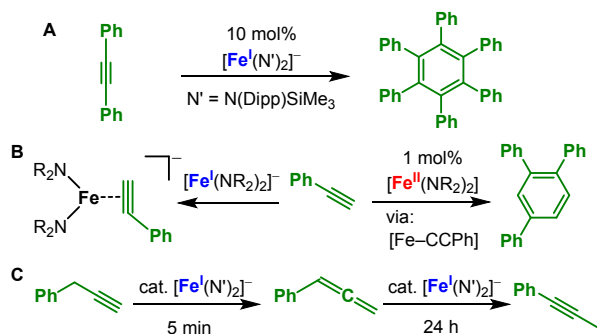
to generate a dimetalla cycloheptatriene that finally undergoes ring closure to produce the aromatic ring. The metal(I) silylamide fragment is either captured by the previously liberated NHC ligand or re-enters into the catalytic cycle by alkyne coordination. In case of anionic complexes  $[M^I]^-$  (Cr–Co) the interaction with alkynes leads mostly only to  $\eta^2$ -alkyne complexes ( $[M^{19R'}]^-$ , Scheme 11, top).<sup>73</sup> For cobalt alkyne coordination is weak and reversible, yet becomes stronger when going to the lighter metals (Co → Cr). CASSCF calculations on these complex series revealed their primary electronic structure as metal(II) radical anions (Scheme 11, bottom), whereas the textbook dichotomy of such compounds as  $\pi$ -complexes or metallacycloprenes is a lesser factor. One has to bear in mind that the classic description of  $\pi$ -complexes along the Chatt-Dewar-Duncanson concept was originally adopted for closed-shell/low-spin organometallics. Here, the  $\pi$ -backbonding proceeds from a doubly occupied metal centered orbital with no substantial unpaired spin transfer. The observed deviation for the  $[M^I]^-$  complexes shown herein is likely result of their high-spin state in conjunction with the anionic charge that facilitates the electron transfer to the  $\pi^*$ -orbital of the substrate. Steric factors are also in play as for the more encumbered  $[Fe(N\{Dipp\}SiMe_3)_2]^-$  alkyne coordination is labile.<sup>43</sup> A similar bond trichotomy is formulated for side-on bound organo nitrile iron complexes ( $[20R']^-$ , Scheme 11, top).<sup>74</sup> The radical anionic nature of the bound alkyne rationalizes subsequent reduction to bismetallated alkene dianions in case of manganese ( $[21]^{2-}$ ) and chromium.<sup>73</sup> Moreover, for manganese a series of C≡C bond activation processes results in alkyne cyclotrimerisation and formation of the rare manganese(–I) arene  $[Mn(\eta^6-C_6Ph_6)(\eta^2-PhCCPh)]$ .<sup>73</sup> Complex dismutation is more pronounced for the overall neutral, more encumbered  $[KM(N\{Dipp\}SiMe_3)_2]$  (M = Fe, Mn) where the alkali metal cation is not separated from the complex (Scheme 12).<sup>43</sup>  $[KMn(N\{Dipp\}SiMe_3)_2]$  undergoes redox disproportionation, formation of a dinuclear manganese(0) complex (**20**) and incomplete alkyne trimerisation (**21**). For iron the complete cyclotrimerisation by isolation of the arene iron(–I) complex  $[K(Fe(C_6Ph_6)(PhCCPh))]$ , **19**, is observed. Together with the intermediates **17** and **18** by Tilley (Scheme 10) **20** and



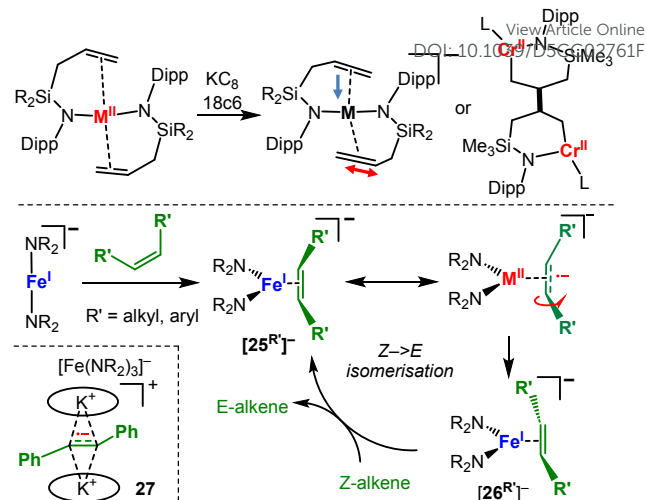


**Scheme 12.** Reaction of  $[KM(N\{Dipp\}SiMe_3)_2]$  ( $M = Fe, Mn$ ) with  $PhCCPh$ .

**21** provide snapshots into the cyclotrimerisation steps which seems dinuclear in nature for these low-coordinate systems. For the anionic metal(I) complexes only  $K\{M\}[Fe(N\{Dipp\}SiMe_3)_2]^-$  proved competent in cyclotrimerization of diphenyl acetylene (**Scheme 13A**), likely by in-situ complex disproportionation. The reaction of terminal alkynes with  $[Fe(NR_2)_2]^-$  resulted not in the cyclotrimerisation, but simple side-on coordination.<sup>75</sup> Contrastingly, the neutral  $[Fe(NR_2)_2]$  facilitates the selective cyclotrimerisation of terminal alkynes to the 1,2,4-substituted benzene regioisomers (**Scheme 13B**).<sup>76</sup> However, the reaction presumably occurs under ligand exchange via deprotonation of the alkyne by the silylamide, and likely formation of multinuclear iron alkynyl species. In the special case of terminal benzyl alkynes  $[Fe(NR_2)_2]^-$  catalyses its transformation to phenyl allene within minutes (**Scheme 13C**)<sup>75</sup> and to the internal alkyne within 24 hours. For the interaction of alkenes with divalent metals reports are restricted to intramolecular interactions with a C=C double bond as in  $[M(N\{Dipp\}Si\{Me_2\}C_3H_5)_2]$  (**Scheme 14**, top).<sup>37</sup> The interaction is purely electrostatic with marginal C=C bond elongation. It changes upon reduction as exemplified for cobalt: shortening of the Co–(C=C) distance is observed ( $\Delta = -0.4 \text{ \AA}$ ) with a widening of C=C-bond ( $\Delta = 0.03 \text{ \AA}$ ). Akin to the situation for metal alkynes (**Scheme 11**) the stronger metal-alkene interaction is likely attributed to the situation as predominantly metal(II) alkene character. It becomes more obvious for chromium where intermolecular C–C-coupling via



**Scheme 13.** Linear iron(I/II) silylamides as (pre)catalyst for alkyne trimerisation and isomerization ( $N' = N\{Dipp\}SiMe_3$ ).

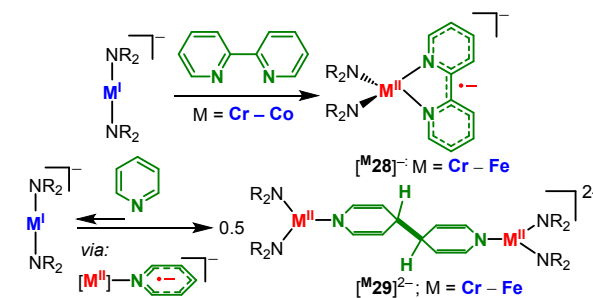


**Scheme 14.** Effect of oxidation state on the metal-alkene interaction in quasi-linear complexes with alkenyl substituents (top). Reaction of the linear iron(I) complex  $[Fe(NR_2)_2]^-$  with alkenes. Inset: Isolable stilbene radical anion complex **24** (bottom).

one of the alkene functions is observed.<sup>37</sup> The reaction of the iron(I) silylamide  $[Fe(NR_2)_2]^-$  with external substrates, that bear an internal C=C bond, side-on complexes are formed (**[25<sup>R</sup>]** and **[26<sup>R</sup>]**, **Scheme 14**, bottom).<sup>75,77</sup> Interestingly, Z-substituted substrates undergo rapid isomerisation to the thermodynamically more stable E-isomer. This observation gives evidence for the metal(I) alkenes as actual iron(II) bound radical anions, (**Scheme 11**, bottom) which was supported by <sup>57</sup>Fe Mössbauer spectroscopy.<sup>70</sup> The isomerisation can be performed in a catalytic fashion with either aromatic or aliphatic substituted simple alkenes such as 3-hexene. By comparison with the behaviour of the prototypical E-stilbene radical anion,<sup>77</sup> whose first isolation was achieved by encapsulation between two  $K\{18c6\}^+$  moieties (**27**), it was concluded that the isomerisation takes place in the coordination sphere of the metal and not by intermittent decoordination of alkene substrates as “free” radical anions.

#### Radical anions stabilized by linear complexes

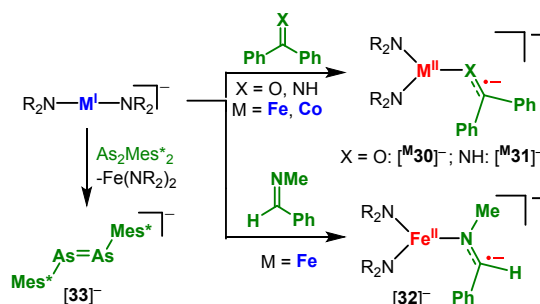
The pronounced reduction characteristics of the anionic metal(I) complexes were further exploited to generate other, electronically more defined metal(II)-bound radical anions. In this context we have reported the formation of metal(II) stabilized bipyridyl radical anions **[M<sup>28</sup>]** ( $M = Cr = Co$ ) starting from 2,2'-bipyridine (**Scheme 15**, top).<sup>78</sup>



**Scheme 15.** Reaction of 2,2'-bipyridine with (top) and reductive coupling of pyridine by (bottom) linear metal(I) complexes.





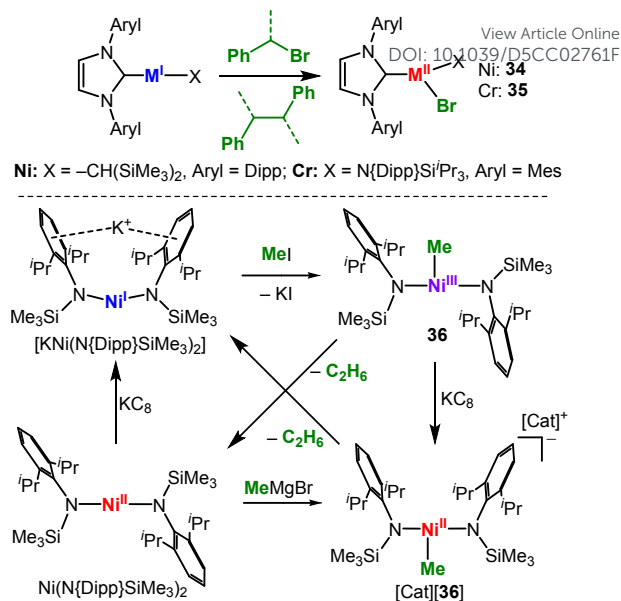


**Scheme 16.** Reduction of diaryl ketones, ketimines, aldimines and a diarsene with  $[M(NR_2)_2]^+$  complexes. ( $Mes^* = 2,6-Mes_2-C_6H_3$ )

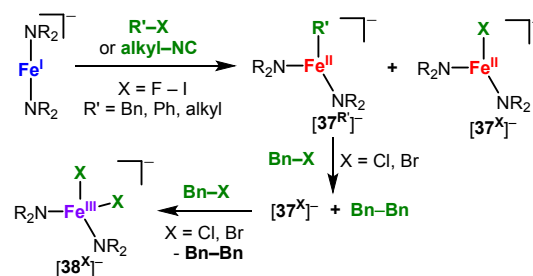
The reduction is remarkable in case of cobalt where the reduction potential of the metal(I) precursor is 1 V less negative than that of free bipyridine ( $E_{red}([Co(NR_2)_2]^+) = -1.47$  V vs.  $[Fc/Fc^+]$ ,  $E_{1/2}(\text{bipyridine})$ : approx.  $-2.67$ ). With pyridine formation of binuclear metal(II) complexes  $[M^{29}]^{2-}$  ( $M = Cr-Fe$ , **Scheme 15**, bottom) occurred.<sup>79</sup> Here, pyridine underwent reversible reductive C–C coupling forming a bridging 4,4'-dihydrobipyridyl ligand via a transient monomeric metal(II) complex bearing a pyridyl radical anion. Benzophenone was also used in combination with linear anionic complexes of iron and cobalt to produce metal(II) stabilized ketyl radical anions ( $[M^{30}]^-$ , **Scheme 16**), supported Mössbauer spectroscopic and computational analysis. This approach was extended to unprecedented metal bound ketiminy ( $[M^{31}]^-$ ) and aldiminyl radical anions ( $[32]^-$ ),<sup>80</sup> with the reductive coordination being in part found to be reversible. Finally,  $[Fe^I]^-$  can act as an  $Et_2O$ -soluble one-electron reductant in the isolation of the first diarsene radical anion  $[Mes^*As=AsMes^*]^-$  ( $[33]^-$ ).<sup>81</sup>

### C–Halide bond cleavage

3d-metal mediated cross-coupling (e.g. with iron) plays an important role in organic coupling reactions, with recent mechanistic insights having revealed the importance of low-valent, low-coordinate species.<sup>54,82</sup> In this context Hillhouse showed for the linear nickel(I) complex  $(\text{IDipp})Ni(\text{CH}(\text{SiMe}_3)_2)$  radical homocoupling of a benzyl bromide derivative and formation of the trigonal nickel(II) bromide **34** (**Scheme 17**, top). A similar reactivity was observed in case of an analogous linear chromium(I) complex to yield the chromium halide **35**.<sup>56</sup> The nickel(I) complex  $[KNi(N\{\text{Dipp}\}SiMe_3)_2]$  shows a different reactivity when combined with methyl iodide (**Scheme 17**, bottom). It yields the rare Ni(III) alkyl complex  $[Ni(\text{Me})(N\{\text{SiMe}_3\}\text{Dipp})_2]$  (**36**) via a two-electron oxidative addition, which is unusual for open-shell 3d metal ions.<sup>38</sup> **36** decomposes at room temperature over the course of 24 hours to  $Ni(N\{\text{Dipp}\}SiMe_3)_2$  and ethane, however does not engage in cross-coupling reactions. In contrast  $Ni(N\{\text{SiMe}_3\}\text{Dipp})_2$  mediates the coupling between aryl chlorides/bromides and Grignard reagents at ambient conditions.<sup>83</sup> Mechanistic studies revealed the involvement of radical intermediates as well as the presence of trigonal organo nickel(II/III) intermediates ( $[36]^-$  and  $[36]^-$ ).  $[Fe^I]^-$  reacts with organo halides instantaneously even below  $-80^\circ\text{C}$  (**Scheme 18**)<sup>84</sup>, which yields stoichiometric

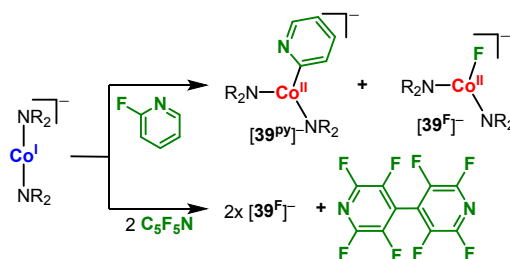


**Scheme 17.** Formation of methyl bis(amido) nickel complexes.



**Scheme 18.** Reaction of  $[Fe'(NR_2)_2]^+$  ( $R = \text{SiMe}_3$ ) with benzyl, phenyl and alkyl halides as well as aliphatic isonitriles.

mixtures of the organo iron(II) ( $[37^R]^-$ ) and iron(II) halide ( $[37^X]^-$ ) complexes under involvement of organic radicals. Bond cleavage is also feasible for aromatic and even aliphatic C–F bonds, however at ambient or elevated temperatures and longer reaction times. For an excess of benzyl halides, selective formation of the iron(II) halide ( $[37^X]^-$ ) and subsequently the iron(III) dihalide ( $[38^X]^-$ ) is observed together with the organic homocoupling products. In a similar fashion aliphatic isonitriles can be cleaved to yield 1:1 mixtures of alkyl iron(II) and cyanido iron(II) complexes (**Scheme 18**).<sup>74</sup> The capability of linear metal(I) to activate aromatic C–F bonds was further explored for fluoropyridines (**Scheme 19**).



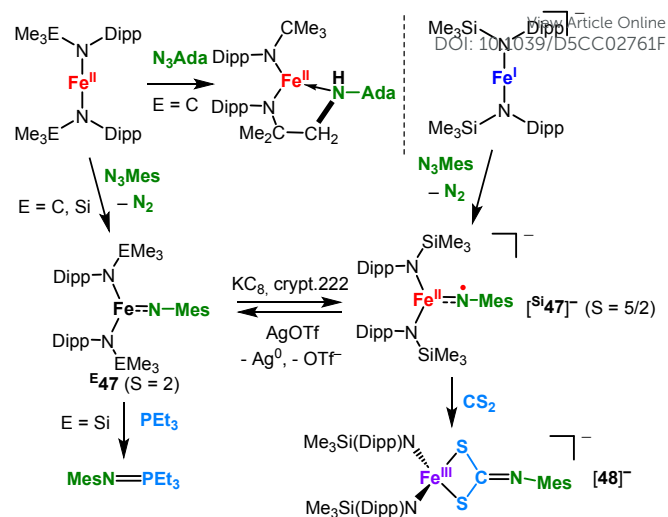
**Scheme 19.** Reaction of  $[Co'(NR_2)_2]^+$  with fluorinated pyridines.



Depending on the degree of fluorination of the pyridine its reaction with  $[\text{Co}]^-$  yields either in a 1:1 mixture of cobalt(II) pyridyl ( $[\text{39}^{\text{Py}}]^-$ ) and cobalt(II) fluoride ( $[\text{39}^{\text{F}}]^-$ ) complexes, or homocoupling to fluorinated 4,4'-bipyridines.<sup>79</sup> The selective formation of metal(II) fluorides is observed as well in case of  $[\text{Mn}]^-$  and  $[\text{Fe}]^-$  using perfluoropyridine.<sup>79</sup>

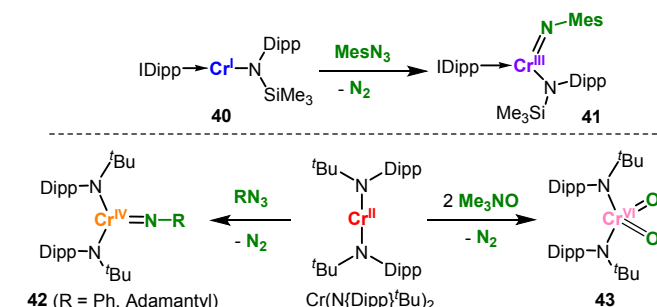
### Imido Metal Complexes

Late 3d-metal imido complexes have attracted significant interest due to their ability to catalytically transfer the metal-bound  $[\text{NR}]$  unit to organic substrates, e.g. in C–H bond amination or aziridation of alkenes.<sup>85</sup> Despite the growing use of such reactions, the fundamental electronic and structural factors, that dictate the reactivity of the  $[\text{MNR}]$  unit, are still not well resolved.<sup>86</sup> A higher spin state appears to increase the electrophilicity and reactivity of the metal-nitrogen bond by an increased population of antibonding  $\pi^*$ -orbitals of the M–N interaction. As such linear metal(I) complexes were employed as for the resulting imido complexes higher spin states could be expected. The neutral linear chromium(I) complex **40** was reacted with  $\text{MesN}_3$  to give the trigonal high-spin metal(III) imide **41** (Scheme 21, top), that showed however only marginal H atom abstraction capabilities.<sup>56</sup> Trigonal high-spin chromium(IV) imides proved also rather stable (**42**, Scheme 20, top).<sup>57</sup> Attempts for isolobal oxido complexes yielded so far only the chromium(VI) dioxide (**43**)<sup>57</sup> and by that shows the range of oxidation states that can be supported by these amide ligands. In contrast, the iron silylamide  $[\text{Fe}(\text{NR}_2)_2]$  mediated the intramolecular C–H amination of aliphatic azides (Scheme 21,

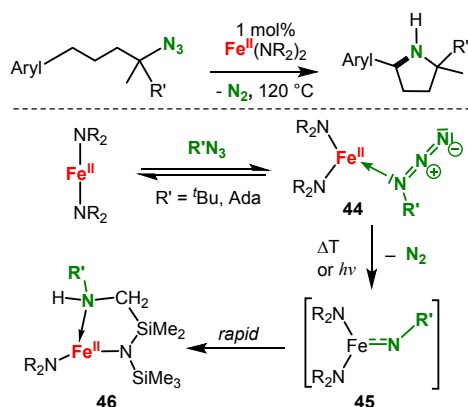


Scheme 22. Reaction of  $[\text{Fe}(\text{N}\{\text{EMe}_3\}\text{Dipp})_2]^{0-}$  ( $\text{E} = \text{C}, \text{Si}$ ) with  $\text{RN}_3$ .

top)<sup>87</sup> with low catalyst loading (1 mol%) yet at high reaction temperatures (120 °C). Insights into the catalytic conversion were gained by isolation and characterization of coordinatively labile aliphatic azide adducts to the two-coordinate  $(\text{Fe}(\text{NR}_2)_2)$  fragment (**44**, Scheme 21, bottom).<sup>88,89</sup> Subsequent  $\text{N}_2$  liberation resulted in the imido complex **45**, which proved however too reactive for its isolation. It immediately underwent nitrene insertion into a C–H bond of the ancillary silylamide ligand (**46**). *In-crystallo* irradiation of the azide adducts **44** effectuated  $\text{N}_2$ -extrusion and gave spectroscopic and structural information about the elusive imido iron species **45** in the solid state matrix. Depending on the substituent, an intermediate<sup>88</sup> or a high-spin<sup>89</sup> situation with imidyl or even nitrene character was discussed. Reaction of  $\text{Mes-N}_3$  with the more encumbered  $[\text{Fe}(\text{N}\{\text{EMe}_3\}\text{Dipp})_2]$  ( $\text{E} = \text{C}, \text{Si}$ ) yielded isolable high-spin aryl imido iron complexes (**47**, Scheme 22).<sup>40,90</sup> Computational analysis gave for  $[\text{Fe}(\text{N}\{\text{Mes}\})(\text{N}\{\text{CMe}_3\}\text{Dipp})_2]$  (**47**)<sup>40</sup> an imidyl type situation. In slight contrast, for  $[\text{Fe}(\text{N}\{\text{Mes}\})(\text{N}\{\text{SiMe}_3\}\text{Dipp})_2]$  (**47**)<sup>90</sup> spectroscopic examination in conjunction with calculations predicted a very covalent Fe–N bond with shared nitrene, imidyl and imide character. For adamantyl- $\text{N}_3$  an analogous elusive species was obtained,<sup>40</sup> that facilitated intramolecular C–H amination as seen for the less encumbered  $[\text{Fe}(\text{NR}_2)_2]$ . Using the linear iron(I) precursor  $[\text{Fe}(\text{N}\{\text{SiMe}_3\}\text{Dipp})_2]^-$  resulted in isolation of  $[\text{Fe}(\text{N}\{\text{Mes}\})(\text{N}\{\text{SiMe}_3\}\text{Dipp})_2]^-$  (**47**).<sup>90</sup> Together with the neutral counterpart **47** it gave the first pair of isostructural high-spin imido metal complexes in two oxidation states, which further could be interconverted by chemical reduction/oxidation. **47** proved computationally as an iron(II) imidyl ( $\text{I}$ ), yet reacted as an iron(III) imide with  $\text{CS}_2$  by insertion of the latter into the M–NR bond (**48**), Scheme 22). This behaviour was not observed for the neutral **47** which contrastingly facilitated electrophilic nitrene transfer to  $\text{PET}_3$ . Corresponding studies on  $[\text{Co}(\text{N}\{\text{SiMe}_3\}\text{Dipp})_2]^-$  with  $\text{N}_3\text{Dipp}$  yielded the first example of a high-spin ( $S = 2$ ) imido cobalt species (**49**), Scheme 23, top).<sup>91</sup> X-ray absorption and EPR

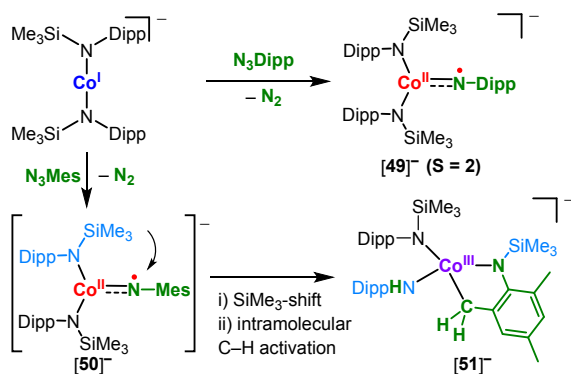


Scheme 20. Formation of trigonal chromium imides and a chromium dioxide.

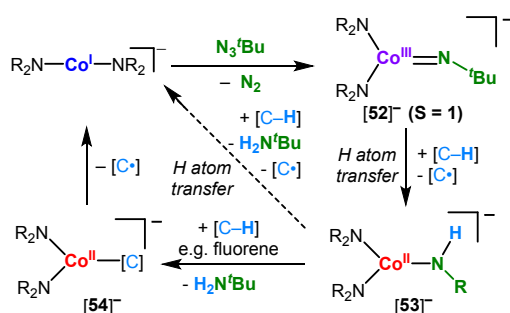


Scheme 21. Intramolecular C–H amination catalysed by  $\text{Fe}^{\text{II}}(\text{NR}_2)_2$  (top) and detection of a trigonal imido iron complex by irradiation of an iron(III) organo azide adduct (bottom).



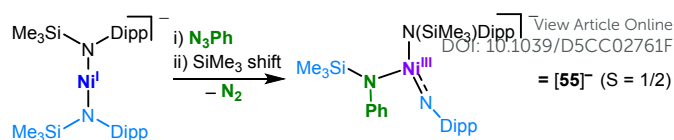


**Scheme 23** Formation and behaviour of trigonal imidyl cobalt complexes.



**Scheme 24** Formation and reactivity of trigonal imido cobalt complexes.

spectroscopy as well as computational studies led to the formulation of  $[49]^-$  as a cobalt(II) imidyl. For the smaller substituent mesityl the analogous imidyl complex  $[50]^-$  unexpectedly underwent SiMe<sub>3</sub>-group migration from the co-ligand to the imidyl nitrogen. Again, it implicated a nucleophilic character of these anionic imido complexes. Subsequent intramolecular C–H bond activation resulted in the formation of cobalt(III) alkyl

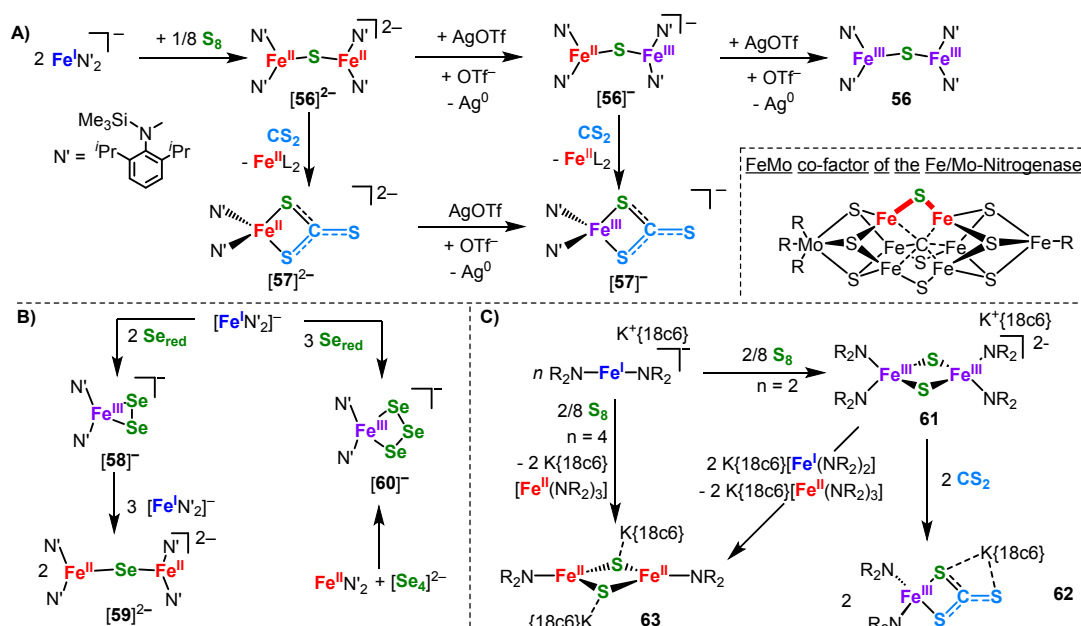


**Scheme 25** Formation of a T-shaped low-spin nickel(III) complex.

species  $[51]^-$ . The less encumbered  $[Co^I]^-$  enabled the isolation of the highly reactive alkyl imido complex  $[52]^-$  for which an intermediate-spin state ( $S = 1$ ) was proposed (**Scheme 24**, bottom).<sup>92</sup>  $[52]^-$  facilitated intermolecular C–H abstraction from external substrates – so far not seen for cobalt imidos. The resulting cobalt(II) amide  $[53]^-$  also engaged unprecedentedly in H atom abstraction (HAT) via direct transfer or a stepwise deprotonation/Co–C bond cleavage mechanism (via  $[54]^-$ ) to regenerate  $[Co^I]^-$ . For the nickel(I) complex  $[Ni^I(N(SiMe_3)Dipp)_2]^-$  imido complex formation was only possible for the smallest aromatic azide PhN<sub>3</sub>.<sup>93</sup> The resulting T-shaped low-spin nickel(III) complex  $[55]^-$  was found to possess a  $[Ni=NDipp]$  imide unit (**Scheme 25**) that originated from a SiMe<sub>3</sub> shift from a co-ligand, as seen for cobalt ( $[50]^-$ , **Scheme 23**).

### Element activation and cluster formation

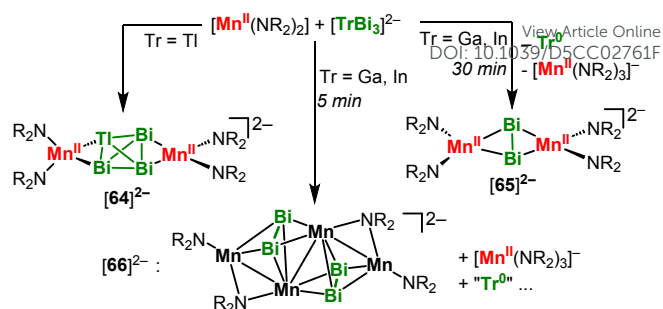
Last but not least, two-coordinate complexes are predestined for the bottom-up construction of like-wise low-coordinate 3d-metal/main group units. These can give insights into the electronic situation of small metal/main group clusters motifs, and may serve as structural and/or functional models for small biological clusters (e.g. ferredoxins). The reaction of the iron(I) complex  $[Fe(N(Dipp)SiMe_3)_2]^-$  with 0.5 equivalents of sulfur gave the diiron compound  $[56]^{2-}$  bearing an unsupported sulfide bridge (**Scheme 26A**).<sup>94</sup>  $[56]^{2-}$  could subsequently be



**Scheme 26.** A) Reaction of a bulky linear iron(I) silylamide with elemental sulfur and subsequent oxidation and Fe–S bond cleavage with CS<sub>2</sub>. Inset: Iron/sulfur/molybdenum co-factor (FeMoCo) of the nitrogenase enzyme. B) Reaction of bulky linear iron(I) and iron(II) silylamides with selenide sources. C) Reaction of the less encumbered K{18c6}[Fe(NR<sub>2</sub>)<sub>2</sub>] (R = SiMe<sub>3</sub>) with elemental sulfur and subsequent cleavage of a  $[Fe_2S_2]^{2+}$  cluster with CS<sub>2</sub>.



oxidized in a stepwise fashion to monoanionic, mixed-valent  $[56]^-$  and neutral, diferric **56**. The mixed valent  $[56]^-$  is particularly interesting as it shows almost complete valence localisation despite identical iron sites. This unprecedented series of an unsupported, low-coordinate  $[\text{Fe}-\text{S}-\text{Fe}]$  unit in three-oxidation states resembles one of the belt sulfide functions in the iron/sulfur/molybdenum co-factor (FeMoCo) of the nitrogenase enzyme (Scheme 26A, inset),<sup>95</sup> which is supposed to open up during substrate turn-over.<sup>96</sup>  $[56]^{2-}$  and  $[56]^-$  could be cleaved by  $\text{CS}_2$  which yielded the mononuclear iron thiocarbonates  $[57]^{2-}$  and  $[57]^-$  under decoordination of the second  $[\text{FeL}_2]$  fragment.<sup>94</sup> The facile rupture of a  $[\text{Fe}-\text{S}-\text{Fe}]$  unit by  $\text{CS}_2$  gives insights how  $\text{CS}_2$  might act as an inhibitor of nitrogenase FeMoco (and other iron-sulfur clusters) – a behaviour that is not yet fully understood.<sup>97</sup> An analogous study with red selenium gave the dianionic complex  $[59]^{2-}$  (Scheme 26B).<sup>98</sup> Variation of the Fe:Se ratio resulted in the mononuclear iron(III) di- (**58**<sup>2-</sup>) and triselenides (**60**<sup>2-</sup>). It is contemplated that elemental selenium is initially reduced by  $[\text{Fe}(\text{N}(\text{Dipp})\text{SiMe}_3)_2]^-$  to anionic polyselenides. Subsequently, the chalcogenide anions recombine with the now Lewis-acidic iron(II) complexes – with or without further oxidation to iron(III) – to yield monomeric iron polyselenides or dimeric diiron monoselenides depending on the Fe:Se ratio. Accordingly, pre-reduced polychalcogenides can be used like-wise in conjunction with divalent complexes (Scheme 26B).<sup>98</sup> If the steric demand of the silylamide ligands of the employed iron(I) complex is lowered, a bis- $\mu$ -S bridged complex with an  $[\text{Fe}_2\text{S}_2]$  diamond core was obtained (**61**, Scheme 26C).<sup>99</sup> It correspond to the central  $[\text{Fe}_2\text{S}_2]$  motif of well-known Rieske-type clusters. **61** could be deconstructed using  $\text{CS}_2$  to yield the mononuclear iron(III) thiocarbonate **62**. Reaction of **61** with additional  $[\text{Fe}(\text{NR}_2)_2]^-$  lead to reduction of the iron sulfur complex and was accompanied by decoordination of one silyl amide ligand per iron (**63**). Two other synthetic super-reduced  $[\text{Fe}_2\text{S}_2]^{0-}$  clusters were so far known, which however retained the four-coordinate coordination environment due to the use of chelating ligands.<sup>100</sup> **63** thus represents the first example of a super-reduced  $[\text{Fe}_2\text{S}_2]^{0-}$  complex with only three-coordinate iron. It is important to note, that formation of **63** does not occur using the  $\text{K}\{\text{crypt.222}\}$  salt of  $[\text{Fe}^I]^-$  or  $\text{KC}_8$  in the presence of 18-crown-6. It reveals a dual role of the employed  $[\text{Fe}(\text{NR}_2)_2]^{0-}$ : It acts first as a  $1e^-$ -reductant in the oxidation state +I and then as a strong Lewis acid in the divalent state. The approach of combining a linear metal(II) fragment with unusual polyanions is applicable for Zintl anions (Scheme 27), too.<sup>101</sup> Reaction of  $\text{Mn}(\text{NR}_2)_2$  with  $\text{K}\{\text{crypt.222}\}[\text{TrBi}_3]^{2-}$ , which is only soluble in very polar solvents such as ethylene diamine or  $\text{NH}_3(\text{l})$ , allowed for the unprecedented reactive dissolution of Zintl ions in regular solvents such as THF. The integrity of the Zintl ion remains in formed  $[64]^{2-}$ , which is also rather uncommon. This was emphasized for  $[\text{TrBi}_3]^{2-}$  (Tr = Ga, In) where a  $[\text{Bi}_2]^{2-}$  bridged dinuclear complex ( $[65]^{2-}$ ) is observed with concomitant<sup>101</sup> elimination of the triel metal. Moreover the reaction with  $[\text{TrBi}_3]^{2-}$  also yielded in additional ligand exchange and redox state changes of the  $\text{Mn}(\text{NR}_2)_2$  fragment, as shown for the tetranuclear cluster  $[66]^{2-}$ .

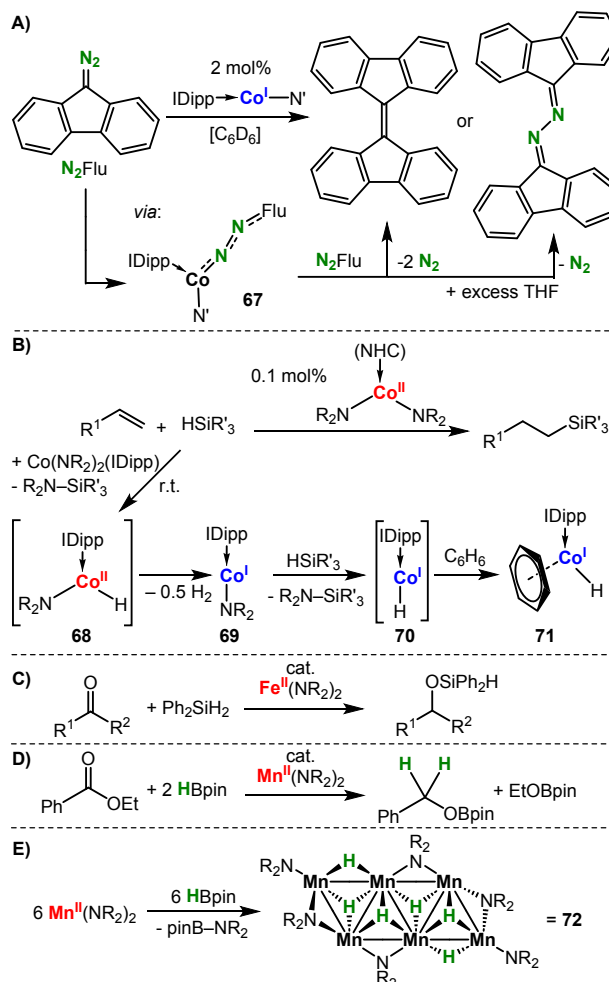


Scheme 27. Reaction of  $\text{Mn}(\text{NR}_2)_2$  with tetraatomic trielbismuthates  $[\text{TrBi}_3]^{2-}$  (Tr = In, Ga, Ta).  $\text{K}\{\text{crypt.222}\}$  cations are omitted.

$[66]^{2-}$  is a mixed  $[\text{Mn}^{\text{I}}_2\text{Mn}^{\text{II}}_2]$  complex, thus underscoring the ease of redox state changes in these low-coordinate high-spin metal ions.

#### Other reactivities involving linear metal amides

The cobalt(I) complex  $(\text{IPr})\text{Co}(\text{N}(\text{SiMe}_3)_2\text{Dipp})$  reacts with diazoalkane to give the respective adduct **67**, that is formulated as a cobalt(II) diazoalkane radical anion (Scheme 28A).<sup>50</sup>



Scheme 28 A) Cobalt mediated coupling of diazoalkanes to either alkenes or hydrazine derivatives. B) Hydrosilylation of a variety of terminal alkenes with tertiary silanes catalysed by  $[(\text{NHC})\text{Co}(\text{N}(\text{SiMe}_3)_2)_2]$  via linear cobalt(I) intermediates. C) Iron-mediated hydrosilylation of ketones. D) Manganese mediated hydroboration of esters. E) Isolation of a polymeric manganese hydride cluster intermediate.





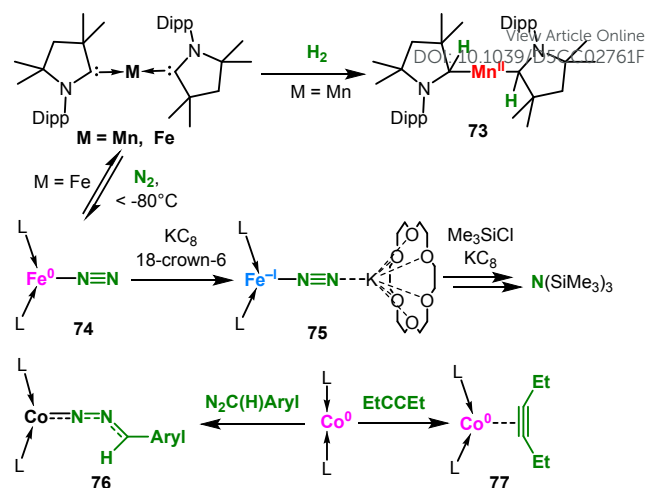
## ARTICLE

## Journal Name

In the presence of an excess of the diazoalkane the catalytic homocoupling to an alkene under  $N_2$  liberation is observed in non-polar solvents. The reactivity switches to hydrazine formation when donor solvents are employed. It is attributed to blocking of the metal site by the solvent and by that prevents complete metal-mediated  $N_2$  liberation.<sup>50</sup> Metal(II) hexamethyldisilazanes have also enjoyed use in a number of hydro-elementation reactions using silanes or boranes (Scheme 28B-D). These transformations rely on the loss of the complex integrity via amide/hydride exchange and redox-processes: The cobalt(II) amide  $Co(NR_2)_2$  or their NHC adduct (Scheme 28B) catalyses the hydrosilylation of a variety of terminal alkenes with tertiary silanes.<sup>102</sup> Stoichiometric studies on NHC adducts revealed reduction to the linear cobalt(I) amide **69** via presumed hydride formation (**68**) and subsequent reductive  $H_2$  liberation. The linear hydride **70**, as inferred from the isolable arene complex **71** (or the silyl derivative), are likely the active alkene hydrosilylation agents. The neutral iron and manganese complexes  $M^{II}(NR_2)_2$  were found to be active in the hydrosilylation or hydroboration of carbonyl compounds at room temperature (Scheme 28C/D).<sup>103</sup> Under catalytic conditions  $M^{II}(NR_2)_2$  serves as a precatalysts and initially form mono- or polymeric metal hydrides.<sup>104,105</sup> The latter was exemplary evidenced for  $Mn(NR_2)_2$ , that reacted with  $HA/Pr_2$  to the hexameric, sheet-like  $[Mn^II_6H_6(NR_2)_6]$  (**72**, Scheme 28E).<sup>105</sup>

### Beyond linear metal amides: Notable examples of other linear 3d-metal complexes

As mentioned in the introduction, some linear complexes bearing other ligands were successfully employed in chemical transformations, mostly in catalysis. For example, linear  $Fe^{II}$  and  $Mn^{II}$  terphenyls served as precatalysts in hydroamination (Scheme 29A)<sup>106</sup> and hydrophosphination (B)<sup>107</sup> of isocyanates as well as cyclotrimerisation of isocyanates (C)<sup>108</sup> and alkynes.<sup>109</sup> However, the reaction conditions and substrate types implicate *in-situ* transformation of the central two-coordinate metal fragment into higher-coordinate metal

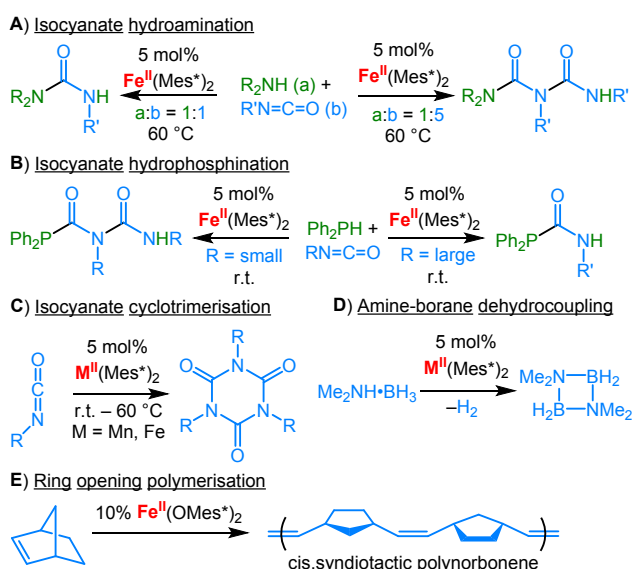


Scheme 30. Reactivity of linear, cAAC based very valent 3d-metal complexes.

species. For manganese(II) aryl compounds the amineborane dehydrogenation was also reported (Scheme 29D), which proceeds by either a homogenous or heterogeneous (via *in-situ* nanoparticle formation) mechanism.<sup>110</sup> A two-coordinate iron alkoxide served as a precatalyst for stereospecific ring-opening metathesis polymerization of norbornene (Scheme 29E).<sup>111</sup> An increase of the polymerization rate increase was observed by *in-situ* addition of one equivalent of a more acidic fluorinated alcohol, by presumed intermittent formation of a linear heteroleptic alkoxide complex. Purely NHC based linear complexes should also be mentioned.  $Mn(cAAC)_2$  is able to cleave  $H_2$  at ambient conditions, yielding the  $Mn(II)$  bisalkyl complex **73** (Scheme 30).<sup>27</sup> For  $Fe(cAAC)_2$  reversible coordination of  $N_2$  was reported.<sup>112</sup> The labile  $N_2$ -adduct **74** can be stabilized by further reduction with  $KC_8$  and 18c6 to the anionic **75**, which allows for subsequent (catalytic)  $N_2$  silylation.  $Co(cAAC)_2$  serves amongst other as coordination site for diazoalkanes (**76**) or alkynes (**77**).<sup>113</sup> Computational analysis of the alkyne complex **77** revealed only marginal  $\pi$ -backdonation to the alkyne (or even its reduction). It contrasts the calculated situation for the anionic  $[Co^I(NR_2)_2(\eta^2\text{-}PhCCPh)]^-$  ( $[Co^{19Ph}]^-$ , Scheme 11), despite  $Co(cAAC)_2$  having a lower oxidation state.

## Conclusion

For decades linear open-shell 3d-metal complexes served as a curiosity and synthetic challenge in coordination chemistry. However, in the recent years their potential as single ion magnets, as reaction partners and even as (pre)catalysts was developed. Of those, silylamide based complexes have gained prominence, either in the divalent or monovalent state. Divalent metal silylamides can serve most notably as platforms for imido metal species. They exhibit intriguing electronic structures of mixed metal(III) imidyl and metal(II) nitrene character, which was further exploited for catalytic C–H amination catalysis. In this context, the pronounced Lewis acidity of  $M(NR_2)_2$  helped in isolation of weakly bound organoazide adducts as the initial species in the catalytic cycle. These adducts can be irradiated *in-crystallo* under  $N_2$  liberation



Scheme 29. Application of linear aryl and alkoxide metal complexes as precatalysts.



and metal imido formation, which were otherwise too reactive in solution chemistry. Looking also to other linear, mainly aryl based metal(II) complexes, they served as precatalysts for a variety of transformations. However, the employed compounds are subject to intricate transformation reactions that can involve substrate insertion into the original metal-ligand bonds as well as substantial redox state changes.

The chemistry of the monovalent siblings, either anionic and homoleptic or neutral and heteroleptic with NHC ligation exhibits a larger reactivity variety, owing to a more electron-rich metal centre. The most salient features of linear metal(I) complexes are a pronounced loss of Lewis acidity despite the coordinatively unsaturated state. Further, the interaction of these compounds with substrates is characterized by one-electron transfer processes. This property is most pronounced for anionic complexes ( $[M(NR_2)_2]^-$ ) and was exploited for the generation of a number of metal(II) stabilized radical anions. It was exemplified for carbonyl or iminyl based substrates and could also be extended to alkynes and alkenes. Complexes with the latter could undergo radical-anion based bond transformations, such as *cis*->*trans* isomerisation. Here, certain limits of linear metal(I) based chemistry with  $\pi$ -accepting ligands became also evident as the interaction with  $C\equiv C$  triple bonds can lead to complex dismutation driven by the formation of comparably stable 18 VE organometal complexes. Like for the neutral metal(II) species, anionic and neutral linear metal(I) complexes are suitable platforms for imido metal complexes in higher spin states using organo azides as transfer agents. It allows for catalytic applications, with evidence that the employed metal silylamide fragments can remain intact. For the similar diazo methane derivatives, they can be catalytically coupled by a linear cobalt(I) complex under  $N_2$  extrusion to give either alkenes or hydrazine derivatives.

A very different area is the bottom-up construction of small metal/main-group clusters, in which the dual role of metal silylamides is emphasized. Anionic iron(I) silylamides can activate elemental chalcogenes, that likely proceeds via initial single electron transfer from the metal to yield in chalcogenide (poly)anions. These immediately recombine with the now Lewis acidic iron(II) silylamides to unusual metal sulfide or selenide motifs. Accordingly, neutral metal(II) silylamides can directly be combined with main-group polyanions (e.g. Zintl ions). In all cases further redox state changes can be observed, yielding highly unusual clusters with low-coordinate metal ions.

## Outlook

Despite the presented knowledge for linear metal silylamides, it is evident that for this compound class alone a multitude of combinations with already examined substrates are still open for discovery. Possible variations concern for example other main-group element/metal combinations or advancing the field of catalytically relevant imido metal species. Further, the flurry of intriguing organic transfer-agents in recent year, such as diazoolefins ( $NHC=C=N_2$ )<sup>114</sup> or the carbon atom transfer agent  $Ph_2S=C=N_2$ ,<sup>115</sup> might poses uncharted territory with regards to metal-main group multiple bonds in higher spin state.

Looking beyond, the introduction of NHC ligation further opened up the variability in terms of charge and gives access to formally zero- or even subvalent compounds. Here, the non-innocence of alkyl amino carbene ligands is prospective to facilitate multi-electron bond activation processes. These NHC complexes were so far only little examined in a broader fashion, which would be needed to address the integrity and stability of the employed two-coordinate  $[M(NHC)_2]^n$  fragments during bond activation processes. In this context, the NHC based metallates, namely  $[Fe(cAAC)_2(N_2)]^-$  or the higher coordinate  $[Co(Imes)_2(N_2)]^-$ <sup>116</sup> with their labile  $N_2$  ligation, are possible candidates. These can serve as  $M^{-1}$  synthons, similar to arene metallates such as  $[Fe(anthracen)_2]^-$ ,<sup>117</sup> yet with more persistent ancillary ligands. The anionic charge might prevent unwanted decomposition or aggregation reactions, enhance the likelihood of higher spin states and provide beneficial crystallisation properties as seen for anionic metal(I) silylamides. Concluding, the chemistry of linear open shell complexes still leaves a wide open chemical space. Its further exploration is prospective of new and unusual reactivity patterns, which we and others will continue to address.

## Acknowledgements

C. G. W. acknowledges the Deutsche Forschungsgemeinschaft (grants WE 5627/7-1 and WE 5627/8-1).

## Author contributions

A. C. and C. G. W. conceptualised and wrote the manuscript.

## Conflicts of Interests

There are no conflicts to declare.

## Notes and references

- 1 a) M. F. Lappert, *Metal amide chemistry*, Wiley, Chichester, U.K., 2009; b) *Metal and metalloid amides: syntheses, structures, and physical and chemical properties*, Chichester, 1979; c) P. P. Power, *Comment. Inorg. Chem.*, 1989, **8**, 177–202; d) P. P. Power, *Chemtracts*, 1994, **6**, 181–194; e) D. L. Kays, *Dalton Trans.*, 2011, **40**, 769–778; f) A. Noor, *Coord. Chem. Rev.*, 2023, **476**, 214941; g) L. J. Taylor and D. L. Kays, *Dalton Trans.*, 2019, **48**, 12365–12381;
- 2 P. P. Power, *Chem. Rev.*, 2012, **112**, 3482–3507.
- 3 H. Bürger and U. Wannagat, *Monatsh. Chem.*, 1963, **94**, 1007–1012.
- 4 H. Bürger and U. Wannagat, *Monatsh. Chem.*, 1964, **95**, 1099–1102.
- 5 a) D. C. Bradley, M. B. Hursthouse, K. M. Abdul Malik and R. Mösele, *Transition. Met. Chem.*, 1978, **3**, 253–254; b) B. D. Murray and P. P. Power, *Inorg. Chem.*, 1984, **23**, 4584–4588; c) R. A. Andersen, K. Faegri, J. C. Green, A. Haaland, M. F. Lappert, W. P. Leung and K. Rypdal, *Inorg. Chem.*, 1988, **27**, 1782–1786;
- 6 M. M. Olmstead, P. P. Power and S. C. Shoner, *Inorg. Chem.*, 1991, **30**, 2547–2551.
- 7 A. M. Bryan, G. J. Long, F. Grandjean and P. P. Power, *Inorg. Chem.*, 2013, **52**, 12152–12160.



- 8 D. C. Bradley, M. B. Hursthouse, C. W. Newing and A. J. Welch, *Chem. Commun.*, 1972, 567.
- 9 D. C. Bradley, M. B. Hursthouse, A. A. Ibrahim, K. Malik, M. Motevalli, R. Mösele, H. Powell, J. D. Runnacles and A. C. Sullivan, *Polyhedron*, 1990, **9**, 2959–2964.
- 10 M. Faust, A. M. Bryan, A. Mansikkamäki, P. Vasko, M. M. Olmstead, H. M. Tuononen, F. Grandjean, G. J. Long and P. P. Power, *Angew. Chem. Int. Ed.*, 2015, **54**, 12914–12917.
- 11 a) D. L. J. Broere, I. Čorić, A. Brosnahan and P. L. Holland, *Inorg. Chem.*, 2017, **56**, 3140–3143; b) R. Weller, A. Gonzalez, H. Gottschling, C. von Hänisch and C. G. Werncke, *Z. Anorg. Allg. Chem.*, 2022, **648**, DOI: 10.1002/zaac.202100338;
- 12 A. M. Borys and E. Hevia, *Organometallics*, 2021, **40**, 442–447.
- 13 A. Reckziegel, B. Battistella, A. Schmidt and C. G. Werncke, *Inorg. Chem.*, 2022, **61**, 7794–7803.
- 14 P. P. Power, *Inorganic Syntheses, Volume 37*, ed. by P. P. Power, John Wiley & Sons, 2018, 1–14.
- 15 R. A. Andersen, A. Haaland, K. Rypdal and H. V. Volden, *J. Chem. Soc., Chem. Commun.*, 1985, 1807.
- 16 N. H. Buttrus, C. Eaborn, P. B. Hitchcock, J. D. Smith and A. C. Sullivan, *J. Chem. Soc., Chem. Commun.*, 1985, 1380.
- 17 a) W. Seidel, H. Müller and H. Görls, *Angew. Chem. Int. Ed.*, 1995, **34**, 325–327; b) R. J. Wehmschulte and P. P. Power, *Organometallics*, 1995, **14**, 3264–3267; c) C. Ni, T. A. Stich, G. J. Long and P. P. Power, *Chem. Commun.*, 2010, **46**, 4466;
- 18 a) C. Ni and P. P. Power, *Chem. Commun.*, 2009, 5543–5545; b) J. J. Ellison, K. Ruhlandt-Senge and P. P. Power, *Angew. Chem. Int. Ed.*, 1994, **33**, 1178–1180; c) T. Nguyen, A. D. Sutton, M. Brynda, J. C. Fetting, G. J. Long and P. P. Power, *Science*, 2005, **310**, 844–847; d) A. M. Bryan, G. J. Long, F. Grandjean and P. P. Power, *Inorg. Chem.*, 2014, **53**, 2692–2698;
- 19 a) J. N. Boynton, J.-D. Guo, J. C. Fetting, C. E. Melton, S. Nagase and P. P. Power, *J. Am. Chem. Soc.*, 2013, **135**, 10720–10728; b) J. Li, H. Song, C. Cui and J.-P. Cheng, *Inorg. Chem.*, 2008, **47**, 3468–3470; c) A. M. Bryan, W. A. Merrill, W. M. Reiff, J. C. Fetting and P. P. Power, *Inorg. Chem.*, 2012, **51**, 3366–3373;
- 20 W. Alexander Merrill, T. A. Stich, M. Brynda, G. J. Yeagle, J. C. Fetting, R. D. Hont, W. M. Reiff, C. E. Schulz, R. D. Britt and P. P. Power, *J. Am. Chem. Soc.*, 2009, **131**, 12693–12702.
- 21 J. N. Boynton, W. A. Merrill, W. M. Reiff, J. C. Fetting and P. P. Power, *Inorg. Chem.*, 2012, **51**, 3212–3219.
- 22 a) H. Chen, R. A. Bartlett, M. M. Olmstead, P. P. Power and S. C. Shoner, *J. Am. Chem. Soc.*, 1990, **112**, 1048–1055; b) R. A. Bartlett and P. P. Power, *J. Am. Chem. Soc.*, 1987, **109**, 7563–7564; c) S. N. König, C. Schadle, C. Maichle-Mossmar and R. Anwender, *Inorg. Chem.*, 2014, **53**, 4585–4597; d) K. Freitag, C. R. Stennett, A. Mansikkamäki, R. A. Fischer and P. P. Power, *Inorg. Chem.*, 2021, **60**, 4108–4115;
- 23 D. J. Liptrot and P. P. Power, *Nat. Rev. Chem.*, 2017, **1**, DOI: 10.1038/s41570-016-0004.
- 24 a) Y. Liu, N. T. Coles, N. Cajiao, L. J. Taylor, E. S. Davies, A. Barbour, P. J. Morgan, K. Butler, B. Pointer-Gleadhill, S. P. Argent, J. McMaster, M. L. Neidig, D. Robinson and D. L. Kays, *Chem. Sci.*, 2024, **15**, 9599–9611; b) H. R. Sharpe, A. M. Geer, L. J. Taylor, B. M. Gridley, T. J. Blundell, A. J. Blake, E. S. Davies, W. Lewis, J. McMaster, D. Robinson and D. L. Kays, *Nat. Commun.*, 2018, **9**, 3757;
- 25 S. Roy, K. C. Mondal and H. W. Roesky, *Acc. Chem. Res.*, 2016, **49**, 357–369.
- 26 S. Kumar Kushvaha, A. Mishra, H. W. Roesky and K. Chandra Mondal, *Chem. Asian J.*, 2022, **17**, e202101301.
- 27 P. P. Samuel, K. C. Mondal, H. W. Roesky, M. Hermann, G. Frenking, S. Demeshko, F. Meyer, A. C. Stückl, J. H. Christian, N. S. Dalal, L. Ungur, L. F. Chibotaru, K. Pröpper, A. Meents and B. Dittich, *Angew. Chem. Int. Ed.*, 2013, **52**, 11817–11821.
- 28 G. Ung, J. Rittle, M. Soleilhavoup, G. Bertrand and J. C. Peters, *Angew. Chem. Int. Ed.*, 2014, **53**, 8427–8431.
- 29 K. C. Mondal, S. Roy, S. De, P. Parameswaran, B. Dittich, F. Ehret, W. Kaim and H. W. Roesky, *Chem. Eur. J.*, 2014, **20**, 11646–11649.
- 30 K. C. Mondal, P. P. Samuel, Y. Li, H. W. Roesky, S. Roy, L. Ackermann, N. S. Sidhu, G. M. Sheldrick, E. Carl, S. Demeshko, S. De, P. Parameswaran, L. Ungur, L. F. Chibotaru and D. M. Andrada, *Eur. J. Inorg. Chem.*, 2014, **2014**, 818–823.
- 31 a) P. P. Samuel, R. Neufeld, K. Chandra Mondal, H. W. Roesky, R. Herbst-Irmer, D. Stalke, S. Demeshko, F. Meyer, V. C. Rojisha, S. De, P. Parameswaran, A. C. Stückl, W. Kaim, J. H. Christian, J. K. Bindra and N. S. Dalal, *Chem. Sci.*, 2015, **6**, 3148–3153; b) R. C. Poulten, M. J. Page, A. G. Algarra, J. J. Le Roy, I. López, E. Carter, A. Llobet, S. A. Macgregor, M. F. Mahon, D. M. Murphy, M. Murugesu and M. K. Whittlesey, *J. Am. Chem. Soc.*, 2013, **135**, 13640–13643;
- 32 C. G. Werncke, E. Suturina, P. C. Bunting, L. Vendier, J. R. Long, M. Atanasov, F. Neese, S. Sabo-Etienne and S. Bontemps, *Chem. Eur. J.*, 2016, **22**, 1668–1674.
- 33 I. C. Cai, M. I. Lipschutz and T. D. Tilley, *Chem. Commun.*, 2014, **50**, 13062–13065.
- 34 J. M. Zadrozny, M. Atanasov, A. M. Bryan, C.-Y. Lin, B. D. Recken, P. P. Power, F. Neese and J. R. Long, *Chem. Sci.*, 2013, **4**, 125–138.
- 35 C.-Y. Lin, J.-D. Guo, J. C. Fetting, S. Nagase, F. Grandjean, G. J. Long, N. F. Chilton and P. P. Power, *Inorg. Chem.*, 2013, **52**, 13584–13593.
- 36 a) C. L. Wagner, L. Tao, J. C. Fetting, R. D. Britt and P. P. Power, *Inorg. Chem.*, 2019, **58**, 8793–8799; b) M. I. Lipschutz and T. D. Tilley, *Chem. Commun.*, 2012, **48**, 7146–7148;
- 37 R. Weller, L. Ruppach, A. Shlyaykher, F. Tambornino and C. G. Werncke, *Dalton Trans.*, 2021, **50**, 10947–10963.
- 38 M. I. Lipschutz, X. Yang, R. Chatterjee and T. D. Tilley, *J. Am. Chem. Soc.*, 2013, **135**, 15298–15301.
- 39 I. C. Cai, M. S. Ziegler, P. C. Bunting, A. Nicolay, D. S. Levine, V. Kalendra, P. W. Smith, K. V. Lakshmi and T. D. Tilley, *Organometallics*, 2019, **38**, 1648–1663.
- 40 P.-C. Yang, K.-P. Yu, C.-T. Hsieh, J. Zou, C.-T. Fang, H.-K. Liu, C.-W. Pao, L. Deng, M.-J. Cheng and C.-Y. Lin, *Chem. Sci.*, 2022, **13**, 9637–9643.
- 41 a) Y. W. Chao, P. A. Wexler and D. E. Wigley, *Inorg. Chem.*, 1989, **28**, 3860–3868; b) D. K. Kennepohl, S. Brooker, G. M. Sheldrick and H. W. Roesky, *Chem. Ber.*, 1991, **124**, 2223–2225; c) R. J. Schwamm, C. M. Fitchett and M. P. Coles, *Chem. Asian J.*, 2019, **14**, 1204–1211;
- 42 C. L. Wagner, L. Tao, E. J. Thompson, T. A. Stich, J. Guo, J. C. Fetting, L. A. Berben, R. D. Britt, S. Nagase and P. P. Power, *Angew. Chem. Int. Ed.*, 2016, **55**, 10444–10447.
- 43 R. Weller, I. Müller, C. Duhayon, S. Sabo-Etienne, S. Bontemps and C. G. Werncke, *Dalton Trans.*, 2021, **50**, 4890–4903.
- 44 R. Weller, M. Atanasov, S. Demeshko, T.-Y. Chen, I. Mohelsky, E. Bill, M. Orlita, F. Meyer, F. Neese and C. G. Werncke, *Inorg. Chem.*, 2023, **62**, 3153–3161.
- 45 a) N. L. Bell, M. Gladkikh, C. Fraser, M. Elsayed, E. Richards and R. D. Turnbull, *Angew. Chem. Int. Ed.*, 2025, e202505408; b) A. Eichhöfer, Y. Lan, V. Mereacre, T. Bodenstein and F. Weigend, *Inorg. Chem.*, 2014, **53**, 1962–1974;
- 46 C. G. Werncke, P. C. Bunting, C. Duhayon, J. R. Long, S. Bontemps and S. Sabo-Etienne, *Angew. Chem. Int. Ed.*, 2015, **54**, 245–248.
- 47 a) D.-Y. Lu, J.-S. K. Yu, T.-S. Kuo, G.-H. Lee, Y. Wang and Y.-C. Tsai, *Angew. Chem. Int. Ed.*, 2011, **50**, 7611–7615; b) J. Chai, H. Zhu, A. C. Stückl, H. W. Roesky, J. Magull, A. Bencini, A. Caneschi and D. Gatteschi, *J. Am. Chem. Soc.*, 2005, **127**, 9201–9206;
- 48 A. A. Danopoulos, P. Braunstein, K. Y. Monakhov, J. van Leusen, P. Kögerler, M. Clémancey, J.-M. Latour, A. Benayad, M. Tromp, E. Rezabal and G. Frison, *Dalton Trans.*, 2017, **46**, 1163–1171.
- 49 M. I. Lipschutz, T. Chantarojsiri, Y. Dong and T. D. Tilley, *J. Am. Chem. Soc.*, 2015, **137**, 6366–6372.





- 50 Y. Dong, M. I. Lipschutz, R. J. Witzke, J. A. Panetier and T. D. Tilley, *ACS Catal.*, 2021, **11**, 11160–11170.
- 51 R. J. Witzke, D. Hait, M. Head-Gordon and T. D. Tilley, *Organometallics*, 2021, **40**, 1758–1764.
- 52 C. A. Laskowski and G. L. Hillhouse, *J. Am. Chem. Soc.*, 2008, **130**, 13846–13847.
- 53 C. A. Laskowski, G. R. Morello, C. T. Saouma, T. R. Cundari and G. L. Hillhouse, *Chem. Sci.*, 2013, **4**, 170–174.
- 54 T. Inatomi, Y. Fukahori, Y. Yamada, R. Ishikawa, S. Kanegawa, Y. Koga and K. Matsubara, *Catal. Sci. Technol.*, 2019, **9**, 1784–1793.
- 55 M. I. Lipschutz and T. D. Tilley, *Organometallics*, 2014, **33**, 5566–5570.
- 56 A. Gonzalez, T.-Y. Chen, S. Demeshko, F. Meyer and C. G. Werncke, *Organometallics*, 2023, **42**, 1198–1204.
- 57 K.-C. Hsiao, P.-C. Yang, C.-T. Fang, H.-K. Liu and C.-Y. Lin, *Chem. Asian J.*, 2024, **19**, e202300924.
- 58 J. M. Zadrozny, D. J. Xiao, M. Atanasov, G. J. Long, F. Grandjean, F. Neese and J. R. Long, *Nat. Chem.*, 2013, **5**, 577–581.
- 59 P. C. Bunting, M. Atanasov, E. Damgaard-Møller, M. Perfetti, I. Crassee, M. Orlita, J. Overgaard, J. van Slageren, F. Neese and J. R. Long, *Science*, 2018, **362**, DOI: 10.1126/science.aat7319.
- 60 M. K. Thomsen, A. Nyvang, J. P. S. Walsh, P. C. Bunting, J. R. Long, F. Neese, M. Atanasov, A. Genoni and J. Overgaard, *Inorg. Chem.*, 2019, **58**, 3211–3218.
- 61 M. Atanasov, J. M. Zadrozny, J. R. Long and F. Neese, *Chem. Sci.*, 2013, **4**, 139–156.
- 62 W. M. Reiff, A. M. LaPointe and E. H. Witten, *J. Am. Chem. Soc.*, 2004, **126**, 10206–10207.
- 63 D. Errulat, K. L. M. Harriman, D. A. Gálico, J. S. Ovens, A. Mansikkamäki and M. Murugesu, *Inorg. Chem. Front.*, 2021, **8**, 5076–5085.
- 64 a) A. M. Bryan, C.-Y. Lin, M. Sorai, Y. Miyazaki, H. M. Hoyt, A. Hablutzel, A. LaPointe, W. M. Reiff, P. P. Power and C. E. Schulz, *Inorg. Chem.*, 2014, **53**, 12100–12107; b) X.-N. Yao, J.-Z. Du, Y.-Q. Zhang, X.-B. Leng, M.-W. Yang, S.-D. Jiang, Z.-X. Wang, Z.-W. Ouyang, L. Deng, B.-W. Wang and S. Gao, *J. Am. Chem. Soc.*, 2017, **139**, 373–380;
- 65 J. M. Frost, K. L. M. Harriman and M. Murugesu, *Chem. Sci.*, 2016, **7**, 2470–2491.
- 66 J. M. Zadrozny, D. J. Xiao, J. R. Long, M. Atanasov, F. Neese, F. Grandjean and G. J. Long, *Inorg. Chem.*, 2013, **52**, 13123–13131.
- 67 P. P. Samuel, K. C. Mondal, N. Amin Sk, H. W. Roesky, E. Carl, R. Neufeld, D. Stalke, S. Demeshko, F. Meyer, L. Ungur, L. F. Chibotaru, J. Christian, V. Ramachandran, J. van Tol and N. S. Dalal, *J. Am. Chem. Soc.*, 2014, **136**, 11964–11971.
- 68 Y.-S. Meng, Z. Mo, B.-W. Wang, Y.-Q. Zhang, L. Deng and S. Gao, *Chem. Sci.*, 2015, **6**, 7156–7162.
- 69 Z. Ouyang, J. Du, L. Wang, J. L. Kneebone, M. L. Neidig and L. Deng, *Inorg. Chem.*, 2015, **54**, 8808–8816.
- 70 C. G. Werncke and I. Müller, *Chem. Commun.*, 2020, **56**, 2268–2271.
- 71 C. Schneider, L. Guggolz and C. G. Werncke, *Dalton Trans.*, 2021, **51**, 179–184.
- 72 R. J. Witzke, D. Hait, K. Chakarawet, M. Head-Gordon and T. D. Tilley, *ACS Catal.*, 2020, **10**, 7800–7807.
- 73 I. Müller, D. Munz and C. G. Werncke, *Inorg. Chem.*, 2020, **59**, 9521–9537.
- 74 C. G. Werncke, I. Müller, K. Weißer and C. Limberg, *Inorg. Chem.*, 2024, **63**, 15236–15246.
- 75 R. Weller, I. Müller and G. Werncke, *Eur. J. Inorg. Chem.*, 2022, DOI: 10.1002/ejic.202100955.
- 76 D. Brenna, M. Villa, T. N. Gieshoff, F. Fischer, M. Hapke and A. Jacobi von Wangelin, *Angew. Chem. Int. Ed.*, 2017, **56**, 8451–8454.
- 77 G. Sieg, I. Müller, K. Weißer and G. Werncke, *Chem. Sci.*, 2022, DOI: 10.1039/D2SC04451J.
- 78 I. Müller, C. Schneider, C. Pietzonka, F. Kraus and C. G. Werncke, *Inorganics*, 2019, **7**, 117.
- 79 I. Müller and C. G. Werncke, *Chem. Eur. J.*, 2021, **27**, 4932–4938.
- 80 G. Sieg, Q. Pessemesse, S. Reith, S. Yelin, C. Limberg, D. Munz and C. G. Werncke, *Chem. Eur. J.*, 2021, **27**, 16760–16767.
- 81 G. Sieg, M. Fischer, F. Dankert, J.-E. Siewert, C. Hering-Junghans and C. G. Werncke, *Chem. Commun.*, 2022, **58**, 9786–9789.
- 82 a) S. Sandl and A. Jacobi von Wangelin, *Angew. Chem. Int. Ed.*, 2020, **59**, 5434–5437; b) J. D. Sears, P. G. N. Neate and M. L. Neidig, *J. Am. Chem. Soc.*, 2018, **140**, 11872–11883; c) C.-Y. Lin and P. P. Power, *Chem. Soc. Rev.*, 2017, **46**, 5347–5399;
- 83 M. I. Lipschutz and T. D. Tilley, *Angew. Chem. Int. Ed.*, 2014, **53**, 7290–7294.
- 84 C. G. Werncke, J. Pfeiffer, I. Müller, L. Vendier, S. Sabo-Etienne and S. Bontemps, *Dalton Trans.*, 2019, **48**, 1757–1765.
- 85 a) P. Müller and C. Fruit, *Chem. Rev.*, 2003, **103**, 2905–2920; b) L. Zhang and L. Deng, *Chin. Sci. Bull.*, 2012, **57**, 2352–2360; c) Y. Park, Y. Kim and S. Chang, *Chem. Rev.*, 2017, **117**, 9247–9301; d) Y. Liu, T. You, H.-X. Wang, Z. Tang, C.-Y. Zhou and C.-M. Che, *Chem. Soc. Rev.*, 2020, **49**, 5310–5358; e) K. Kawakita, Y. Kakiuchi, H. Tsurugi, K. Mashima, B. F. Parker, J. Arnold and I. A. Tonks, *Coord. Chem. Rev.*, 2020, **407**, 213118;
- 86 a) P. F. Kuijpers, J. I. van der Vlugt, S. Schneider and B. de Bruin, *Chem. Eur. J.*, 2017, **23**, 13819–13829; b) K. Ray, F. Heims and F. F. Pfaff, *Eur. J. Inorg. Chem.*, 2013, **2013**, 3784–3807; c) A. Grünwald, S. S. Anjana and D. Munz, *Eur. J. Inorg. Chem.*, 2021, **2021**, 4147–4166;
- 87 W. Stroek and M. Albrecht, *Chem. Sci.*, 2023, **14**, 2849–2859.
- 88 W. Stroek, M. Keilwerth, L. A. Malaspina, S. Grabowsky, K. Meyer and M. Albrecht, *Chem. Eur. J.*, 2024, **30**, e202303410.
- 89 A. Gonzalez, S. Demeshko, F. Meyer and C. G. Werncke, *Chem. Commun.*, 2023, **59**, 11532–11535.
- 90 S. Reith, S. Demeshko, B. Battistella, A. Reckziegel, C. Schneider, A. Stoy, C. Lichtenberg, F. Meyer, D. Munz and C. G. Werncke, *Chem. Sci.*, 2022, **13**, 7907–7913.
- 91 A. Reckziegel, M. Kour, B. Battistella, S. Mebs, K. Beuthert, R. Berger and C. G. Werncke, *Angew. Chem. Int. Ed.*, 2021, **60**, 15376–15380.
- 92 A. Reckziegel, C. Pietzonka, F. Kraus and C. G. Werncke, *Angew. Chem. Int. Ed.*, 2020, **59**, 8527–8531.
- 93 A. Reckziegel, B. Battistella and C. G. Werncke, *Eur. J. Inorg. Chem.*, 2022, e202101102.
- 94 C. Schneider, S. Demeshko, F. Meyer and C. G. Werncke, *Chem. Eur. J.*, 2021, **27**, 6348–6353.
- 95 a) K. M. Lancaster, M. Roemelt, P. Ettenhuber, Y. Hu, M. W. Ribbe, F. Neese, U. Bergmann and S. DeBeer, *Science*, 2011, **334**, 974–977; b) T. Spatzal, M. Aksoyoglu, L. Zhang, S. L. A. Andrade, E. Schleicher, S. Weber, D. C. Rees and O. Einsle, *Science*, 2011, **334**, 940; c) O. Einsle, F. A. Tezcan, S. L. A. Andrade, B. Schmid, M. Yoshida, J. B. Howard and D. C. Rees, *Science*, 2002, **297**, 1696–1700; d) D. C. Rees, F. Akif Tezcan, C. A. Haynes, M. Y. Walton, S. Andrade, O. Einsle and J. B. Howard, *Philos. Trans. R. Soc. A*, 2005, **363**, 971;
- 96 a) D. Sippel, M. Rohde, J. Netzer, C. Trncik, J. Gies, K. Grunau, I. Djurdjevic, L. Decamps, S. L. A. Andrade and O. Einsle, *Science*, 2018, **359**, 1484–1489; b) W. Kang, C. C. Lee, A. J. Jasnowski, M. W. Ribbe and Y. Hu, *Science*, 2020, **368**, 1381–1385;
- 97 a) M. J. Ryle, H. I. Lee, L. C. Seefeldt and B. M. Hoffman, *Biochemistry*, 2000, **39**, 1114–1119; b) M. Kumar, W. P. Lu and S. W. Ragsdale, *Biochemistry*, 1994, **33**, 9769–9777; c) L. C. Seefeldt, M. E. Rasche and S. A. Ensign, *Biochemistry*, 1995, **34**, 5382–5389;
- 98 C. Schneider, S. Ivlev and C. G. Werncke, *Eur. J. Inorg. Chem.*, 2023, **26**, DOI: 10.1002/ejic.202200706.
- 99 C. Schneider, S. J. Groß, S. Demeshko, S. Bontemps, F. Meyer and C. G. Werncke, *Chem. Commun.*, 2021, **57**, 10751–10754.
- 100 a) A. Albers, S. Demeshko, K. Pröpper, S. Dechert, E. Bill and F. Meyer, *J. Am. Chem. Soc.*, 2013, **135**, 1704–1707; b) S. Yao, F. Meier, N. Lindenmaier, R. Rudolph, B. Blom, M. Adelhardt, J.





## ARTICLE

## Journal Name

- Sutter, S. Mebs, M. Haumann, K. Meyer, M. Kaupp and M. Driess, *Angew. Chem. Int. Ed.*, 2015, **54**, 12506–12510;
- 101 J. Rienmüller, A. Schmidt, N. J. Yutronkie, R. Clérac, C. G. Werncke, F. Weigend and S. Dehnen, *Angew. Chem. Int. Ed.*, 2022, **61**, e202210683.
- 102 Y. Liu and L. Deng, *J. Am. Chem. Soc.*, 2017, **139**, 1798–1801.
- 103 J. Yang and T. D. Tilley, *Angew. Chem. Int. Ed.*, 2010, **49**, 10186–10188.
- 104 a) Y. Ohki, Y. Shimizu, R. Araake, M. Tada, W. M. C. Sameera, J.-I. Ito and H. Nishiyama, *Angew. Chem. Int. Ed.*, 2016, **55**, 15821–15825; b) T. Higaki, K. Tanaka, H. Izu, S. Oishi, K. Kawamoto, M. Tada, W. M. C. Sameera, R. Takahata, T. Teranishi, S. Kikkawa, S. Yamazoe, T. Shiga, M. Nihei, T. Kato, R. E. Cramer, Z. Zhang, K. Meyer and Y. Ohki, *J. Am. Chem. Soc.*, 2025, **147**, 3215–3222; c) T. N. Gieshoff, U. Chakraborty, M. Villa and A. Jacobi von Wangelin, *Angew. Chem. Int. Ed.*, 2017, **56**, 3585–3589;
- 105 U. Chakraborty, E. Reyes-Rodriguez, S. Demeshko, F. Meyer and A. Jacobi von Wangelin, *Angew. Chem. Int. Ed.*, 2018, **57**, 4970–4975.
- 106 A. J. South, A. M. Geer, L. J. Taylor, H. R. Sharpe, W. Lewis, A. J. Blake and D. L. Kays, *Organometallics*, 2019, **38**, 4115–4120.
- 107 H. R. Sharpe, A. M. Geer, W. Lewis, A. J. Blake and D. L. Kays, *Angew. Chem. Int. Ed.*, 2017, **56**, 4845–4848.
- 108 H. R. Sharpe, A. M. Geer, H. E. L. Williams, T. J. Blundell, W. Lewis, A. J. Blake and D. L. Kays, *Chem. Commun.*, 2017, **53**, 937–940.
- 109 A. M. Geer, J. Navarro, P. Alamán-Valtierra, N. T. Coles, D. L. Kays and C. Tejel, *ACS Catal.*, 2023, **13**, 6610–6618.
- 110 H. R. Sharpe, A. M. Geer, T. J. Blundell, F. R. Hastings, M. W. Fay, G. A. Rance, W. Lewis, A. J. Blake and D. L. Kays, *Catal. Sci. Technol.*, 2018, **8**, 229–235.
- 111 D. S. Belov, L. Mathivathanan, M. J. Beazley, W. B. Martin and K. V. Bukhryakov, *Angew. Chem. Int. Ed.*, 2021, **60**, 2934–2938.
- 112 G. Ung and J. C. Peters, *Angew. Chem. Int. Ed.*, 2015, **54**, 532–535.
- 113 J. Du, W. Chen, Q. Chen, X. Leng, Y.-S. Meng, S. Gao and L. Deng, *Organometallics*, 2020, **39**, 729–739.
- 114 P. Varava, Z. Dong, R. Scopelliti, F. Fadaei-Tirani and K. Severin, *Nat. Chem.*, 2021, **13**, 1055–1060.
- 115 Q. Sun, J.-N. Belting, J. Hauda, D. Tymann, P. W. Antoni, R. Goddard and M. M. Hansmann, *Science*, 2025, **387**, 885–892.
- 116 Y. Gao, G. Li and L. Deng, *J. Am. Chem. Soc.*, 2018, **140**, 2239–2250.
- 117 a) W. W. Brennessel, R. E. Jilek and J. E. Ellis, *Angew. Chem. Int. Ed.*, 2007, **46**, 6132–6136; b) W. W. Brennessel, V. G. Young and J. E. Ellis, *Angew. Chem. Int. Ed.*, 2006, **45**, 7268–7271;

View Article Online  
DOI: 10.1039/D5CC02761F


ChemComm Accepted Manuscript



**Data availability statement**

[View Article Online](#)  
DOI: 10.1039/D5CC02761F

Data availability statement is not applicable. This is a perspective article with no original research data.



Gunnar Werncke

