

RSC Applied Polymers

Accepted Manuscript

This article can be cited before page numbers have been issued, to do this please use: E. Dalcanale, F. Portone, L. T. Nguyen, R. Pinalli, A. Pedrini and F. E. Du Prez, *RSC Appl. Polym.*, 2025, DOI: 10.1039/D4LP00369A.



This is an Accepted Manuscript, which has been through the Royal Society of Chemistry peer review process and has been accepted for publication.

Accepted Manuscripts are published online shortly after acceptance, before technical editing, formatting and proof reading. Using this free service, authors can make their results available to the community, in citable form, before we publish the edited article. We will replace this Accepted Manuscript with the edited and formatted Advance Article as soon as it is available.

You can find more information about Accepted Manuscripts in the [Information for Authors](#).

Please note that technical editing may introduce minor changes to the text and/or graphics, which may alter content. The journal's standard [Terms & Conditions](#) and the [Ethical guidelines](#) still apply. In no event shall the Royal Society of Chemistry be held responsible for any errors or omissions in this Accepted Manuscript or any consequences arising from the use of any information it contains.

ARTICLE

Debondable phenoxy-based structural adhesives with β -amino amide containing reversible crosslinkers

Francesca Portone^a, Loc Tan Nguyen^b, Roberta Pinalli^a, Alessandro Pedrini^a, Filip Du Prez^{b*}, Enrico Dalcanale^{a*}

Received 00th January 20xx,
Accepted 00th January 20xx

DOI: 10.1039/x0xx00000x

This study introduces dynamic phenoxy-based adhesives using β -aminoamide exchange chemistry, designed for durability, reprocessability and sustainability. Synthesized through a two-step process, the adhesive features linear poly-aminoamides and tailored amine formulations to optimize adhesion, flexibility, and the glass transition. The corresponding phenoxy-based adhesives demonstrated effective crosslinking, high thermal stability ($T_{d5\%} \sim 340$ -350 °C), and temperature-responsive viscoelastic properties. Notably, the materials with 5 mol% of TETA (E-BAAT5) exhibited ideal activation energy for stress relaxation, exceptional creep resistance, and retained up to 98% lap shear strength after recycling, with controlled debonding at elevated temperatures, making it ideal for high-performance, recyclable adhesive applications.

Introduction

The adhesive market is experiencing continuous growth, driven by the diverse and expanding range of applications for these materials.¹ Among the various types of adhesives (e.g. hot-melt, pressure sensitive, contact adhesive), structural adhesives stand out for their ability to deliver high mechanical strength and long-term durability, making them indispensable in applications where the structural integrity of the bonded materials is of paramount importance.² Structural adhesives for demanding engineering applications are typically defined by their capacity to achieve a lap shear strength exceeding the critical threshold of 7 MPa.³ Prominent examples of structural adhesives reported in literature include polyacrylates, polyurethanes, and especially epoxy thermosets, which are well-established for their robust performance in various conditions.⁴

Despite their advantageous properties, traditional epoxy-based products face a lack of (re)processability, which leads to these materials being treated as permanent waste at the end of their useful life.⁵ This poses significant environmental challenges, as discarded epoxy-based products contribute to rapidly growing waste streams that are cumbersome to recycle or reuse.

Recently, however, promising advancements have been made in addressing this issue. For example, a reusable supramolecular crosslinked epoxy hot melt adhesive has been developed,

achieving an adhesion strength of 10 MPa.^{6,7} This marks a significant step forward in creating materials that retain high performance while offering the possibility of reuse. Although early efforts in this field concentrated on supramolecular adhesives, due to their ability to form reversible bonds, covalent dynamic systems have emerged as a compelling alternative for applications requiring stronger, more durable connections yet being (re)processable.^{8,9}

Over the past decade, several covalent dynamic chemistries have been investigated as potential solutions to enhance the reprocessability of adhesives without compromising their mechanical strength such as disulfide exchange,^{10,11} Diels-Alder chemistry,^{12,13} boronic ester methathesis,¹⁴ transesterification,¹⁵ vinylogous urethane,¹⁶ and β -amino ester chemistry.¹⁷

In 2023, Van Lijsebetten et al. reported an epoxy adhesive using amide-imide exchange chemistry.¹⁸ They prepared a new dynamic curing platform for epoxy resins using commercially available monomers to create polyglutaramide (PGA) and polysuccinamides (PSA) pre-polymers as dynamic hardeners. Rheology experiments demonstrated that heating triggered a shift in the dicarboxamide-imide equilibrium, allowing material flow at typical thermoplastic processing temperatures (230-280 °C). The modified epoxy resin improved bonding to metal substrates with a lap shear strength of up to 8 MPa and enabled controlled debonding and rebonding through reversible cohesion. This strategy offers a promising potential for industrial application, primarily due to the cost-effectiveness and scalability of the materials involved. Moreover, polyamides and amidoamines are well-established curing agents widely employed across various industries, including epoxy formulations for adhesives.¹⁹ These compounds significantly enhance both the strength and durability of the resulting adhesives, making them integral components in high-performance products.

^a Dipartimento di Scienze Chimiche, della Vita e della Sostenibilità Ambientale, Università degli Studi di Parma, Parco Area delle Scienze 17/A, 43124, Parma, Italy. *Email: enrico.dalcanale@unipr.it

^b Polymer Chemistry Research Group, Centre of Macromolecular Chemistry (CMAc), Department of Organic and Macromolecular Chemistry, Faculty of Sciences, Ghent University, Krijgslaan 281 S4, 9000 Ghent, Belgium. *Email: Filip.DuPrez@UGent.be



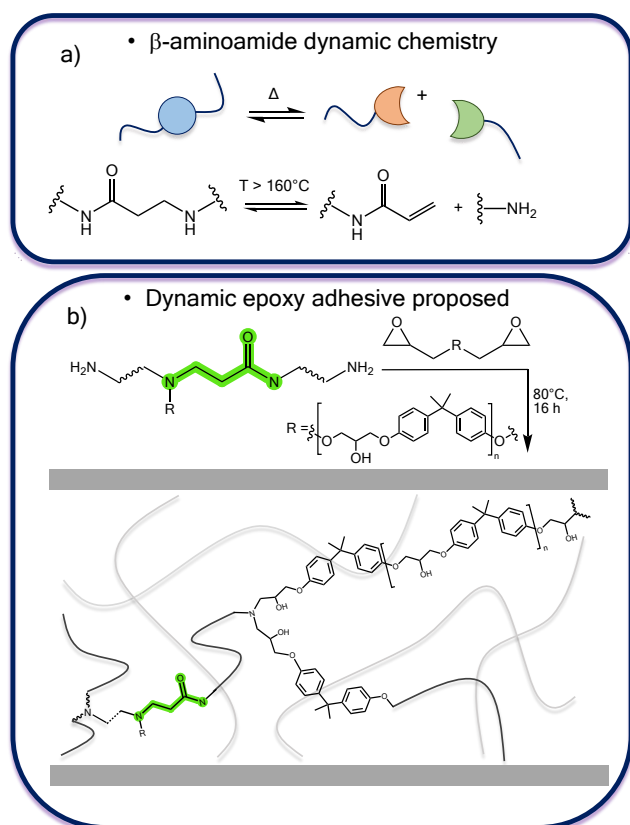


Figure 1. a) sketch of β -aminoamide moiety dissociation in the corresponding acrylamide and amine; b) sketch of the proposed dynamic epoxy adhesive chemical structure and connectivity.

Very recently, Du Prez and coworkers reported a related dissociative β -aminoamide dynamic exchange chemistry in which an amino group is positioned in proximity to an amide function.²⁰ This type of exchange chemistry exhibits dynamic behavior at temperatures above 160°C , resulting in reversible dissociation into acrylamides and amines (Figure 1a). Furthermore, these materials exhibit creep resistance up to 100°C , robust hydrolytic stability in acidic, basic, and neutral environments, combined with high thermal and dimensional stability.

To expand the range of dynamic chemistries available for the development of covalent adaptable networks (CANs) in structural adhesives, such β -aminoamide moieties have now been incorporated into a linear dynamic prepolymer as a curing agent for commercially available phenoxy-based resins (Figure 1b). Specifically, the incorporation of a curing agent with dynamic covalent bonds in rigid epoxy curing systems offers an efficient method for producing dynamic epoxy-based materials while utilizing conventional reaction pathways and conditions traditionally used for crosslinked epoxy resins.^{21,22}

In this work, we selected a commercially available phenoxy-based resin, Epikote™ 828LV, from Westlake Epoxy. This liquid epoxy resin was chosen due to its widespread application in adhesive formulations and its impressive mechanical performance. One of the key factors contributing to its superior

properties is its low shrinkage during curing, as well as the presence of pendant hydroxyl groups that can interact with various substrates, thus enhancing the adhesive's bonding properties.

First, a scalable synthesis for covalent adaptable β -aminoamide crosslinkers, making use of a bifunctional amino-ester and various cost-effective bifunctional amine-containing building blocks, will be reported. Then, the impact of permanent crosslinking on the dynamic properties of the resulting epoxy networks will be investigated, including an analysis of dimensional stability through creep measurements. Additionally, the exceptional adhesive performance, alongside an evaluation of its heat-triggered debondability, will be described.

Results and discussion

Synthesis of the dynamic crosslinker

Following the preparation of β -aminoamides in a two-step approach,²⁰ 4,4'-trimethylene dipiperidine was in a first step reacted with methyl acrylate to obtain the corresponding β -aminoester 1 (BAE 1, see Figure 2a) in a quantitative yield (Scheme S1). The selection of such secondary amine was intentional to prevent a second Michael addition, which would have resulted in a branched crosslinker instead of a linear one. The formation of the Michael adduct was confirmed by ^1H NMR (Figure S1).

In the second step, polycondensation of compound 1 at 120°C for 24 h with a formulation of amines (priamine 1074, 2,2,4,4-trimethyl-1,6-hexanediamine (TMHD), triethylenetetramine (TETA), 2-(1-piperazinyl)ethylamine (PEA)) resulted in the viscous prepolymer BAA-T0, BAA-T5 and BAA-T10 (Figure 2a). The BAA-T0 amine formulation consists only of priamine and PEA, designed to generate elastomeric materials. In addition, T5 and T10 make use of TMHD and 5 mol% and 10 mol% respectively of TETA to tune the T_g value. Equivalents and grams used for each curing agents are reported in Table S1. Each amine was precisely selected to offer a good balance of adhesion, flexibility, and mechanical strength in the resulting materials. Specifically, TETA was chosen due to the presence of secondary amine groups in its structure, which reacts with the epoxy moiety, introducing permanent crosslinks. These crosslinks play a critical role in controlling the material properties, allowing the tuning of the glass transition temperature (T_g) values in the materials (*vide infra*). Consequently, different concentration of TETA was used in the preparation of the prepolymer. 2-(1-Piperazinyl)ethylamine (PEA), commonly employed as a reactive diluent in epoxy curing, was selected for two key factors: its ability to control the degree of polymerization by acting as a chain stopper, and the increased presence of secondary amine ends groups capable to react with the epoxy component.²³ Priamine was selected to impart flexibility, thanks to its long aliphatic chains. Finally, TMHD was used by exploiting its low viscosity, which enables efficient mixing.



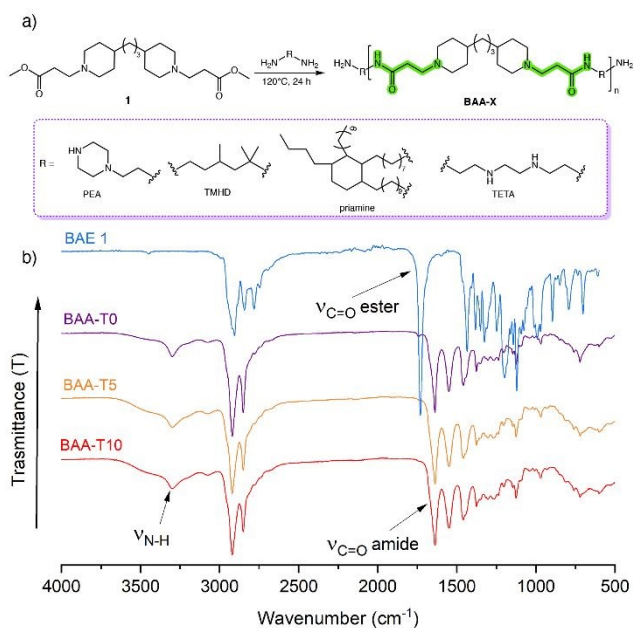


Figure 2. (a) Synthesis of the linear dynamic curing agent; (b) IR comparison of compound 1, BAA-T0, BAA-T5 and BAA-T10.

To produce a poly-aminoamides bearing two amine end groups, a molar ester-to-amine ratio (ester/NH₂) of 0.83 was used. The slight excess of amine ensures that once the ester moieties of BAE 1 are consumed, no additional chain growth occurs, thus leading to an amine-terminated curing agent.

The complete consumption of the ester moieties was evaluated via FT-IR (Figure 2b). The disappearance of the C=O stretching band of BAE 1 at 1731 cm⁻¹ and the appearance of N-H and C=O amide stretching at 3297 cm⁻¹ and 1636 cm⁻¹, respectively, are clearly visible.

Preparation and characterization of the Covalent Adaptable Network (CAN) Polymers

The obtained pre-polymers were employed as curing agents in the reaction with the commercial liquid phenoxy component Epikote 828-LV (Figure 3a), to synthesize E-BAAT0, E-BAAT5, and E-BAAT10 networks, respectively with no TETA, 5 mol% and 10 mol% of TETA. FT-IR was used to follow the crosslinking process (Figure S2), in which the disappearance of the stretching band of the epoxide groups (at 913 cm⁻¹) was observed, thus confirming the successful network formation.

The overall properties of the obtained materials have been summarized in Table 1. A gel fraction above 95% for all the networks further confirms the efficient crosslinking of the materials. Moreover, an increasing trend of T_g (Figure S3) values moving from E-BAAT0 (T_g = 14 °C) to E-BAAT10 (T_g = 45 °C) is observed. This observation is attributed to the presence of additional permanent crosslinking of E-BAAT5 and E-BAAT10, which affects both the backbone mobility and crosslink density. In addition, thermogravimetric analysis (TGA, Figure S4a) displayed a high degradation onset temperature (T_{d5%}), ranging

Table 1. Overall properties of the synthesized networks.

[View Article Online](#)
DOI: 10.1039/D4LP00369A

	Swelling degree (%) ^a	Gel fraction (%) ^a	T _g (°C) ^b	T _{d5%} (°C) ^c	m _{iso 220°C, 1h} (%) ^d
E-BAAT0	180 ± 5	95,7 ± 0,2	14	341	1.7
E-BAAT5	156 ± 11	97,4 ± 0,3	35	345	0.9
E-BAAT10	160 ± 7	97,7 ± 0,4	45	350	0.2

^aSwelling degree and soluble fraction were obtained from solubility measurements in chloroform at room temperature, using five samples; ^bDetermined from DSC analysis performed at a heating rate of 10 °C minutes⁻¹; ^cTGA onset temperatures after 5% weight loss (T_{d5%}) in air atmosphere; ^disothermal TGA for 1 h at 200 °C in air atmosphere.

between 340 °C and 350 °C. Isothermal TGA experiments (Figure S4b) performed at 220 °C for 1 h in air revealed less than 2% of weight loss for all the networks (Table 1), resulting in negligible degradation of the materials at high temperatures.

Subsequently, the processability of the networks was performed by cutting the materials into small pieces and compression molded at 200 °C under a pressure of 29 kPa for 30 minutes (Figure S5a). However, pressing E-BAAT10 did not yield homogeneous samples, as illustrated in Figure S4b. This can be attributed to the high density of permanent crosslinks within the network, confirming an upper threshold for the number of permanent bonds²⁴ and therefore is no longer consider in the following characterization discussion of the dynamic networks.

Viscoelastic properties of the synthesized polymer networks

The dynamic behavior of E-BAAT0 and E-BAAT5 was then examined by rheological frequency sweeps (Figure S6) and stress relaxation experiments (Figures 3b-c). A noticeable decrease in the material's storage modulus (G') with increasing temperature was observed in the frequency sweep experiment (Figure S6a,b). This observation provides additional evidence of the dissociative exchange²⁵ in the dynamic amino-amide network via a reversible (retro) aza-Michael reaction (Figure 1a). Stress relaxation measurements were performed in a temperature window ranging from 195 °C to 180 °C. The results, reported in Figure 3b and 3c, show that all materials dissipate the stress via network rearrangements, showing their temperature-dependence viscoelastic properties. A high-temperature dependence of the dynamic behavior is observed, in which the applied stress could be relaxed completely at elevated temperatures (e.g. 180 °C), favoring (re)processability. As fitting stress relaxation curves with the single Maxwell model did not provide a good match, the stretched Maxwell exponential decay function²⁶ was used to calculate the relaxation time (dotted line in Figure 3b, c).

Comparing the Arrhenius plots for E-BAAT0 and E-BAAT5, a large variation in activation energy, respectively 236 kJ·mol⁻¹ and 186 kJ·mol⁻¹ is observed. This aspect emphasizes that chain diffusion significantly affects the rate of network rearrangement. When diffusion is impeded, stress relaxation



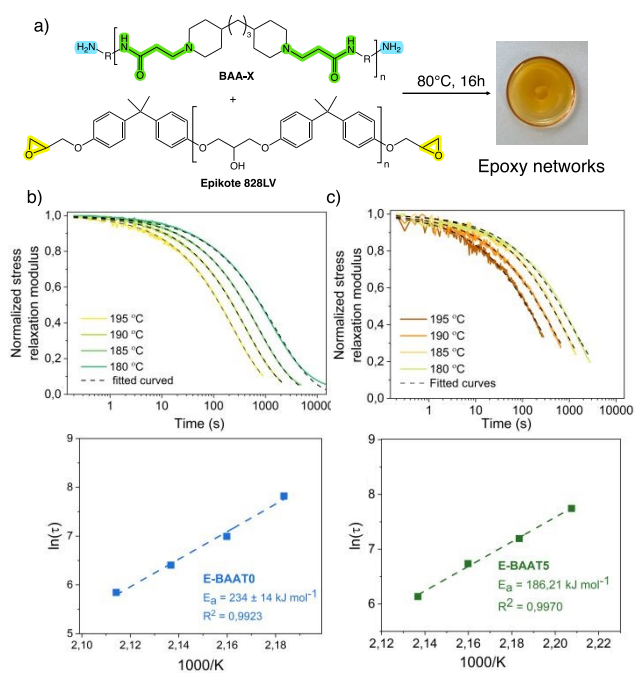


Figure 3. a) reaction scheme of the dynamic networks and representative picture of E-BAAT5 obtained; b-c) Stress relaxation curves (top) and Arrhenius plot (bottom) of E-BAAT0 (left) and E-BAAT5 (right).

occurs more slowly than in a free system. The presence of permanent crosslinking contributes to this effect.

Unexpectedly, E-BAAT5 has the lowest activation energy despite the larger number of permanent crosslinks. This counterintuitive result can be rationalized assuming a proximity-like effect²⁷ in the E-BAAT5 network. Indeed, the close spatial proximity of TETA's permanent cross-linking to the dissociated groups can facilitate a rapid bond exchange process. This proximity effect is responsible for lowering the activation energy of the bond exchange reaction, as the dissociated group can more readily encounter and reassociate with a nearby functional group.

Further characterizations were performed on the selected E-BAAT5 network. Its dimensional stability was assessed through a series of creep resistance experiments (Figure S7a) conducted across a temperature range from 60 °C to 140 °C. The material exhibited a remarkably low permanent deformation of approximately 0.2% after a recovery period of 3600 seconds in the absence of applied shear stress. Moreover, an examination of the creep compliance plot (Figure S6b) indicates that the power-law scaling exponent (m) reaches up to 0.11 (at 140 °C), implying that the material remains far from the characteristic steady-state regime ($m \approx 1$). These results suggest that the observed residual strain is primarily attributed to the elastic responses of the material, rather than to the viscous behavior of the network. Consequently, it is not possible to further estimate creep rates under the given conditions.²⁶

This minimal residual strain, observed consistently across all tested temperatures, indicates that E-BAAT5 possesses a high resistance to creep, even at elevated temperatures. Such stability suggests that E-BAAT5 could be a robust candidate for

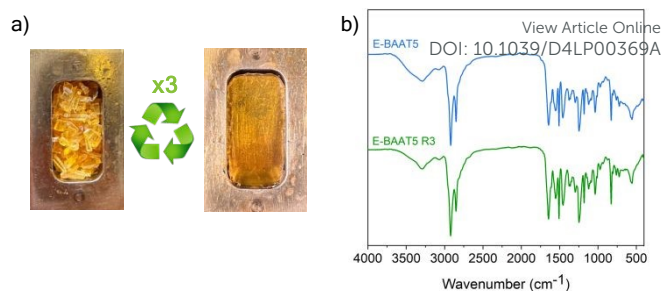


Figure 4. a) reprocessing of E-BAAT5 epoxy network conducted at 200 °C for 30 minutes under a pressure of 29 kPa; b) FTIR spectra comparison of the initial E-BAAT5 and the third-time reprocessed sample E-BAAT5 R3.

applications requiring long-term mechanical performance under thermal stress, as it demonstrates resilience against temperature-induced deformation, and a capacity to maintain structural integrity under conditions that might otherwise compromise other polymeric materials.

Additionally, tensile tests (Figure S8) showed ultimate stress different for E-BAAT0 and E-BAAT5, respectively $19 \pm 3,6 \text{ MPa}$ and $50 \pm 7,5 \text{ MPa}$ even though this latter is too brittle, as visible in Figure S8b.

Recyclability of the dynamic polymer networks

To assess the recyclability of this material, the performances on the recycled networks were evaluated by pressing E-BAAT5 at least three times (Figure 4a), with no significant change observed in the FTIR spectra of the recycled sample compared to the initial one (Figure 4b). However, stress relaxation measurements on the recycled samples (Figure S9) indicated deviations from the fitted curves, particularly in the initial phase of relaxation. Additionally, liberated acrylamide moieties during the dissociation process at elevated temperatures may undergo homopolymerization,²⁰ potentially resulting in the observed increased activation energy (216 kJ mol^{-1}). Despite these effects, the network retains its relaxation capability, confirming sufficient reprocessability of the material.

Adhesive properties of the dynamic β -aminoamide networks

The adhesion properties of the networks were then determined using lap shear tests (Figure 5a top). Experimentally, the formulations were coated using 0.1 g of the previously mixed formulations on the surface of two aluminum plates, that were overlapped in an area of 400 mm² (16 mm x 24.8 mm) with a thickness of 0.2 mm according to ASTM D1002 procedure. The samples were then subsequently cured at 80 °C for 16 h, and post-cured at 100 °C for 1 h.

When tensile force is applied to the sample, shear stress is distributed across the entire adhesive area, resulting in different types of failure (Figure 5a bottom). The nature of the fracture is crucial to provide insights into the adhesive performance. In Figure 5b, lap shear test results of E-BAAT0 and E-BAAT5 are reported compared to those of a static epoxy resin (ER) prepared using Ancamide™ and Epikote 828-LV with an NH/epoxy stoichiometric ratio. Combined adhesive and cohesive failures were observed for all specimens (Figure S10)



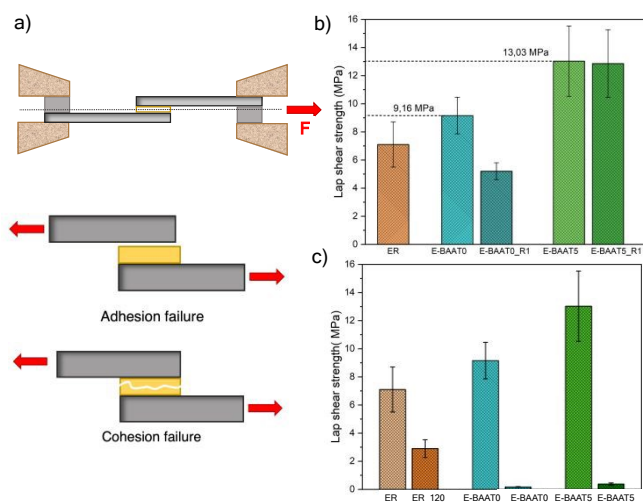


Figure 5. a) schematization of the lap shear strength experiment (top) and different types of failure that can occur across the adhesive area (bottom); b) lap shear test results compared at room temperature and after the first recycling (top); c) lap shear test results tested at 120 °C compared to the one at room temperature.

with lap shear strengths of approximately 9.2 and 13.0 MPa for E-BAAT0 and E-BAAT5, respectively. Both values, obtained in the absence of any fillers, are remarkably higher compared to the ER reference material (≈ 7 MPa).

Based on the presence of reversible β -aminoamides in the formulations, these adhesives offer the potential for reconstruction (or rebonding) ability. Therefore, the broken specimens were subsequently bonded together by pressing the aluminum joints at 200 °C for 30 minutes under a pressure of 29 kPa and cooled to 25 °C with a cooling rate of 5 °C min⁻¹, resulting in rebonded specimens (Figure S11). The lap shear experiments were then repeated on the rebonded specimens (Figure 5b). For the E-BAAT0 network, a partial recovery of the adhesive properties, reaching approximately 60% of the original lap shear strength, is observed. On the other hand, the E-BAAT5 adhesive exhibited an impressive recovery, almost fully restoring its initial lap shear strength (98%). This high retention of adhesive properties highlights the superior potential of E-BAAT5 for maintaining bonding performance after recycling. Finally, to access debonding ability, the lap shear experiments were performed at 120 °C (Figure 5c) to induce a complete debonding of the aluminum joints thanks to the presence of reversible β -aminoamide moieties. As a result, all specimens showed a drop in lap shear strength, which is almost zero for the dynamic epoxy adhesive while the reference material ER retained around 3 MPa of lap shear strength. These results show the heat-triggered bonding-debonding capabilities of the dynamic, structural epoxy adhesives, advantageously emphasizing their suitability in various applications.

Conclusions

Recent innovations in adhesive technology address the pressing need for reprocessable and environmentally sustainable materials, particularly for high-performance applications. This

study successfully demonstrated the synthesis and comprehensive characterization of β -aminoamide-based dynamic curing agents and their application in the development of high-performance, reprocessable, and recyclable phenoxy-based networks. The results revealed that varying the curing agent composition, particularly the concentration of TETA, enabled fine-tuning of key material properties. All the networks exhibited a T_g between 14 to 45 °C.

Among the synthesized networks, E-BAAT5 exhibited superior adhesive performance, resulting in a lap shear strength of 13 MPa and an impressive recovery of its adhesion properties (up to 98%) after the recycling of the broken specimens.

Furthermore, the dynamic networks demonstrated tunable heat-triggered debonding, with lap shear strengths dropping to near zero at elevated temperatures.

By combining excellent thermal stability, tunable mechanical properties, dynamic reprocessability, and robust adhesive capabilities, these materials pave the way for sustainable, cost effective and advanced applications in adhesives, coatings, and recyclable composite materials, meeting the growing demand for environmentally friendly polymer systems without compromising performance.

Author contributions

All authors have given approval to the final version of the manuscript.

Francesca Portone: Investigation, Visualization, Writing - Original draft preparation. **Loc Tan Nguyen:** Investigation, Methodology. **Roberta Pinalli:** Data Curation, Writing - Review & Editing. **Alessandro Pedrini:** Methodology, Data Curation, Writing - Review & Editing. **Filip Du Prez:** Conceptualization, Supervision, Writing - Review & Editing. **Enrico Dalcanale:** Resources, Conceptualization, Writing - Review & Editing, Supervision.

Conflicts of interest

There are no conflicts to declare.

Data availability

The data supporting this article have been included as part of the Supplementary Information.

Acknowledgements

This work was supported by the National Recovery and Resilience Plan (NRRP), Mission 04 Component 2 Investment 1.5 – NextGenerationEU, Call for tender n. 3277 dated 30/12/2021. Project title: Ecosystem for sustainable transition in Emilia-Romagna. Award Number: 0,001,052 dated 23/06/2022, within Spoke1 activities “Materials for sustainability and ecological transition” CUP D93C22000460001. E. D. and F. P. would like to thank the support of PNRR – M4C2 – I1.1 – PRIN 2022 REPRONET (2022TCJRCA) financed by NextGenerationEU. F. D. P. and L. T. N. would like to acknowledge the European Research Council (ERC) for support under the European Union’s Horizon



2020 research and the innovation programme 101021081 (ERC-AdG-2020, CiMaC-project).

This work benefited from the equipment and framework of the COMP-HUB Initiative, funded by the Departments of Excellence program of the Italian Ministry for Education, University and Research (MIUR, 2023–2027). Centro Interdipartimentale di Misura “G. Casnati” of the University of Parma is acknowledged for the use of NMR facilities.

View Article Online
DOI: 10.1039/D4LP00369A

Notes and references

- 1 A. Marques, A. Mocanu, N. Tomić, S. Balos, E. Stammen, A. Lundeval, S. Abrahami, R. Günther, J. De Kok, S. Teixeira De Freitas, *Materials* **2020**, **13**, 5590.
- 2 D. A. Dillard, *Advances in Structural Adhesive Bonding*, Elsevier, Amsterdam, The Netherlands 2010
- 3 S. Ebnesajjad, in *Adhesives Technology Handbook*, Elsevier, **2009**, **63**.
- 4 S. Ebnesajjad, in *Handbook of Adhesives and Surface Preparation*, Elsevier, **2011**, **3**.
- 5 W. Post, A. Susa, R. Blaauw, K. Molenveld, R. J. I. Knoop, *Polym. Rev.*, **2020**, **60**, 359.
- 6 P. Sun, Y. Li, B. Qin, J.-F. Xu, X. Zhang, *ACS Materials Lett.*, **2021**, **3**, 1003.
- 7 Z. Zhang, D. Lei, C. Zhang, Z. Wang, Y. Jin, W. Zhang, X. Liu, J. Sun, *Adv. Mater.*, **2022**, **35**, 2208619.
- 8 F. Van Lijsebetten, T. Debsharma, J. M. Winne, F. E. Du Prez, *Angew. Chem. Int. Ed.*, **2022**, **61**, e202210405.
- 9 W. Zou, J. Dong, Y. Luo, Q. Zhao, T. Xie, *Adv. Mater.*, **2017**, **29**, 1606100.
- 10 H.-Y. Tsai, Y. Nakamura, T. Fujita, M. Naito, *Mater. Adv.*, **2020**, **1**, 3182.
- 11 L. Li, X. Chen, J. M. Torkelson, *ACS Appl. Polym. Mater.*, **2020**, **2**, 4658.
- 12 W. Xiangjun, X. Li, Q. Lin, J. Xia, H. Xue, *RSC Adv.*, **2021**, **11**, 32565.
- 13 L. M. Sridhar, M. O. Oster, D. E. Herr, J. B. D. Gregg, J. A. Wilson, A. T. Slark, *Green Chem.*, **2020**, **22**, 8669.
- 14 Z. Zhao, P. Zhao, Y. Zhao, J. Zuo, C. Li, *Adv. Funct. Mater.*, **2022**, **32**, 2201959.
- 15 S. Zhang, T. Liu, C. Hao, L. Wang, J. Han, H. Liu, J. Zhang, *Green Chem.*, **2018**, **20**, 2995.
- 16 G. Soavi, F. Portone, D. Battegazzore, C. Paravidino, R. Arrigo, A. Pedrini, R. Pinalli, A. Fina, E. Dalcanale, *React. Funct. Polym.*, **2023**, **191**, 105681.
- 17 T. Maiheu, E. Laguzzi, A. T. Slark, F. E. Du Prez, *ACS Appl. Mater. Interfaces*, **2024**, **16**, 46, 64050.
- 18 F. Van Lijsebetten, T. Maiheu, J. M. Winne, F. E. Du Prez, *Adv. Mater.*, **2023**, **35**, 2300802.
- 19 W. R. Ashcroft, in *Chemistry and Technology of Epoxy Resins* (Ed: B. Ellis) Springer, Berlin, Germany 1993, **37**.
- 20 L. T. Nguyen T. L., F. Portone, F. E. Du Prez, *Polym. Chem.*, **2024**, **15**, 11.
- 21 Y. Spiesschaert, M. Guerre, I. De Baere, W. Van Paepegem, J. M. Winne, F. E. Du Prez, *Macromolecules*, **2020**, **53**, 2485.
- 22 X.-L. Zhao, Y.-Y. Liu, Y. Weng, Y.-D. Li, J.-B. Zeng, *ACS Sust. Chem. Eng.*, **2020**, **8**, 15020.
- 23 K. Huang, J. Xia, X. Yang, M. Li, H. Ding, *Polym. J.*, **2010**, **42**, 51.
- 24 L. Li, X. Chen, K. Jin, J. M. Torkelson, *Macromolecules*, **2018**, **51**, 15, 5537.
- 25 P. J. Flory, Br., *Polym. J.*, **1985**, **17**, 96.
- 26 R. G. Ricarte, S. Shanbhag, *Polym. Chem.*, **2024**, **15**, 815.
- 27 F. Van Lijsebetten, T. Debsharma, J. M. Winne, F. E. Du Prez, *Angew. Chem. Int. Ed.*, **2022**, **61**, e202210405.



Data availability statement

View Article Online
DOI: 10.1039/D4LP00369A

The data supporting this article have been included as part of the Supplementary Information.

