


Organic & Biomolecular Chemistry

Accepted Manuscript

This article can be cited before page numbers have been issued, to do this please use: X. Jimenez-Aberasturi, G. Padrones, J. Vicario and J. de los Santos, *Org. Biomol. Chem.*, 2025, DOI: 10.1039/D5OB00508F.



This is an Accepted Manuscript, which has been through the Royal Society of Chemistry peer review process and has been accepted for publication.

Accepted Manuscripts are published online shortly after acceptance, before technical editing, formatting and proof reading. Using this free service, authors can make their results available to the community, in citable form, before we publish the edited article. We will replace this Accepted Manuscript with the edited and formatted Advance Article as soon as it is available.

You can find more information about Accepted Manuscripts in the [Information for Authors](#).

Please note that technical editing may introduce minor changes to the text and/or graphics, which may alter content. The journal's standard [Terms & Conditions](#) and the [Ethical guidelines](#) still apply. In no event shall the Royal Society of Chemistry be held responsible for any errors or omissions in this Accepted Manuscript or any consequences arising from the use of any information it contains.

ARTICLE

Catalyst-free Microwave-Assisted Azo-Povarov Reaction of *N*-Carbonyl Aryldiazenes with *trans*-Cyclooctene to access Ring-fused Cinnoline Derivatives

Xabier Jiménez-Aberásturi, Gurutze Padrones, Javier Vicario, Jesús M. de los Santos*

Received 00th January 20xx,
Accepted 00th January 20xx

DOI: 10.1039/x0xx00000x

A previously unprecedented azo-Povarov reaction between *N*-carbonyl aryldiazenes and *trans*-cyclooctene derivatives has been developed. The participation of these aryldiazenes in the uncatalyzed [4 + 2] cycloaddition reaction has enabled the construction of a variety of appealing fused cinnoline derivatives, with yields ranging from 34% to 91% across a broad substrate scope. The starting materials are cost-effective and readily accessible, while the reaction conditions and procedures are straightforward, requiring no external catalysts. Moreover, the synthetic significance of this methodology has been demonstrated through a gram-scale azo-Povarov reaction and further derivatizations of the resulting *N*-containing heterocycles.

Introduction

Cinnolines exhibit a broad range of pharmacological activities, including antitumor, anti-inflammatory, analgesic, antibacterial, anticonvulsant, antihypertensive and antifungal properties.¹ Representative drug candidates featuring cinnoline scaffolds are outlined in Figure 1. For instance, compounds **I** and **II** can act as selective GABA_A receptors allosteric modulators for the treatment of anxiety and other psychiatric disorders.² Meanwhile, the cinnoline-isoxazole hybrid compound **III** presents greater *in vitro* antibacterial potency against both Gram-positive and Gram-negative bacteria compared to the standard drug norfloxacin.³ Alternatively, cinnoline derivatives have been designed as promising candidates for anticancer drugs. In this context, cinnoline derivative **IV**, an inhibitor of colony-stimulating factor 1 receptor (CSF-1R) tyrosine kinase, plays a significant role in both inflammation processes and cancer.⁴ Whereas, ARC-31 V exhibits a greater ability to trigger DNA cleavage in the presence of Topoisomerase I (TOP1).⁵ In addition, cinnoline carboxamide **VI** is a highly potent and selective ataxia telangiectasia mutated (ATM) kinase inhibitor, has demonstrated tumor regression in a colorectal cancer cell line and is currently undergoing preclinical evaluation.⁶

As a result, considerable focus has been directed to the efficient construction of the cinnoline scaffold. Despite this, the conventional methods for accessing cinnoline derivatives, such as intermolecular annulation reactions requiring prefunctionalization of nitriles,² aryl hydrazines,⁷ and aryl hydrazones,⁸ or cyclization of phenyldiazonium ions with highly active triazenes *ortho* to a terminal

phenylacetylene,⁹ generally exhibit a limited synthetic applicability and involve complex multi-step reaction sequences, making them unsuitable as general synthetic approaches. Moreover, other improved methods previously described for the synthesis of heterocycles, particularly those involving transition-metal-catalyzed C–H bond activation,¹⁰ have emerged as a powerful tool for constructing the valuable cinnoline skeleton. In recent years, C–H activation and functionalization reactions catalyzed by stable rhodium(III) complexes have experienced a rapid development. The Rh-catalyzed cascade annulation reaction of azobenzenes with terminal alkynes for the preparation of indolo[1,2-*b*]cinnolines, developed by Yuan *et al.*,¹¹ the annulation of *N*-phenylindazoles and diazo compounds for the synthesis of indazolo[2,1-*a*]cinnolines;¹² and the construction of pyrazolo[1,2-*a*]cinnolines through Rh-catalyzed annulation of pyrazoline derivatives with sulfoxonium ylides, improved by Liu, Wang *et al.*,¹³ are only a few representative examples that have been recently reported.¹⁴ Iridium is another noble metal used with success in metal-catalyzed C–H activation

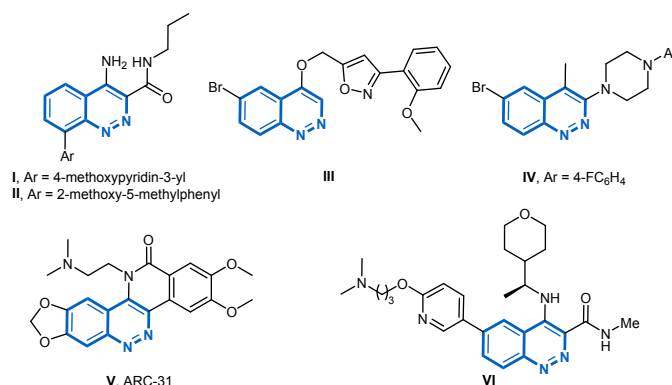


Figure 1 Selected examples of cinnoline derivatives with high potential for therapeutic applications.

Department of Organic Chemistry I, Faculty of Pharmacy and Lascaray Research Center, University of the Basque Country (UPV/EHU), Paseo de la Universidad 7, 01006 Vitoria, Spain; Email: jesus.delosantos@ehu.es

† Electronic supplementary information (ESI) available. CCDC 2343772. For ESI and crystallographic data in CIF or other electronic format see DOI: 10.1039/x0xx00000x



reactions for the synthesis of cinnoline derivatives.^{14c,15} However, alternative cost-effective transition metals, such as Pd¹⁶ or Ru,^{12,17} have emerged as appealing catalysts for C–H bond activation to construct the cinnoline backbone.

Additionally, azo compounds have found extensive applications in cycloaddition reactions with diverse partners for the preparation of a number of nitrogen-containing heterocyclic compounds. For instance, in 2006, Yamamoto *et al.* reported a highly regio-, diastereo- and enantioselective azo-Diels-Alder reaction as an efficient synthetic route to a series of chiral 1,4-diamines (Scheme 1A).¹⁸ Similarly, chiral silver phosphate species effectively catalyze a highly regio- and enantioselective azo hetero-Diels-Alder reaction of diazenes, affording high product yields with excellent *ee* values (Scheme 1A).¹⁹ Furthermore, azo compounds have been also widely used as dienes in [4 + 2] cycloaddition reactions. Accordingly, the synthesis of tetrahydropyridazines has been achieved via azo-Diels-Alder reaction of olefins with azoalkenes, which were previously generated through the direct oxidative dehydrogenation of ketohydrazones using TEMPO (Scheme 1B).²⁰ In this research field, in the past, we have demonstrated the value of phosphorus-substituted azoalkenes in the synthesis of functionalized mercapto diketones,²¹ α -amino phosphonates,²² and various heterocyclic compounds, such as pyrazine derivatives^{23,24} and quinoxalines.²⁴ On the other hand, the Povarov reaction²⁵ between aldimines and an olefinic or acetylenic component represents a powerful approach for the construction of substances containing *N*-heterocyclic

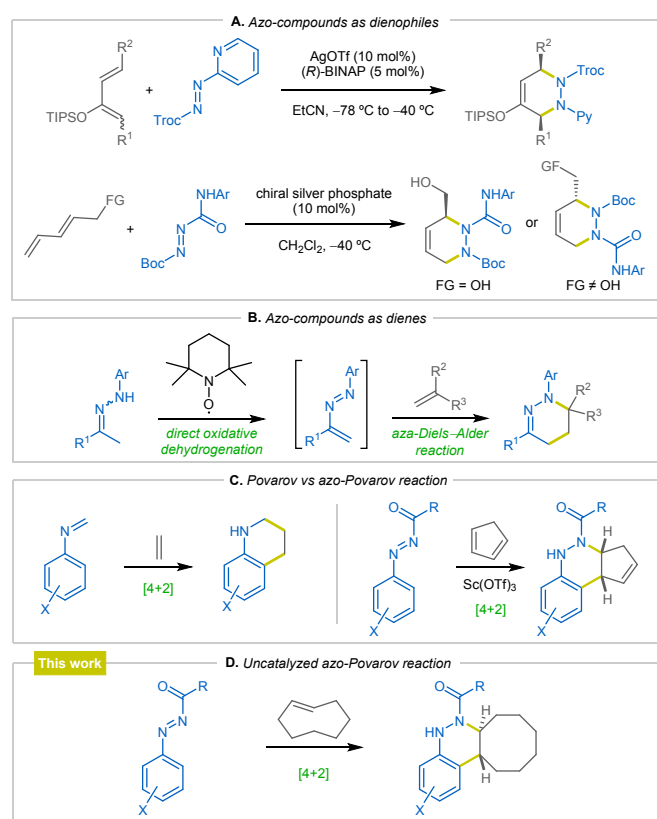
frameworks, providing access to tetrahydroquinolines, quinolines and julolidines in a single step (Scheme 1C). Despite the typical advantages offered by C–H bond activation reactions for the preparation of cinnoline scaffolds,^{11–17} such as a high regioselectivity, atom economy, and fewer reaction steps, we have recently accomplished the first azo-version of the Povarov reaction (azo-Povarov reaction). This involves a Sc(OTf)₃-catalyzed [4 + 2] cycloaddition reaction of cyclopentadiene with *N*-carbonyl aryldiazenes, that act as 4 π -electron donors²⁶ (Scheme 1C). Inspired by our previous studies on the chemistry of azoalkenes, herein we report a practical, microwave-assisted, and catalyst-free method for synthesizing cinnoline scaffolds. More precisely, our novel method consists of a [4 + 2] cycloaddition reaction (azo-Povarov reaction) between *N*-carbonyl aryldiazenes and *trans*-cyclooctene derivatives (Scheme 1D).

Results and discussion

Following our first example using cyclopentadiene as the dienophile component, we attempted to expand the scope of the azo-Povarov reaction using a broader variety of alkenes. However, substrates such as cyclopentene, indene, styrene, norbornene, phenylacetylene, buta-1,3-diene, enamines, enol ethers, and *cis*-cyclooctene all failed to deliver the desired cinnoline derivatives when reacted with aryldiazenes under catalyzed azo-Povarov conditions.²⁶ Consequently, strained alkenes were selected as dienophiles for the azo-Povarov reaction.

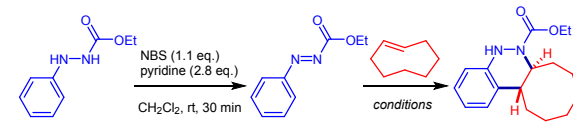
Our initial efforts were focused on optimizing the reaction conditions, using aryldiazene carboxylate **2a** and *trans*-cyclooctene as model substrates (Table 1). The starting aryldiazene carboxylates **2** can be straightforwardly synthesized through the selective oxidation of aromatic hydrazines **1** using *N*-bromosuccinimide (NBS)/Py.²⁷ According to our previous work,²⁶ we began our studies by exploring the [4 + 2] cycloaddition reaction of **2a** (0.5 mmol) with *trans*-cyclooctene (0.75 mmol) in the presence of Sc(OTf)₃ (1.2 equiv.) in chloroform at room temperature. To our delight, after 0.5 h, octahydrocycloocta[*c*]cinnoline **3a** was isolated in 56% yield (Table 1, entry 1). As previously reported for the Sc(OTf)₃-catalyzed [4 + 2] cycloaddition of aryldiazene carboxylates with cyclopentadiene,²⁶ when exploring the catalyst loading, the use of 1.2 equiv. of the catalyst appeared to be essential in the current reaction. A catalyst loading of 20 mol% led to a significant decrease in the reaction yield and required a longer reaction time (Table 1, entry 2). Considering the high reactivity expected in the strained alkene bond of *trans*-cyclooctene, we then directed our efforts towards the uncatalyzed version of the azo-Povarov reaction, which has not been described thus far. However, no reaction occurred when aryldiazene **2a** was treated with *trans*-cyclooctene at room temperature. Interestingly, when using refluxing chloroform as the solvent, cinnoline derivative **3a** was achieved in very high yield (98%), although a time-consuming reaction of 10 days was required for full conversion (Table 1, entry 3).

Microwave-assisted synthesis has emerged as an important tool for the synthesis of heterocycles in an eco-friendly and energy-efficient manner.²⁸ It offers several advantages, such as mild reaction conditions, short reaction times, high yields, homogeneous heat



Scheme 1 Conceptualization of this work.



Table 1. Optimization of the reaction conditions


Entry ^a	Solvent	Conditions	Time (h)	Yield (%) ^b
1	CHCl ₃	Sc(OTf) ₃ (1.2 equiv.), rt	0.5	56
2	CHCl ₃	Sc(OTf) ₃ (0.2 equiv.), rt	72	19
3	CHCl ₃	61 °C	240	98
4	CHCl ₃	86 °C, MW	16	89
5	CHCl ₃	111 °C, MW	4	84
6	DCE	133 °C, MW	2	74 ^c
7	H ₂ O	150 °C, MW	1.5	26
8	H ₂ O	125 °C, MW, TBAB (0.1 mol%)	2.5	72
9	H ₂ O	40 °C, TBAB (0.1 mol%)	216	48 ^c
10	PBS	40 °C	408	44 ^c

^aUnless otherwise noted, reactions were conducted on a 0.5 mmol scale and 3 mL of the corresponding solvent. ^bIsolated yields. ^cSome starting materials were observed in the crude reaction.

distribution leading to lower side reaction, better control of reaction temperature, and good functional group tolerance. Recently, significant progress has been made in the use of microwaves for the synthesis of heterocycles.²⁹ For this reason, we next explored the uncatalyzed-azo-Povarov reaction assisted by microwaves. A mixture of *N*-carbonyl aryl diazene **2a** and *trans*-cyclooctene was subjected to microwave heating at 86 °C (200 W) and, after 16 h, a very good yield (89%) of compound **3a** was obtained under moderate reaction conditions (Table 1, entry 4). In view of the acceleration observed under microwave irradiation, we then optimized the diverse reaction parameters using microwaves. Notably, by increasing the temperature to 111 °C, we reduced the reaction time from 16 h to 4 h, while maintaining a similar chemical yield (84%) of **3a**, as shown in Entry 5.

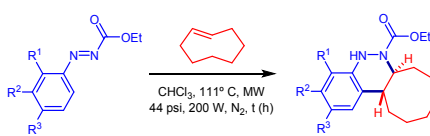
Next, we investigated the influence of different solvents and the reaction temperatures on the reaction yield. It was observed that compound **3a** was attained with a slightly lower yield (74%) when 1,2-dichloroethane (DCE) was used as the solvent under microwave irradiation at 133 °C during the cycloaddition reaction (Table 1, entry 6).

The use of environmentally friendly solvents in organic reactions is highly desirable.³⁰ For this reason, we next tested water as the solvent in the model [4 + 2] cycloaddition reaction. However, the use of water at 150 °C reduced the reaction time but led to a significant decrease in the chemical yield (see entry 7). Nevertheless, the addition of tetrabutylammonium bromide (TBAB, 0.1 mol%) as an additive in water promoted the azo-Povarov process, yielding **3a** in 72% with a reduced reaction time of 2.5 h (Table 1, entry 8). It should be noted that under identical reaction conditions without microwave irradiation, a considerable increase in the reaction time was required, obtaining only a 48% yield of **3a** (see entry 9), thus demonstrating the benefits of using microwaves in this process.

In addition, bioorthogonal chemistry encompasses a class of highly efficient chemical reactions that occur rapidly and selectively in biological environments, without interfering with endogenous

functional groups through side reactions.³¹ In this context, we attempted to evaluate the tolerance of this procedure in biological media. As reported in Table 1, entry 10, we were pleased to observe that under phosphate-buffered saline medium (PBS, pH = 7.2), the azo-Povarov reaction of aryl diazene **2a** and *trans*-cyclooctene at 40 °C was moderately efficient, yielding 44% of **3a** after 17 days.

Considering that the preliminary studies suggested chloroform as the optimal solvent and 111 °C as the ideal temperature for the microwave-assisted [4 + 2] cycloaddition, we adopted these reaction conditions for further investigations. Accordingly, the substrate scope of aryl diazene carboxylates was studied as shown in Table 2. *N*-Aryldiazene bearing activating groups (Me, OMe, OCF₃, **2b–2d**), deactivating groups (CF₃, **2e**), or halogen-substituted groups (Br, F, **2f–2g**) at the *para* position of the phenyl ring produced the target cinnoline derivatives **3b–3g** in yields ranging from 34% to 91%. The 4-trifluoromethyl-substituted derivative **3e** was achieved with the highest yield (91%). In terms of electronic and steric effects, no significant influence was observed in the case of *ortho*- or *meta*-substituted compounds. For example, compound **2h** bearing a fluorine atom at the *ortho*-position of the phenyl ring (R¹ = F, R² = R³ = H), reacted with *trans*-cyclooctene to afford substrate **3h** in good yield (Table 2). In addition, a separable mixture of cinnoline derivatives **3i₁** (30% yield) and **3i₂** (48% yield) was obtained in the cycloaddition reaction of *meta*-F-substituted *N*-aryldiazene **2i** with *trans*-cyclooctene. As evidenced from the scope of the reaction, halogen substituents were found to be suitable, making the synthetic approach useful in organic synthesis due to the potential modifications at the halogenated positions. Finally, the use of 1-

Table 2. Substrate scope of aromatic ring in aryl diazene carboxylates **2**^{a–c}


3a , 4 h, 84%	CCDC 2343772	3b , 9 h, 67% ^d	3c , 4 h, 70%
3d , 4 h, 59%	3e , 9 h, 91%	3f , 5 h, 79%	3g , 4 h, 34% ^e
3h , 2.5 h, 75%	3i₁ + 3i₂ (38:62), 8 h, 78%	3j , 4 h, 80%	

^aReaction conditions: **2** (0.5 mmol), *trans*-cyclooctene (0.75 mmol) in CHCl₃ (1 mL) at 111 °C and 200 W, under microwave irradiation. ^bIsolated yield. ^cSee ESI for experimental details. ^dSome starting material **2b** was observed in the crude reaction. ^eSome reduced starting material (functionalized hydrazine **1g**) was observed in the crude reaction.



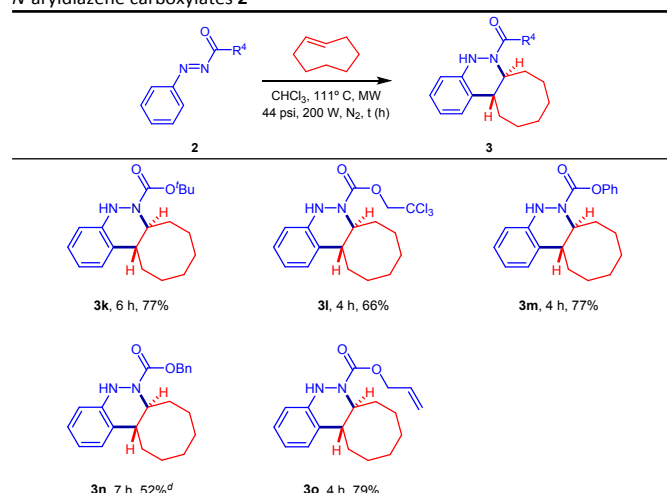
naphtyl derived *N*-aryldiazene **2j** was also well tolerated in this transformation, affording the corresponding octahydrocycloocta[c]cinnoline **3j** in good yield (Table 2). These results showed that the electron density of substituents or their position on the benzene ring (2-, 3-, or 4-position does not significantly influence the efficiency of this reaction.

Cinnoline derivatives **3**, resulting from the [4 + 2] cycloaddition reaction, were characterized based on their spectroscopic data and HRMS (see ESI for details). The most characteristic chemical shifts for compound **3a** in the ^1H NMR spectrum are the two well-resolved double triplets at $\delta_{\text{H}} = 4.52$ and 2.84 ppm, corresponding to H6a and H12a, respectively, with a reciprocal coupling constant of $^3J_{\text{HH}} = 11.4$ Hz, characteristic of a *trans*-fused ring. The NH group of the ring in **3a** appears as broad singlet at $\delta_{\text{H}} = 6.31$ ppm and, as expected, it exchanges with D_2O . In the ^{13}C NMR spectrum, the formation of **3a** is evident from the presence of two signals corresponding to the tertiary carbons of the ring junctions, C6a and C12a, which appear at $\delta_{\text{C}} = 55.8$ and 34.9 ppm, respectively. The carbonyl group shows a chemical shift at $\delta_{\text{C}} = 155.6$ ppm, while the quaternary carbon corresponding to C4a resonates at $\delta_{\text{C}} = 146.2$ ppm. The multiplicity of all the signals in the ^{13}C NMR spectrum were confirmed by DEPT experiments. Moreover, the structure of **3a** has been unequivocally established through X-ray crystallography. The CIF data is provided in ESI, and the ORTEP drawing of **3a** is depicted in Table 2.

Motivated by the aforementioned results obtained in the uncatalyzed [4 + 2] cycloaddition reaction between aryldiazene carboxylates **2** and *trans*-cyclooctene, we next proceeded to explore the substrate scope by varying the functional group (R^4) at the nitrogen atom of the aryldiazene **2** (Table 3). In this regard, a selection of several protecting groups at the nitrogen atom of the *N*-aryldiazene was well tolerated in this transformation, affording the corresponding octahydrocycloocta[c]cinnolines (**3k–3o**) in good yields. For instance, using microwave irradiation under the optimized reaction conditions, the [4 + 2] cycloaddition reaction of *N*-Boc aryldiazene **2k** ($\text{R}^4 = \text{O}^t\text{Bu}$) with *trans*-cyclooctene afforded cycloadduct **3k** in 77% yield. However, a slight drop in the reaction yield was observed for *N*-Troc-derivative **3l** (66%) or *N*-Cbz-cinnoline derivative **3n** (52%) when using aryldiazene carboxylates **2l** or **2n**, bearing $\text{R}^4 = 2,2,2$ -trichloro-ethoxy or OBn, respectively. Furthermore, the cycloaddition reactions of other aryldiazene carboxylates (**2m**, **2o**) with functional groups such as $\text{R}^4 = \text{OPh}$ and Oallyl (*N*-Alloc) were also successful, yielding cinnoline derivatives **3m** and **3o** in good yields (Table 3).

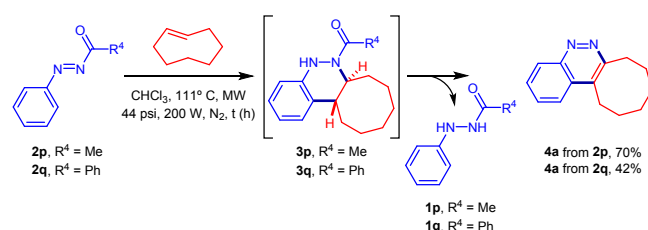
In addition, we also examined the scope of the reaction using *N*-carbonyl aryldiazenes **2p** ($\text{R}^4 = \text{Me}$) and **2q** ($\text{R}^4 = \text{Ph}$) as substrates, as shown in Scheme 2. Under microwave irradiation and adopting similar reaction conditions as before, *N*-acetyl aryldiazene **2p** ($\text{R}^4 = \text{Me}$), derived from *N'*-phenylacetohydrazide, reacted with *trans*-cyclooctene to afford, in only 0.5 h, hexahydrocycloocta[c]cinnoline **4a** in 70% yield (based in the amount of compound **4a** formed and the functionalized hydrazine **1p** recovered). The oxidation of

Table 3. Azo-Povarov reaction with different groups (R^4) at the nitrogen atom of *N*-aryldiazene carboxylates **2**^{a–c} DOI: 10.1039/D5OB00508F



^aReaction conditions: **2** (0.5 mmol), *trans*-cyclooctene (0.75 mmol) in CHCl_3 (1 mL) at 111 °C and 200 W, under N_2 and microwave irradiation. ^bIsolated yield. ^cSee ESI for experimental details. ^dFor a full conversion 3 equivalents of *trans*-cyclooctene were needed.

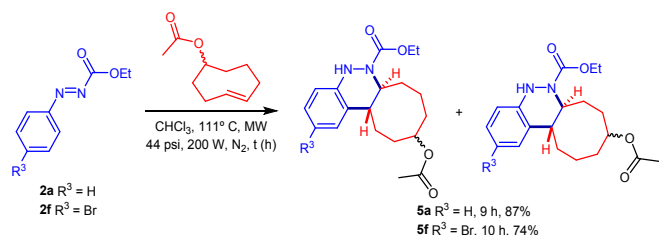
octahydrocycloocta[c]cinnoline **3p** to yield the cinnoline derivative **4a** was accompanied by the formation of some *N'*-phenylacetohydrazide **1p**, resulting from the reduction of the starting *N*-acetyl aryldiazene **2p**. The same behavior was observed when *N*-benzoyl aryldiazene **2q** ($\text{R}^4 = \text{Ph}$), derived from *N'*-phenylbenzohydrazide, was used in the reaction, yielding the same product **4a** in 42% yield (Scheme 2). When the reaction was performed using conventional heating (refluxing chloroform for 30 min), 98% of **4a** was obtained after treatment of diazene **2p** with *trans*-cyclooctene.



Scheme 2 Azo-Povarov reaction using *N*-acyl or *N*-benzoyl aryldiazenes.

Encouraged by the satisfactory results using *trans*-cyclooctene, we attempted to extend the substrate scope to other *trans*-cyclooctene derivatives. The optimal reaction conditions were applied to the uncatalyzed [4 + 2] cycloaddition reaction between aryldiazene carboxylates **2** and 5-acetyl-substituted *trans*-cyclooctene, as shown in Scheme 3. In the case of aryldiazene carboxylate **2a**, 87% yield of cinnoline derivative **5a** was obtained. However, the cycloaddition reaction was not regioselective, leading to a mixture of two regioisomers of **5a**. Additionally, for each regioisomer, two different diastereoisomers were formed, distinguished by the stereochemistry of the acetyl substituent in *trans*-cyclooctene. The formation of these diastereoisomers in the final product





Scheme 3 Azo-Povarov reaction using 5-acetyl-substituted *trans*-cyclooctene.

highlights the complexity of the reaction, resulting from the lack of regioselectivity and the formation of multiple diastereoisomers. Notably, the bromo group demonstrates good tolerance, as compound **5b** can be obtained in 74% yield as a mixture of regio- and diastereoisomers.

In order to investigate whether other *trans*-cyclooctene derivatives could also undergo this azo-Povarov reaction with arylhydrazines **2**, we explored a range of *trans*-cyclooctene derivatives (Figure 2). To our disappointment, our studies revealed that (1*E*,5*E*)-cycloocta-1,5-diene or (1*Z*,3*E*)-cycloocta-1,3-diene failed to deliver the desired cinnoline derivative when reacted with arylhydrazine **2a**. Only the starting material and the functionalized hydrazine **1a**, resulting from the reduction of the arylhydrazene carboxylate **2a**, were observed. Additionally, the more sterically hindered methyl-substituted *trans*-cyclooctene, featuring a methyl substituent at the double bond, was also tested in this reaction, but no conversion was observed at all. As in the previous cases, only a mixture of diazene **2a** and functionalized hydrazine **1a** was recovered.

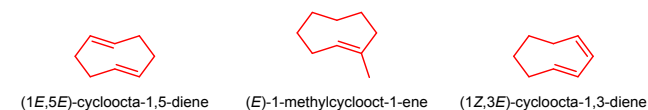
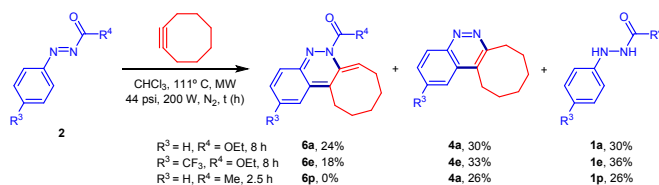


Figure 2 Representative *trans*-cyclooctene derivatives used in the azo-Povarov reaction.

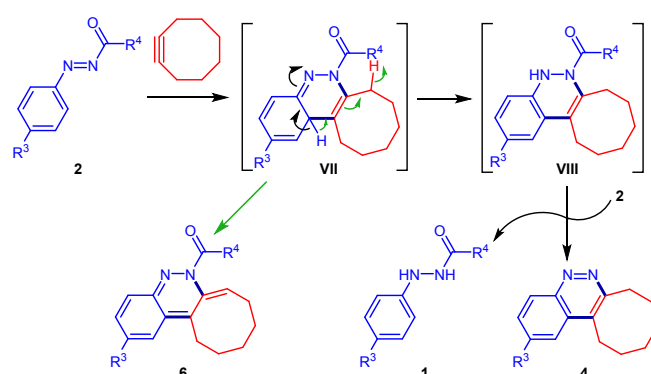
Finally, to explore if the new procedure could be extended to strained dienophiles beyond *trans*-cyclooctene, we examined cyclooctyne as substrate in the uncatalyzed [4 + 2] cycloaddition reaction (Scheme 4). Therefore, under microwave irradiation and applying the previously established reaction conditions, arylhydrazene carboxylate **2a** reacted with cyclooctyne, yielding in this case a mixture of tetrahydrocycloocta[*c*]cinnoline **6a**, cinnoline derivative **4a**, and functionalized hydrazine **1a** in 24%, 30% and 30% yields, respectively, after 8 h. A similar outcome was obtained when employing arylhydrazene carboxylate **2e** in the



Scheme 4 Azo-Povarov reaction between *N*-carbonyl arylhydrazines and cyclooctyne.

reaction. This led to the formation of a mixture of products **6e/4e/1e** in 18%, 33% and 36% yields, respectively (Scheme 4). Conversely, *N*-acetyl arylhydrazene **2p** (R⁴ = Me) reacted with cyclooctyne to afford, after 2.5 h, compound **4a** in 26% yield together with *N'*-phenylacetohydrazide **1p**.

As outlined in Scheme 5, the process is proposed to begin with an uncatalyzed [4 + 2] cycloaddition reaction of *N*-carbonyl arylhydrazenes **2**, serving as 4 π -electron donors, and cyclooctyne. The resulting [4 + 2] intermediate **VII** can follow two possible pathways: (1) undergoing hydrogen loss to yield tetrahydrocycloocta[*c*]cinnoline **6** (green pathway), or (2) undergoing oxidation of intermediate **VIII**, leading to the formation of aromatic cinnoline derivative **4** along with compound **1** (black pathway).

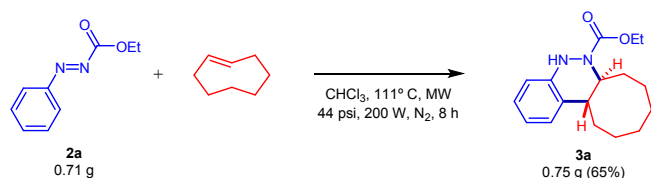


Scheme 5 Postulated mechanism for the azo-Povarov reaction between *N*-carbonyl arylhydrazenes and cyclooctyne.

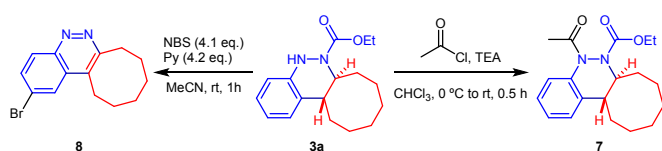
Currently, there is an ongoing discussion about the intricacies of the Povarov reaction mechanism. While some authors suggest a concerted aza-Diels–Alder [4 + 2] cycloaddition process,³² many others assert evidences supporting an ionic mechanism consisting of a Mannich-type addition of an electron-rich alkene to an activated imine, followed by a subsequent cyclization via an intramolecular Friedel–Crafts reaction (stepwise mechanism).³³ However, in recent years, the ionic mechanism has gained greater acceptance for the Povarov reaction. This shift is supported by significant experimental evidence favoring a stepwise process rather than a concerted aza-Diels–Alder reaction. Conversely, the *trans*-stereochemistry detected in isolated cinnoline derivatives **3** strongly supports the idea of a concerted mechanism in the uncatalyzed synthesis of cinnoline derivatives via the azo-Povarov reaction, effectively supporting a concerted process.

To highlight the applicability and robustness of this methodology, a gram-scale experiment was performed using *N*-aryldiazene **2a** (0.71 g, 4 mmol) and *trans*-cyclooctene, yielding 0.75 g of **3a** in 65% yield (Scheme 6).



Scheme 6 Gram-scale synthesis of **3a**.

In order to demonstrate the practical value of the substrates obtained through the microwave-assisted azo-Povarov reaction, we next focused our efforts on some potential synthetic modifications of compounds **3** (Scheme 7). In particular, *N*-acetyl cinnoline carboxylate **7** was obtained in 81% yield when compound **3a** reacted with acetyl chloride in the presence of a base (TEA) in chloroform. Additionally, NBS-mediated bromination/dehydrogenation³⁴ with the concomitant deprotection of the *N*-protecting group in compound **3a** under mild reaction conditions afforded product **8** in 43% yield.

Scheme 7 Synthetic applications of cinnoline **3a**.

Conclusions

A direct method for the construction of cinnoline derivatives has been developed through a catalyst-free, microwave-assisted [4 + 2] cycloaddition reaction of *N*-carbonyl aryl diazenes with *trans*-cyclooctene derivatives or cyclooctyne. *N*-Aryldiazenes bearing activating groups (Me, OMe, OCF₃), deactivating groups (CF₃), or even halogen-substituted groups (Br, F) at the *para* position of the phenyl ring are well tolerated and produce cycloocta[c]cinnolines selectively in moderate to excellent yields by using microwave irradiation under the optimized reaction conditions. The electron density of substituents or the position of substitutions on the benzene ring (2-, 3-, or 4-position) did not significantly influence the efficiency of this reaction, providing a general synthetic methodology for the construction of the cinnoline scaffold. This example, together with the previous contributions of other authors in this field, may contribute to shed some light into the understanding of the real mechanisms involved on the azo-Povarov reaction. Although previous results suggest a stepwise mechanism, in our case, the use of a non-activated 2π system and the total stereoselectivity of the bonds formed, point to a concerted [4 + 2] mechanism. The concrete machinery of the process seems to be dependent of the electronic nature of the substrates and, probably, both options, stepwise and concerted, are implicated when nucleophilic 2π-systems are employed, while an exclusive concerted mechanism is the driving force if non-activated alkenes are used as 2π-partners.

As far as we are concerned, this report represents the first example of an uncatalyzed-azo-Povarov reaction.

Author contributions

X. J.-A.: formal analysis, investigation, methodology, visualization, writing – review and editing. G. P.: formal analysis, investigation. J. V.: funding acquisition, project administration, resources, supervision, visualization, writing – review and editing. J. M. S.: funding acquisition, methodology, project administration, resources, supervision, visualization, writing – original draft, writing – review and editing.

Data availability

The data supporting this article have been included as part of the ESI.

Conflicts of interest

There are no conflicts to declare.

Acknowledgements

Financial support PID2021-122558OB-I00 funded by the Ministerio de Ciencia, Innovación y Universidades MICIU/AEI/10.13039/501100011033 and by “ERDF A way of making Europe”, and by Gobierno Vasco (GV, IT1701-22; UPV-EHU) is gratefully acknowledged. X. J.-A. thanks the Basque Country Government for the granted pre-doctoral fellowship. The authors thank technical and human support provided by SGiker (UPV/EHU/ ERDF, EU).

Notes and references

- (a) M. Szumilak, A. Stanczak. Cinnoline Scaffold—A Molecular Heart of Medicinal Chemistry? *Molecules* **2019**, *24*, 2271. (b) Y. T. Han, J.-W. Jung, N.-J. Kim. Recent Advances in the Synthesis of Biologically Active Cinnoline, Phthalazine and Quinoxaline Derivatives. *Curr. Org. Chem.* **2017**, *21*, 1265–1291. (c) W. Lewgowd, A. Stanczak. Cinnoline Derivatives with Biological Activity. *Arch. Pharm.* **2007**, *340*, 65–80.
- C. Alhambra, C. Becker, T. Blake, A. (H.-F.) Chang, J. R. Damewood Jr., T. Daniels, B. T. Dembofsky, D. A. Gurley, J. E. Hall, K. J. Herzog, C. L. Horchler, C. J. Ohnmacht, R. J. Schmiesing, A. Dudley, M. D. Ribadeneira, K. S. Knappenberger, C. Maciag, M. M. Stein, M. Chopra, X. F. Liu, E. P. Christian, J. L. Arriza, M. J. Chapdelaine. Development and SAR of functionally selective allosteric modulators of GABA_A receptors. *Bioorg. Med. Chem.* **2011**, *19*, 2927–2938.
- M. B. Bommagani, J. R. Yerrabelli, M. Chitneni, G. Thalari, N. R. Vadiyala, S. K. Boda, P. R. Chitneni. Synthesis and antibacterial activity of novel cinnoline-isoxazole derivatives. *Chem. Data Collect.* **2021**, *31*, 100629.
- E. D. Awad, M. M. El-Abadelah, S. Matar, M. A. Zihlif, R. G. Naffa, E. Q. Al-Momani, M. S. Mubarak. Synthesis and Biological Activity of Some 3-(4-(Substituted)-piperazin-1-yl)cinnolines. *Molecules* **2012**, *17*, 227–239.
- A. L. Ruchelman, S. K. Singh, A. Ray, X. Wu, J.-M. Yang, N. Zhou, A. Liu, L. F. Liu, E. J. LaVoie. 11H-Isoquino[4,3-c]cinnolin-12-



- ones: novel anticancer agents with potent topoisomerase I-targeting activity and cytotoxicity. *Bioorg. Med. Chem.* **2004**, *12*, 795–806.
- 6 B. Barlaam, E. Cadogan, A. Campbell, N. Colclough, A. Dishington, S. Durant, K. Goldberg, L. A. Hassall, G. D. Hughes, P. A. MacFaul, T. M. McGuire, M. Pass, A. Patel, S. Pearson, J. Petersen, K. G. Pike, G. Robb, N. Stratton, G. Xin, B. Zhai. Discovery of a Series of 3-Cinnoline Carboxamides as Orally Bioavailable, Highly Potent, and Selective ATM Inhibitors. *ACS Med. Chem. Lett.* **2018**, *9*, 809–814.
 - 7 I. D. Jurberg, F. Gagosz. Formation of cinnoline derivatives by a gold(I)-catalyzed hydroarylation of *N*-propargyl-*N'*-arylhydrazines. *J. Organomet. Chem.* **2011**, *696*, 37–41.
 - 8 (a) M. A.-M. Gomaa. An efficient and facile synthesis of substituted cinnoline and benzo[*h*]cinnoline derivatives. *Tetrahedron Lett.* **2003**, *44*, 3493–3496. (b) M. S. Shvartsberg, I. D. Ivanchikova. An unknown route of cyclocondensation of peri-acetylenylquinones with hydrazine. *Tetrahedron Lett.* **2000**, *41*, 771–773. (c) A. S. Kiselyov, C. Dominguez. A novel synthesis of 3,4-disubstituted cinnolines from *o*-trifluorophenyl hydrazones. *Tetrahedron Lett.* **1999**, *40*, 5111–5114. (d) C. B. Kanner, U. K. Pandit. Reaction of β -amino- α , β -unsaturated esters and amides with aryl diazonium salts: Synthesis of cinnoline derivatives. *Tetrahedron* **1981**, *37*, 3513–3518.
 - 9 D. B. Kimball, A. G. Hayes, M. M. Haley. Thermal Cyclization of (2-Ethynylphenyl)triazenes: Facile Synthesis of Substituted Cinnolines and Isoindazoles. *Org. Lett.* **2000**, *2*, 3825–3827.
 - 10 For reviews on C–H bond activation for the synthesis of heterocycles, see: (a) B. Nie, W. Wu, Y. Zhang, H. Jiang, J. Zhang. Recent advances in the synthesis of bridgehead (or ring-junction) nitrogen heterocycles via transition metal-catalyzed C–H bond activation and functionalization. *Org. Chem. Front.* **2020**, *7*, 3067–3099. (b) A. Baccalini, G. Faita, G. Zanoni, D. Maiti. Transition Metal Promoted Cascade Heterocycle Synthesis through C–H Functionalization. *Chem. Eur. J.* **2020**, *26*, 9749–9783. (c) T. H. L. Nguyen, N. Gigant, D. Joseph. Advances in Direct Metal-Catalyzed Functionalization of Azobenzenes. *ACS Catal.* **2018**, *8*, 1546–1579.
 - 11 S. Zhang, B. Wang, X. Jia, Y. Yuana. Rhodium-Catalyzed Cascade Annulation Reaction via C–H Activation of Azobenzenes with Terminal Alkynes: A Synthesis of Indolo[1,2-*b*]cinnolines. *Adv. Synth. Catal.* **2019**, *361*, 451–455.
 - 12 X. Zhang, R. Bai, H. Xiong, H. Xu, W. Hou. Meeting organometallic chemistry with drug discovery: C–H activation enabled discovery of a new ring system of 12*H*-Indazolo[2,1-*a*]cinnolin-12-ones with anti-proliferation activity. *Bioorg. Med. Chem. Lett.* **2020**, *30*, 126916.
 - 13 S. Hu, X. Han, X. Xie, F. Fang, Y. Wang, A. Saidahmatov, H. Liu, J. Wang. Synthesis of Pyrazolo[1,2-*a*]cinnolines via Rhodium(III)-Catalyzed [4+2] Annulation Reactions of Pyrazolidinones with Sulfoxonium Ylides. *Adv. Synth. Catal.* **2021**, *363*, 3311–3317.
 - 14 For other examples of C–H activation catalysed by rhodium(III) complexes for the preparation of cinnoline derivatives, see: (a) C. Pan, C. Yuan, D. Chen, Y. Chen, J.-T. Yu. Rh(III)-Catalyzed C–H Activation/Annulation of *N*-Methyl Arylhydrazines with Iodonium Ylides toward Ring-fused Cinnolines. *Asian J. Org. Chem.* **2022**, *11*, e202100809. (b) S. Kim, H. K. Park, J. Y. Kang, N. K. Mishra, I. S. Kim. Assembly of the Hydroxycinnoline Core via Hydrazide-Assisted Rh(III)-Catalyzed C–H Functionalization and Annulation. *Synthesis* **2022**, *54*, 4461–4471. (c) Y.-C. Zheng, B. Shu, Y.-F. Zeng, S.-Y. Chen, J.-L. Song, Y.-Z. Liu, L. Xiao, X.-G. Liu, X. Zhang, S.-S. Zhang. A cascade indazolone-directed Ir(III)- and Rh(III)-catalyzed C(sp²)-H functionalization/[4 + 2] annulation of 1-arylindazolones with sulfoxonium ylides to access chemically divergent 8*H*-indazolo [1,2-*a*]cinnolines. *Org. Chem. Front.* **2022**, *9*, 5185–5190. (d) C.-Y. Lin, W.-W. Huang, Y.-T. Huang, S. Dhole, C.-M. Sun. Rhodium-Catalyzed [4+2] Annulation of *N*-Aryl Pyrazolones with Diazo Compounds To Access Pyrazolone-Fused Cinnolines. *Eur. J. Org. Chem.* **2021**, *2021*, 4984–4992. (e) M. S. Park, K. Moon, H. Oh, J. Y. Lee, P. Ghosh, J. Y. Kang, J. S. Park, N. K. Mishra, I. S. Kim. Synthesis of (2*H*)-Indazoles and Dihydrocinnolinones through Annulation of Azobenzenes with Vinylene Carbonate under Rh(III) Catalysis. *Org. Lett.* **2021**, *23*, 5518–5522.
 - 15 C.-F. Liu, M. Liu, L. Dong. Iridium(III)-Catalyzed Tandem Annulation Synthesis of Pyrazolo[1,2-*a*]cinnolines from Pyrazolones and Sulfoxonium Ylides. *J. Org. Chem.* **2019**, *84*, 409–416.
 - 16 (a) W.-J. Chiu, T.-Y. Chu, I. J. Barve, C.-M. Sun. Parallel Synthesis of Pyrazolone-Fused Cinnolines by the Palladium-Catalyzed [4+2] Annulation of Pyrazol-3-ones with Substituted Allenates. *J. Org. Chem.* **2024**, *89*, 395–401. (b) C. K. Mahesha, S. Naharwal, N. D. Kharat, S. K. Mandal, R. Sakhuja. Regiodivergent synthesis of cinnoline-fused indazoles through Pd-catalyzed annulation of 1-arylindazolones with allenates. *J. Org. Chem.* **2022**, *87*, 3701–3706. (c) H. Li, J. Zhao, S. Yi, K. Hu, P. Feng. Consequent Construction of C–C and C–N Bonds via Palladium-Catalyzed Dual C–H Activation: Synthesis of Benzo[*c*]cinnoline Derivatives. *Organometallics* **2021**, *40*, 880–889.
 - 17 C. Pan, C. Yuan, J.-T. Yu. Ruthenium-catalyzed C–H Functionalization/Annulation of *N*-Aryl Indazoles/Phthalazines with Sulfoxonium Ylides to access Tetracyclic-fused Cinnolines. *Asian J. Org. Chem.* **2022**, *11*, e202200346.
 - 18 M. Kawasaki, H. Yamamoto. Catalytic Enantioselective Hetero-Diels–Alder Reactions of an Azo Compound. *J. Am. Chem. Soc.* **2006**, *128*, 16482–16483.
 - 19 B. Liu, T.-Y. Liu, S.-W. Luo, L.-Z. Gong. Asymmetric Hetero-Diels–Alder Reaction of Diazenes Catalyzed by Chiral Silver Phosphate: Water Participates in the Catalysis and Stereocontrol. *Org. Lett.* **2014**, *16*, 6164–6167.
 - 20 X.-L. Yang, X.-X. Peng, F. Chen, B. Han. TEMPO-Mediated Aza-Diels–Alder Reaction: Synthesis of Tetrahydropyridazines Using Ketohydrazones and Olefins. *Org. Lett.* **2016**, *18*, 2070–2073.
 - 21 O. A. Attanasi, S. Lillini, F. Mantellini, J. M. de los Santos, R. Ignacio, F. Palacios. Domino Reaction for the Construction of New 2-Oxo[1,2,4]triazolo[5,1-*c*][1,4]thiazines. *Synlett* **2009**, 735–738.
 - 22 (a) F. Palacios, D. Aparicio, Y. López, J. M. de los Santos. Synthesis of functionalized α -amino-phosphine oxides and -phosphonates by addition of amines and aminoesters to 4-phosphinyl- and 4-phosphonyl-1,2-diaza-1,3-butadienes. *Tetrahedron* **2005**, *61*, 2815–2830. (b) F. Palacios, D. Aparicio, Y. López, J. M. de los Santos. Addition of amine derivatives to phosphorylated 1,2-diaza-1,3-butadienes. Synthesis of α -aminophosphonates. *Tetrahedron Lett.* **2004**, *45*, 4345–4348.
 - 23 F. Palacios, D. Aparicio, Y. López, J. M. de los Santos, C. Alonso. Cycloaddition Reactions of Phosphorylated 1,2-Diaza-1,3-butadienes with Olefins: Regioselective Synthesis of Pyridazine Derivatives. *Eur. J. Org. Chem.* **2005**, 1142–1147.
 - 24 D. Aparicio, O. A. Attanasi, P. Filippone, R. Ignacio, S. Lillini, F. Mantellini, F. Palacios, J. M. de los Santos. Straightforward Access to Pyrazines, Piperazines, and Quinoxalines by Reactions of 1,2-Diaza-1,3-butadienes with 1,2-Diamines under Solution, Solvent-Free, or Solid-Phase Conditions. *J. Org. Chem.* **2006**, *71*, 5897–5905.
 - 25 (a) J. Polkaehn, R. Thom, P. Ehlers, A. Villinger, P. Langer. π -Expanded azaullazines: synthesis of quinolino-azaullazines by Povarov reaction and cycloisomerisation. *Org. Biomol. Chem.* **2024**, *22*, 2027–2042. (b) S.-G. Lei, Y. Zhou, L.-S. Wang, Z.-C.



- Yu, T. Chen, Y.-D. Wu, M. Gao., A.-X. Wu. One Stone, Three Birds: One-Pot Synthesis of Pyrido[3,2-*a*]phenoxazin-5-one Derivatives from *o*-Aminophenols with Triple Roles, Paraformaldehyde, and Enaminones via the Povarov Reaction. *J. Org. Chem.* **2023**, *88*, 11150–11160. (c) W. Liu, T. Qin, W. Xie, J. Zhou, Z. Ye, X. Yang. Enantioselective Synthesis of Azahelicenes through Organocatalyzed Multicomponent Reactions. *Angew. Chem. Int. Ed.* **2023**, *62*, e202303430. (d) C. Masdeu, J. M. de los Santos, F. Palacios, C. Alonso. The Intramolecular Povarov Tool in the Construction of Fused Nitrogen-Containing Heterocycles. *Top. Curr. Chem.* **2023**, *381*, 20. (e) X.-R. Ren, B. Bai, Q. Zhang, L.-J. Wan, D. Wang, Q. Hao, Y. Guo. Constructing Stable Chromenoquinoline-Based Covalent Organic Frameworks via Intramolecular Povarov Reaction. *J. Am. Chem. Soc.* **2022**, *144*, 2488–2494. (f) N.-F. Mo, Y. Zhang, Z.-H. Guan. Highly Enantioselective Three-Component Povarov Reaction for Direct Construction of Azaspirocycles. *Org. Lett.* **2022**, *24*, 6397–6401. (g) O. Ghashghaei, C. Masdeu, C. Alonso, F. Palacios, R. Lavilla. Recent advances of the Povarov reaction in medicinal Chemistry. *Drug Discov. Today* **2018**, *29*, 71–79. (h) D. Bello, R. Ramon, R. Lavilla. Mechanistic Variations of the Povarov Multicomponent Reaction and Related Processes. *Curr. Org. Chem.* **2010**, *14*, 332–356. (i) H. Ishitani, S. Kobayashi. Catalytic asymmetric aza Diels-Alder reactions using a chiral lanthanide Lewis acid. Enantioselective synthesis of tetrahydroquinoline derivatives using a catalytic amount of a chiral source. *Tetrahedron Lett.* **1996**, *37*, 7357–7360. (j) M. A. McCarrick, Y. D. Wu, K. N. Houk. Hetero-Diels-Alder reaction transition structures: reactivity, stereoselectivity, catalysis, solvent effects, and the exo-lone-pair effect. *J. Org. Chem.* **1993**, *58*, 3330–3343. (k) L. S. Povarov. α , β -Unsaturated Ethers and Their analogues in Reactions of Diene Synthesis. *Russ. Chem. Rev.* **1967**, *36*, 656–670.
- 26 X. Jiménez-Aberásturi, F. Palacios, J. M. de los Santos. Sc(OTf)₃-Mediated [4 + 2] Annulations of *N*-Carbonyl Aryldiazenes with Cyclopentadiene to Construct Cinnoline Derivatives: Azo-Povarov Reaction. *J. Org. Chem.* **2022**, *87*, 11583–11592.
- 27 H. Bock, G. Rudolph, E. Baltin, J. Kroner. Farbe und Konstitution bei Azoverbindungen. *Angew. Chem.* **1965**, *77*, 469–484.
- 28 (a) D. Dallinger, C. O. Kappe. Microwave-Assisted Synthesis in Water as Solvent. *Chem. Rev.* **2007**, *107*, 2563–2591. (b) B. A. Roberts, C. R. Strauss. Toward Rapid, “Green”, Predictable Microwave-Assisted Synthesis. *Acc. Chem. Res.* **2005**, *38*, 653–661. (c) *Microwave Assisted Organic Synthesis*, (Eds.: J. P. Tierney, P. Lidström), Wiley-Blackwell, **2005**. (d) M. Nüchter, B. Ondruschka, W. Bonrath, A. Gum. Microwave assisted synthesis – a critical technology overview. *Green Chem.* **2004**, *6*, 128–141.
- 29 For reviews on microwave-assisted synthesis of heterocycles, see: (a) C. Prakash, R. Singh. Microwave-assisted Synthesis of Fluorinated Heterocycles. *Curr. Green Chem.* **2022**, *9*, 145–161. (b) M. Henary, C. Kananda, L. Rotolo, B. Savino, E. A. Owens, G. Cravotto. Benefits and applications of microwave-assisted synthesis of nitrogen containing heterocycles in medicinal chemistry. *RSC Adv.* **2020**, *10*, 14170–14197. (c) E. Suna, I. Mutule. Microwave-assisted Heterocyclic Chemistry. *Top. Curr. Chem.* **2006**, *266*, 49–101.
- 30 (a) T. Kitanosono, K. Masuda, P. Xu, S. Kobayasi. Catalytic Organic Reactions in Water toward Sustainable Society. *Chem. Rev.* **2018**, *118*, 679–746. (b) W. Leitner, P. G. Jessop, P. Wasserscheid, A. Stark in *Green Solvents, Vol. 5: Reactions in Water* (Eds.: A. Stark, C.-J. Li, P. T. Anastas, P. Wasserscheid, P. G. Jessop, W. Leitner), Wiley, **2010**.
- 31 (a) E. Kozma, P. Kele. Bioorthogonal Reactions in Bioimaging. *Top. Curr. Chem.* **2024**, *382*, 7. (b) Q. Fu, S. Shen, P. Sun, Z. Gu, Y. Bai, X. Wang, Z. Liu. Bioorthogonal chemistry for prodrug activation *in vivo*. *Chem. Soc. Rev.* **2023**, *52*, 7737–7772. (c) R. D. Row, J. A. Prescher. Constructing New Bioorthogonal Reagents and Reactions. *Acc. Chem. Res.* **2018**, *51*, 1073–1081. (d) P. Shieh, C. R. Bertozzi. Design strategies for bioorthogonal smart probes. *Org. Biomol. Chem.* **2014**, *12*, 9307–9320. (e) E. M. Sletten, C. R. Bertozzi. Bioorthogonal Chemistry: Fishing for Selectivity in a Sea of Functionality. *Angew. Chem. Int. Ed.* **2009**, *48*, 6974–6998.
- 32 H. Xu, S. J. Zuend, M. G. Woll, Y. Tao, E. N. Jacobsen. Asymmetric Cooperative Catalysis of Strong Brønsted Acid-Promoted Reactions Using Chiral Ureas. *Science* **2010**, *327*, 986–990.
- 33 G. Dagousset, J. Zhu, G. Masson. Chiral Phosphoric Acid-Catalyzed Enantioselective Three-Component Povarov Reaction Using Enecarbamates as Dienophiles: Highly Diastereo- and Enantioselective Synthesis of Substituted 4-Aminotetrahydroquinolines. *J. Am. Chem. Soc.* **2011**, *133*, 14804–14813.
- 34 R. Yang, Y. Xiong, S. Deng, J. Bai, X.-R. Song, Q. Xiao. NBS-mediated bromination and dehydrogenation of tetrahydroquinoline in one pot: scope and mechanistic study. *RSC Adv.* **2023**, *13*, 33495–33499.



Catalyst-free Microwave-Assisted Azo-Povarov Reaction of N-Carbonyl Aryldiazenes with trans-Cyclooctene to access Ring-fused Cinnoline Derivatives

Xabier Jiménez-Aberásturi, Gurutze Padrones, Javier Vicario, Jesús M. de los Santos*

Department of Organic Chemistry I, Faculty of Pharmacy and Lascaray Research Center, University of the Basque Country (UPV/EHU), Paseo de la Universidad 7, 01006 Vitoria-Gasteiz, Spain.

**Corresponding author E-mail: jesus.delossantos@ehu.eus*

Data availability

The data supporting this article have been included as part of the ESI.

